

# Twin Blade Edger

## Parts Manual

---

EG200EC15	Rev. B3.00	EG200D21	rev. A6.02 - B2.01
EG200EB15	Rev. B3.00	EG200G26	Rev. A6.02+
EG25/EG28	rev. A1.00 - A7.00	EG200D24	Rev. A6.02+
ED21/ED22	rev. A1.05 - A7.00	EG200D26	Rev. A6.02+
EE15/EE15-C	rev. A1.00 - A7.00		

---

***Safety is our #1 concern!***

*Form #1223*



**WARNING! Read and understand this manual before using this machine.**

**California**  
Proposition 65 Warning



**WARNING:** Breathing gas/diesel engine exhaust exposes you to chemicals known to the State of California to cause cancer and birth defects or other reproductive harm.

- Always start and operate the engine in a well-ventilated area.
- If in an enclosed area, vent the exhaust to the outside.
- Do not modify or tamper with the exhaust system.
- Do not idle the engine except as necessary.

For more information go to **[www.P65warnings.ca.gov](http://www.P65warnings.ca.gov)**.



**WARNING:** Drilling, sawing, sanding or machining wood products can expose you to wood dust, a substance known to the State of California to cause cancer. Avoid inhaling wood dust or use a dust mask or other safeguards for personal protection.

For more information go to **[www.P65Warnings.ca.gov/wood](http://www.P65Warnings.ca.gov/wood)**.

**Active Patents assigned to Wood-Mizer, LLC**

Wood-Mizer, LLC has received patents that protect our inventions which are a result of a dedication to research, innovation, development, and design. Learn more at: [woodmizer.com/patents](http://woodmizer.com/patents)

**©2023 Wood-Mizer LLC**

Printed in the United States of America, all rights reserved. No part of this manual may be reproduced in any form by any photographic, electronic, mechanical or other means or used in any information storage and retrieval system without written permission from

**Wood-Mizer, LLC**  
**8180 West 10th Street**  
**Indianapolis, Indiana 46214**

# Table of Contents

# Section-Page

Form #1223

<b>SECTION 1</b>	<b>REPLACEMENT PARTS</b>	<b>1-1</b>
1.1	How To Use The Parts List .....	1-1
1.2	Sample Assembly .....	1-1
1.3	Torque Values .....	1-2
<b>SECTION 2</b>	<b>NETWORKS &amp; BLADE SHAFT</b>	<b>2-1</b>
2.1	Networks Dial & Indicator .....	2-1
2.2	Networks Dial & Indicator .....	2-3
2.3	Gear Box & Idler .....	2-4
2.4	Gear Box & Idler .....	2-5
2.5	Blade Shaft Assembly .....	2-6
2.6	Blade Shaft Assembly .....	2-8
2.7	Blade Shaft Assembly .....	2-10
2.8	Blade Shaft Assembly .....	2-12
2.9	Blade Shaft Assembly .....	2-14
2.10	Networks Gear & Shaft .....	2-16
2.11	Networks Gear & Shaft .....	2-18
2.12	Networks Gear & Shaft .....	2-19
<b>SECTION 3</b>	<b>DECALS &amp; COVERS</b>	<b>3-1</b>
3.1	Decals .....	3-1
3.2	Decals .....	3-3
3.3	Decals .....	3-4
3.4	Decals .....	3-5
3.5	Decals .....	3-7
3.6	Covers .....	3-9
3.7	Covers .....	3-11
3.8	Shaft End Cover/Frame End Caps .....	3-13
3.9	Shaft End Covers .....	3-14
<b>SECTION 4</b>	<b>ROLLERS &amp; FENCES</b>	<b>4-1</b>
4.1	Feed Roller Assemblies & Roller Chain .....	4-1
4.2	Feed Table Rollers/Rail Cover .....	4-2
4.3	Return Rollers (Optional) .....	4-3
4.4	Return Rollers .....	4-4
4.5	Anti-Kickback & Press Roller .....	4-5
4.6	Anti-Kickback & Press Roller .....	4-7
4.7	Front Guide Fence .....	4-9
<b>SECTION 5</b>	<b>OUTFEED TABLE &amp; LEGS</b>	<b>5-1</b>
5.1	Outfeed Table .....	5-1
5.2	Stationary Legs .....	5-2

# Table of Contents

# Section-Page

## SECTION 6 POWER MODULES

6-1

6.1	Engine (EG200D24) .....	6-1
6.2	Engine Mount (EG200D24) .....	6-4
6.3	Flywheel Assembly (EG200D24) .....	6-5
6.4	Engine (EG25 Only).....	6-7
6.5	Engine (EG200D21/ED21 Only) .....	6-9
6.6	Engine (ED22 Only).....	6-13
6.7	Engine (EG200G26 Only).....	6-15
6.8	Engine (EG200G28/EG28 Only) .....	6-17
6.9	Engine (EG25 Only).....	6-19
6.10	Engine (EG200D21/ED21 Only) .....	6-21
6.11	Engine (ED22 Only).....	6-25
6.12	Engine (EG200D26/ED26 Only) .....	6-27
6.13	Muffler (ED22/EG200D26/ED26 Only).....	6-30
6.14	Motor Mount (ED22 Only) .....	6-31
6.15	Fuel Tank (EG200G26).....	6-32
6.16	Fuel Tank (EG200G26/EG200G29 Only).....	6-33
6.17	Fuel Tank (EG200G26/EG200G29 Only).....	6-34
6.18	Fuel Tank (EG200G28/EG28 Only) .....	6-35
6.19	Fuel Tank (EG25 Only).....	6-36
6.20	Fuel Tank (EG200D24 and EG200D21).....	6-37
6.21	Fuel Tank (ED22/EG200D21/ED21/EG200D26/ED26 Only) .....	6-38
6.22	Primary Fuel Filter (ED22 Only) .....	6-40
6.23	Drive Assembly And Guards (ED22 Only).....	6-41
6.24	Coolant Tank (ED22/ED26 Only).....	6-43
6.25	Battery, Hour Meter & E-Stop (EG200G26 (G28) Only).....	6-44
6.26	Battery, Hour Meter & E-Stop (ED22/EG25/EG200G26 (G28)/EG28 Only).....	6-46
6.27	Battery, Hour Meter & E-Stop (EG200D21/ED21 Only) .....	6-49
6.28	Battery, Hour Meter & E-Stop (EG200D26/ED26 Only) .....	6-51
6.29	Battery, Control & E-Stop (EG200D24 Only).....	6-53
6.30	Motor, Hour Meter & E-Stop (EG200EC15/EE15/EE15-C Only) .....	6-55
6.31	Control Assy (EG200EC15).....	6-57
6.32	Control Assy (EG200EB15).....	6-59
6.33	Starter Assembly (EE15-C Only).....	6-61

## SECTION 7 TRAILER OPTION

7-1

7.1	Trailer Lights .....	7-1
7.2	Trailer Lights .....	7-3
7.3	Trailer Lights .....	7-5
7.4	Trailer Hitch .....	7-7
7.5	Trailer Axle .....	7-8
7.6	Outrigger Legs.....	7-9
7.7	Outrigger Leg With Jack Handle.....	7-11

## SECTION 1 REPLACEMENT PARTS

### 1.1 How To Use The Parts List

- Use the table of contents to locate the assembly that contains the part you need.
- Go to the appropriate section and locate the part in the illustration.
- Use the number pointing to the part to locate the correct part number and description in the table.
- Parts shown indented under another part are included with that part.

#### To Order Parts

- From the continental US, call **1-800-525-8100** to order parts. Have your customer number, vehicle identification number, and part numbers ready when you call.
- From other international locations, contact the Wood-Mizer distributor in your area for parts.

### 1.2 Sample Assembly



REF	PART #	DESCRIPTION	COMMENTS	QTY.
	012345	SAMPLE ASSEMBLY, COMPLETE	INCLUDES ITEMS 1-6	1
1	F02222-22	Sample Part		1
2	F03333-33	Sample Part		2
	098765	Sample Subassembly	Includes items 3-6	1
3	S04444-44	Subassembly Sample Part		1
4	K55555	Subassembly Sample Part		1
	054321	Sample Sub-Subassembly	Includes items 5-6	2
5	022222	Sub-Subassembly Sample Part		1
6	F10234-56	Sub-Subassembly Sample Part		1

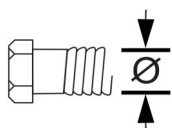
The Sample Assembly, Complete, part number 02345 (top level assembly) includes two parts (F0222-22 and F0333-33) and the 098765 subassembly.

Subassembly 098765 contains two parts(S04444-44 and K55555) and two copies of sub-subassembly 054321.

Each sub-subassembly 054321 contains two parts (022222 and F10234-56).

### 1.3 Torque Values

Grade		Units	SAE 5	SAE 8
Grade Mark				
Bolt Dia.	Threads Per In.	Units	SAE 5	SAE 8
6	32	in-lbs (Nm)	20 (2.3)	-
8	32	in-lbs (Nm)	24 (2.7)	30 (3.4)
10	24	in-lbs (Nm)	35 (4.0)	45 (5.1)
10	32	in-lbs (Nm)	40 (4.5)	50 (5.7)
12	24	in-lbs (Nm)	50 (5.7)	65 (7.3)
1/4	20	in-lbs (Nm)	95 (10.7)	125 (14.1)
1/4	28	in-lbs (Nm)	95 (10.7)	150 (17.0)
5/16	18	ft-lbs (Nm)	17 (22.6)	23 (31.2)
5/16	24	ft-lbs (Nm)	20 (27.1)	25 (33.8)
3/8	16	ft-lbs (Nm)	30 (40.7)	40 (54.2)
3/8	24	ft-lbs (Nm)	35 (47.5)	45 (61.0)
7/16	14	ft-lbs (Nm)	50 (67.8)	65 (88.1)
7/16	20	ft-lbs (Nm)	55 (74.6)	70 (94.9)
1/2	13	ft-lbs (Nm)	75 (101.7)	100 (135.6)
1/2	20	ft-lbs (Nm)	85 (115.3)	110 (149.2)
9/16	12	ft-lbs (Nm)	105 (142.4)	135 (183.1)
9/16	18	ft-lbs (Nm)	115 (155.9)	150 (203.4)
5/8	11	ft-lbs (Nm)	150 (203.4)	195 (264.4)
5/8	18	ft-lbs (Nm)	160 (217.0)	210 (284.8)
3/4	10	ft-lbs (Nm)	170 (230.5)	220 (298.3)
3/4	16	ft-lbs (Nm)	175 (237.3)	225 (305.1)
7/8	9	ft-lbs (Nm)	302 (409.5)	473 (640.9)
7/8	14	ft-lbs (Nm)	300 (406.8)	400 (542.4)
1	8	ft-lbs (Nm)	466 (631.8)	714 (967.4)



Metric Bolt Head Identification



**8.8**  
Metric Grade 8.8



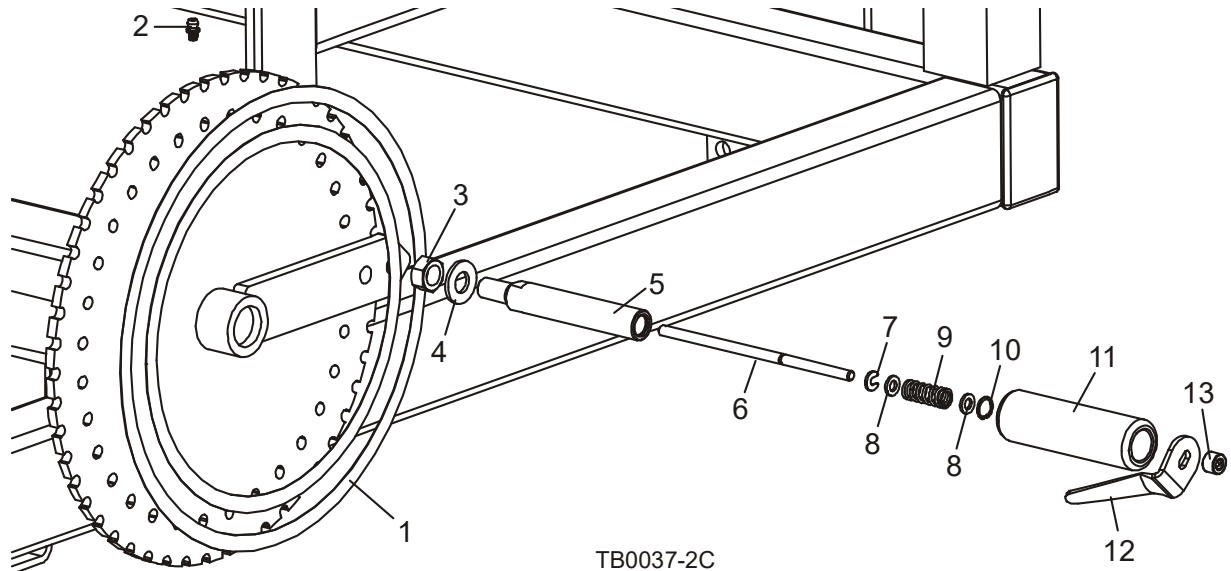
**10.9**  
Metric Grade 10.9

COARSE THREAD					FINE THREAD				Wrench Size	
Diameter & Thread Pitch	Metric 8.8		Metric 10.9		Diameter & Thread Pitch	Metric 8.8		Metric 10.9		
	N-m	lbs-ft	N-m	lbs-ft		N-m	lbs-ft	N-m		lbs-ft
6 x 1.0	8	6	11	8					10 mm	
8 x 1.25	20	15	27	20	8 x 1.0	21	16	29	22	13 mm
10 x 1.5	39	29	54	40	10 x 1.25	41	30	57	42	16 mm
12 x 1.75	68	50	94	70	12 x 1.25	75	55	103	76	18 mm
14 x 2.0	109	80	151	111	14 x 1.5	118	87	163	120	21 mm
16 x 2.0	169	125	234	173	16 x 1.5	181	133	250	184	24 mm
18 x 2.5	234	172	323	239	18 x 1.5	263	194	363	268	27 mm
20 x 2.5	330	244	457	337	20 x 1.5	367	270	507	374	30 mm
22 x 2.5	451	332	623	460	22 x 1.5	495	365	684	505	34 mm
24 x 3.0	571	421	790	583	24 x 2.0	623	459	861	635	36 mm
30 x 3.0	1175	867	1626	1199	30 x 2.0	1258	928	1740	1283	46 mm

## SECTION 2 NETWORKS & BLADE SHAFT

### 2.1 Networks Dial & Indicator

Rev. A3.00+



REF	PART #	DESCRIPTION	COMMENTS	QTY.
1	038291	DECAL, NETWORKS, A5.00	<a href="#">(See Section 3.1)</a>	1
2	P04107	FITTING, 3/16" X 3/16" STRAIGHT GREASE		1
	036712	HANDLE KIT, EDGER NETWORKS RETROFIT	Use kit 036712 to upgrade Edgers prior to Rev. A3.00 to new handle.	1
	047685	Handle Assembly, Edger Networks		1
3	F05010-35	Nut, 1/2-13 Hex		1
4	F05011-2	Washer, 1/2 SAE Flat		1
5	047686	Shaft, Edger Handle		1
	006496	Pin Assembly, Edger Handle Replacement	Retaining Ring F04254-50 replaces two Grooveless Retaining Rings F04254-48 used prior to Rev. A4.03. Groove added to Handle Pin 047687. Pin Assembly 006496 available 4/08. New assembly includes modified pin 047687 and new retainer 006492 (replaces F04254-50) to improve durability.	1

## 2 Replacement Parts

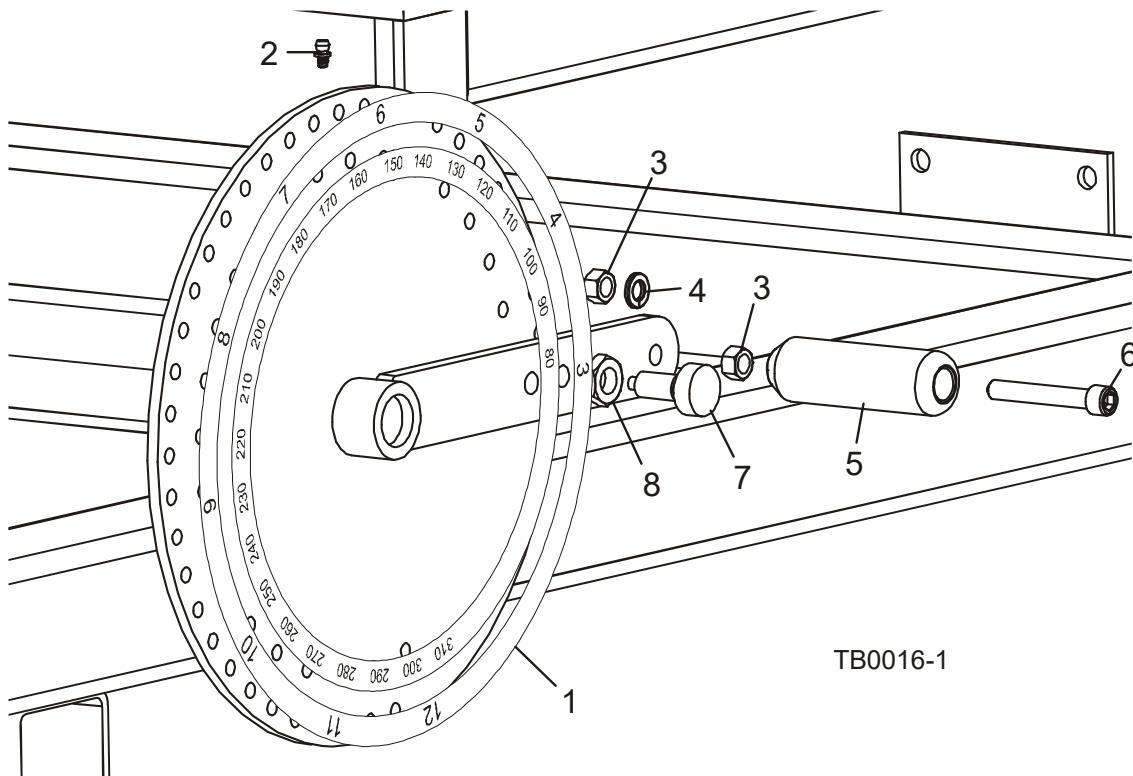
Setworks Dial & Indicator

REF	PART #	DESCRIPTION	COMMENTS	QTY.
6	047687	Pin, Edger Handle	Available in assemblies only. Retaining Ring F04254-50 replaces two Grooveless Retaining Rings F04254-48 used prior to Rev. A4.03. Groove added to Handle Pin 047687. Pin Assembly 006496 available 4/08. New assembly includes modified pin 047687 and new retainer 006492 (replaces F04254-50) to improve durability. Retaining Ring F04254-50 replaces two Grooveless Retaining Rings F04254-48 used prior to Rev. A4.03. Groove added to Handle Pin 047687. Pin Assembly 006496 available 4/08. New assembly includes modified pin 047687 and new retainer 006492 (replaces F04254-50) to improve durability.	1
7	006492	Retainer, Edger Handle		1
8	047705	Spacer, 1/4ID x .480 OD x 1/16		2
9	047690	Spring, 1/2" OD x 1 1/2" Long x .055" Compression		1
10	F04254-47	Ring, 1/2 ID IR Retaining Snap		1
11	047688	Handle, 49/64ID x 1-1/4OD x 4 Plas		1
12	047689	Plate, Edger Handle		1
13	031975	Collar, 1/4 ID Shaft		1
14	036712-1210	Instruction Sheet, Edger Setworks Handle Retrofit		1



## 2.2 Networks Dial & Indicator

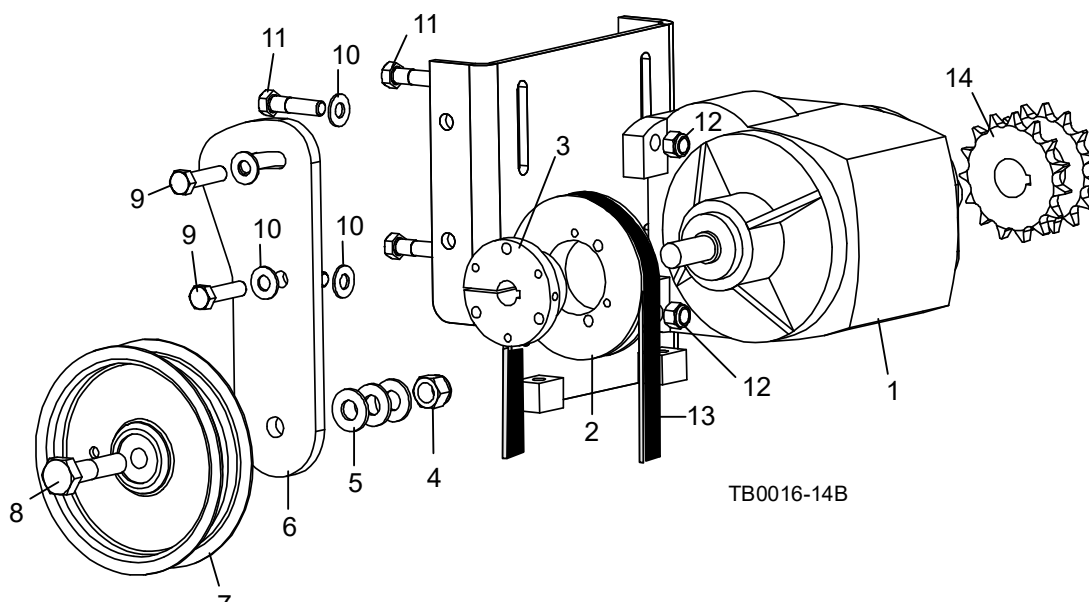
Rev. A1.00 - A2.02



REF	PART #	DESCRIPTION	COMMENTS	QTY.
1		DECAL, EDGER NETWORKS DIAL SCALE ((See Section 3.4))		
2	P04107	FITTING, 3/16" X 3/16" STRAIGHT GREASE		1
3	F05010-1	NUT, 3/8-16 HEX		2
4	F05011-4	WASHER, 3/8" SPLIT LOCK		1
5	S12456	HANDLE, 25/64" ID X 1 1/4" OD X 4" LONG PLASTIC	Handle Retrofit available (See Section 2.1).	1
6	F05007-24	BOLT, 3/8-16 X 2 1/2" SOCKET HEAD		1
7	038137	PIN, NETWORKS DIAL LOCKING		1
8	F05010-31	NUT, 1/2-13 HEX JAM		1

## 2.3 Gear Box & Idler

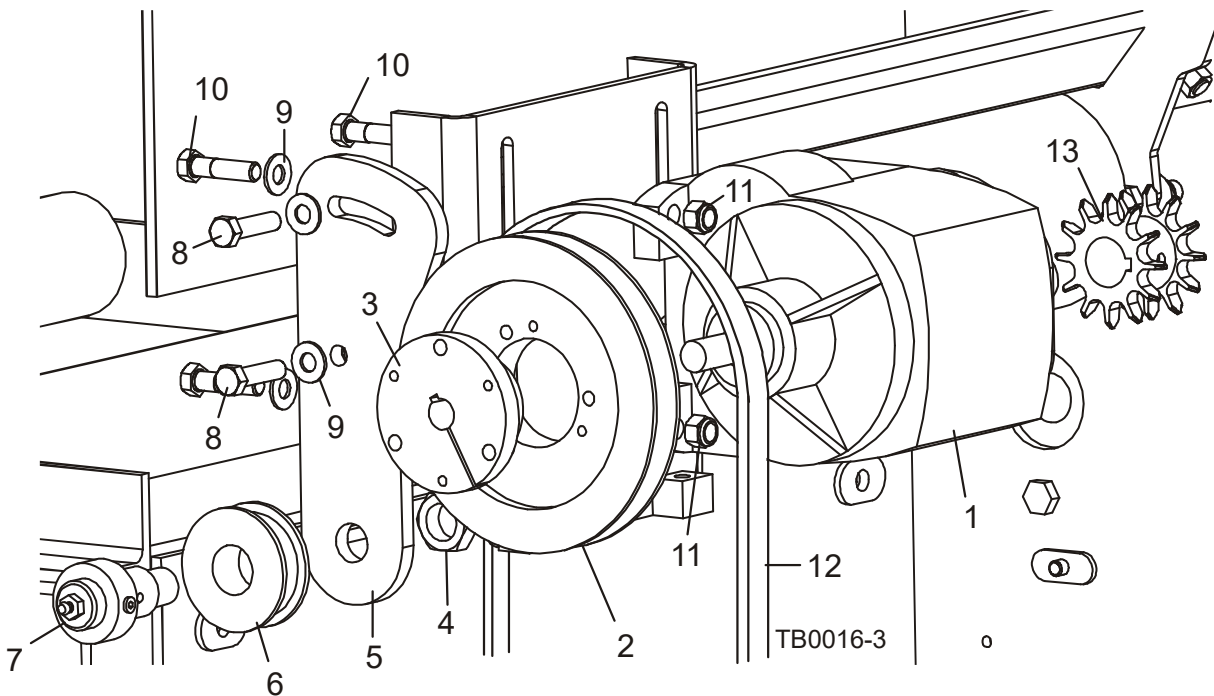
Rev. A1.04+



REF	PART #	DESCRIPTION	COMMENTS	QTY.
1	038046	GEAR BOX, 3-STAGE 25:1		1
2	038195	PULLEY, 3V450SH		1
3	038196	BUSHING, 5/8" SH	Gear box, idler and drive pulleys replaced to eliminate idler with bearing (Rev. A1.04). Kit 038201 includes idler pulley (P608), retrofit idler plate (038199), B35 retrofit idler belt (038202) and hardware required to upgrade previous revisions.	1
4	F05010-8	NUT, 1/2-13 HEX NYLON LOCK		1
5	F05011-2	WASHER, 1/2" SAE FLAT		3
6	038198	PLATE, IDLER MOUNT		1
7	P608	PULLEY, IDLER		1
8	F05008-10	BOLT, 1/2-13 X 2 1/4" HEX HEAD GRADE 5		1
9	F05007-17	BOLT, 3/8-16 X 1 1/2" HEX HEAD FULL THREAD		2
10	F05011-3	WASHER, 3/8" SAE FLAT		2
11	F05006-81	BOLT, 5/16-18 X 1 3/4" HEX HEAD FULL THREAD GRADE 5		4
12	F05010-58	NUT, 5/16-18 HEX NYLON LOCK		4
13	038200	BELT, 3VX315	See item 2 comments	1
14	038262	SPROCKET, DOUBLE SINGLE #50-15 X 1	Double Single #50-15 x 1 Sprocket 038262 replaces #50-2 x 12T Sprocket 038100 originally supplied prior to Rev. A3.00.	1
15	F05011-17	WASHER, 5/16" SAE FLAT		4

## 2.4 Gear Box & Idler

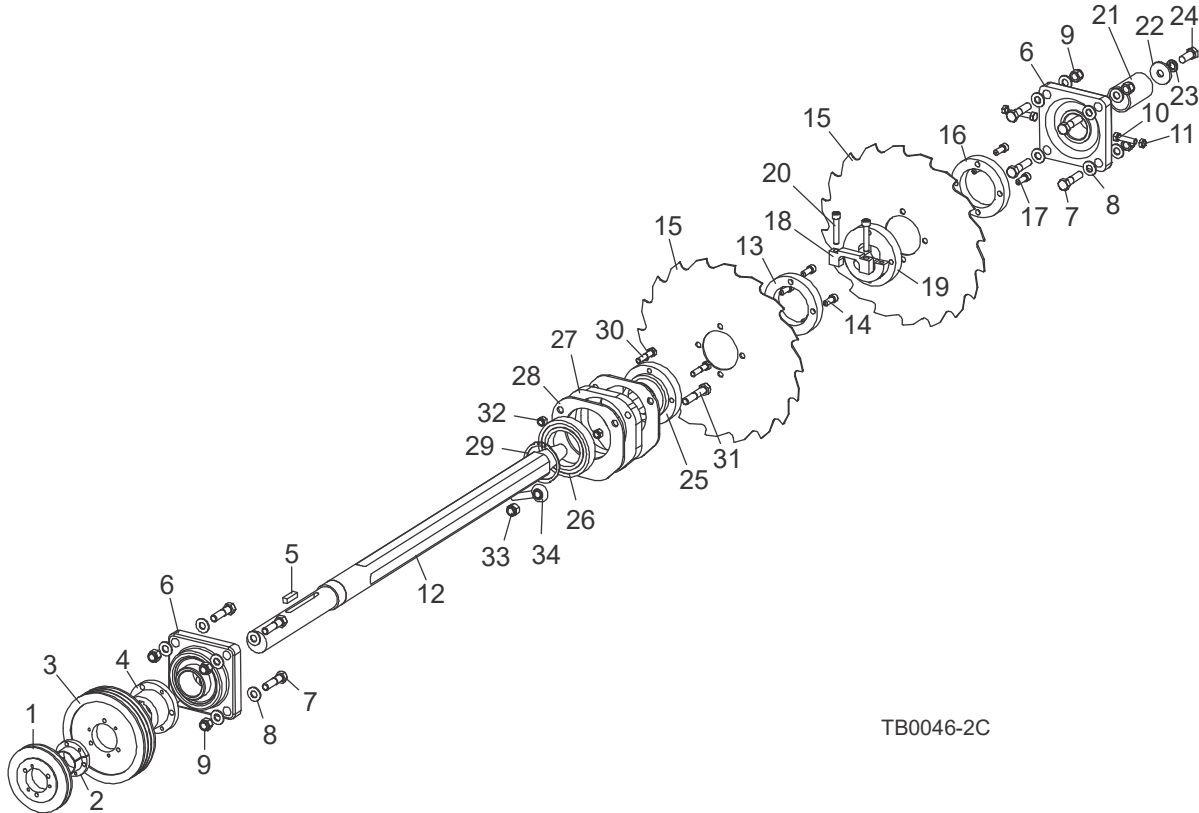
Rev. A1.00 - A1.03



REF	PART #	DESCRIPTION	COMMENTS	QTY.
1	038046	GEAR BOX, 3-STAGE 25:1		1
2	038049	PULLEY, B60 SDS		1
3	038050	BUSHING, 5/8" SDS		1
4	F05010-67	NUT, 3/4-16 HEX JAM		1
5	038126	PLATE, IDLER MOUNT	Available in assemblies only.	1
6	038152	PULLEY, .88" X 2.5" IDLER W/BEARING	Use Kit 038201 to upgrade to larger diameter pulley. Kit 038201 includes idler pulley (P608), retrofit idler plate (038199), B35 retrofit idler belt (038202) and hardware.	1
7	038153	SHAFT, 1" X 2 1/8" IDLER PULLEY		1
8	F05007-17	BOLT, 3/8-16 X 1 1/2" HEX HEAD FULL THREAD		2
9	F05011-3	WASHER, 3/8" SAE FLAT		6
10	F05007-78	BOLT, 3/8-16 X 1 1/2" HEX HEAD GRADE 5		4
11	F05010-10	NUT, 3/8-16 HEX NYLON LOCK		4
12	P166	BELT, B36 'V'	Use B35 Idler Belt 038202 if idler pulley retrofitted with kit 038201.	1
13	038100	SPROCKET, #50-2 X 12T		1

## 2.5 Blade Shaft Assembly

ED21/ED26Rev. A6.00+  
EE15/EG28Rev. A6.02+  
EG200AII



TB0046-2C

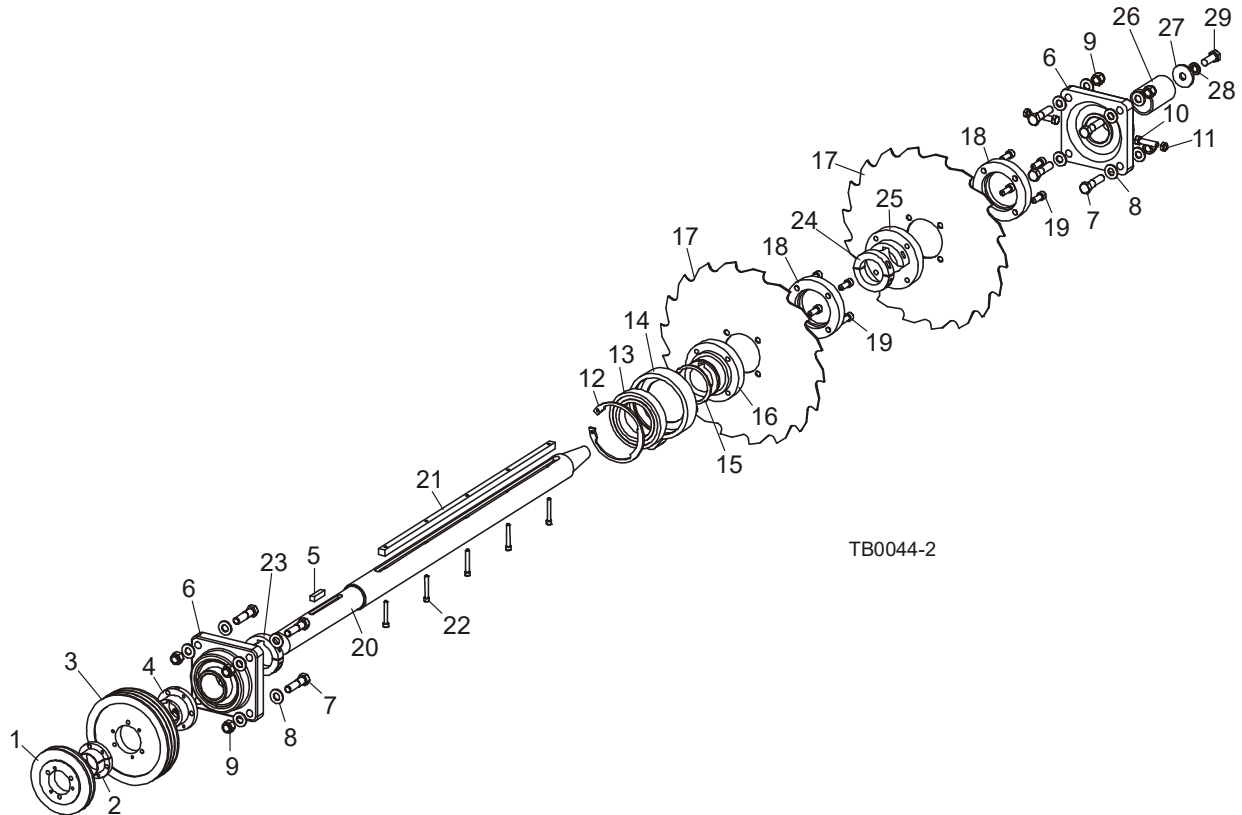
REF	PART #	DESCRIPTION	COMMENTS	QTY.
1	038194	PULLEY, 3V500SH		1
2	038197	BUSHING, 1 11/16" SH		1
3	039269	SHEAVE, 3/5V670 (D21/D26)		1
	038257	SHEAVE, 3V6.9 X 3 (G28/E15)		1
4	038042	BUSHING, 1 11/16" SK (D21/D26)		1
	038045	BUSHING, 1 11/16" SDS (G28/E15)		1
5	S12892	KEY, 3/8" X 3/8" X 1 3/8"		1
6	033712	BEARING, 1 11/16" FLANGE		2
7	F05008-2	BOLT, 1/2-13 X 2" HEX HEAD GRADE 5		8
8	F05011-2	WASHER, 1/2" SAE FLAT		16
9	F05010-8	NUT, 1/2-13 HEX NYLON LOCK		8
10	F05007-17	BOLT, 3/8-16 X 1 1/2" HEX HEAD FULL THREAD		2
11	F05010-29	NUT, 3/8-16 HEX JAM		2
12	006393	SHAFT, SQUARE BLADE DRIVE		1
13	038251	RETAINER, TWIN BLADE EDGER BLADE		1
14	F05007-52	SCREW, 3/8-16 X 1" SOCKET HEAD		4

REF	PART #	DESCRIPTION	COMMENTS	QTY.
15	038263	<b>BLADE, 18T, TWIN BLADE EDGER, 4-BOLT (STANDARD FOR HARDWOODS)</b>	Additional arbor kit 006719 can be used to install third blade to Edger..	2
	038264	<b>BLADE, 10T TWIN BLADE EDGER, 4-BOLT (OPTIONAL FOR SOFTWOODS)</b>		2
	006719	<b>ARBOR KIT, SQUARE BLADE SHAFT</b>		1
16	038251	Retainer, Twin Blade Edger Blade		1
17	F05007-52	Screw, 3/8-16 x 1" Socket Head		4
	008936	Arbor Assembly, Fixed Square Shaft 3/8" Hardware		1
18	008935	Collar, Square Shaft Arbor locking		1
19	008934	Arbor, Fixed Blade (Square Shaft w/o Retainer Nut <sup>1</sup> )		1
20	F05007-58	Screw, 3/8-16 x 2" Socket Head		2
21	038128	<b>BUSHING, BLADE DRIVE SHAFT</b>		1
22	014632	<b>WASHER, .52" X 1.69"</b>		1
23	F05011-9	<b>WASHER, 1/2" SPLIT LOCK</b>		1
24	F05008-37	<b>BOLT, 1/2-13 X 1 1/4" HEX HEAD GRADE 5</b>		1
	074775	<b>SLIDE ASSEMBLY, EDGER BEARING</b>		1
25	006394	Arbor, Sliding Blade Square Shaft		1
26	038117	Bearing, 6014 2RS		1
27	074753	Plate, Blade Slider		1
28	074774	Plate, Bearing Retainer		2
29	F04254-32	Ring, 70mm Outside Retaining		1
30	F05007-119	Bolt, 3/8-16 x1 3/4" Hex Head Grade 5		2
31	F05008-74	Bolt, 1/2-13 x2 1/2" Hex Head Grade 5		1
32	F05010-10	Nut, 3/8-16 Hex Nyloc		2
33	F05010-8	Nut, 1/2-13 Nylon Hex Lock		1
34	P09137	Rod End, 1/2" Male		1

## 2.6 Blade Shaft Assembly

ED26Rev. A5.00

EG28/EE15Rev. A5.00 - A6.01

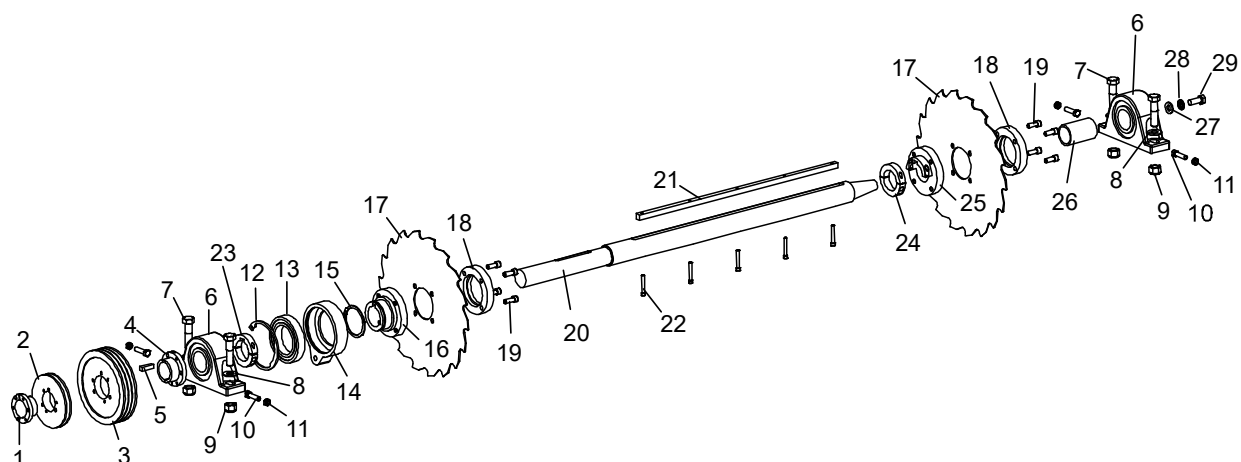


REF	PART #	DESCRIPTION	COMMENTS	QTY.
1	038194	PULLEY, 3V500SH		1
2	038197	BUSHING, 1 11/16" SH		1
3	039269	SHEAVE, 3/5V670 (ED26)		1
	038257	SHEAVE, 3V6.9 X 3 (EG28/EE15)		1
4	038042	BUSHING, 1 11/16" SK (ED26)		1
	038045	BUSHING, 1 11/16" SDS (EG28/EE15)		1
5	S12892	KEY, 3/8" X 3/8" X 1 3/8"		1
6	033712	BEARING, 1 15/16" FLANGE		2
7	F05008-2	BOLT, 1/2-13 X 2" HEX HEAD GRADE 5		8
8	F05011-2	WASHER, 1/2" SAE FLAT		16
9	F05010-8	NUT, 1/2-13 HEX NYLON LOCK		8
10	F05007-17	BOLT, 3/8-16 X 1 1/2" HEX HEAD FULL THREAD		2
11	F05010-29	NUT, 3/8-16 HEX JAM		2
	038261	ARBOR ASSEMBLY, BLADE SLIDING (WITH- OUT RETAINER NUT)	Blade Retainer 038251 sold separately.	1
12	F04254-33	Ring, 110mm Inside Retaining		1
13	038117	Bearing, 6014 2RS		1
14	038094	Housing, Blade Sliding Arbor		1
15	F04254-32	Ring, 70mm Outside Retaining		1

REF	PART #	DESCRIPTION	COMMENTS	QTY.
16	038252	Arbor, Sliding Blade		1
17	038263	<b>BLADE, 18T, TWIN BLADE EDGER, 4-BOLT (STANDARD FOR HARDWOODS)</b>	Additional arbor kit 006720 can be used to install third blade to Edger. Using three blades may reduce the maximum capacity and feed rate depending on species of wood being processed. Kit includes arbor 038255, collar 038116, four screws F05007-52 and nut 038251. 8-Tooth blade 038264 changed to 10-Tooth blade due to better availability (1/08).	2
	038264	<b>BLADE, 10T TWIN BLADE EDGER, 4-BOLT (OPTIONAL FOR SOFTWOODS)</b>		2
18	038251	<b>RETAINER, TWIN BLADE EDGER BLADE</b>		2
19	F05007-52	<b>SCREW, 3/8-16 X 1" SOCKET HEAD</b>		8
20	038249	<b>SHAFT, BLADE DRIVE</b>		1
21	038248	<b>KEY, BLADE DRIVE SHAFT</b>		1
22	F05005-156	<b>BOLT, 1/4-20 X 1 3/4" SOCKET HEAD</b>		5
23	038250	<b>COLLAR, 1 15/16" KEYED LOCKING</b>		1
24	038116	<b>COLLAR, 1 15/16" LOCKING</b>	Additional arbor kit 006720 can be used to install third blade to Edger. Using three blades may reduce the maximum capacity and feed rate depending on species of wood being processed. Kit includes arbor 038255, collar 038116, four screws F05007-52 and nut 038251. 8-Tooth blade 038264 changed to 10-Tooth blade due to better availability (1/08). The bolts that attach the top half of the collar - 038116 into the threaded holes in the bottom half of the arbor - 038255 have the following parameters: 5/16-24x1.	1
25	038255	<b>ARBOR, FIXED BLADE (WITHOUT RETAINER NUT <sup>1</sup>)</b>		1
26	038128	<b>BUSHING, BLADE DRIVE SHAFT</b>		1
27	014632	<b>WASHER, .52" X 1.69"</b>		1
28	F05011-9	<b>WASHER, 1/2" SPLIT LOCK</b>		1
29	F05008-37	<b>BOLT, 1/2-13 X 1 1/4" HEX HEAD GRADE 5</b>		1

## 2.7 Blade Shaft Assembly

Rev. A3.00 - A4.03



TB0016-17B

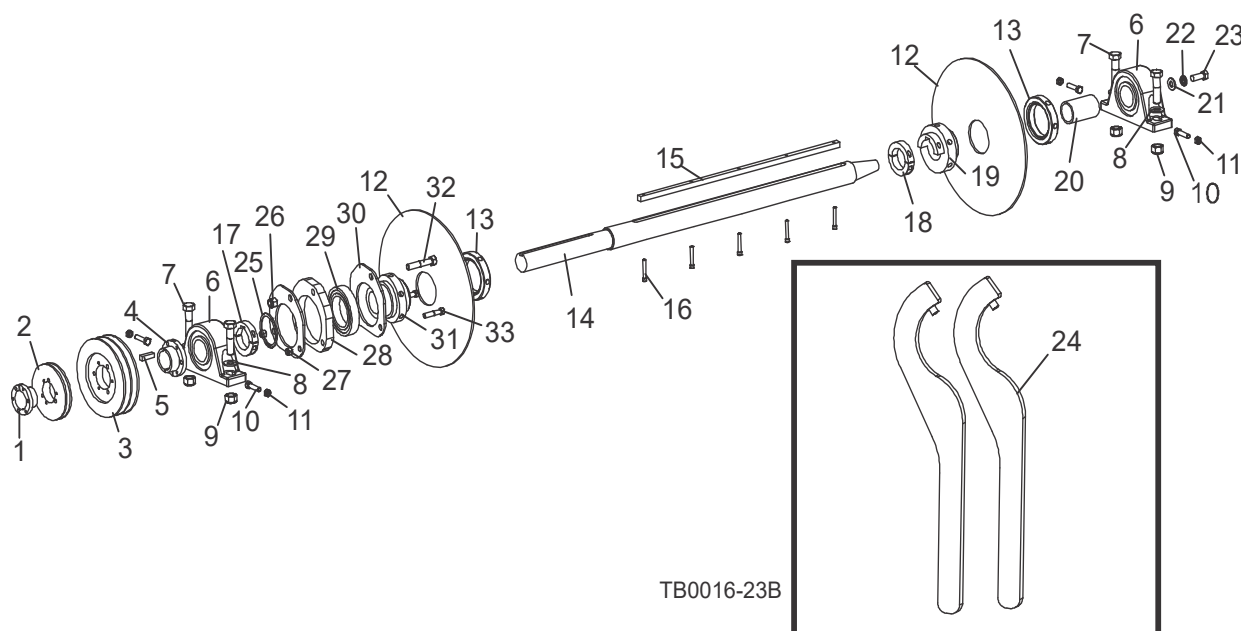
REF	PART #	DESCRIPTION	COMMENTS	QTY.
1	038197	BUSHING, 1 11/16" SH		1
2	038194	PULLEY, 3V500SH		1
3	039269	SHEAVE, 3/5V670 (ED26 REV. A4.03)	ED26 drive belt, sheaves and bushings changed to 3/5V belt system Rev. A4.03 to improve belt stability during rough idle. Use 3/3V drive parts for previous revision ED26 and all other models.	1
	038257	SHEAVE, 3V6.9 X 3 (ALL EG25/EG28/EE15/ED22 & ED26 REV. A1.00 - A4.02)		1
4	038042	BUSHING, 1 11/16" SK (ED26 REV. A4.03)		1
	038045	BUSHING, 1 11/16" SDS (ALL EG25/EG28/EE15/ED22 & ED26 REV. A1.00 - A4.02)		1
5	S12892	KEY, 3/8" X 3/8" X 1 3/8"		1
6	038041	BEARING, 1 15/16" PILLOW BLOCK		2
7	F05009-20	BOLT, 5/8-11 X 2 1/2" HEX HEAD GRADE 5		4
8	F05011-5	WASHER, 5/8" SAE FLAT		4
9	F05010-34	NUT, 5/8-11 HEX NYLON LOCK		4
10	F05007-17	BOLT, 3/8-16 X 1 1/2" HEX HEAD FULL THREAD		4
11	F05010-29	NUT, 3/8-16 HEX JAM		4
	038261	ARBOR ASSEMBLY, BLADE SLIDING (WITHOUT RETAINER NUT)	Blade Retainer 038251 sold separately.	1
12	F04254-33	Ring, 110mm Inside Retaining		1
13	038117	Bearing, 6014 2RS		1
14	038094	Housing, Blade Sliding Arbor		1
15	F04254-32	Ring, 70mm Outside Retaining		1
16	038252	Arbor, Sliding Blade		1



REF	PART #	DESCRIPTION	COMMENTS	QTY.
17	038263	BLADE, 18T, TWIN BLADE EDGER, 4-BOLT (STANDARD FOR HARDWOODS)	Additional arbor kit 006720 can be used to install third blade to Edger. Using three blades may reduce the maximum capacity and feed rate depending on species of wood being processed. Kit includes arbor 038255, collar 038116, four screws F05007-52 and nut 038251. 8-Tooth blade 038264 changed to 10-Tooth blade due to better availability (1/08).	2
	038264	BLADE, 10T TWIN BLADE EDGER, 4-BOLT (OPTIONAL FOR SOFTWOODS)		2
18	038251	RETAINER, TWIN BLADE EDGER BLADE		2
19	F05007-52	SCREW, 3/8-16 X 1" SOCKET HEAD		8
20	038249	SHAFT, BLADE DRIVE		1
21	038248	KEY, BLADE DRIVE SHAFT		1
22	F05005-156	BOLT, 1/4-20 X 1 3/4" SOCKET HEAD		5
23	038250	COLLAR, 1 15/16" KEYED LOCKING		1
24	038116	COLLAR, 1 15/16" LOCKING	Additional arbor kit 006720 can be used to install third blade to Edger. Using three blades may reduce the maximum capacity and feed rate depending on species of wood being processed. Kit includes arbor 038255, collar 038116, four screws F05007-52 and nut 038251. 8-Tooth blade 038264 changed to 10-Tooth blade due to better availability (1/08). The bolts that attach the top half of the collar - 038116 into the threaded holes in the bottom half of the arbor - 038255 have the following parameters: 5/16-24x1.	1
25	038255	ARBOR, FIXED BLADE (WITHOUT RETAINER NUT <sup>2</sup> )		1
26	038128	BUSHING, BLADE DRIVE SHAFT		1
27	F05011-2	WASHER, 1/2" SAE FLAT		1
28	F05011-9	WASHER, 1/2" SPLIT LOCK		1
29	F05008-37	BOLT, 1/2-13 X 1 1/4" HEX HEAD GRADE 5		1

## 2.8 Blade Shaft Assembly

Rev. A2.02



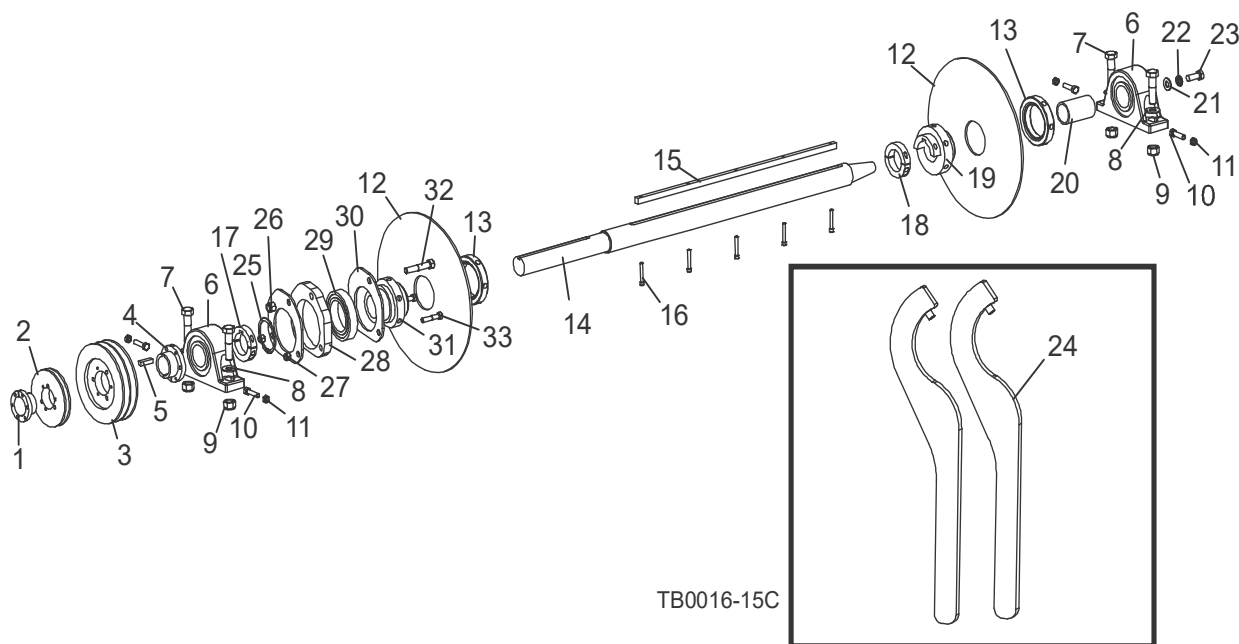
TB0016-23B

REF	PART #	DESCRIPTION	COMMENTS	QTY.
1	038197	BUSHING, 1 11/16" SH		1
2	038194	PULLEY, 3V500SH		1
3	038043	PULLEY, 2B70 SK (EG25/EE15 ONLY)		1
	038060	PULLEY, 2B60 SDS (ED22 ONLY)		1
4	038042	BUSHING, 1 11/16" SK (EE15/EG25 ONLY)		1
	038045	BUSHING, 1 11/16" SDS (ED22 ONLY)		1
5	014693	KEY, 3/8" X 3/8" X 1 7/8"		1
6	038041	BEARING, 1 15/16" PILLOW BLOCK		2
7	F05009-20	BOLT, 5/8-11 X 2 1/2" HEX HEAD GRADE 5		4
8	F05011-5	WASHER, 5/8" SAE FLAT		4
9	F05010-34	NUT, 5/8-11 HEX NYLON LOCK		4
10	F05007-17	BOLT, 3/8-16 X 1 1/2" HEX HEAD FULL THREAD		4
11	F05010-29	NUT, 3/8-16 HEX JAM		4
12	038263	BLADE, 18T, TWIN BLADE EDGER, 4-BOLT (STANDARD FOR HARDWOODS)	Additional arbor 038091, collar 038116, and nut 038092 can be used to install third blade to Edger. Using three blades may reduce the maximum capacity and feed rate depending on species of wood being processed. 8-Tooth blade 038172 changed to 10-Tooth blade due to better availability (1/08).	2
	038264	BLADE, 10T TWIN BLADE EDGER, 4-BOLT (OPTIONAL FOR SOFTWOODS)		2
13	038092	NUT, 3-12 BLADE RETAINER		2
14	038249	SHAFT, BLADE DRIVE	Blade Shaft and Key revised to accept 1/4" screws for retaining key (Rev. A2.02).	1
15	038248	KEY, BLADE DRIVE SHAFT		1
16	F05005-156	BOLT, 1/4-20 X 1 3/4" SOCKET HEAD		5
17	038250	COLLAR, 1 15/16" KEYED LOCKING		1

REF	PART #	DESCRIPTION	COMMENTS	QTY.
18	038116	<b>COLLAR, 1 15/16" LOCKING</b>	Additional arbor 038091, collar 038116, and nut 038092 can be used to install third blade to Edger. Using three blades may reduce the maximum capacity and feed rate depending on species of wood being processed. 8-Tooth blade 038172 changed to 10-Tooth blade due to better availability (1/08).	1
19	038091	<b>ARBOR, FIXED BLADE (WITHOUT RETAINER NUT<sup>1</sup>)</b>		1
20	038128	<b>BUSHING, BLADE DRIVE SHAFT</b>		1
21	F05011-2	<b>WASHER, 1/2" SAE FLAT</b>		1
22	F05011-9	<b>WASHER, 1/2" SPLIT LOCK</b>		1
23	F05008-37	<b>BOLT, 1/2-13 X 1 1/4" HEX HEAD GRADE 5</b>		1
24	038237	<b>WRENCH, 4 1/4" SPANNER (5/8" THICK)</b>		2
	038118	<b>ARBOR ASSEMBLY, BLADE SLIDING (WITHOUT RETAINER NUT)</b>	Retainer Nut 038092 sold separately. If installing on Edger prior to A4.03 it is necessary to add washers between the arbor and the sliding bracket eye bolt to keep it from touching the bracket. It is also necessary to realign the blade to the scale.	1
25	F04254-32	Ring, 70mm Outside Retaining		1
26	F05010-8	Nut, 1/2-13 Nylon Hex Lock		1
27	F05010-10	Nut, 3/8-16 Hex Nylon Lock		2
28	074753	Plate, Blade Slider		1
29	038117	Bearing, 6014 2RS		1
30	074774	Plate, Blade Slider		2
31	038093	Arbor, Sliding Blade		1
32	F05008-74	Bolt, 1/2-13 x 2 1/2" Hex Head Grade 5		1
33	F05007-119	Bolt, 3/8-16 x 1 3/4" Hex Head Grade 5		2

## 2.9 Blade Shaft Assembly

Rev. A1.04 - A2.01

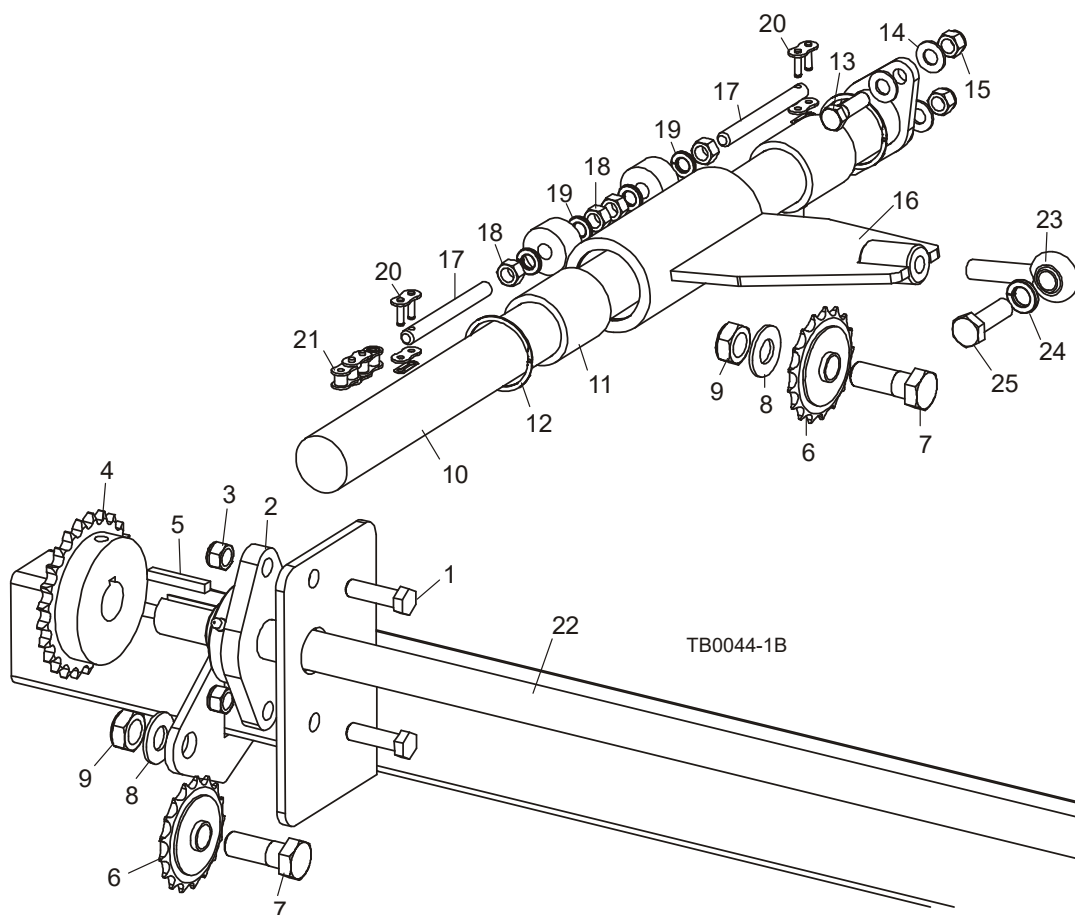


REF	PART #	DESCRIPTION	COMMENTS	QTY.
1	038197	BUSHING, 1 11/16" SH	Gear box pulley, idler and drive pulleys replaced to eliminate idler with bearing (Rev. A1.04). Upgrade kit 038201 includes all pulleys, bushings, idler belt, idler plate and hardware required to upgrade previous revisions.	1
2	038194	PULLEY, 3V500SH		1
3	038043	PULLEY, 2B70 SK (EG25/EE15 ONLY)		1
	038060	PULLEY, 2B60 SDS (ED22 ONLY)		1
4	038042	BUSHING, 1 11/16" SK (EG25/EE15 ONLY)		1
	038045	BUSHING, 1 11/16" SDS (ED22 ONLY)		1
5	014693	KEY, 3/8" X 3/8" X 1 7/8"	3/8" x 3/8" x 1 7/8" Key 014693 replaces 1 1/2" long key S12892 originally supplied prior to Rev. A2.00. Longer key provides better engagement of bushing.	1
6	038041	BEARING, 1 15/16" PILLOW BLOCK		2
7	F05009-20	BOLT, 5/8-11 X 2 1/2" HEX HEAD GRADE 5		4
8	F05011-5	WASHER, 5/8" SAE FLAT		4
9	F05010-34	NUT, 5/8-11 HEX NYLON LOCK		4
10	F05007-17	BOLT, 3/8-16 X 1 1/2" HEX HEAD FULL THREAD		4
11	F05010-29	NUT, 3/8-16 HEX JAM		4

REF	PART #	DESCRIPTION	COMMENTS	QTY.
12	038263	<b>BLADE, 18T, TWIN BLADE EDGER, 4-BOLT (STANDARD FOR HARDWOODS)</b>	Additional arbor 038091, collar 038116, and nut 038092 can be used to install third blade to Edger. Using three blades may reduce the maximum capacity and feed rate depending on species of wood being processed. 8-Tooth blade 038172 changed to 10-Tooth blade due to better availability (1/08).	2
	038264	<b>BLADE, 10T TWIN BLADE EDGER, 4-BOLT (OPTIONAL FOR SOFTWOODS)</b>		2
13	038092	<b>NUT, 3-12 BLADE RETAINER</b>		2
14	038037	<b>SHAFT, BLADE DRIVE</b>		1
15	038040	<b>KEY, BLADE DRIVE SHAFT</b>		1
	038254	<b>COLLAR KIT, EDGER</b>	Collar added to improve durability (Rev. A2.01). Longer F05004-192 bolts replace F05004-51 #10-24 x 1 1/2" Socket Head Bolt supplied prior to Rev. A2.01. Use Kit 038254 to retrofit previous revisions.	1
16	F05004-192	Bolt, #10-24 x 1 3/4" Socket Head		5
17	038250	Collar, 1 15/16" Keyed Locking		1
18	038116	<b>COLLAR, 1 15/16" LOCKING</b>	Additional arbor 038091, collar 038116, and nut 038092 can be used to install third blade to Edger. Using three blades may reduce the maximum capacity and feed rate depending on species of wood being processed. 8-Tooth blade 038172 changed to 10-Tooth blade due to better availability (1/08).	1
19	038091	<b>ARBOR, FIXED BLADE (WITHOUT RETAINER NUT<sup>3</sup>)</b>		1
20	038128	<b>BUSHING, BLADE DRIVE SHAFT</b>		1
21	F05011-2	<b>WASHER, 1/2" SAE FLAT</b>		1
22	F05011-9	<b>WASHER, 1/2" SPLIT LOCK</b>		1
23	F05008-37	<b>BOLT, 1/2-13 X 1 1/4" HEX HEAD GRADE 5</b>		1
24	038237	<b>WRENCH, 4 1/4" SPANNER (5/8" THICK)</b>	5/8" thick Spanner Wrench directly replaces 038169 1/2" thick Spanner Wrench (Rev. A2.00). NOTE: Previous revision Edgers may use the thicker wrenches, but the pins that retain the wrenches to the frame will not be long enough for on-unit storage.	2
	038118	<b>ARBOR ASSEMBLY, BLADE SLIDING (WITHOUT RETAINER NUT)</b>	Retainer Nut 038092 sold separately.	1
25	F04254-32	Ring, 70mm Outside Retaining		1
26	F05010-8	Nut, 1/2-13 Nylon Hex Lock		1
27	F05010-10	Nut, 3/8-16 Hex Nylon Lock		2
28	074753	Plate, Blade Slider		1
29	038117	Bearing, 6014 2RS		1
30	074774	Plate, Blade Slider		2
31	038093	Arbor, Sliding Blade		1
32	F05008-74	Bolt, 1/2-13 x 2 1/2" Hex Head Grade 5		1
33	F05007-119	Bolt, 3/8-16 x 1 3/4" Hex Head Grade 5		2

## 2.10 Setworks Gear & Shaft

Rev. A5.00+

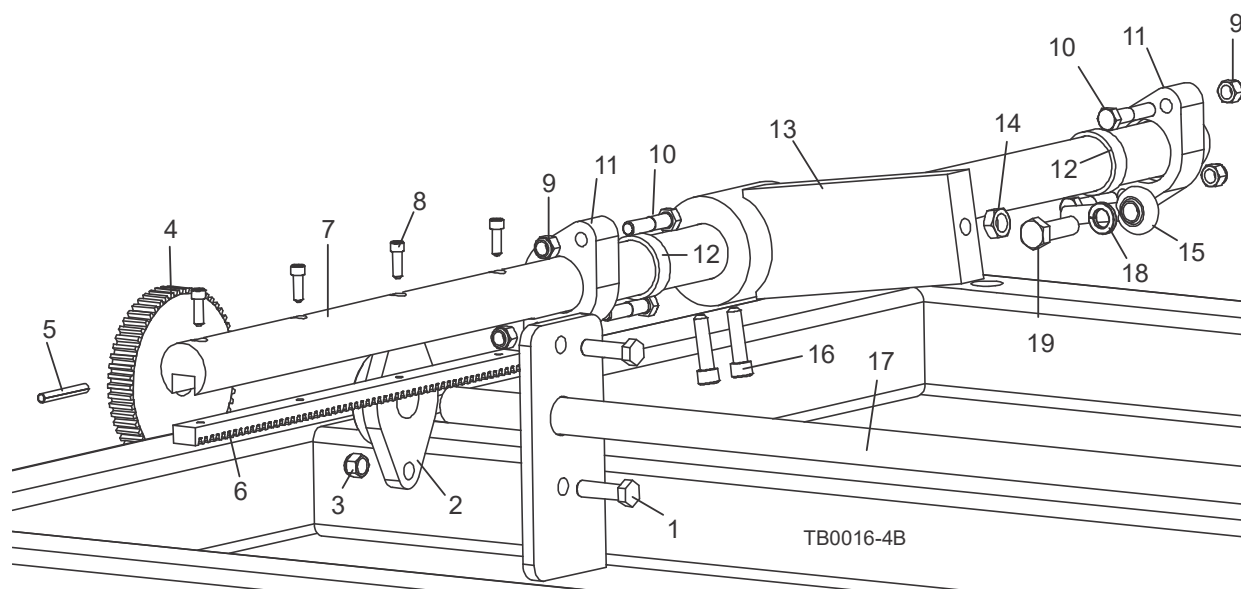


REF	PART #	DESCRIPTION	COMMENTS	QTY.
1	F05007-156	BOLT, 7/16-20 X 1 1/2" HEX HEAD GRADE 5		2
2	038124	BEARING, VF2S 216 1" FLANGED		1
3	F05010-83	NUT, 7/16-20 HEX NYLON LOCK		2
4	038287	SPROCKET, 40B25 X 1" BORE		1
5	S04124	KEY, 1/4" SQUARE X 1 11/16" LONG		1
6	P04333	SPROCKET, #40 X 17T 5/8" BORE IDLER		2
7	F05009-33	BOLT, 5/8-11 X 1 3/4" HEX HEAD		2
8	F05011-5	WASHER, 5/8" SAE FLAT		2
9	F05010-96	NUT, 5/8-11 HEX NYLON LOCK JAM		2
10	038285	SHAFT WELDMENT, SETWORKS		1
11	039251	BUSHING, 1 7/8" OD X 1 1/2" ID X 2" BRONZE		2
12	F04254-41	RING, 1 7/8" SPIRAL RETAINING		2
13	F05007-123	BOLT, 3/8-16 X 1 1/4" HEX HEAD GRADE 5		2
14	F05011-3	WASHER, 3/8" SAE FLAT		4
15	F05010-10	NUT, 3/8-16 HEX NYLON LOCK		2
16	038283	BRACKET WELDMENT, SETWORKS SLIDING		1
17	039192	ROD, CHAIN TENSIONER		2
18	F05010-1	NUT, 3/8-16 HEX		4

<b>REF</b>	<b>PART #</b>	<b>DESCRIPTION</b>	<b>COMMENTS</b>	<b>QTY.</b>
19	F05011-4	WASHER, 3/8" SPLIT LOCK		4
20	P04200	LINK, #40 MASTER		2
21	074922	CHAIN, #40 X 61 1/2" (123 PITCHES)		1
22	038055	SHAFT, 1" DIA. X 112 5/8"		1
23	P09137	ROD END, 1/2" MALE		1
24	F05011-9	WASHER, 1/2" SPLIT LOCK		1
25	F05008-33	BOLT, 1/2-13 X 1 1/2" HEX HEAD GRADE 5		1

## 2.11 Setworks Gear & Shaft

Rev. A2.00 - A4.03

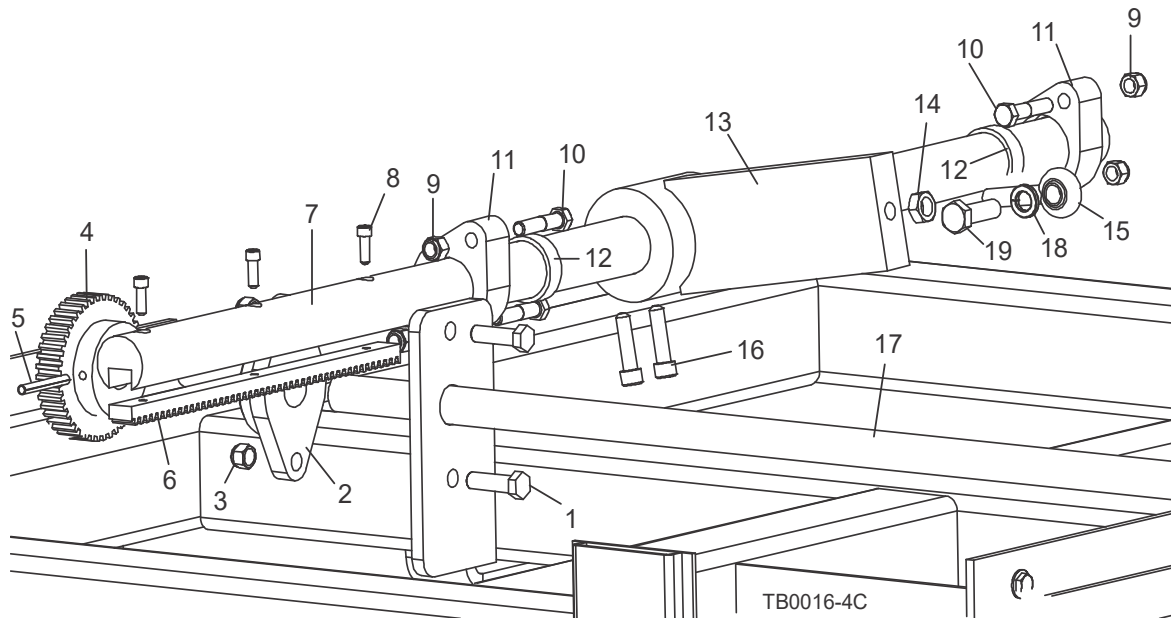


REF	PART #	DESCRIPTION	COMMENTS	QTY.
1	F05007-156	BOLT, 7/16-20 X 1 1/2" HEX HEAD GRADE 5		2
2	038124	BEARING, VF2S 216 1" FLANGED		1
3	F05010-83	NUT, 7/16-20 HEX NYLON LOCK		2
4	038232	GEAR, SETWORKS 12" TRAVEL		1
5	F05012-46	PIN, 1/4" X 2" ROLL		1
6	038231	RACK, SETWORKS 12" TRAVEL		1
7	038229	SHAFT, SETWORKS GEAR 12" TRAVEL		1
8	F05005-26	BOLT, 1/4-20 X 3/4" SOCKET HEAD		4
9	F05010-10	NUT, 3/8-16 HEX NYLON LOCK		4
10	F05007-119	BOLT, 3/8-16 X 1 1/4" HEX HEAD		4
11	038047	MOUNT, SETWORKS SHAFT BEARING		2
12	038048	BEARING, 1 1/2" X 1 3/4" X 1/2"		2
13	038150	BRACKET WELDMENT, SETWORKS SLIDING		1
14	F05010-16	NUT, 1/2-20 HEX JAM		1
15	P09137	ROD END, 1/2" MALE		1
16	F05007-36	BOLT, 3/8-16 X 1 1/2" SOCKET HEAD		2
17	038055	SHAFT, 1" DIA. X 111 7/8"	Shaft modified with keyway and lengthend to 112 5/8" to accommodate new setworks system (Rev. A5.00). Shaft will still work for older revisions.	1
18	F05011-9	WASHER, 1/2" SPLIT LOCK		1
19	F05008-33	BOLT, 1/2-13 X 1 1/2" HEX HEAD GRADE 5		1



## 2.12 Networks Gear & Shaft

Rev. A1.00 - A1.05

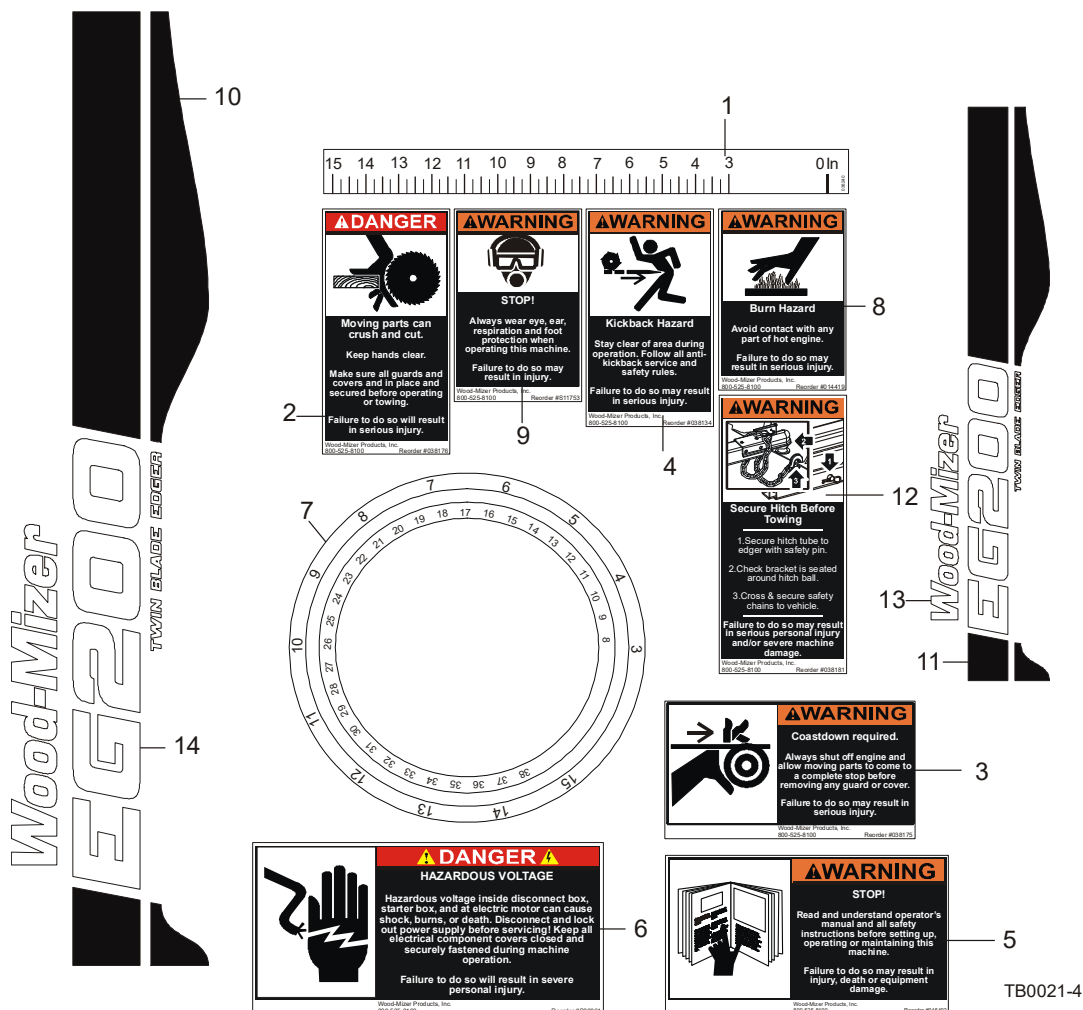


REF	PART #	DESCRIPTION	COMMENTS	QTY.
1	F05007-156	BOLT, 7/16-20 X 1 1/2" HEX HEAD GRADE 5		2
2	038124	BEARING, VF2S 216 1" FLANGED		1
3	F05010-83	NUT, 7/16-20 HEX NYLON LOCK		2
4	038054	GEAR, SETWORKS 9" TRAVEL		1
5	F05012-46	PIN, 1/4" X 2" ROLL		1
6	038129	RACK, SETWORKS 9" TRAVEL		1
7	038038	SHAFT, SETWORKS GEAR 9" TRAVEL		1
8	F05005-26	BOLT, 1/4-20 X 3/4" SOCKET HEAD		3
9	F05010-10	NUT, 3/8-16 HEX NYLON LOCK		4
10	F05007-119	BOLT, 3/8-16 X 1 1/4" HEX HEAD		4
11	038047	MOUNT, SETWORKS SHAFT BEARING		2
12	038048	BEARING, 1 1/2" X 1 3/4" X 1/2"		2
13	038150	BRACKET WELDMENT, SETWORKS SLIDING		1
14	F05010-16	NUT, 1/2-20 HEX JAM		1
15	P09137	ROD END, 1/2" MALE		1
16	F05007-36	BOLT, 3/8-16 X 1 1/2" SOCKET HEAD		2
17	038055	SHAFT, 1" DIA. X 111 7/8"	Shaft modified with keyway and lengthend to 112 5/8" to accommodate new setworks system (Rev. A5.00). Shaft will still work for older revisions.	1
18	F05011-9	WASHER, 1/2" SPLIT LOCK		1
19	F05008-33	BOLT, 1/2-13 X 1 1/2" HEX HEAD GRADE 5		1

## SECTION 3 DECALS & COVERS

### 3.1 Decals

EG200 (After 5/11)

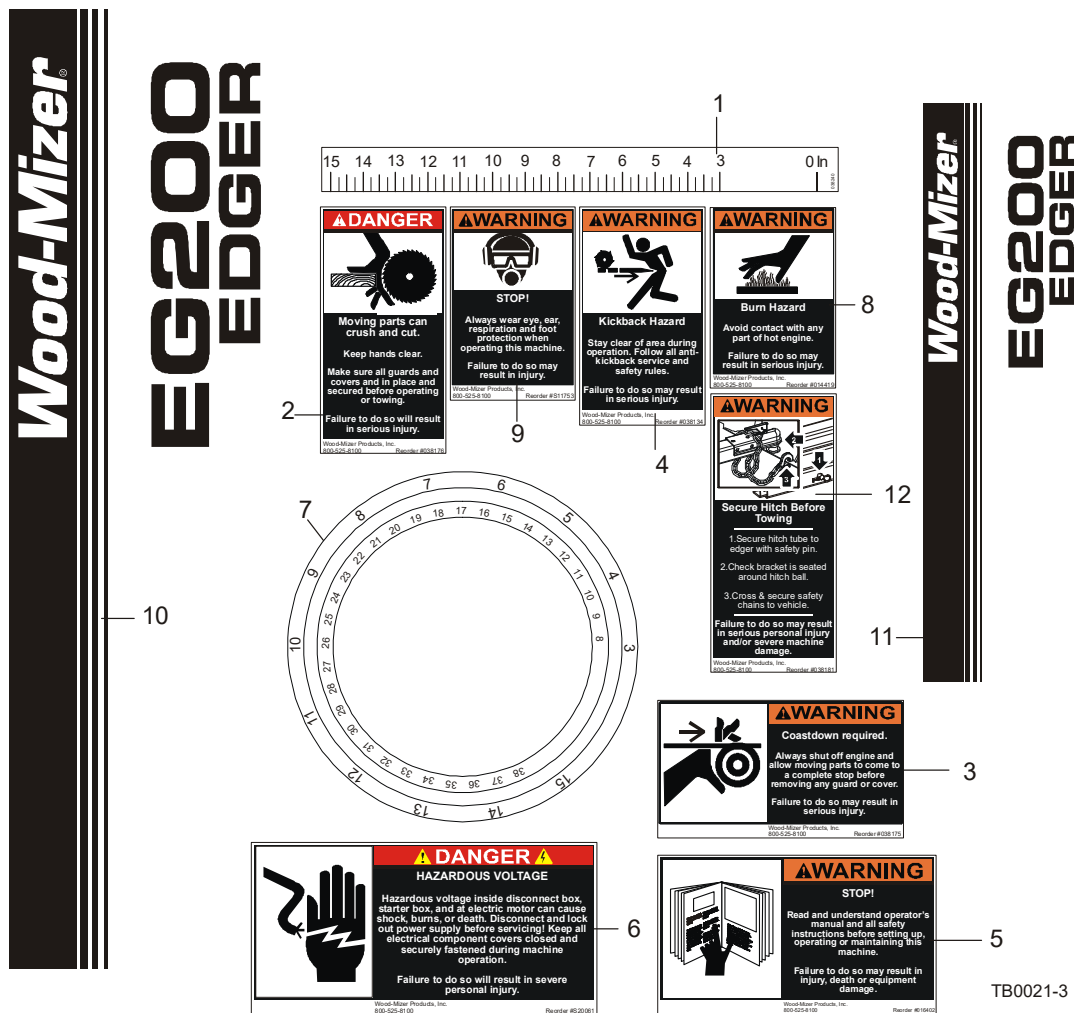


REF	PART #	DESCRIPTION	COMMENTS	QTY.
1	038240	DECAL, EDGER BLADE SCALE 12" TRAVEL		1
2	038176	DECAL, DANGER BLADE HAZARD		1
3	033254	DECAL, MOVING PARTS WARNING		3
4	038134	DECAL, WARNING KICKBACK HAZARD		1
5	016402	DECAL, WARNING READ MANUAL		1
6	S20061	DECAL, DANGER ELECTRICAL HAZARD (E15 ONLY)		1
7	038291	DECAL, SETWORKS DIAL 12" TRAVEL (2006)		1
8	014419	DECAL, WARNING HOT ENGINE (D21/D26/G28 ONLY)		1
9	S11753	DECAL, WARNING EYE/EAR PROTECTION		1
10	065387	DECAL, DRIVE SIDE EURO-STRIPE BK EG200 (20")		1
11	065388	DECAL, DRIVE SIDE EURO-STRIPE BK EG200 (10")		1

REF	PART #	DESCRIPTION	COMMENTS	QTY.
12	038181	DECAL, WARNING SECURE HITCH		1
13	062723	DECAL, EG200 EURO LOGO WHITE (10")		1
14	062722	DECAL, EG200 EURO LOGO WHITE (20")		1

**3.2 Decals**

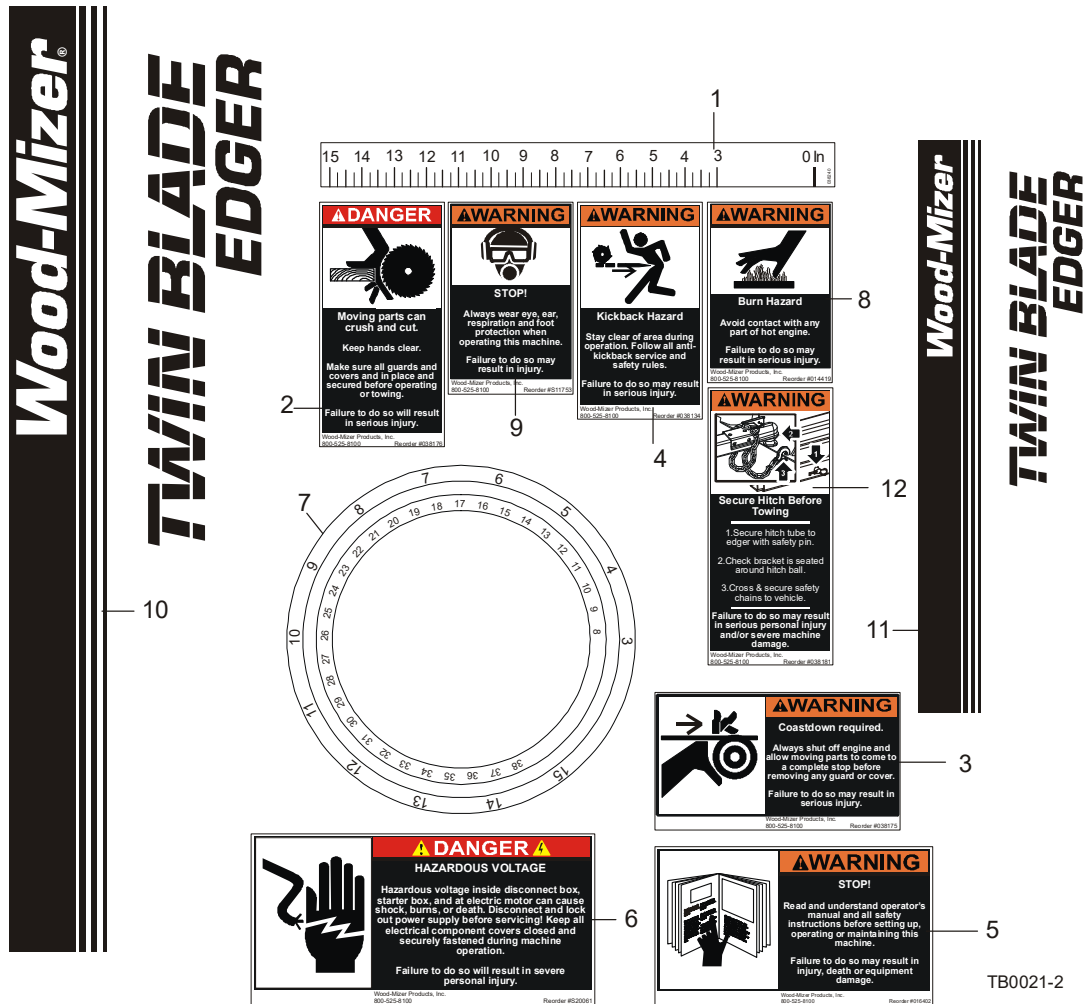
*EG200 (Before 5/11)*



REF	PART #	DESCRIPTION	COMMENTS	QTY.
1	038240	DECAL, EDGER BLADE SCALE 12" TRAVEL		1
2	038176	DECAL, DANGER BLADE HAZARD		1
3	033254	DECAL, MOVING PARTS WARNING		3
4	038134	DECAL, WARNING KICKBACK HAZARD		1
5	016402	DECAL, WARNING READ MANUAL		1
6	S20061	DECAL, DANGER ELECTRICAL HAZARD (E15 ONLY)		1
7	038291	DECAL, SETWORKS DIAL 12" TRAVEL (2006)		1
8	014419	DECAL, WARNING HOT ENGINE (D21/D26/G28 ONLY)		1
9	S11753	DECAL, WARNING EYE/EAR PROTECTION		1
10	025775	DECAL, SIDE EG200 EDGER LOGO		1
11	025776	DECAL, REAR EG200 EDGER LOGO		1
12	038181	DECAL, WARNING SECURE HITCH		1

3.3 Decals


EG28/ED21/ED26  
EE15/EE15-CRev. A5.00 (1/08+)



REF	PART #	DESCRIPTION	COMMENTS	QTY.
1	038240	DECAL, EDGER BLADE SCALE 12" TRAVEL		1
2	038176	DECAL, DANGER BLADE HAZARD		1
3	033254	DECAL, MOVING PARTS WARNING		3
4	038134	DECAL, WARNING KICKBACK HAZARD		1
5	016402	DECAL, WARNING READ MANUAL		1
6	S20061	DECAL, DANGER ELECTRICAL HAZARD (EE15 ONLY)		1
7	038291	DECAL, SETWORKS DIAL 12" TRAVEL (2006)		1
8	014419	DECAL, WARNING HOT ENGINE (ED21/ED26/EG28 ONLY)		1
9	S11753	DECAL, WARNING EYE/EAR PROTECTION		1
10	003254	DECAL, SIDE TWIN BLADE EDGER LOGO		1
11	003255	DECAL, REAR TWIN BLADE EDGER LOGO		1
12	038181	DECAL, WARNING SECURE HITCH		1

**3.4 Decals**

Rev. A5.00 (1/07 - 12/07)



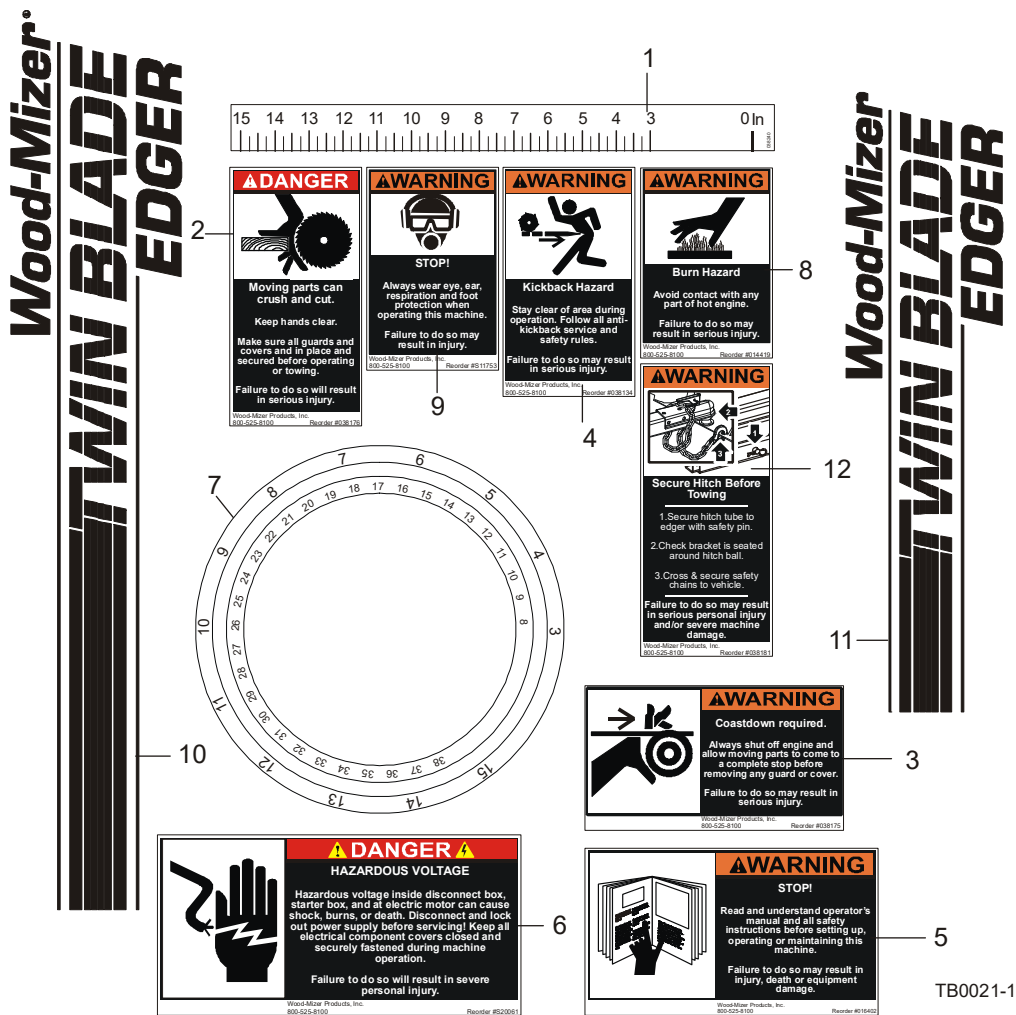
TB0021D

REF	PART #	DESCRIPTION	COMMENTS	QTY.
1	038240	DECAL, EDGER BLADE SCALE 12" TRAVEL		1
2	038176	DECAL, DANGER BLADE HAZARD		1
3	033254	DECAL, MOVING PARTS WARNING		3
4	038134	DECAL, WARNING KICKBACK HAZARD		1
5	016402	DECAL, WARNING READ MANUAL		1
6	S20061	DECAL, DANGER ELECTRICAL HAZARD (EE15 ONLY)		1
7	038291	DECAL, SETWORKS DIAL 12" TRAVEL (2006)		1
8	014419	DECAL, WARNING HOT ENGINE (EG22/EG28 ONLY)		1
9	S11753	DECAL, WARNING EYE/EAR PROTECTION		1
10	003254	DECAL, SIDE TWIN BLADE EDGER LOGO	Edger Logo Decals 038177 & 038178 replaced with new logo decals 1/07.	1
11	003255	DECAL, REAR TWIN BLADE EDGER LOGO		1
12	038181	DECAL, WARNING SECURE HITCH		1

REF	PART #	DESCRIPTION	COMMENTS	QTY.
13	003256	DECAL, SILVER WOOD-MIZER LOGO SMALL	Edger Logo Decals 038177 & 038178 replaced with new logo decals 1/07.	1
14	003234	DECAL, SILVER WOOD-MIZER LOGO LARGE		1
15	003236	DECAL, ANNIVERSARY LOGO		1

**3.5 Decals**

Rev. A1.00 - A5.00 (12/06)



REF	PART #	DESCRIPTION	COMMENTS	QTY.
1	038240	DECAL, EDGER BLADE SCALE 12" TRAVEL	Use 038240 on Edgers revision A2.00 and later. Use 038123 on all previous revision Edgers.	1
	038123	DECAL, EDGER BLADE SCALE 9" TRAVEL		1
2	038176	DECAL, DANGER BLADE HAZARD		1
3	033254	DECAL, MOVING PARTS WARNING	Replaces 038175 originally supplied prior to Rev. A2.01.	3
4	038134	DECAL, WARNING KICKBACK HAZARD		1
5	016402	DECAL, WARNING READ MANUAL		1
6	S20061	DECAL, DANGER ELECTRICAL HAZARD (EE15 ONLY)		1
7	038291	DECAL, SETWORKS DIAL 12" TRAVEL (2006)	Use 038291 on Edgers Rev. A5.00 and later. Use 038234 on Edgers revision A2.00 - A4.02.	1
	038234	DECAL, SETWORKS DIAL 12" TRAVEL	Use 038122 on all revision Edgers before A2.00.	1
	038122	DECAL, SETWORKS DIAL 9" TRAVEL		1
8	014419	DECAL, WARNING HOT ENGINE (EG22/EG25/EG28 ONLY)		1



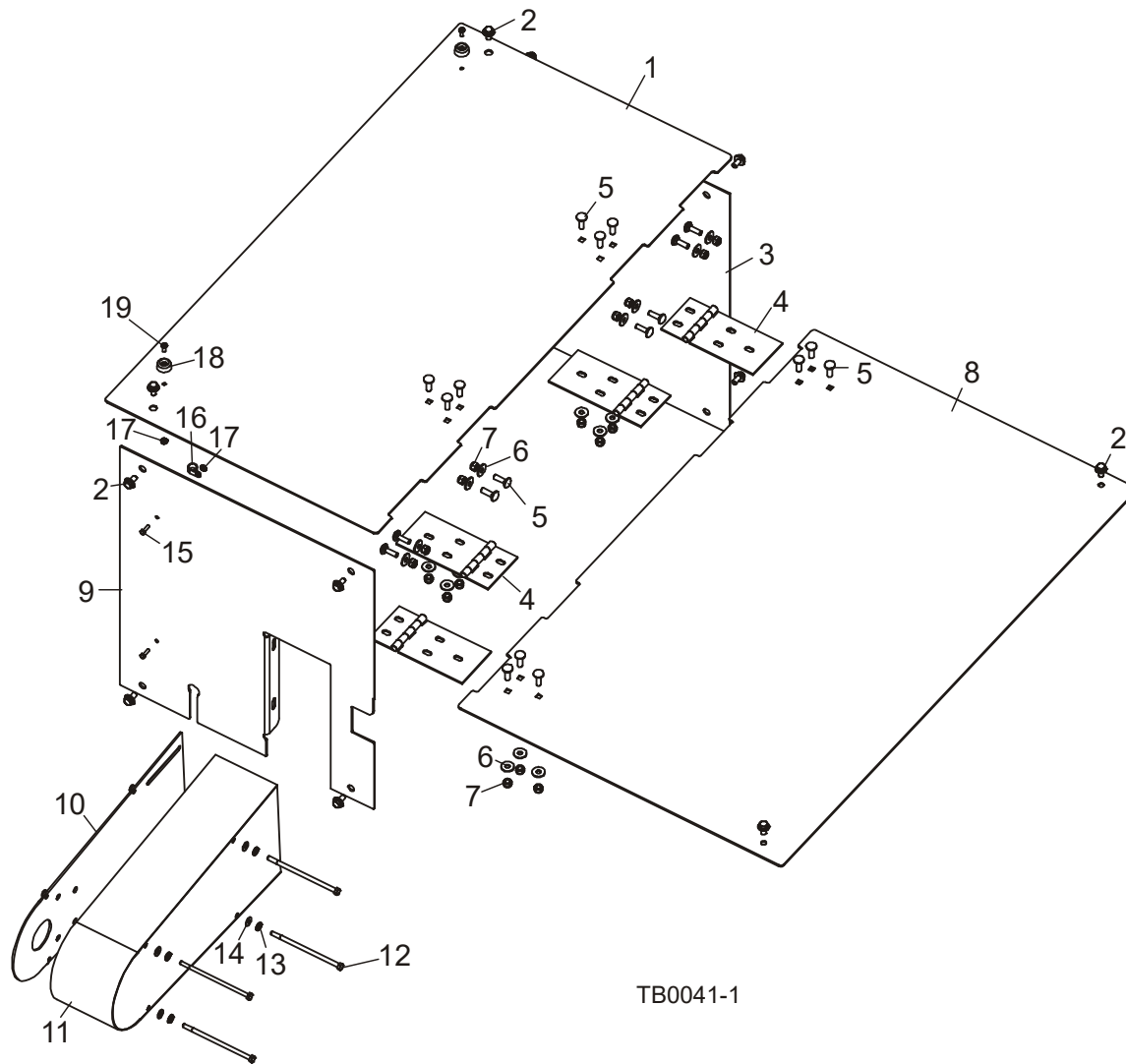
REF	PART #	DESCRIPTION	COMMENTS	QTY.
9	S11753	DECAL, WARNING EYE/EAR PROTECTION		1
10	038177	DECAL, SIDE TWIN BLADE EDGER LOGO		1
11	038178	DECAL, REAR TWIN BLADE EDGER LOGO		1
12	038181	DECAL, WARNING SECURE HITCH	Added on A1.02 (6/99).	1

### 3.6 Covers

*ED21/ED26/EG28Rev. A4.00 - A6.02*

*EE15/EE15-CRev. A4.00 - A6.02*

*EG200 (All)*



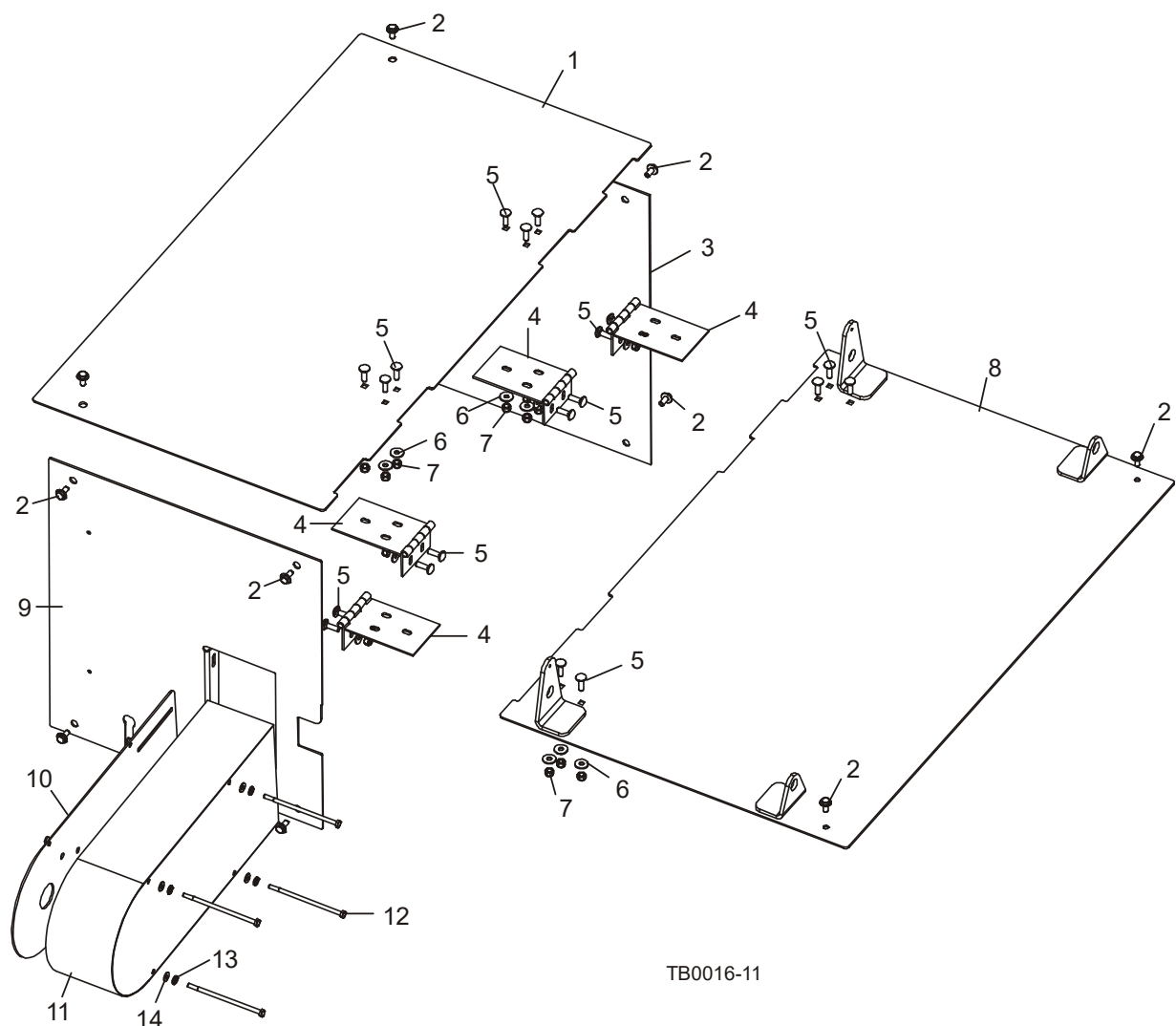
TB0041-1

REF	PART #	DESCRIPTION	COMMENTS	QTY.
1	038108	COVER, TOP RIGHT		1
2	F05006-101	BOLT, 5/16-18 X 3/4" HEX WASHER HEAD		12
3	038107	COVER, RIGHT REAR		1
4	038136	HINGE, 2" X 5.5" X 3.5" X .125" SLOTTED		4
5	F05006-9	BOLT, 5/16-18 X 1" CARRIAGE HEAD		20
6	F05011-16	WASHER, 5/16" STANDARD FLAT		20
7	F05010-58	NUT, 5/16-18 HEX NYLON LOCK		20
8	038109	COVER, TOP LEFT		1
9	038096	COVER, RIGHT FRONT (E15/G28 ONLY)		1
	038207	COVER, RIGHT FRONT (D22/D26 ONLY)		1
	006644	COVER, RIGHT FRONT (D21 ONLY)		1
10	038106	PLATE WELDMENT, BELT GUARD (D26 ONLY)		1
	038097	PLATE WELDMENT, BELT GUARD (D22 ONLY)		1

REF	PART #	DESCRIPTION	COMMENTS	QTY.
	038214	PLATE WELDMENT, BELT GUARD (E15/G28 ONLY)		1
		<a href="#">See Section 6.1 Engine (EG200D24)</a>		
11	038103	COVER WELDMENT, BELT GUARD (D22/D26 ONLY)		1
	038215	COVER WELDMENT, BELT GUARD (E15/G28 ONLY)		1
	065822	COVER WELDMENT, BELT GUARD (D21 ONLY)	Replaced 006646 Belt Cover Weldment (Rev. A8.01).	1
12	F05005-82	BOLT, 1/4-20 X 5 1/2" HEX HEAD GRADE 5 (E15/D22/D26/G28 ONLY)		4
	F05005-76	BOLT, 1/4-20 X 4 1/2" HEX HEAD GRADE 5 (D21 ONLY)		4
13	F05011-14	WASHER, 1/4" SPLIT LOCK (E15/D22/D26/G28 ONLY)		4
	F05011-11	WASHER, 1/4" SAE FLAT (D21 ONLY)		4
14	F05011-11	WASHER, 1/4" SAE FLAT		4
	F05010-69	NUT, 1/4-20 HEX NYLON LOCK (D21 ONLY)		4
15	F05004-18	SCREW, #10-24 X 5/8" INDENTED HEX MACHINE		2
16	F05114-1	CLAMP, 1/2" PLASTIC WIRE		2
17	F05010-14	NUT, #10-24 HEX SELF-LOCKING		4
18	P06104	FOOT, RUBBER		2
19	F05004-1	SCREW, #10-24 X 1/2" SLOTTED PAN HEAD		2

### 3.7 Covers

Rev. A1.00 - A3.01



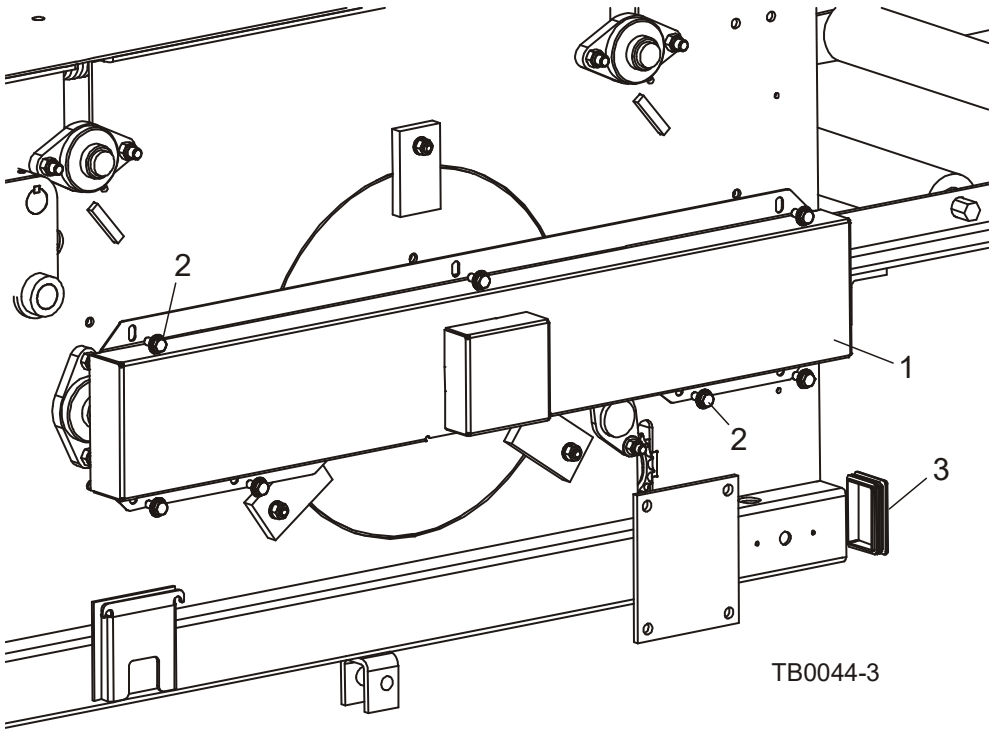
TB0016-11

REF	PART #	DESCRIPTION	COMMENTS	QTY.
1	038108	COVER, TOP RIGHT		1
2	F05006-101	BOLT, 5/16-18 X 3/4" HEX WASHER HEAD		12
3	038107	COVER, RIGHT REAR	License plate mounting holes added to Right Rear Cover (Rev. A2.00).	1
4	038136	HINGE, 2" X 5.5" X 3.5" X .125" SLOTTED		4
5	F05006-9	BOLT, 5/16-18 X 1" CARRIAGE HEAD		20
6	F05011-16	WASHER, 5/16" STANDARD FLAT		20
7	F05010-58	NUT, 5/16-18 HEX NYLON LOCK		20
8	038139	COVER WELDMENT, TOP LEFT		1
9	038096	COVER, RIGHT FRONT (EE15, EG25 AND EG28 ONLY)		1
	038207	COVER, RIGHT FRONT (ED22/ED26 ONLY)		1
10	038106	PLATE WELDMENT, BELT GUARD (ED26 ONLY)		1

REF	PART #	DESCRIPTION	COMMENTS	QTY.
	038097	PLATE, BELT GUARD (ED22 ONLY)	Belt Guard Plate Weldment 038097 was previously used only on both ED22 and EG25 prior to Rev. A3.00. Belt Guard Plate Weldment 038214 now used on EE15, EG25 and EG28 replaces Belt Guard Plate Weldment 038166 previously used only on EE15 Rev. A1.00-A2.02.	1
	038214	PLATE WELDMENT, BELT GUARD (EE15, EG25 AND EG28 ONLY)		1
11	038103	COVER WELDMENT, BELT GUARD (ED22/ED26 ONLY)	Belt Guard Cover Weldment 038103 was previously used on all Edgers prior to Rev. A3.00.	1
	038215	COVER WLDMT, BELT GUARD (EE15, EG25 AND EG28 ONLY)		1
12	F05005-82	BOLT, 1/4-20 X 5 1/2" HEX HEAD GRADE 5		4
13	F05011-14	WASHER, 1/4" SPLIT LOCK		4
14	F05011-11	WASHER, 1/4" SAE FLAT		4

**3.8 Shaft End Cover/Frame End Caps**

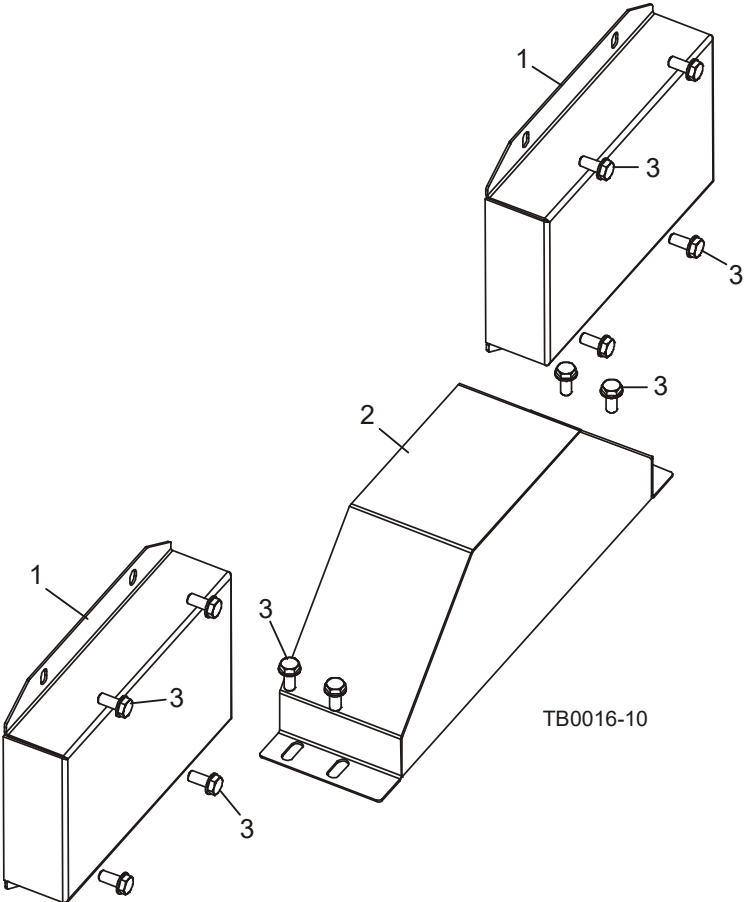
Rev. A5.00+



REF	PART #	DESCRIPTION	COMMENTS	QTY.
1	038290	COVER WELDMENT, BEARING		1
2	F05006-101	BOLT, 5/16-18 X 3/4" WASHER HEX HEAD		7
3	038897	CAP, 2X3 TUBE END		4

3.9 Shaft End Covers

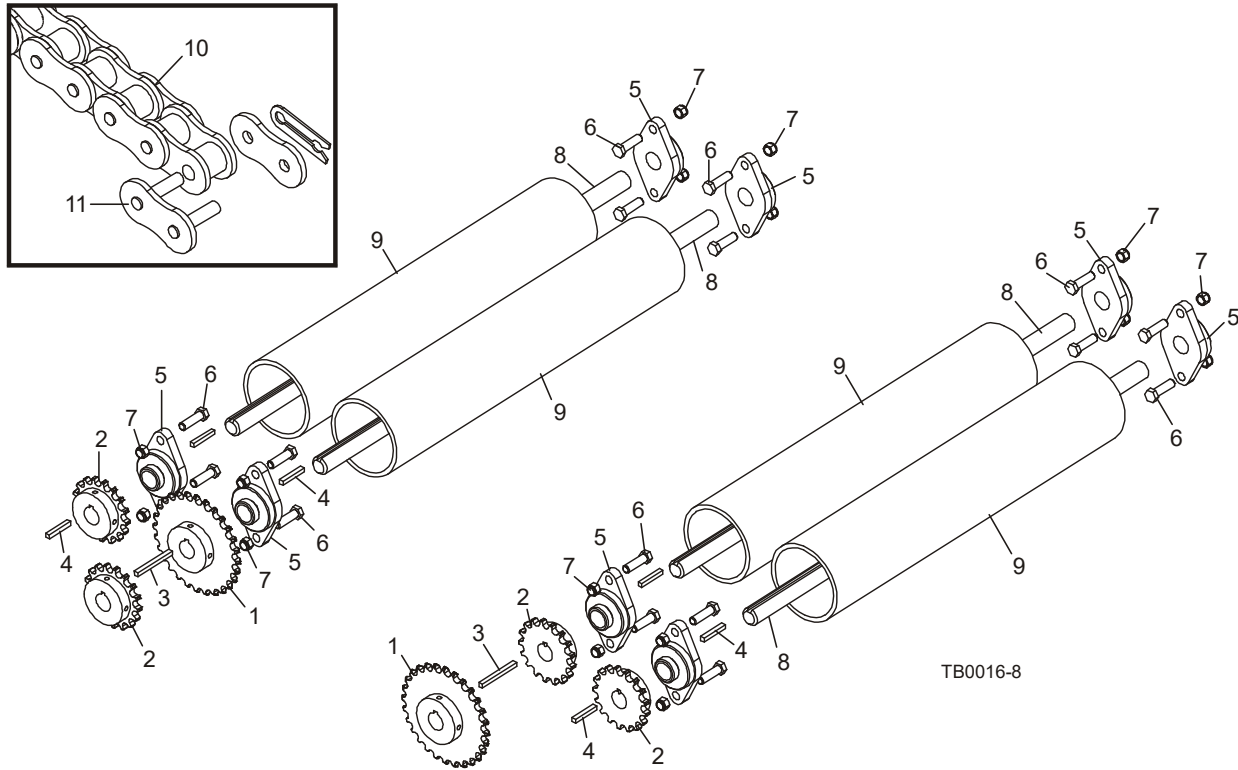
Rev. A1.00 - A4.03



REF	PART #	DESCRIPTION	COMMENTS	QTY.
1	038125	COVER, FLANGED BEARING		2
2	038133	COVER WELDMENT, BEARING		1
3	F05006-101	BOLT, 5/16-18 X 3/4" WASHER HEX HEAD		12

## SECTION 4 ROLLERS & FENCES

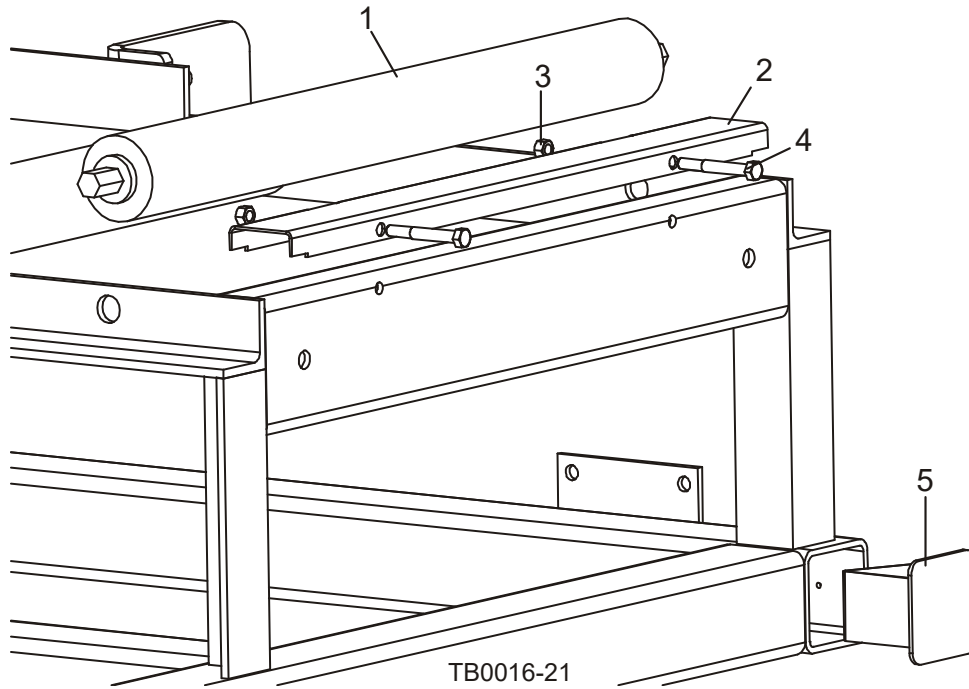
### 4.1 Feed Roller Assemblies & Roller Chain



REF	PART #	DESCRIPTION	COMMENTS	QTY.
1	P21503	SPROCKET, #50-28 X 1"	Sprocket P21503 replaces 038099 (duplicate parts).	2
2	038098	SPROCKET, #50-17 X 1"		4
3	038147	KEY, 1/4" SQ. X 2 3/4"		2
4	S04124	KEY, 1/4" SQ. X 1 11/16"		6
5	038124	BEARING, 1" VF2S 216 FLANGED		8
6	F05007-156	BOLT, 7/16-20 X 1 1/2" HEX HEAD GRADE 5		16
7	F05010-83	NUT, 7/16-20 HEX NYLON LOCK		16
8	038059	SHAFT, FEED ROLLER		4
9	038056	ROLLER, FEED	Roller upgraded from 4 knurl per inch to 10 knurl per inch effective with Edger Rev. A1.02	4
10	038183	CHAIN, #50 X 22 7/16" ROLLER-TO-ROLLER	Chain lengths modified 2003 (were 29 1/4" and 38 1/2") to eliminate need to modify chain to fit.	2
	038184	CHAIN, #50 X 38 3/4" GEARBOX-TO-ROLLER		2
11	P20208	LINK, #50 MASTER		4



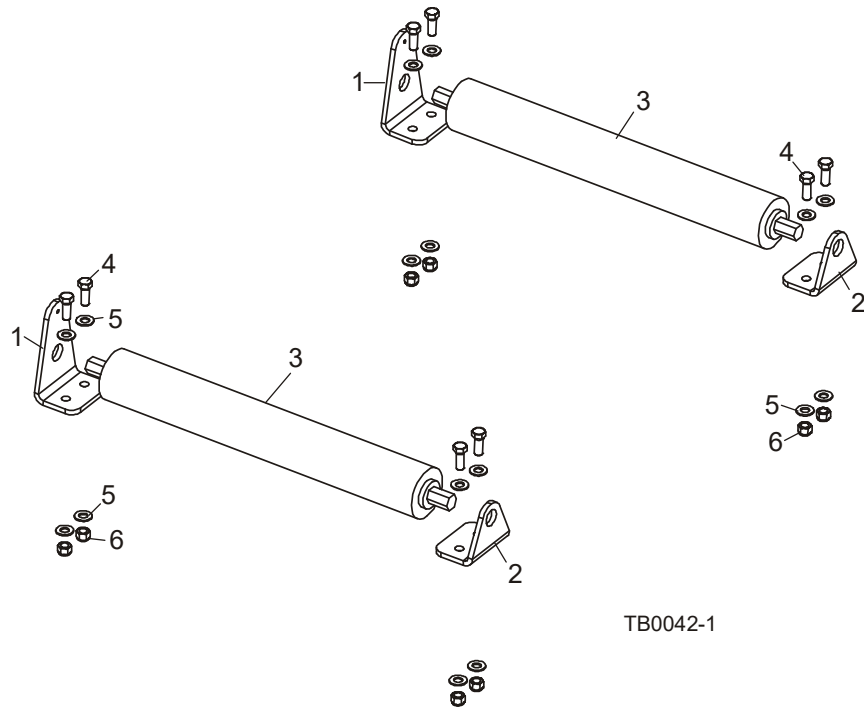
## 4.2 Feed Table Rollers/Rail Cover



REF	PART #	DESCRIPTION	COMMENTS	QTY.
1	038167	<b>ROLLER, 2 1/2" X 25" FEED</b>		6
	017710	<b>COVER KIT, 22 3/4" STAINLESS RAIL</b>		1
2	S13012	Cover, 22 3/4" Stainless Steel Rail		1
3	F05010-6	Nut, 5/16-18 Hex Lock		2
4	F05006-10	Bolt, 5/16-18 x 2 1/2" Hex Head		2
5	038143	<b>CAP WELDMENT, TUBE END</b>		4

### 4.3 Return Rollers (Optional)

Rev. A4.00+

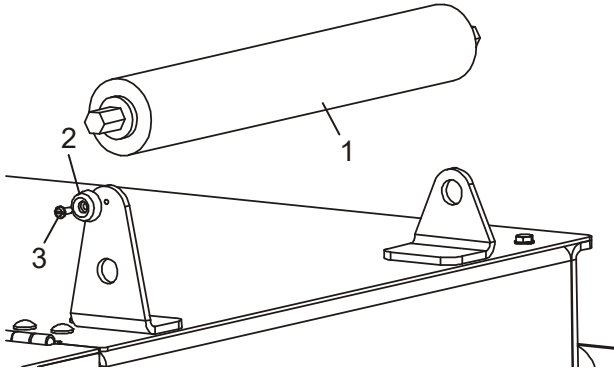


TB0042-1

REF	PART #	DESCRIPTION	COMMENTS	QTY.
	TBRK-A	<b>ROLLER KIT, TWIN BLADE EDGER RETURN</b>	Bolt-On Return Roller Option TBRK available Rev. A4.02. Use TBRK-A for field install of Rev. A4.00 and newer Edgers (Requires drilling of mounting holes for Rev. A4.00 - A4.01. See Instruction Sheet #1247).	1
1	038182	Bracket, Tall Return Roller Mount		2
2	038113	Bracket, Short Return Roller Mount		2
3	038168	Roller, 2 1/2" x 18" Return		2
4	F05007-87	Bolt, 3/8-16 x 1" Hex Head Grade 5		8
5	F05011-3	Washer, 3/8" SAE Flat		16
6	F05010-10	Nut, 3/8-16 Hex Nylon Lock		8

4.4 Return Rollers

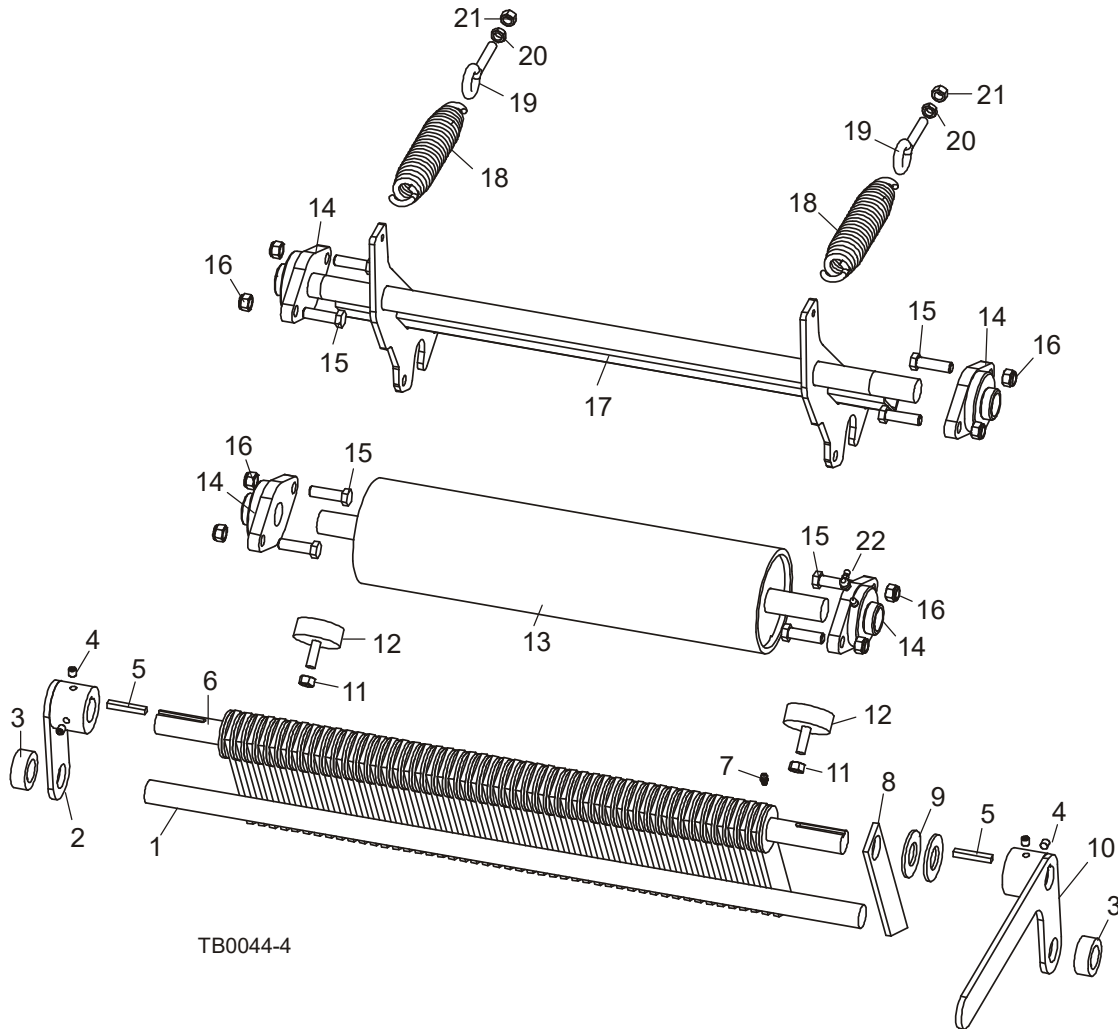
Rev. A1.00 - A3.01



TB0016-2B

REF	PART #	DESCRIPTION	COMMENTS	QTY.
1	038168	ROLLER, 2 1/2" X 18" RETURN	Return Rollers removed Rev. A4.00. Return Roller available as bolt-on option TBRK Rev. A4.02 (See Section 4.3).	2
2	P06104	STOP, RUBBER	Rubber stops added on Rev. A1.01. Stops moved Rev. A4.00 (See Section 3.2).	2
3	F05004-1	SCREW, #10-24 X 1/2" SLOTTED HEX HEAD		2

## 4.5 Anti-Kickback & Press Roller

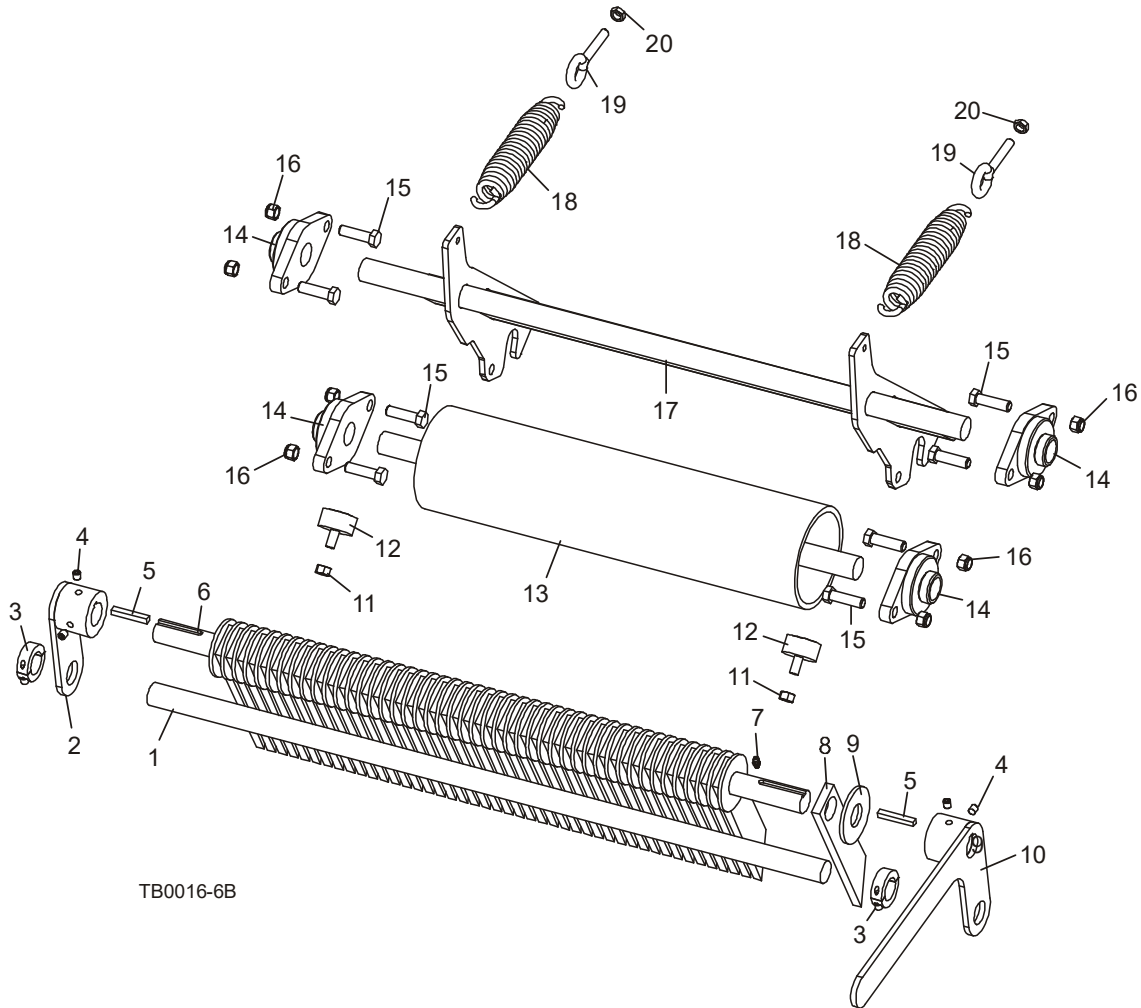


REF	PART #	DESCRIPTION	COMMENTS	QTY.
1	038089	SHAFT, 1" X 31 7/8"		1
2	038087	PLATE WELDMENT, ANTI-KICKBACK FINGER		1
3	038090	COLLAR, 1" LOCKING		2
4	F05006-40	SCREW, 5/16-24 X 3/8" SOCKET HEAD OVAL POINT SET		4
5	S04124	KEY, 1/4" X 1 11/16"		2
6	038088	SHAFT, ANTI-KICKBACK FINGER		1
7	P04107	FITTING, 3/16" STRAIGHT GREASE		1
8	038238	PLATE, ANTI-KICKBACK FINGER 1/4"		47
9	F05011-28	WASHER, 1" SAE FLAT		80
10	038086	HANDLE WELDMENT, ANTI-KICKBACK RELEASE		1
11	F05010-25	NUT, 3/8-16 HEX LOCK		4
12	034175	BUMPER, TABLE	Table Bumper 034175 replaces 038138 used prior to Rev. A4.00.	4

REF	PART #	DESCRIPTION	COMMENTS	QTY.
13	038057	ROLLER, PRESS W/SHAFT	Roller upgraded from 4 knurl per inch to 10 knurl per inch and supplied with shaft (previously 038066) effective with Edger Rev. A1.02. Rollers changed to smooth with no knurls Rev. A4.00.	2
14	038124	BEARING, 1" FLANGED VF2S 216		8
15	F05007-156	BOLT, 7/16-20 X 1 1/2" HEX HEAD GRADE 5		16
16	F05010-83	NUT, 7/16-20 HEX NYLON LOCK		16
17	038063	PIVOT WELDMENT, PRESS ROLLER		2
18	038135	SPRING, 1 1/2" X 7" X .243" EXTENSION		4
19	F05007-30	BOLT, 3/8-16 X 2" EYE (5/8" ID)		4
20	F05010-29	NUT, 3/8-16 HEX JAM		4
21	F05010-1	NUT, 3/8-16 HEX		4
22	P04108	FITTING, 1/4-28 90° GREASE		2

## 4.6 Anti-Kickback & Press Roller

Rev. A1.00 - A1.05

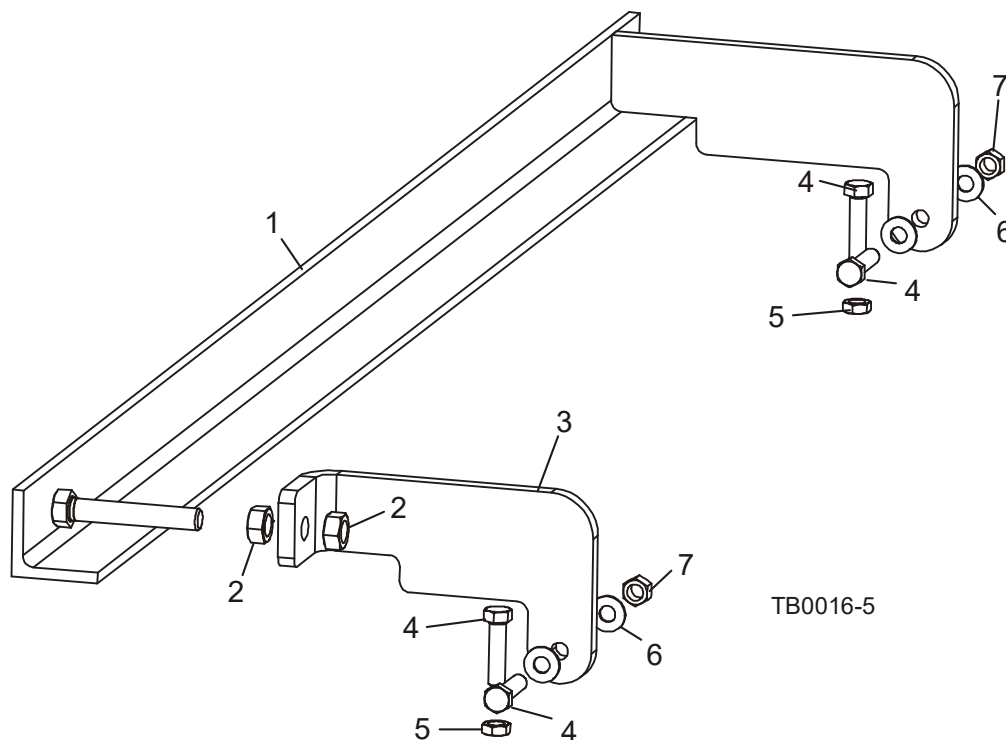


TB0016-6B

REF	PART #	DESCRIPTION	COMMENTS	QTY.
1	038089	SHAFT, 1" X 31 7/8"		1
2	038087	PLATE WELDMENT, ANTI-KICKBACK FINGER		1
3	038090	COLLAR, 1" LOCKING		2
4	F05006-40	SCREW, 5/16-24 X 3/8" SOCKET HEAD OVAL POINT SET		4
5	S04124	KEY, 1/4" X 1 11/16"		2
6	038088	SHAFT, ANTI-KICKBACK FINGER		1
7	P04107	FITTING, 3/16" STRAIGHT GREASE		1
8	038079	PLATE, ANTI-KICKBACK FINGER 3/8"		46
9	F05011-28	WASHER, 1" SAE FLAT		47
10	038086	HANDLE WELDMENT, ANTI-KICKBACK RELEASE		1
11	F05010-25	NUT, 3/8-16 HEX LOCK		4
12	034175	BUMPER, TABLE	Table Bumper 034175 replaces 038138 used prior to 6/05.	4

REF	PART #	DESCRIPTION	COMMENTS	QTY.
13	038057	ROLLER, PRESS W/SHAFT	Roller upgraded from 4 knurl per inch to 10 knurl per inch and supplied with shaft (previously 038066) effective with Edger Rev. A1.02. Rollers changed to smooth with no knurls 6/05.	2
14	038124	BEARING, 1" FLANGED VF2S 216		8
15	F05007-156	BOLT, 7/16-20 X 1 1/2" HEX HEAD GRADE 5		16
16	F05010-83	NUT, 7/16-20 HEX NYLON LOCK		16
17	038063	PIVOT WELDMENT, PRESS ROLLER		2
18	038135	SPRING, 1 1/2" X 7" X .243" EXTENSION		4
19	F05007-30	BOLT, 3/8-16 X 2" EYE (5/8" ID)		4
20	F05010-29	NUT, 3/8-16 HEX JAM		4

## 4.7 Front Guide Fence

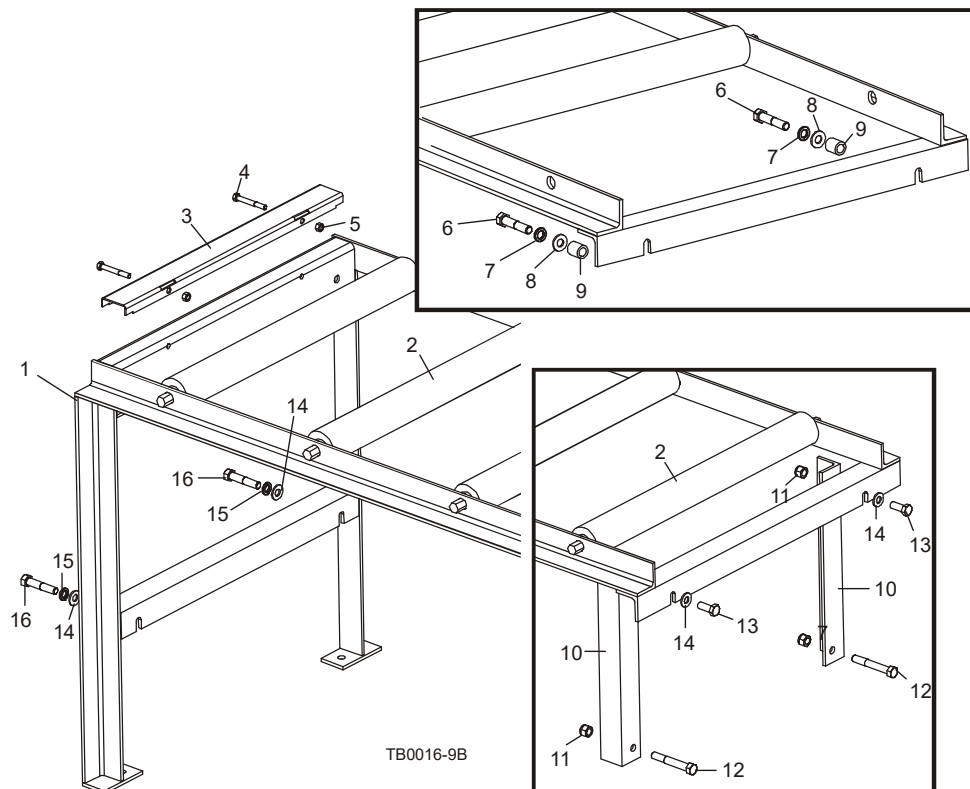


REF	PART #	DESCRIPTION	COMMENTS	QTY.
	038239	<b>FENCE ASSEMBLY, EDGER FRONT GUIDE</b>	Front Fence Assembly modified to provide an additional 2" of throat width for Edgers Rev. A2.00 and later. Customers with previous revision Edgers should order replacement assembly 038239 and will need to perform blade realignment	1
1	038121	Fence Weldment, Edger Front Guide	Available in assemblies only.	1
2	F05010-35	Nut, 1/2-13 Hex	Available in assemblies only.	2
3	038112	Bracket, Front Guide Fence Mount	Available in assemblies only.	1
4	F05007-17	<b>BOLT, 3/8-16 X 1 1/2" HEX HEAD FULL THREAD</b>		4
5	F05010-29	<b>NUT, 3/8-16 HEX JAM</b>		2
6	F05011-3	<b>WASHER, 3/8" SAE FLAT</b>		4
7	F05010-25	<b>NUT, 3/8-16 HEX LOCK</b>		2



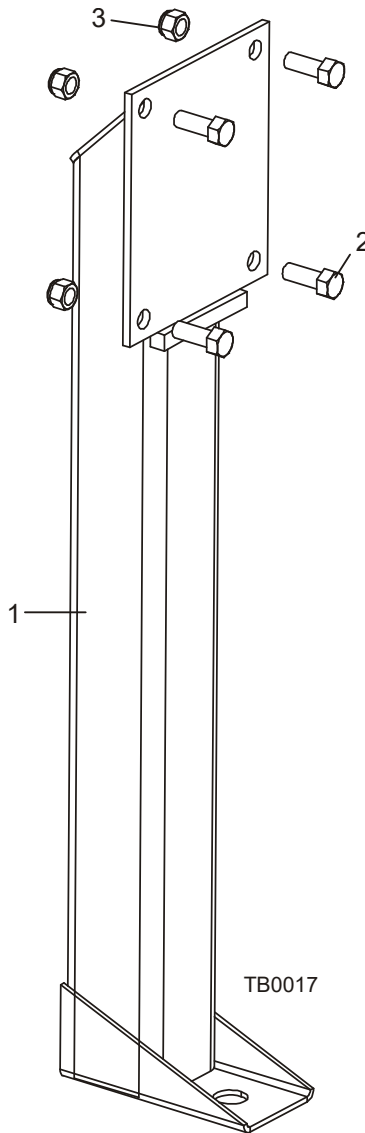
## SECTION 5 OUTFEED TABLE & LEGS

### 5.1 Outfeed Table



REF	PART #	DESCRIPTION	COMMENTS	QTY.
	074901	<b>ASSY, EG200 OUTFEED CONVEYOR</b>		1
<b>1</b>	038074	Conveyor, Outfeed		1
<b>2</b>	038167	Roller, 2 1/2x24 3/4 BF, Galvanized		9
	017710	Cover Kit, 22 3/4" Stainless Rail		1
<b>3</b>	S13012	Cover, 22 3/4" Stainless Steel Rail		1
<b>4</b>	F05006-10	Bolt, 5/16-18 x 2 1/2" Hex Head		2
<b>5</b>	F05010-6	Nut, 5/16-18 Hex Lock		2
<b>6</b>	F05008-74	Bolt, 1/2-13 x 2 1/2" Hex head Grade 5		2
<b>7</b>	F05011-9	Washer, 1/2" Split Lock		2
<b>8</b>	F05011-2	Washer, 1/2" SAE Flat		2
<b>9</b>	038191	Spacer, .55" ID x .84" OD x 1" Long		2
<b>Hardware For Securing Table While Towing Edger</b>				
<b>10</b>	038171	<b>BRACKET, TABLE SHIPPING</b>		2
<b>11</b>	F05010-8	<b>NUT, 1/2-13 HEX NYLON LOCK</b>		4
<b>12</b>	F05008-61	<b>BOLT, 1/2-13 X 3 1/2" HEX HEAD GRADE 5</b>		2
<b>13</b>	F05008-37	<b>BOLT, 1/2-13 X 1 1/4" HEX HEAD GRADE 5</b>		2
<b>14</b>	F05011-2	<b>WASHER, 1/2" SAE FLAT</b>		4
<b>15</b>	F05011-9	<b>WASHER, 1/2" SPLIT LOCK</b>		2
<b>16</b>	F05008-74	<b>BOLT, 1/2-13 X 2 1/2" HEX HEAD GRADE 5</b>		2

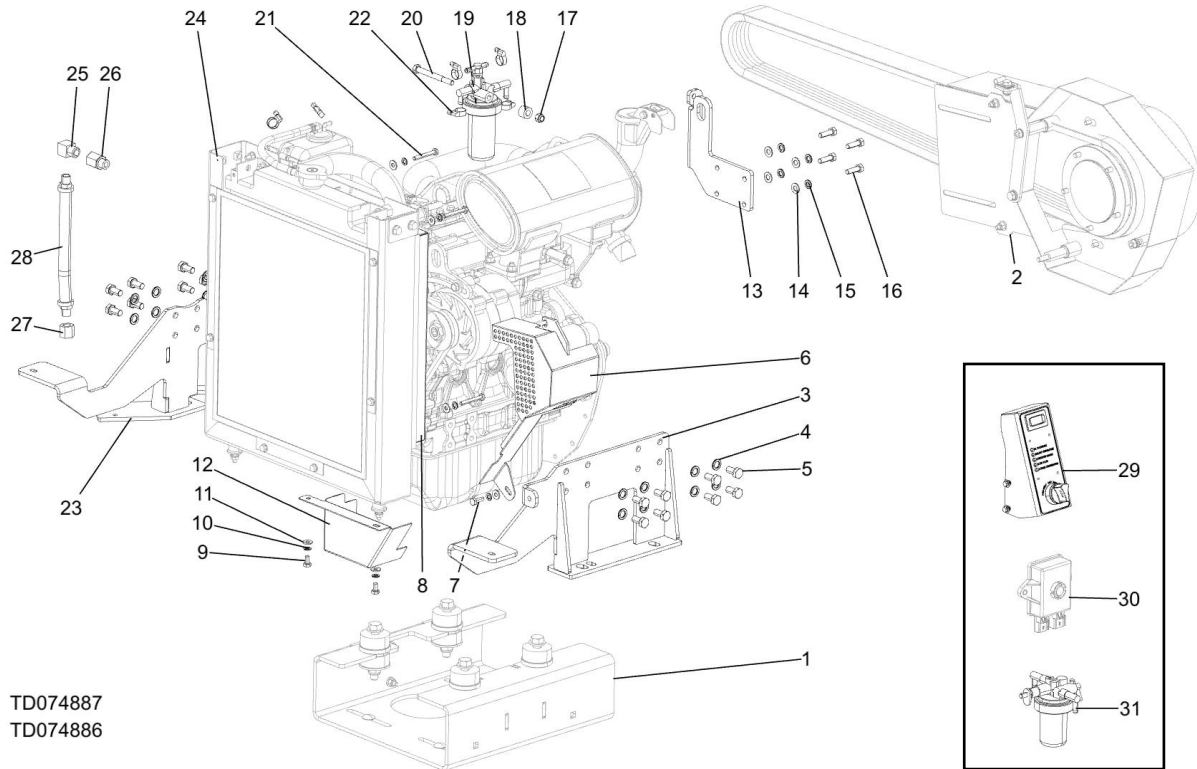
## 5.2 Stationary Legs



REF	PART #	DESCRIPTION	COMMENTS	QTY.
1	W09515	LEG WELDMENT, STATIONARY		4
2	F05007-2	BOLT, 3/8-16 X 1 1/4" HEX HEAD	Replaces 3/8-16 x 1" Hex Head Grade 2 Bolt (F05007-7) to secure outrigger with thicker 1/4" mounting plate provided after 11/99.	16
3	F05010-10	NUT, 3/8-16 HEX NYLON LOCK		16

## SECTION 6 POWER MODULES

### 6.1 Engine (EG200D24)



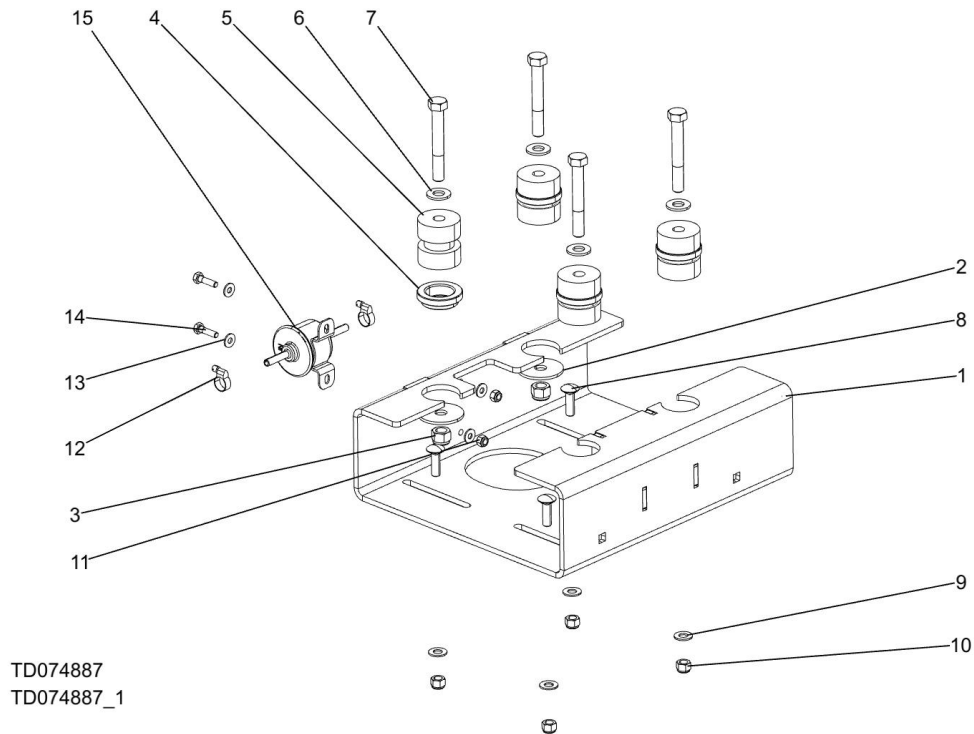
REF	PART #	DESCRIPTION	COMMENTS	QTY.
	CED21	<b>COVER, ENGINE</b>		1
	074887	<b>ENGINE ASSEMBLY, 24HP YANMAR TIER4 EG200 EDGER</b>		1
1		Engine Mount	<a href="#">(See Section 6.2)</a>	1
2		Flywheel Guard	<a href="#">(See Section 6.3)</a>	1
	074886	Engine Assembly, D24 Yanmar Tier4 Final Base		1
	114221	Assy, EG200D24 KPH7 Mod Harness	Not shown	1
3	076645	Weldment, Yanmar Engine Mount Right		1
4	F05011-88	Washer, 10MM Split Lock		15
5	F05004-207	Bolt, M10-1.50x20mm HH FT 8.8		15
6	079314	Weldment, D24 Alternator Guard		1
7	F05005-1	Bolt, 1/4-20x3/4 FT HHC		1
8	079282	Weldment, D24 Radiator Fan Guard		1
9	F05005-15	Bolt, 1/4-20x1/2 HH		2
10	F05011-14	Washer, 1/4 Split Lock		7
11	F05011-11	Washer, 1/4 SAE Flat		7
12	074786	Plate, Yanmar Lower Radiator Guard		1
13	074796	Plate, D24 Lift Bracket/Fuel Filter Mnt		1
14	F05011-17	Washer, 5/16 SAE Flat		4

**6** Replacement Parts  
Engine (EG200D24)

REF	PART #	DESCRIPTION	COMMENTS	QTY.
15	F05011-13	Washer, 5/16 Split Lock		4
16	F05004-40	Bolt, M8x1.25x25 HH FT		4
17	F05010-58	Nut, 5/16-18 Nyl Lock		1
18	S22625	Spacer, 25/64IDx3/4ODx1/2Long		1
19	061295	Filter Assembly, Fuel 119833-55621		1
	061099	Filter, Fuel Yanmar		1
20	F05006-133	Bolt, 5/16-18x3 1/4 HH Gr5		1
21	F05020-28	Bolt, M6-1.0x45 HH Class 8.8		4
22	P649	Hose Clamp, 7/32in-5/8in		6
23	076644	Weldment, Yanmar Engine Mount Left		1
24	074885	Engine, 24HP Yanmar Tier4 Final Diesel		1
	079280	Alternator, 105A 12V Modified w/Harness		1
	044642	Gasket, Yanmar Valve Cover #119515-11310		1
	061196	Seal, Yanmar Front Main #119717-01800		1
	061197	Injector Assembly, Yanmar #119C10-53000		1
	044647	Filter, Yanmar Oil #119305-35151		1
	069372	Filter, Yanmar Air #119655-12560		1
	044648	Switch, Yanmar Oil Pressure #114250-39450		1
	061198	Seal, Yanmar Rear Main #119734-02220		1
	044650	Motor, Yanmar Starter #129129-77010		1
	044651	Thermostat, Yanmar #119717-49800		1
	044652	Gasket, Yanmar Thermostat #129795-49551		1
	061199	Pump Assembly, Yanmar Water #119027-42000		1
	044654	Gasket, Yanmar Water Pump #119515-42020		1
	044655	Sender, Yanmar Water Temp #121250-44901		1
	061211	Solenoid, Fuel Shut Off D24	For engines tiers up to 2, solenoid - 044656 was used. 061211 is for the D24 that uses 074934 KP7 Engine controller.	1
	044657	Diode, Yanmar #119643-66900		1
	044658	Timer, Yanmar #129211-77920		1
	044659	Gasket, Yanmar Exhaust #119515-03200		1
	061200	Fan, Yanmar Radiator #119258-44740		1
	061201	Gasket, Yanmar Head		1
	044663	Plug, Yanmar Oil Drain #105425-01690		1
	044664	Seal, Yanmar Oil Drain #22190-160002		1
	061202	Plug, Yanmar Glow #11717-77801		1

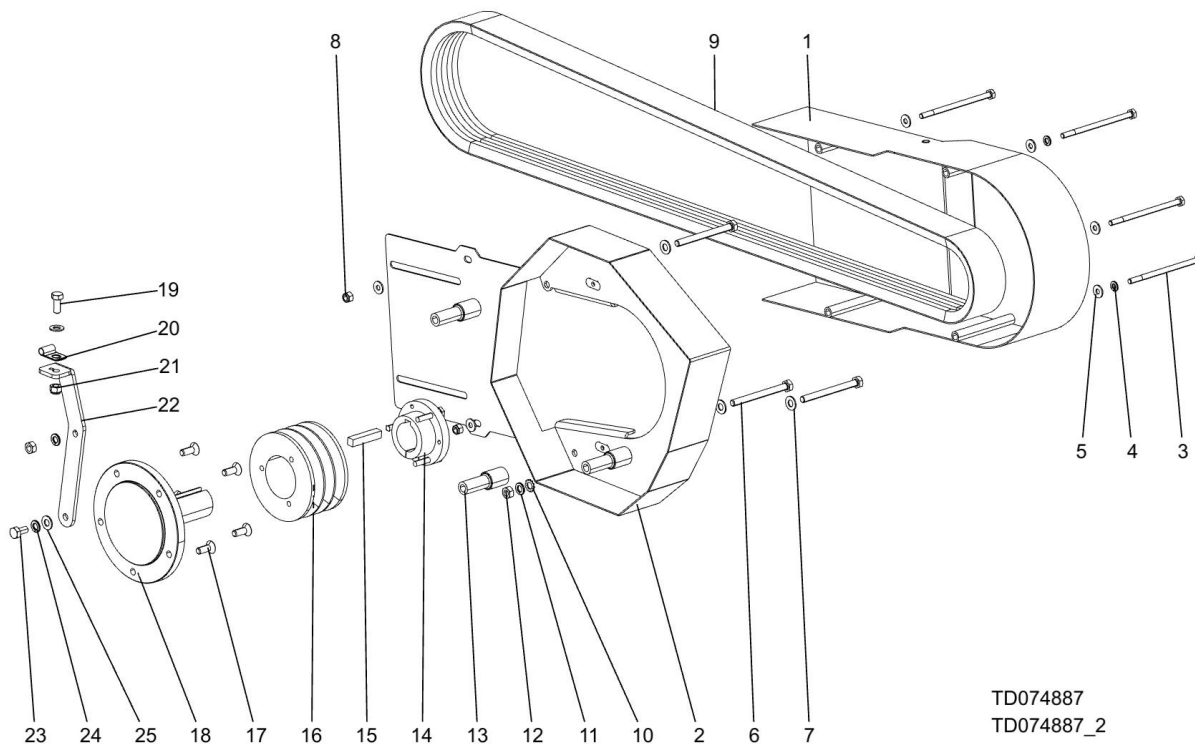
REF	PART #	DESCRIPTION	COMMENTS	QTY.
	044666	Gasket, Yanmar Manifold #119717-13110		1
	061203	Dipstick, Yanmar #119025-34800		1
	061204	Belt, Yanmar Fan #25132-003500		1
	061205	Pipe, Yanmar Fuel Return #119D00-59540		1
	061206	Radiator Kit, Yanmar #119515-44500		1
	061207	Bottle Assembly, Yanmar #121468-44520		1
	061208	Cap, Yanmar Rain #129107-44590		1
	061215	Relay, Pre-Heat Crank Fuel D24 #119650-77911		3
<b>25</b>	046026	Fitting, 3/8NPT Street Elbow 90		1
<b>26</b>	046025	Fitting, M16-3/8 NPT		1
<b>27</b>	P04332	Cap, 3/8 Pipe Galvanize		1
<b>28</b>	P10082	Hose, 3/8NPTx9 5/8 Rubber		1
<b>29</b>	074934	Panel Assembly, KP7 Key Switch/Control		1
<b>30</b>	074900	Assembly, Pressure Sensor/Driver Solenoid		1
<b>31</b>	061296	Screen, Water Seperator		1

## 6.2 Engine Mount (EG200D24)



REF	PART #	DESCRIPTION	COMMENTS	QTY.
1	076743	Mount Weldment, D24 Yanmar Engine		1
2	018751	Washer, Motor Mount		4
3	F05010-8	Nut, 1/2-13 Nyl Hex Lock		4
4	040320	Washer, Isolator Flanged		4
5	018734	Bushing, Rubber Mount		4
6	F05011-2	Washer, 1/2 SAE Flat		4
7	F05008-61	Bolt, 1/2-13x3 1/2 Hex Head GR5 Zinc		4
8	F05007-127	Bolt, 3/8-16x1 1/4 Carriage Gr5		4
9	F05011-3	Washer, 3/8 Flat SAE		4
10	F05010-10	Nut, 3/8-16 Hex Nyl Lock		4
11	F05010-69	Nut, 1/4-20 Nylock		2
12	P649	Hose Clamp, 7/32in-5/8in		2
13	F05011-11	Washer, 1/4 SAE Flat		4
14	F05005-101	Bolt, 1/4-20 X 1 Hex Head Gr5		2
15	061074	Pump, Yanmar Fuel Feed		1

### 6.3 Flywheel Assembly (EG200D24)



TD074887  
TD074887\_2

REF	PART #	DESCRIPTION	COMMENTS	QTY.
	074893	Cover Assembly, EG200D24 Flywheel/Belt		1
1	065822	Weldment, EG200 Yanmar Belt Cover		1
2	076736	Weldment, D24 Yanmar Flywheel Guard		1
3	F05005-76	Bolt, 1/4-20x4 1/2 HH Gr5		4
4	F05011-14	Washer, 1/4 Split Lock		9
5	F05011-11	Washer, 1/4 SAE Flat		13
6	F05004-247	Bolt, M8x1.25x90mm HH FT CL8.8 Zinc		3
7	F05011-17	Washer, 5/16 SAE Flat		3
8	F05010-69	Nut, 1/4-20 Nylock		2
9	006645	Belt, 3/5VX850		1
10	F05011-33	Washer, 5/16 Star ET		1
11	F05011-13	Washer, 5/16 Split Lock		1
12	F05010-162	Nut, M8-1.25 Free Zinc		2
13	076744	Spacer, 3/8x1x2.63		3
14	038174	Bushing, 1 7/16 x SDS		1
15	014693	Key, 3/8x3/8x1 7/8		1
16	006656	Sheave, 3/5V44 Drive		1
17	F05021-59	Screw, M8-1.25x22mm FS C/S BO CL12.9	Torque: 28Nm / 21ft/lbs	5
18	076745	Shaft, 1-7/16 Yanmar D24 Stub		1
19	F05006-5	Bolt, 5/16-18x3/4 HH Gr2		1
20	024155	Clamp, 1/4 In Wire 13/32 Mtg Hole		1
21	F05010-58	Nut, 5/16-18 Nyl Lock		2

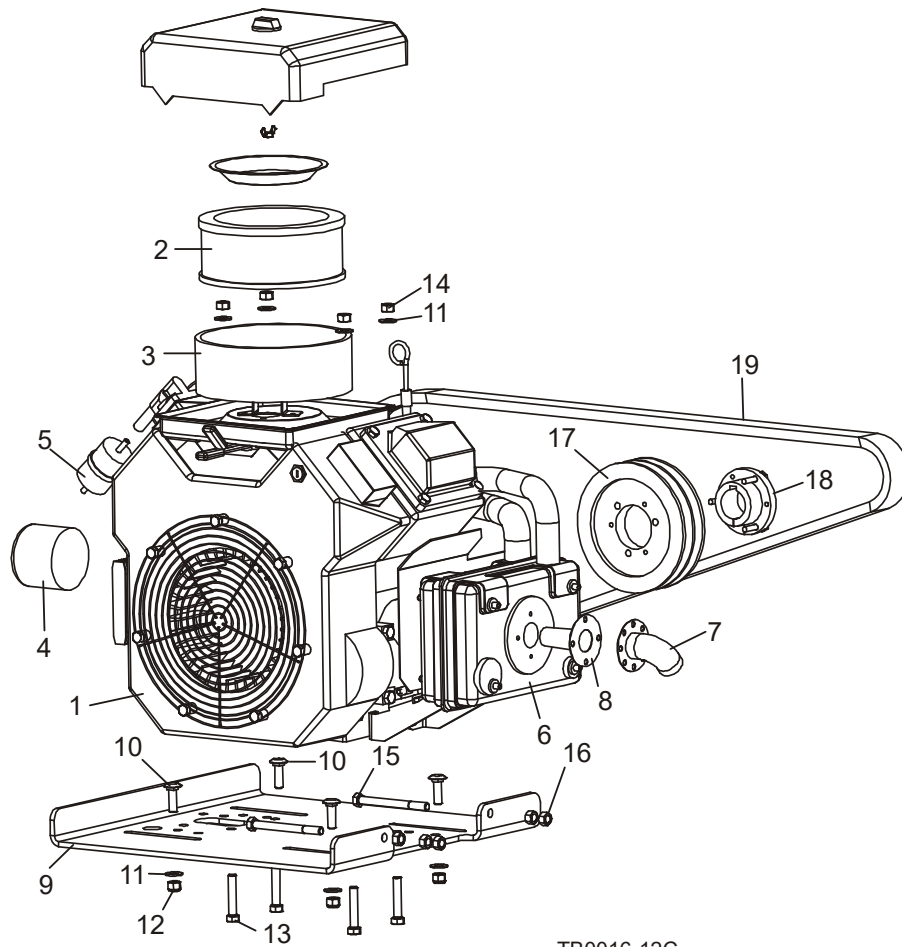
**6** **Replacement Parts**  
*Flywheel Assembly (EG200D24)*

---

REF	PART #	DESCRIPTION	COMMENTS	QTY.
22	074795	Plate, D24 Throttle Cable Mount		1
23	F05004-47	Bolt, M8-1.25x16 HH Zinc		1
24	F05011-13	Washer, 5/16 Split Lock		2
25	F05011-17	Washer, 5/16 SAE Flat		2



### 6.4 Engine (EG25 Only)



TB0016-12C

REF	PART #	DESCRIPTION	COMMENTS	QTY.
	015993	MANUAL, KOHLER CH25 OWNER'S		1
	015994	MANUAL, KOHLER CH25 SERVICE		1
1	012832	ENGINE, 25HP KOHLER CH25 SPEC PA-CH730-10	Muffler removed from purchased engine assembly 1/07.	1
	016290	Gasket Kit, Kohler CH25 Head #24-757-31		1
	P12734	Filter Kit, Kohler Air/Pre #24-883-03-S1		1
2	P12736	Filter, Kohler Air #24-083-03	Available in assemblies only.	1
3	P12737	Pre Cleaner, Kohler #24-083-05	Available in assemblies only.	1
	P12757	Plug, RC12YC Kohler Spark #12-132-02		2
	016079	Module Kit, Kohler Ignition #25-584-14-S		2
4	014717	Filter, Kohler Oil #52-050-02		1
5	P12758	Filter, Kohler Fuel #24-050-13	Kohler #24-050-13 9-12 micron filter replaces #240-050-10 8-10 micron filter originally supplied.	1

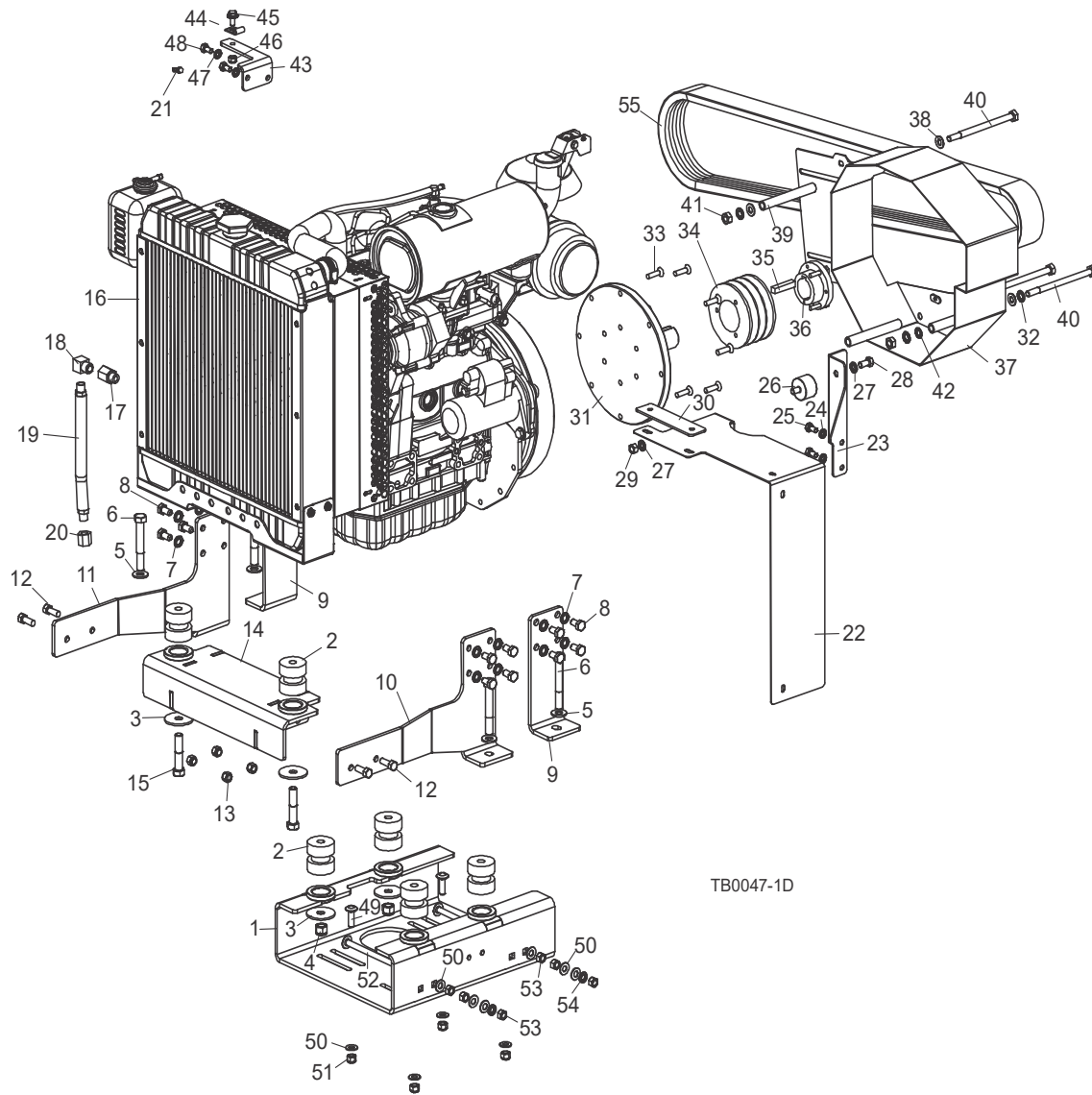
# 6 Replacement Parts

Engine (EG25 Only)

REF	PART #	DESCRIPTION	COMMENTS	QTY.
	016137	<b>CARBURETOR KIT, KOHLER HIGH-ALTITUDE COMPENSATION #24-755-01</b>	Available in assemblies only. Kit obsolete 9/01 due to EPA requirements (entire carburetor should be replaced). For operation up to 5,000 ft. elevation. Eliminates rough running caused by lean fuel mixture at high altitude. A loss of power will result and the carburetor jets must be replaced with the standard jets to operate at normal elevations.	1
	061303	<b>SOLENOID, FUEL SHUT OFF 24-757-01-S</b>		1
<b>6</b>	051569	<b>MUFFLER ASSEMBLY, KOHLER #24-786-19</b>	Muffler removed from purchased engine assembly 1/07.	1
<b>7</b>	016495	<b>DEFLECTOR, KOHLER MUFFLER #12-755-28</b>		1
<b>8</b>	016496	<b>ARRESTOR, KOHLER SPARK #12-189-02</b>		1
<b>9</b>	038068	<b>PLATE, MOTOR MOUNT</b>		1
<b>10</b>	F05007-11	<b>BOLT, 3/8-16 X 1 1/4" CARRIAGE HEAD</b>		4
<b>11</b>	F05011-3	<b>WASHER, 3/8" SAE FLAT</b>		4
<b>12</b>	F05010-10	<b>NUT, 3/8-16 HEX NYLON LOCK</b>		4
<b>13</b>	F05007-16	<b>BOLT, 3/8-16 X 2" HEX HEAD FULL THREAD</b>		4
<b>14</b>	F05010-25	<b>NUT, 3/8-16 HEX LOCK</b>		4
<b>15</b>	F05007-92	<b>BOLT, 3/8-16 X 4" HEX HEAD FULL THREAD GRADE 5</b>		2
<b>16</b>	F05010-1	<b>NUT, 3/8-16 HEX</b>		5
<b>17</b>	038218	<b>SHEAVE, 3V4.75 X 3 SDS</b>	Use 3V4.75 Sheave 038218 for Rev. A3.00. Use 2B60 Sheave 038060 for all previous revisions.	1
	038060	<b>SHEAVE, 2B60 SDS</b>		1
<b>18</b>	038174	<b>BUSHING, 1 7/16" SDS</b>		1
<b>19</b>	038220	<b>BELT, 3/3VX900</b>	Use 3/3VX900 Belt 038220 for Rev. A3.00. Use 2BX90 Belt 012974 for all previous revisions.	1
	012974	<b>BELT, 2BX90 'V'</b>		1

## 6.5 Engine (EG200D21/ED21 Only)

EG200D21/ED21Rev. A1.00 - B2.01



REF	PART #	DESCRIPTION	COMMENTS	QTY.
	CED21	<b>COVER, ENGINE</b>		1
	006659	<b>ENGINE ASSEMBLY, ED21 EDGER</b>		1
<b>1</b>	006662	Mount Weldment, ED21 Engine		1
<b>2</b>	018734	Bushing, Rubber Motor Mount		6
<b>3</b>	018751	Washer, Motor Mount		6
<b>4</b>	F05010-8	Nut, 1/2-13 Hex Nylon Lock		4
<b>5</b>	F05011-2	Washer, 1/2" SAE Flat		4
<b>6</b>	F05008-23	Bolt, 1/2-13 x 3" Hex Head Grade 5		4
<b>7</b>	F05011-88	Washer, 10mm Split Lock		16
<b>8</b>	F05004-207	Bolt, M10-1.5 x 20mm Full Thread Hex Head Grade 8.8		16
<b>9</b>	006660	Bracket, ED21 Motor Mount		2
<b>10</b>	006674	Plate, ED21 Left Front Mount		1

**6 Replacement Parts**  
 Engine (EG200D21/ED21 Only)

REF	PART #	DESCRIPTION	COMMENTS	QTY.
11	006673	Plate, ED21 Right Front Mount		1
12	F05007-7	Bolt, 3/8-16 x 1" Hex Head		4
13	F05010-10	Nut, 3/8-16 Hex Nylon Lock		4
14	006530	Mount Weldment, ED21 Radiator		1
15	F05008-74	Bolt, 1/2-13 x 2 1/2" Hex Head Grade 5		2
	053221	Wire Assembly, ED21 Starter To Alternator		1
16	006554	Engine, 21.5HP Yanmar Diesel	3TNV70-ASA3 engine replaced 3TNV70-AMP engine (Rev. A8.01). Also, 006498 Large Stub Shaft replaced 040373 Stub Shaft, (8) F05004-245 M8-1.25 x 30mm Flat Socket Screws replaced (6) F81003-11 M10-1.5 x 25mm Hex Head Bolt, 038174 1 7/16" SDS Bushing replaced 038258 1 1/8" SDS Bushing, 065809 21.5HP Yanmar Flywheel Cover Weldment replaced 006650 Yanmar Bell Housing, 014693 3/8" x 3/8" x 1 7/8" Key replaced 028080 1/4" Square x 1 1/2" Long Key, and (3) F05022-8 M10-1.5 x 150mm Hex Head Bolt replaced (2) F05006-3 5/16-18 x 3 1/2" Hex Head Full Thread Bolt and (1) F05006-109 5/16-18 x 4" Hex Head Bolt.	1
	044641	Alternator, Yanmar #129423-77200		1
	044642	Gasket, Yanmar Valve Cover #119515-11310		1
	044644	Seal, Yanmar Front Main		1
	044646	Injector Assembly, Yanmar		1
	044647	Filter, Yanmar Oil #119305-35151		1
	069372	Filter, Yanmar Air #119655-12560		1
	044648	Switch, Yanmar Oil Pressure #114250-39450		1
	044649	Seal, Yanmar Rear Main		1
	044650	Motor, Yanmar Starter #129129-77010		1
	044651	Thermostat, Yanmar #119717-49800		1
	044652	Gasket, Yanmar Thermostat #129795-49551		1
	044653	Pump Assembly, Yanmar Water		1
	044654	Gasket, Yanmar Water Pump #119515-42020		1
	044655	Sender, Yanmar Water Temp #121250-44901		1
	044656	Solenoid, Yanmar Fuel #119653-77950		1
	044657	Diode, Yanmar #119643-66900		1
	044658	Timer, Yanmar #129211-77920		1
	044659	Gasket, Yanmar Exhaust #119515-03200		1
	044661	Fan, Yanmar Radiator		1
	044662	Gasket, Yanmar Head		1
	044663	Plug, Yanmar Oil Drain #105425-01690		1
	044664	Seal, Yanmar Oil Drain #22190-160002		1
	044665	Plug, Yanmar Glow		1

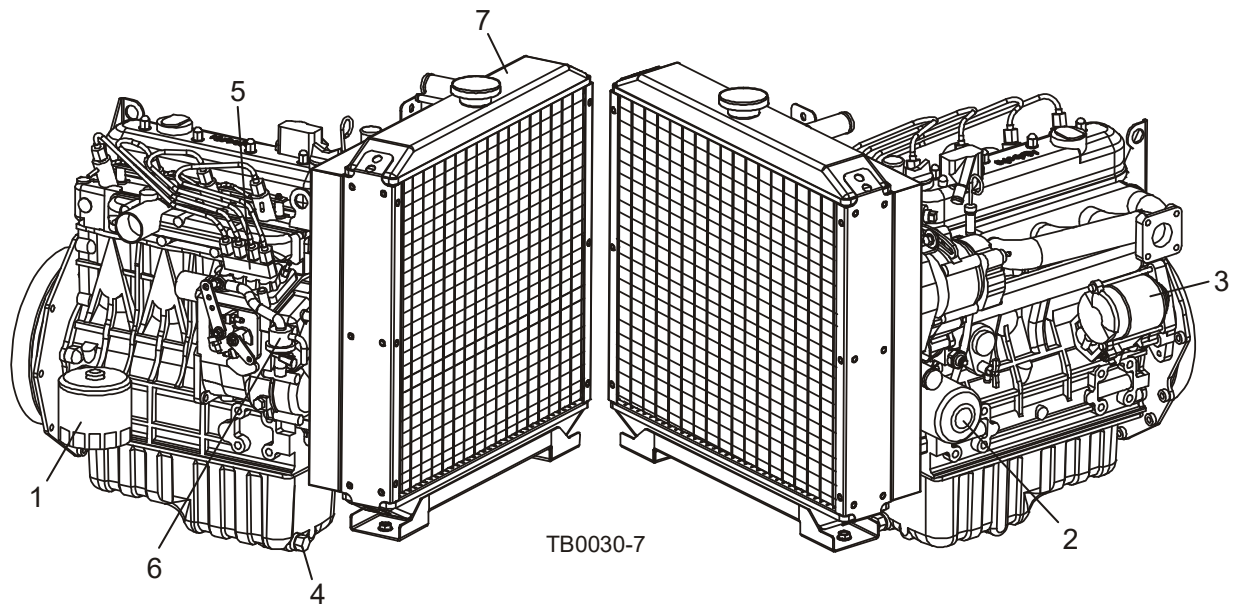
REF	PART #	DESCRIPTION	COMMENTS	QTY.
	044666	Gasket, Yanmar Manifold #119717-13110		1
	044667	Dipstick, Yanmar		1
	044668	Belt, Yanmar Fan		1
	044669	Pipe, Yanmar Fuel Return		1
	044671	Radiator Kit, Yanmar		1
	040387	Bottle Assembly, Yanmar #123987-43600		1
	061073	Cap, Yanmar Rain #129087-13530		1
	061296	Screen, Water Seperator #171081-55910		1
	061099	Filter, Fuel Yanmar #119810-55650		1
17	046025	Fitting, M16 x 3/8" NPT		1
18	046026	Fitting, 3/8" NPT Street Elbow		1
19	P10082	Hose, 3/8" NPT x 9 5/8" Rubber		1
20	P04332	Cap, 3/8" Galvanized Pipe		1
21	048904	Fitting, Throttle Swivel		1
22	006664	Guard, ED21 Top Radiator		1
23	006675	Bracket, ED21 Upper Radiator Mount		1
24	F05011-45	Washer, 8mm Split Lock		2
25	F05004-47	Bolt, M8-1.25 x 16mm Hex Head		2
26	028217	Bushing, Rubber Radiator Mount		1
27	F05011-4	Washer, 3/8" Split Lock		2
28	F05007-27	Bolt, 3/8-16 x 3/4" Hex Head		1
29	F05010-1	Nut, 3/8-16 Hex		1
30	006557	Plate, Top Radiator Mount Spacer		1
31	006498 <sup>1</sup>	Shaft, Diesel Stub		1
32	F05011-88	Washer, 10mm Split Lock		3
33	F05004-245 <sup>1</sup>	Screw, M8-1.25 x 30mm Flat Socket		8
34	006656	Sheave, 3/5V44		1
35	014693 <sup>1</sup>	Key, 3/8" x 3/8" x 1 7/8"		1
36	038174 <sup>1</sup>	Bushing, 1 7/16" SDS		1
37	065809 <sup>1</sup>	Cover Weldment, 21.5HP Yanmar Flywheel		1
38	F05011-3	Washer, 3/8" Flat SAE		4
39	065825	Spacer, 7/16" x 5/8" x 4 3/4"		3
40	F05022-8 <sup>1</sup>	Bolt, M10-1.5 x 150mm Hex Head 8.8		3
41	F05010-6	Nut, 5/16-18 Hex Lock		2
42	F05011-36	Washer, 3/8" Star External		1
43	006702	Bracket, ED21 Throttle		1
44	024155	Clamp, 1/4" Wire 13/32" Mounting Hole		1
45	F05006-101	Bolt, 5/16-18 x 3/4" Hex Head w/Flat & Lock Washers		1
46	F05010-58	Nut, 5/16-18 Hex Nylon Lock		1
47	F05011-13	Washer, 5/16" Split Lock		2
48	F05004-47	Bolt, M8-125 x 16mm Hex Head		2
49	F05007-11	<b>BOLT, 3/8-16 X 1 1/4" CARRIAGE HEAD</b>		4
50	F05011-3	<b>WASHER, 3/8" SAE FLAT</b>		10
51	F05010-10	<b>NUT, 3/8-16 HEX NYLON LOCK</b>		4
52	F05007-31	<b>BOLT, 3/8-16 X 5 1/2" CARRIAGE HEAD</b>		2
53	F05010-1	<b>NUT, 3/8-16 HEX</b>		6
54	F05011-4	<b>WASHER, 3/8" SPLIT LOCK</b>		2

**6** **Replacement Parts**  
*Engine (EG200D21/ED21 Only)*

---

REF	PART #	DESCRIPTION	COMMENTS	QTY.
55	006645	BELT, 3/5VX850		1

## 6.6 Engine (ED22 Only)



REF	PART #	DESCRIPTION	COMMENTS	QTY.
	038216	<b>ENGINE, KUBOTA</b>		
	028514	Belt, Kubota Fan #16282-97010		1
	028567	Filter, Kubota Air #15741-11080		1
<b>1</b>	028560	Filter, Kubota Fuel #70000-43081		1
<b>2</b>	018050	Filter, Kubota Oil #16271-32090		1
	028519	Gasket Kit, Kubota Lower #07916-29265		1
	028520	Gasket Kit, Kubota Upper #16286-99352		1
	028513	Gasket, Kubota Exhaust #15263-12370		1
	028516	Gasket, Kubota Fuel Injector #15841-53622		1
	028518	Gasket, Kubota Fuel Transfer Pump #16264-52140		1
	N/A	Gasket, Kubota Head		1
	028549	Gasket, Kubota Muffler #15263-12371		1
	028543	Gasket, Kubota Oil Drain Plug #15451-96670		1
	028544	Gasket, Kubota Stop Solenoid #16299-60150		1
	028545	Gasket, Kubota Thermostat #15313-7320		1
	028524	Gasket, Kubota Valve Cover #16241-14520		1
	028526	Gasket, Kubota Water Pump #16259-73430		1
	028521	Glow Plug, Kubota #16851-65512		1
	028515	Injector, Kubota Fuel #16032-53000		1
<b>3</b>	028522	Motor, Kubota Starter #37560-63010		1
<b>4</b>	028542	Plug, Kubota Oil Drain #16541-33750		1
<b>5</b>	028540	Pump, Kubota Fuel Injector #16060-51010		1
<b>6</b>	028517	Pump, Kubota Fuel Transfer #16285-52032		1
	028525	Pump, Kubota Water #16241-73032		1
<b>7</b>	038225	Radiator, D905		1
	038228	Cap, Radiator D905		1
	038226	Hose, Upper Radiator D905		1
	038227	Hose, Lower Radiator D905		1

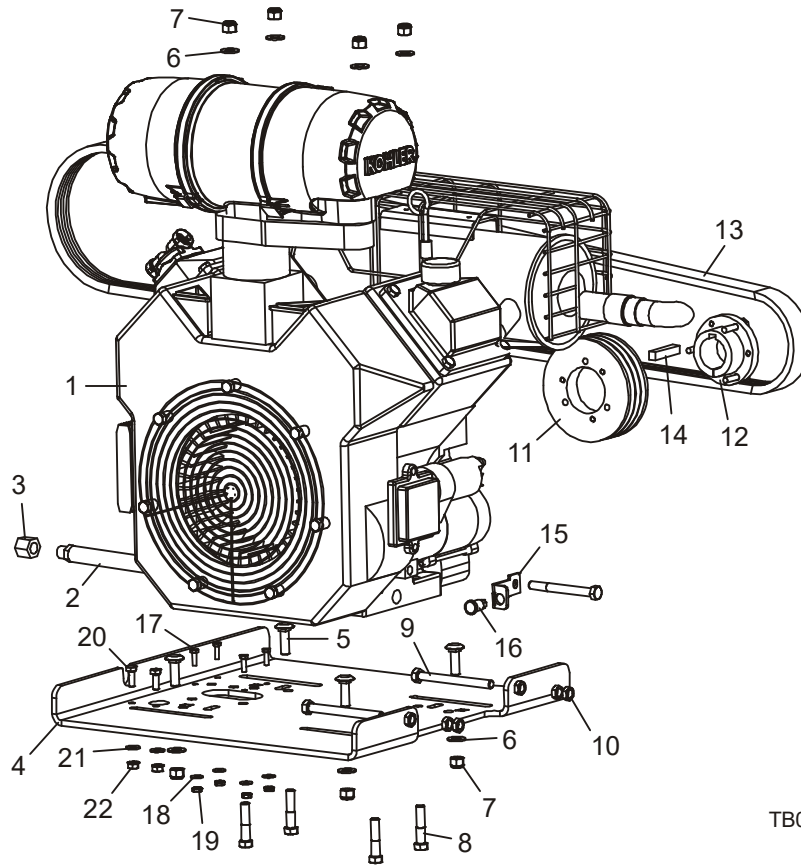
**6** Replacement Parts  
 Engine (ED22 Only)

REF	PART #	DESCRIPTION	COMMENTS	QTY.
	028510	Sending Unit, Kubota Heat Sensor #TM9A230RQCG		1
	046951	Solenoid Kit, Kubota Fuel Stop #17208-60012	Fuel Stop Solenoid Kit 046951 replaces 028523 supplied before 7/04. Three-wire Solenoid #17454-60010 no longer available. Kit includes Solenoid #17208-60012 and two-wire adaptor plug.	1
	028547	Switch, Kubota Oil Pressure #15841-39010		1
	028546	Thermostat, Kubota #19434-73010		1



## 6.7 Engine (EG200G26 Only)

EG200G26Rev. A8.00+



TB0051-1

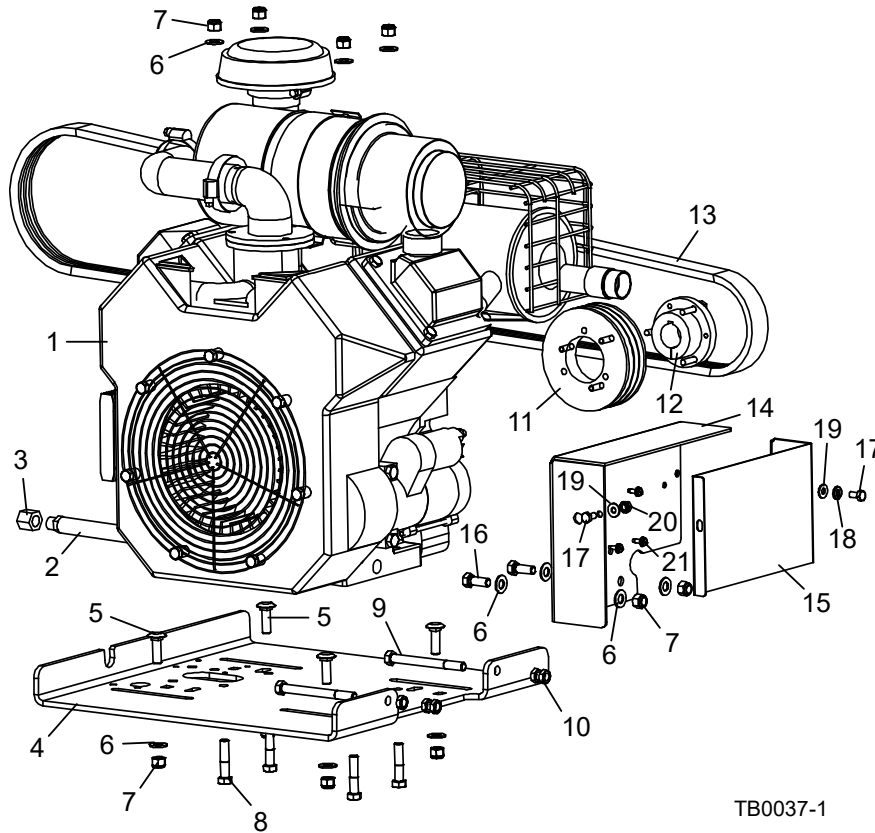
REF	PART #	DESCRIPTION	COMMENTS	QTY.
	CEG28	<b>COVER, ENGINE</b>		1
<b>1</b>	065236	<b>ENGINE, GAS 26 HP KOHLER</b>		1
	016290	Gasket Kit, Kohler CH25 Head #24-841-03S		1
	065263	Sensor, Kohler Oxygen #25-418-05S		1
	061231	Pump Electric, Fuel G26 25-755-73S		1
	061157	Kit, Valve Cover w/ Lift Pump 24 559 10S		1
	065265	Filter, Kohler Fuel Micron #25-050-42S		1
		Air Cleaner, Kohler 26HP		1
	065260	Cap, Kohler Air Cleaner Rain #62-096-25S		1
	046553	Filter, Kohler Primary Air #25-083-01-S		1
	046554	Filter, Kohler Secondary Air #25-083-04-S		1
	065266	Muffler, Kohler #24-068-42S		1
	P12757	Plug, Kohler RC12YC Spark #12-132-02		1
	016142	Arrestor, Kohler Spark #25-189-01		1
	036684	Spark Arrestor, Kohler 90 Deg #24-189-01-S		1
	065264	Filter, Kohler Oil #12-050-01S		1
	P07557	Dipstick, Kohler #24-038-10-S		1
<b>2</b>	P10082	<b>HOSE, 3/8 NPT X 9 5/8 RUBBER</b>		1
<b>3</b>	P04332	<b>CAP, 3/8 PIPE GALVANIZE</b>		1

**6** Replacement Parts  
 Engine (EG200G26 Only)

REF	PART #	DESCRIPTION	COMMENTS	QTY.
4	038068	PLATE, MOTOR MOUNT		1
5	F05007-11	BOLT, 3/8-16 X 1 1/4" CARRIAGE HEAD		4
6	F05011-3	WASHER, 3/8" SAE FLAT		4
7	F05010-10	NUT, 3/8-16 HEX NYLON LOCK		10
8	F05007-119	BOLT, 3/8-16 X 1 3/4" HEX HEAD GRADE 5		4
9	F05007-92	BOLT, 3/8-16 X 4" HEX HEAD FULL THREAD GRADE 5		2
10	F05010-29	NUT, 3/8-16 JAM		5
11	038218	SHEAVE, 3V4.75 X 3 SDS		1
12	038174	BUSHING, 1 7/16 SDS		1
13	038220	BELT, 3/3VX900		1
14	014693	KEY, 3/8" X 3/8" X 1 7/8"		1
15	065252	BRACKET, KOHLER MIL		1
16	E20482	LIGHT, RED 12VOLT .187 TABS		1
17	F05004-18	SCREW, 10-24 X 5/8" UNSL INDENT HH MACHINE		4
18	F05011-18	WASHER, #10 SAE FLAT		4
19	F05010-14	NUT, #10-24 KEPS		4
20	F05005-1	BOLT, 1/4-20 X 3/4" FULL THREAD HEX HEAD		2
21	F05011-11	WASHER, 1/4 SAE FLAT		2
22	F05010-9	NUT, 1/4-20 KEPS		2
	P12758	FILTER, KOHLER FUEL #24-050-13		1

## 6.8 Engine (EG200G28/EG28 Only)

EG200G28Rev. A3.00 - A7.01

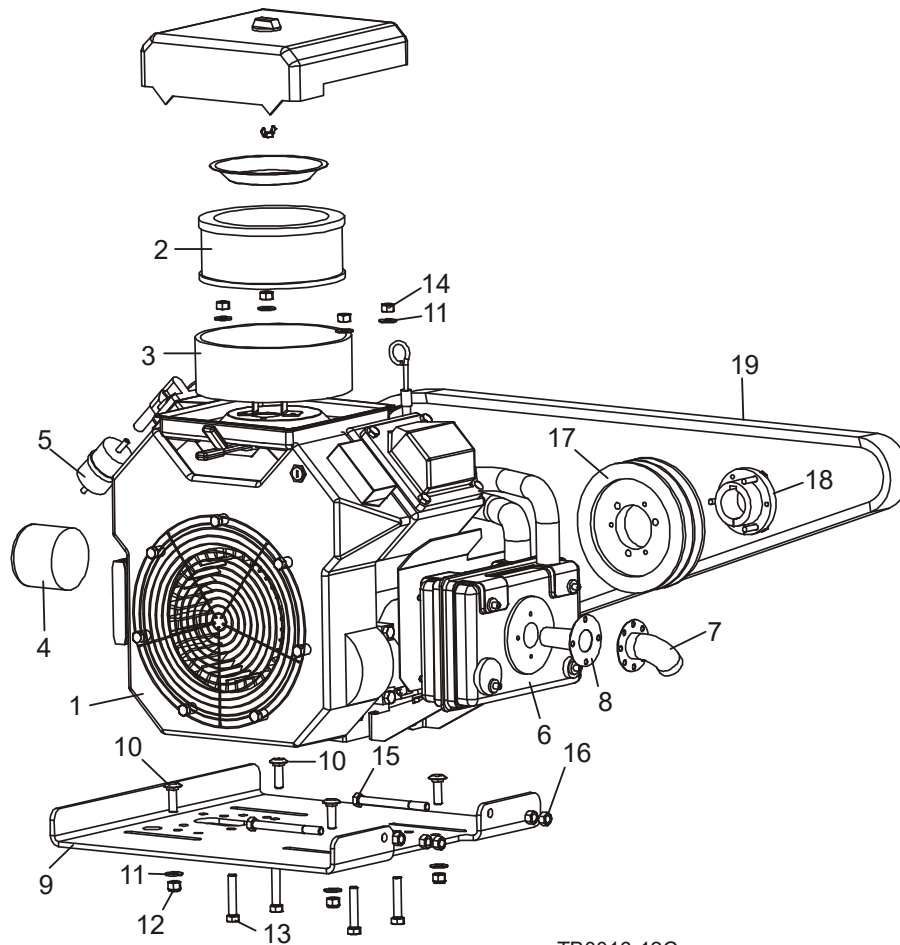


TB0037-1

REF	PART #	DESCRIPTION	COMMENTS	QTY.
1	036351	<b>ENGINE, GAS 28 HP KOHLER</b>		1
	016290	Gasket Kit, Kohler CH25 Head #24-757-31		1
	046556	Cap, Kohler Air Cleaner Rain #25-324-02-S		1
	046550	Bracket, Kohler Air Cleaner Mount #25-126-02-S		1
	046554	Filter, Kohler Air Cleaner #25-083-04-S		1
	046553	Filter, Kohler Pre-Air Cleaner #25-083-01-S		1
	046552	Cap, Kohler Air Cleaner Housing #25-096-06-S		1
	036507	Sensor, Kohler Oxygen #24-418-05S		1
	036508	Pump, Kohler Fuel #24-393-52S	Was Kohler #24-393-20S (discontinued by manufacturer). New pump requires modification or replacement of motor mount plate 038068.	1
	052790	Relay, Kohler Fuel Pump #24-404-01		1
	036509	Filter, Kohler Fuel Micron #24-050-03S		1
	052830	Muffler, Kohler #28-786-03		1
	016142	Arrestor, Kohler Spark #25-189-01		1
	014717	Filter, Kohler Oil #52-050-02		1
	045982	<b>PLATE, KOHLER INTAKE MANIFOLD</b>		1
	P09895	<b>CLAMP, 2 1/2" HOSE</b>		1

REF	PART #	DESCRIPTION	COMMENTS	QTY.
2	P10082	HOSE, 3/8 NPT X 9 5/8 RUBBER		1
3	P04332	CAP, 3/8 PIPE GALVANIZE		1
4	038068	PLATE, MOTOR MOUNT		1
5	F05007-11	BOLT, 3/8-16 X 1 1/4" CARRIAGE HEAD		4
6	F05011-3	WASHER, 3/8" SAE FLAT		4
7	F05010-10	NUT, 3/8-16 HEX NYLON LOCK		10
8	F05007-119	BOLT, 3/8-16 X 1 3/4" HEX HEAD GRADE 5		4
9	F05007-92	BOLT, 3/8-16 X 4" HEX HEAD FULL THREAD GRADE 5		2
10	F05010-29	NUT, 3/8-16 JAM		5
11	038218	SHEAVE, 3V4.75 X 3 SDS		1
12	038258	BUSHING, 1 1/8" SDS		1
13	038220	BELT, 3/3VX900		1
14	047712	BRACKET, KOHLER ECU/RELAY		1
15	047709	PLATE, COVER EG28 ECU		1
16	F05007-87	BOLT, 3/8-16 X 1" HEX HEAD GRADE 5		2
17	F05005-15	BOLT, 1/4-20 X 1/2" HEX HEAD		2
18	F05011-14	WASHER, 1/4 SPLIT LOCK		1
19	F05011-11	WASHER, 1/4 SAE FLAT		2
20	F05010-9	NUT, 1/4-20 KEPS		1
21	F05015-7	BOLT, #10-24 X 1/2" SELF TAP		3
	P12758	FILTER, KOHLER FUEL #24-050-13	Kohler #24-050-13 9-12 micron filter replaces #240-050-10 8-10 micron filter originally supplied. Primary Fuel Filter P12758 changed to Kohler #24-050-10 8-10 micron filter (4/05). Kohler #25-050-003 51 micron filter previously used restricts fuel flow and is not recommended for use with the Kohler EFI system.	1

## 6.9 Engine (EG25 Only)



TB0016-12C

REF	PART #	DESCRIPTION	COMMENTS	QTY.
	015993	MANUAL, KOHLER CH25 OWNER'S		1
	015994	MANUAL, KOHLER CH25 SERVICE		1
1	012832	ENGINE, 25HP KOHLER CH25 SPEC PA-CH730-10	Muffler removed from purchased engine assembly 1/07.	1
	016290	Gasket Kit, Kohler CH25 Head #24-757-31		1
	P12734	Filter Kit, Kohler Air/Pre #24-883-03-S1		1
2	P12736	Filter, Kohler Air #24-083-03	Available in assemblies only.	1
3	P12737	Pre Cleaner, Kohler #24-083-05	Available in assemblies only.	1
	P12757	Plug, RC12YC Kohler Spark #12-132-02		2
	016079	Module Kit, Kohler Ignition #25-584-14-S		2
4	014717	Filter, Kohler Oil #52-050-02		1
5	P12758	Filter, Kohler Fuel #24-050-13	Kohler #24-050-13 9-12 micron filter replaces #240-050-10 8-10 micron filter originally supplied.	1

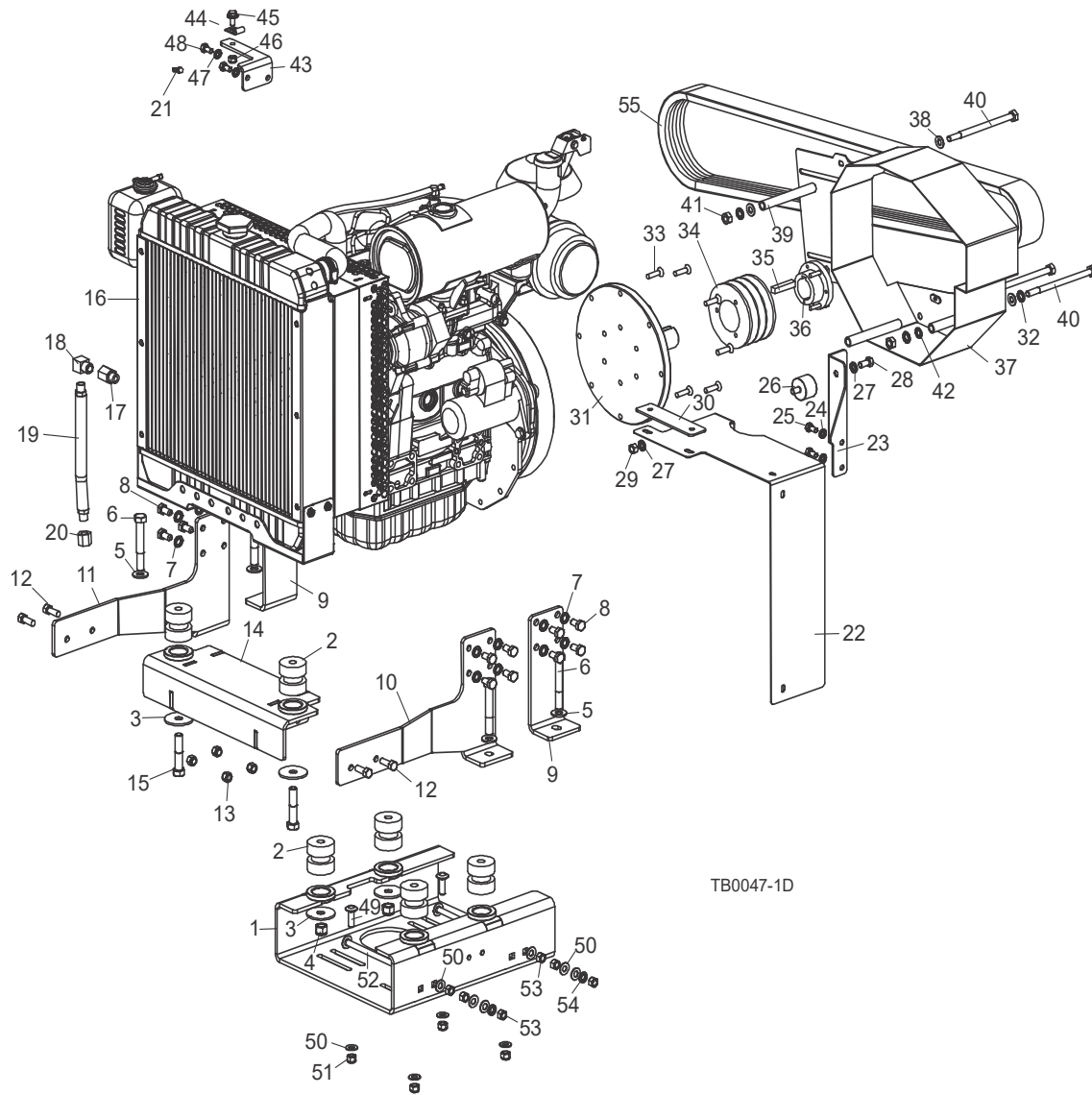
## 6 Replacement Parts

Engine (EG25 Only)

REF	PART #	DESCRIPTION	COMMENTS	QTY.
	016137	<b>CARBURETOR KIT, KOHLER HIGH-ALTITUDE COMPENSATION #24-755-01</b>	Available in assemblies only. Kit obsolete 9/01 due to EPA requirements (entire carburetor should be replaced). For operation up to 5,000 ft. elevation. Eliminates rough running caused by lean fuel mixture at high altitude. A loss of power will result and the carburetor jets must be replaced with the standard jets to operate at normal elevations.	1
	061303	<b>SOLENOID, FUEL SHUT OFF 24-757-01-S</b>		1
<b>6</b>	051569	<b>MUFFLER ASSEMBLY, KOHLER #24-786-19</b>	Muffler removed from purchased engine assembly 1/07.	1
<b>7</b>	016495	<b>DEFLECTOR, KOHLER MUFFLER #12-755-28</b>		1
<b>8</b>	016496	<b>ARRESTOR, KOHLER SPARK #12-189-02</b>		1
<b>9</b>	038068	<b>PLATE, MOTOR MOUNT</b>		1
<b>10</b>	F05007-11	<b>BOLT, 3/8-16 X 1 1/4" CARRIAGE HEAD</b>		4
<b>11</b>	F05011-3	<b>WASHER, 3/8" SAE FLAT</b>		4
<b>12</b>	F05010-10	<b>NUT, 3/8-16 HEX NYLON LOCK</b>		4
<b>13</b>	F05007-16	<b>BOLT, 3/8-16 X 2" HEX HEAD FULL THREAD</b>		4
<b>14</b>	F05010-25	<b>NUT, 3/8-16 HEX LOCK</b>		4
<b>15</b>	F05007-92	<b>BOLT, 3/8-16 X 4" HEX HEAD FULL THREAD GRADE 5</b>		2
<b>16</b>	F05010-1	<b>NUT, 3/8-16 HEX</b>		5
<b>17</b>	038218	<b>SHEAVE, 3V4.75 X 3 SDS</b>	Use 3V4.75 Sheave 038218 for Rev. A3.00. Use 2B60 Sheave 038060 for all previous revisions.	1
	038060	<b>SHEAVE, 2B60 SDS</b>		1
<b>18</b>	038174	<b>BUSHING, 1 7/16" SDS</b>		1
<b>19</b>	038220	<b>BELT, 3/3VX900</b>	Use 3/3VX900 Belt 038220 for Rev. A3.00. Use 2BX90 Belt 012974 for all previous revisions.	1
	012974	<b>BELT, 2BX90 'V'</b>		1

## 6.10 Engine (EG200D21/ED21 Only)

EG200D21/ED21Rev. A1.00 - B2.01



REF	PART #	DESCRIPTION	COMMENTS	QTY.
	CED21	<b>COVER, ENGINE</b>		1
	006659	<b>ENGINE ASSEMBLY, ED21 EDGER</b>		1
<b>1</b>	006662	Mount Weldment, ED21 Engine		1
<b>2</b>	018734	Bushing, Rubber Motor Mount		6
<b>3</b>	018751	Washer, Motor Mount		6
<b>4</b>	F05010-8	Nut, 1/2-13 Hex Nylon Lock		4
<b>5</b>	F05011-2	Washer, 1/2" SAE Flat		4
<b>6</b>	F05008-23	Bolt, 1/2-13 x 3" Hex Head Grade 5		4
<b>7</b>	F05011-88	Washer, 10mm Split Lock		16
<b>8</b>	F05004-207	Bolt, M10-1.5 x 20mm Full Thread Hex Head Grade 8.8		16
<b>9</b>	006660	Bracket, ED21 Motor Mount		2
<b>10</b>	006674	Plate, ED21 Left Front Mount		1

**6 Replacement Parts**  
 Engine (EG200D21/ED21 Only)

REF	PART #	DESCRIPTION	COMMENTS	QTY.
11	006673	Plate, ED21 Right Front Mount		1
12	F05007-7	Bolt, 3/8-16 x 1" Hex Head		4
13	F05010-10	Nut, 3/8-16 Hex Nylon Lock		4
14	006530	Mount Weldment, ED21 Radiator		1
15	F05008-74	Bolt, 1/2-13 x 2 1/2" Hex Head Grade 5		2
	053221	Wire Assembly, ED21 Starter To Alternator		1
16	006554	Engine, 21.5HP Yanmar Diesel	3TNV70-ASA3 engine replaced 3TNV70-AMP engine (Rev. A8.01). Also, 006498 Large Stub Shaft replaced 040373 Stub Shaft, (8) F05004-245 M8-1.25 x 30mm Flat Socket Screws replaced (6) F81003-11 M10-1.5 x 25mm Hex Head Bolt, 038174 1 7/16" SDS Bushing replaced 038258 1 1/8" SDS Bushing, 065809 21.5HP Yanmar Flywheel Cover Weldment replaced 006650 Yanmar Bell Housing, 014693 3/8" x 3/8" x 1 7/8" Key replaced 028080 1/4" Square x 1 1/2" Long Key, and (3) F05022-8 M10-1.5 x 150mm Hex Head Bolt replaced (2) F05006-3 5/16-18 x 3 1/2" Hex Head Full Thread Bolt and (1) F05006-109 5/16-18 x 4" Hex Head Bolt.	1
	044641	Alternator, Yanmar #129423-77200		1
	044642	Gasket, Yanmar Valve Cover #119515-11310		1
	044644	Seal, Yanmar Front Main		1
	044646	Injector Assembly, Yanmar		1
	044647	Filter, Yanmar Oil #119305-35151		1
	069372	Filter, Yanmar Air #119655-12560		1
	044648	Switch, Yanmar Oil Pressure #114250-39450		1
	044649	Seal, Yanmar Rear Main		1
	044650	Motor, Yanmar Starter #129129-77010		1
	044651	Thermostat, Yanmar #119717-49800		1
	044652	Gasket, Yanmar Thermostat #129795-49551		1
	044653	Pump Assembly, Yanmar Water		1
	044654	Gasket, Yanmar Water Pump #119515-42020		1
	044655	Sender, Yanmar Water Temp #121250-44901		1
	044656	Solenoid, Yanmar Fuel #119653-77950		1
	044657	Diode, Yanmar #119643-66900		1
	044658	Timer, Yanmar #129211-77920		1
	044659	Gasket, Yanmar Exhaust #119515-03200		1
	044661	Fan, Yanmar Radiator		1
	044662	Gasket, Yanmar Head		1
	044663	Plug, Yanmar Oil Drain #105425-01690		1
	044664	Seal, Yanmar Oil Drain #22190-160002		1
	044665	Plug, Yanmar Glow		1



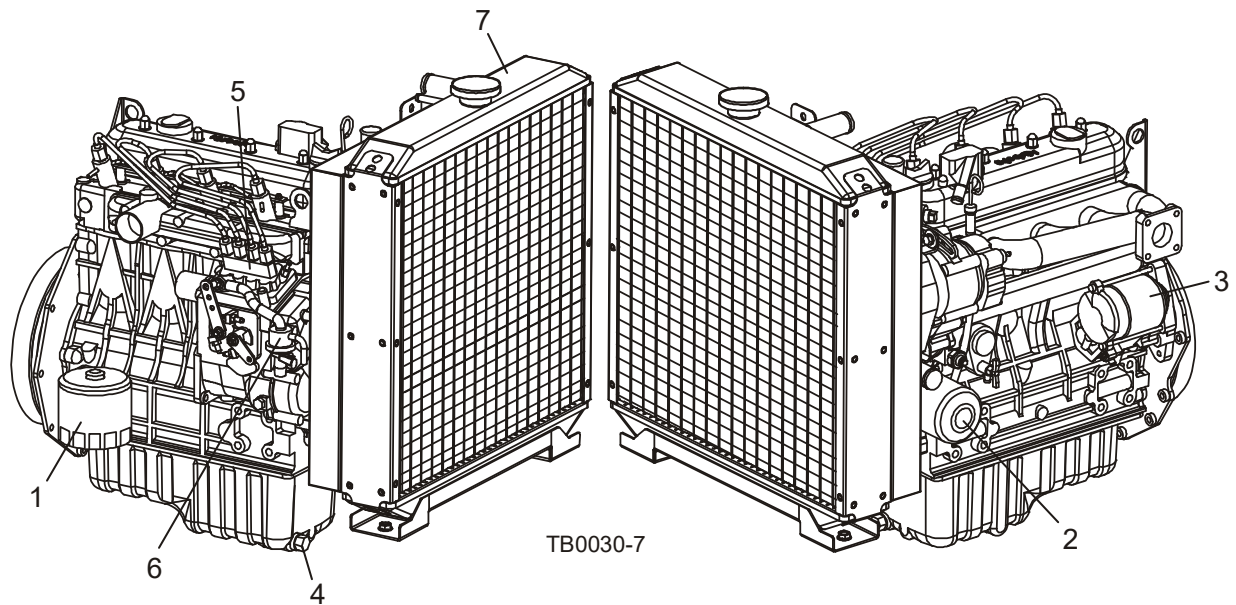
REF	PART #	DESCRIPTION	COMMENTS	QTY.
	044666	Gasket, Yanmar Manifold #119717-13110		1
	044667	Dipstick, Yanmar		1
	044668	Belt, Yanmar Fan		1
	044669	Pipe, Yanmar Fuel Return		1
	044671	Radiator Kit, Yanmar		1
	040387	Bottle Assembly, Yanmar #123987-43600		1
	061073	Cap, Yanmar Rain #129087-13530		1
	061296	Screen, Water Seperator #171081-55910		1
	061099	Filter, Fuel Yanmar #119810-55650		1
17	046025	Fitting, M16 x 3/8" NPT		1
18	046026	Fitting, 3/8" NPT Street Elbow		1
19	P10082	Hose, 3/8" NPT x 9 5/8" Rubber		1
20	P04332	Cap, 3/8" Galvanized Pipe		1
21	048904	Fitting, Throttle Swivel		1
22	006664	Guard, ED21 Top Radiator		1
23	006675	Bracket, ED21 Upper Radiator Mount		1
24	F05011-45	Washer, 8mm Split Lock		2
25	F05004-47	Bolt, M8-1.25 x 16mm Hex Head		2
26	028217	Bushing, Rubber Radiator Mount		1
27	F05011-4	Washer, 3/8" Split Lock		2
28	F05007-27	Bolt, 3/8-16 x 3/4" Hex Head		1
29	F05010-1	Nut, 3/8-16 Hex		1
30	006557	Plate, Top Radiator Mount Spacer		1
31	006498 <sup>1</sup>	Shaft, Diesel Stub		1
32	F05011-88	Washer, 10mm Split Lock		3
33	F05004-245 <sup>1</sup>	Screw, M8-1.25 x 30mm Flat Socket		8
34	006656	Sheave, 3/5V44		1
35	014693 <sup>1</sup>	Key, 3/8" x 3/8" x 1 7/8"		1
36	038174 <sup>1</sup>	Bushing, 1 7/16" SDS		1
37	065809 <sup>1</sup>	Cover Weldment, 21.5HP Yanmar Flywheel		1
38	F05011-3	Washer, 3/8" Flat SAE		4
39	065825	Spacer, 7/16" x 5/8" x 4 3/4"		3
40	F05022-8 <sup>1</sup>	Bolt, M10-1.5 x 150mm Hex Head 8.8		3
41	F05010-6	Nut, 5/16-18 Hex Lock		2
42	F05011-36	Washer, 3/8" Star External		1
43	006702	Bracket, ED21 Throttle		1
44	024155	Clamp, 1/4" Wire 13/32" Mounting Hole		1
45	F05006-101	Bolt, 5/16-18 x 3/4" Hex Head w/Flat & Lock Washers		1
46	F05010-58	Nut, 5/16-18 Hex Nylon Lock		1
47	F05011-13	Washer, 5/16" Split Lock		2
48	F05004-47	Bolt, M8-125 x 16mm Hex Head		2
49	F05007-11	<b>BOLT, 3/8-16 X 1 1/4" CARRIAGE HEAD</b>		4
50	F05011-3	<b>WASHER, 3/8" SAE FLAT</b>		10
51	F05010-10	<b>NUT, 3/8-16 HEX NYLON LOCK</b>		4
52	F05007-31	<b>BOLT, 3/8-16 X 5 1/2" CARRIAGE HEAD</b>		2
53	F05010-1	<b>NUT, 3/8-16 HEX</b>		6
54	F05011-4	<b>WASHER, 3/8" SPLIT LOCK</b>		2

**6** **Replacement Parts**  
*Engine (EG200D21/ED21 Only)*

---

REF	PART #	DESCRIPTION	COMMENTS	QTY.
55	006645	BELT, 3/5VX850		1

## 6.11 Engine (ED22 Only)



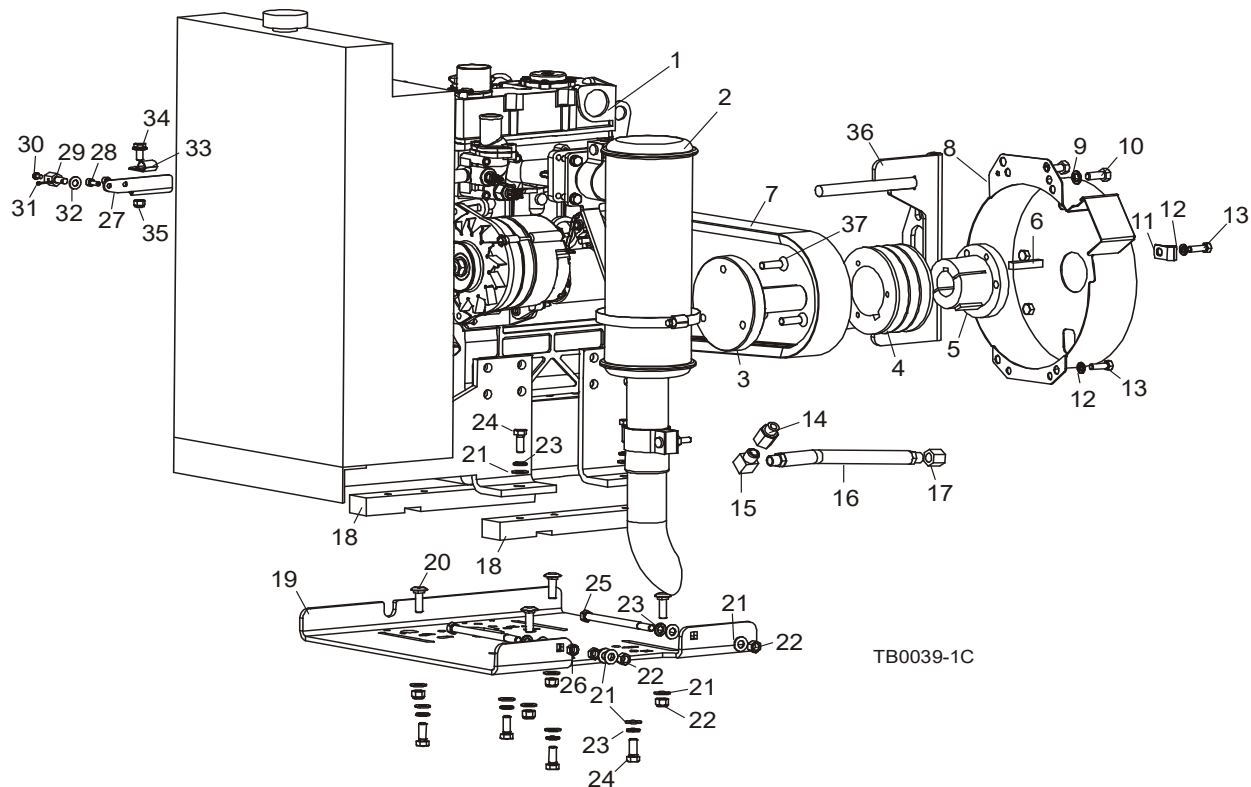
REF	PART #	DESCRIPTION	COMMENTS	QTY.
	038216	<b>ENGINE, KUBOTA</b>		
	028514	Belt, Kubota Fan #16282-97010		1
	028567	Filter, Kubota Air #15741-11080		1
<b>1</b>	028560	Filter, Kubota Fuel #70000-43081		1
<b>2</b>	018050	Filter, Kubota Oil #16271-32090		1
	028519	Gasket Kit, Kubota Lower #07916-29265		1
	028520	Gasket Kit, Kubota Upper #16286-99352		1
	028513	Gasket, Kubota Exhaust #15263-12370		1
	028516	Gasket, Kubota Fuel Injector #15841-53622		1
	028518	Gasket, Kubota Fuel Transfer Pump #16264-52140		1
	N/A	Gasket, Kubota Head		1
	028549	Gasket, Kubota Muffler #15263-12371		1
	028543	Gasket, Kubota Oil Drain Plug #15451-96670		1
	028544	Gasket, Kubota Stop Solenoid #16299-60150		1
	028545	Gasket, Kubota Thermostat #15313-7320		1
	028524	Gasket, Kubota Valve Cover #16241-14520		1
	028526	Gasket, Kubota Water Pump #16259-73430		1
	028521	Glow Plug, Kubota #16851-65512		1
	028515	Injector, Kubota Fuel #16032-53000		1
<b>3</b>	028522	Motor, Kubota Starter #37560-63010		1
<b>4</b>	028542	Plug, Kubota Oil Drain #16541-33750		1
<b>5</b>	028540	Pump, Kubota Fuel Injector #16060-51010		1
<b>6</b>	028517	Pump, Kubota Fuel Transfer #16285-52032		1
	028525	Pump, Kubota Water #16241-73032		1
<b>7</b>	038225	Radiator, D905		1
	038228	Cap, Radiator D905		1
	038226	Hose, Upper Radiator D905		1
	038227	Hose, Lower Radiator D905		1

## 6 Replacement Parts

Engine (ED22 Only)

REF	PART #	DESCRIPTION	COMMENTS	QTY.
	028510	Sending Unit, Kubota Heat Sensor #TM9A230RQCG		1
	046951	Solenoid Kit, Kubota Fuel Stop #17208-60012	Fuel Stop Solenoid Kit 046951 replaces 028523 supplied before 7/04. Three-wire Solenoid #17454-60010 no longer available. Kit includes Solenoid #17208-60012 and two-wire adaptor plug.	1
	028547	Switch, Kubota Oil Pressure #15841-39010		1
	028546	Thermostat, Kubota #19434-73010		1

## 6.12 Engine (EG200D26/ED26 Only)



REF	PART #	DESCRIPTION	COMMENTS	QTY.
1	048439	<b>ENGINE, CATERPILLAR #3011C</b>		1
	046066	Filter, Caterpillar Oil #150-4140		1
	046069	Filter Assembly, Caterpillar Fuel #033-7854		1
	046068	Filter, Caterpillar Fuel #067-6987		1
	046073	Filter Assembly, Caterpillar Fuel/Water Separator #183-5455		1
	046074	Filter, Caterpillar Fuel/Water Separator #183-5446		1
	038441	Filter, Caterpillar Air Cleaner Cartridge #135326205	Filter for Caterpillar engine on Rev. A4.01 and later only.	1
	014386	Filter, Air Cleaner Cartridge #PA1690FN	Filter for Caterpillar engine on Rev. A4.00 only.	1
	061069	Plug, Caterpillar Glow #307-8672		3
	046072	Solenoid, Caterpillar Fuel Shutoff #217-5204	If old solenoid has a built-in wire pigtail, Adapter Cable 052267 is required to connect Fuel Shutoff Solenoid, Oil Pressure Switch or Temperature Switch.	1
	054954	Belt, D26 Alternator		1
	046077	Switch, Oil Pressure Sensor		1
	046078	Switch, Water Temp Sensor		1
	057918	Bushing, Upper Radiator Mount		2
	018734	Bushing, Lower Radiator Mount		2
2		<b>MUFFLER PARTS (See Section 6.13)</b>		
3	048448	<b>SHAFT, CATERPILLAR 26HP STUD</b>		1

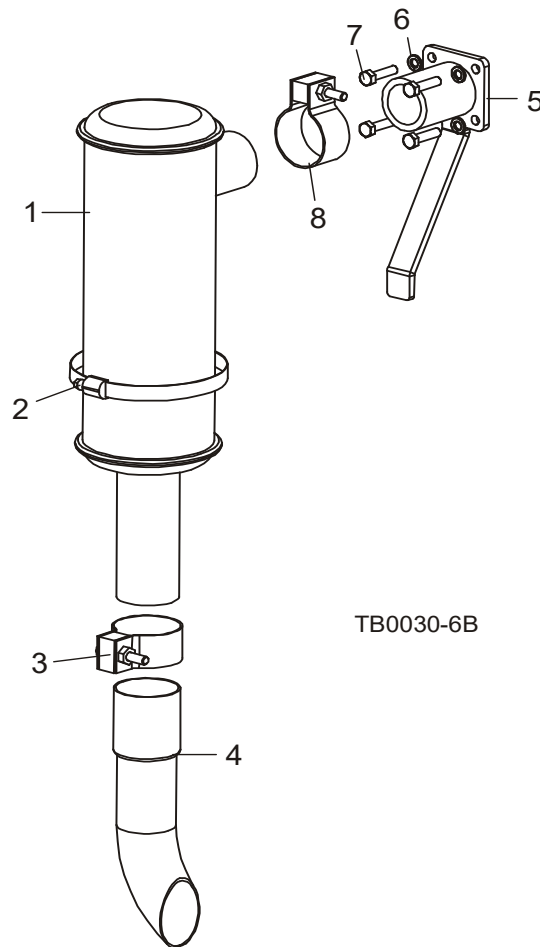
# 6 Replacement Parts

Engine (EG200D26/ED26 Only)

REF	PART #	DESCRIPTION	COMMENTS	QTY.
4	034560	PULLEY, 3/5V49 Q1 (REV. A4.03+)	Drive belt, sheaves and bushings changed to 3/5V belt system Rev. A4.03 to improve belt stability during rough idle. Use 3/3V drive parts for previous revisions.	1
	038219	PULLEY, 3V5.6X3 SDS (REV. A1.00 - A4.02)		1
5	034697	BUSHING, 1 7/16" Q1 (REV. A4.03+)		1
	038174	BUSHING, 1 7/16" SDS (REV. A1.00 - A4.02)		1
6	014693	KEY, 3/8" X 3/8" X 1 7/8"		1
7	039270	BELT, 3/5VX900 (REV. A4.03+)	Drive belt, sheaves and bushings changed to 3/5V belt system Rev. A4.03 to improve belt stability during rough idle. Use 3/3V drive parts for previous revisions.	1
	038220	BELT, 3/3VX900 (REV. A1.00 - A4.02)		1
8	038211	HOUSING, ENGINE DRIVE SHAFT		1
9	F05011-88	WASHER, 10MM SPLIT LOCK		2
10	F05009-52	BOLT, M10X25 10.9 HEX HEAD		2
11	P07584	CLAMP, 1/2" EMT COATED		1
12	F05011-13	WASHER, 5/16" SPLIT LOCK		3
13	F05004-40	BOLT, M8X1.25X1 HEX HEAD FULL THREAD		3
14	046025	FITTING, M16-3/8 NPT		1
15	046026	FITTING 3/8" NPT STREET ELBOW		1
16	P10082	HOSE, 3/8" NPT X 9 5/8" RUBBER		1
17	P04332	CAP, 3/8" NPT PIPE		1
18	048447	BLOCK, ED26 ENGINE SPACER		2
19	038068	PLATE, MOTOR MOUNT		1
20	F05007-11	BOLT, 3/8-16 X 1 1/4" CARRIAGE HEAD		4
21	F05011-3	WASHER, 3/8" SAE FLAT		17
22	F05010-10	NUT, 3/8-16 HEX NYLON LOCK		6
23	F05011-4	WASHER, 3/8" SPLIT LOCK		10
24	F05007-87	BOLT, 3/8-16 X 1" HEX HEAD GRADE 5		4
25	F05007-34	BOLT, 3/8-16 X 5 1/2" HEX HEAD FULL THREAD		2
26	F05010-29	NUT, 3/8-16 HEX JAM		2
27	038272	BRACKET, THROTTLE MOUNT		1
28	F05005-99	BOLT, M6 X 12 HEX HEAD FULL THREAD GRADE 8-8	Directly replaces F05004-206 supplied before 7/07.	2
29	038271	PIN, CATERPILLAR THROTTLE		1
30	F05004-3	BOLT, #10-24 X 3/8" PHILLIPS PAN HEAD		1
31	F05012-9	PIN, 3/32" X 3/4" COTTER		1
32	F05011-17	WASHER, 5/16" SAE FLAT		1
33	024155	CLAMP, 1/4" WIRE		1
34	F05006-101	BOLT, 5/16-18 X 3/4" HEX W/WASHER HEAD		1
35	F05010-58	NUT, 5/16-18 HEX NYLON LOCK		1
36	038268	SUPPORT WELDMENT, DRIVE BELT	Drive belt support added to ED26 Rev. A4.03 to improve belt stability during rough idle.	1
	006610	BOLT KIT, ED26 OUTPUT SHAFT MOUNT RETRO		
37	F05004-246	Bolt, M10-1.50 x 30mm Socket Flat Head		3

REF	PART #	DESCRIPTION	COMMENTS	QTY.
	006621	Hex Key, 6mm 3/8" Drive Socket		1
	016236	Loctite, #242 Blue Sample Size		1
	006610-1569	Instruction Sheet, ED26 Output Shaft Mount Retrofit		1

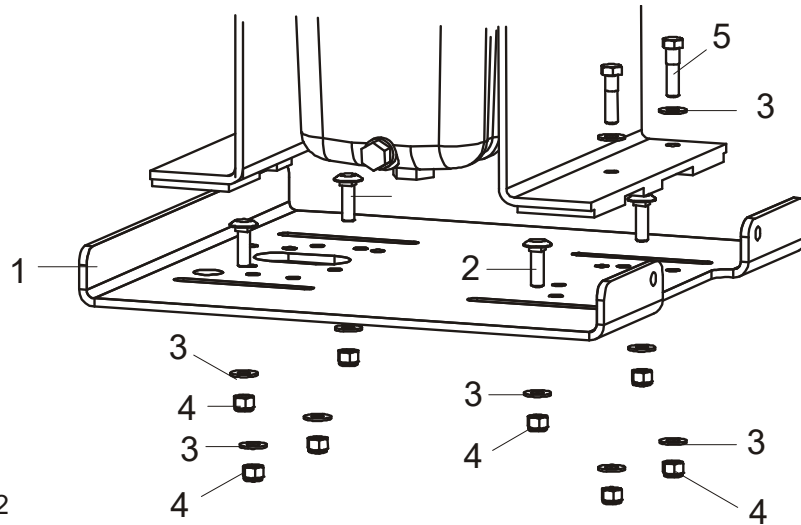
### 6.13 Muffler (ED22/EG200D26/ED26 Only)



REF	PART #	DESCRIPTION	COMMENTS	QTY.
1	014093	MUFFLER		1
2	014096	CLAMP, 5" WORM		1
3	014095	CLAMP, 2 1/4" MUFFLER		1
4	014094	PIPE, KUBOTA MUFFLER		1
5	015868	BRACKET WELDMENT, MUFFLER MOUNT (KUBOTA)		1
	045627	BRACKET WELDMENT, MUFFLER MOUNT (CATERPILLAR)		1
6	F05011-13	WASHER, 5/16" SPLIT LOCK		4
7	F05004-40	BOLT, M8 X 1.25 X 1" HEX HEAD FULL THREAD		4
8	014205	CLAMP, 2" MUFFLER		1



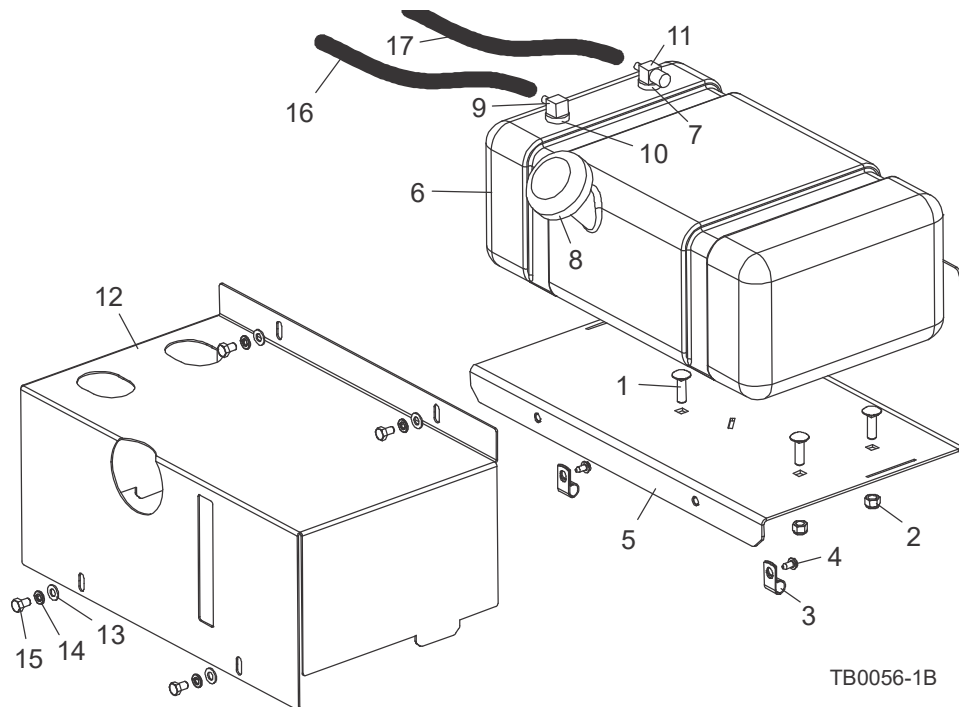
### 6.14 Motor Mount (ED22 Only)



REF	PART #	DESCRIPTION	COMMENTS	QTY.
1	038068	PLATE, MOTOR MOUNT		1
2	F05007-11	BOLT, 3/8-16 X 1 1/4" CARRIAGE		4
3	F05011-3	WASHER, 3/8" FLAT SAE		12
4	F05010-10	NUT, 3/8-16 HEX NYLON LOCK		8
5	F05007-78	BOLT, 3/8-16 X 1 1/2" HEX HEAD GRADE 5		4

## 6.15 Fuel Tank (EG200G26)

EG200G26/EG200G29 Rev. B2.00+

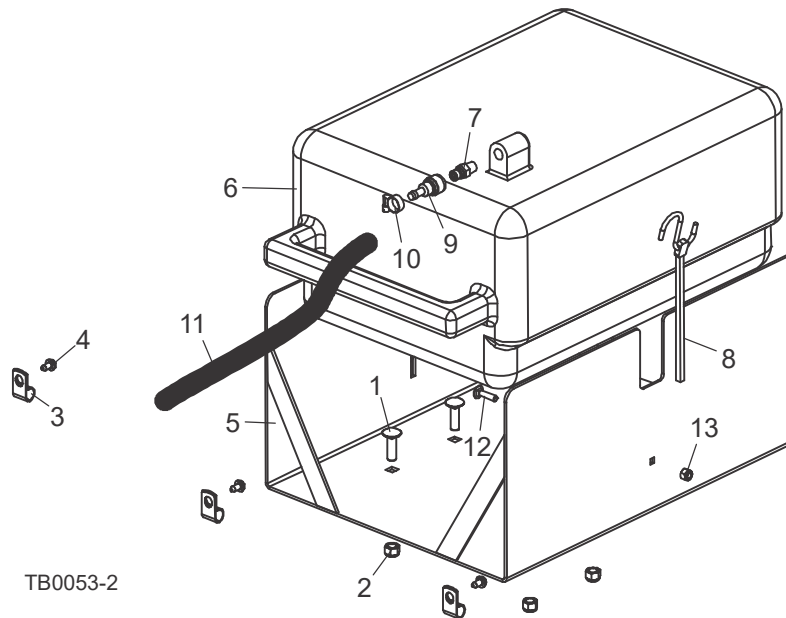


TB0056-1B

REF	PART #	DESCRIPTION	COMMENTS	QTY.
1	F05007-127	BOLT, 3/8-16 X 1 1/4" CARRIAGE GRADE 5		4
2	F05010-10	NUT, 3/8-16 HEX NYLON LOCK		4
3	P07584	CLAMP, 1/2" EMT COATED		3
4	F05015-1	SCREW, 1/4-20 X 3/4" SLOTTED HEX HEAD		3
5	074811	TRAY WELDMENT, FUEL TANK EDGER		1
6	103878	TANK, 5 GALLON LOW PRO EPA FUEL	Service part 074943 Fuel Pick-Up with Shut-Off Fitting.	1
7	061250	Grommet, Shut Off		1
8	061251	Gas Cap, LT15		1
9	061252	Valve, Slosh		1
10	061253	Grommet, Slosh Valve		1
11	074943	Fitting, Fuel Pick-Up With Shut-Off		1
12	103867	COVER, FUEL TANK		1
13	F05011-17	WASHER, 5/16" SAE FLAT		4
14	F05011-13	WASHER, 5/16" SPLIT LOCK		4
15	F05006-15	BOLT, 5/16-18 X1/2" HEX HEAD GRADE 5		4
16	R02423-1	HOSE, FUEL 3/16" EPA 15G CARB		1
17	R02423-2	HOSE, FUEL 1/4" EPA 15G CARB		1

## 6.16 Fuel Tank (EG200G26/EG200G29 Only)

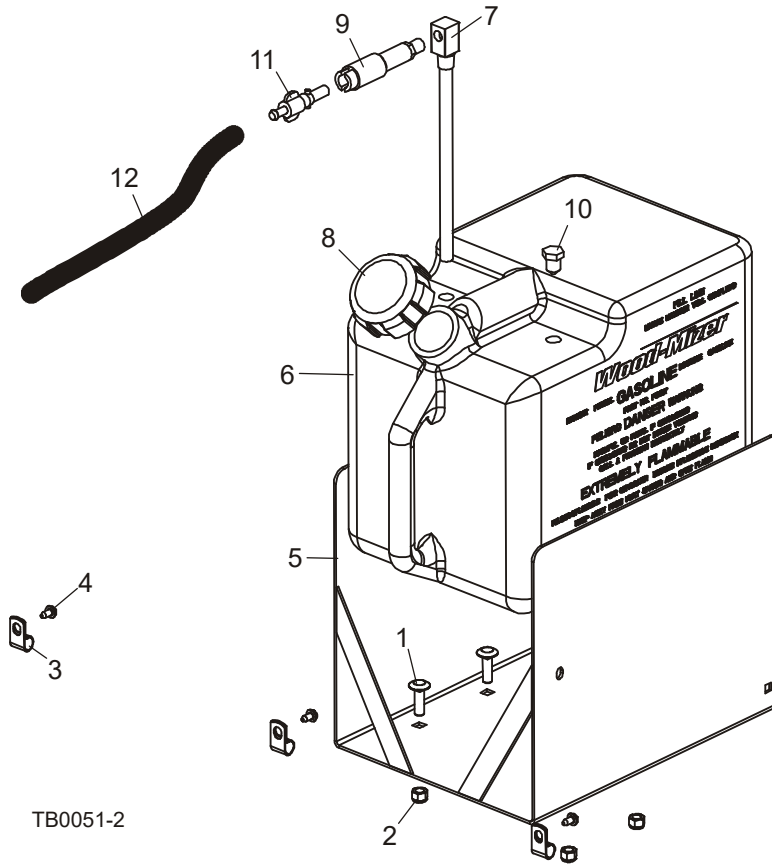
EG200G26/EG200G29 Rev. A8.03 - B1.00



REF	PART #	DESCRIPTION	COMMENTS	QTY.
1	F05007-127	BOLT, 3/8-16 X 1 1/4" CARRIAGE GRADE 5		4
2	F05010-10	NUT, 3/8-16 HEX NYLON LOCK		4
3	P07584	CLAMP, 1/2" EMT COATED		3
4	F05015-1	SCREW, 1/4-20 X 3/4" SLOTTED HEX HEAD		3
5	076914	TRAY WELDMENT, FUEL TANK		1
	074643	TANK ASSEMBLY, 6 GALLON GAS SERVICE		1
6	076478	Tank, Gas		1
7	015583	Fitting, 1/4" NPT Male Quick Disconnect		1
8	P11668	STRAP, 20 RUBBER W/HOOK		1
9	015582	FITTING, FEMALE QUICK DISCONNECT BARB		1
10	P649	HOSE CLAMP, 7/32"-5/8"		1
11	016338	HOSE, 5/16" ID FUEL		5.4 ft.
12	F05005-34	BOLT, 1/4-20 X 1" CARRIAGE		1
13	F05010-69	NUT, 1/4-20 NYLON LOCK		1
	P10367	PLUG, 3/8" NPT HEX PIPE		1

## 6.17 Fuel Tank (EG200G26/EG200G29 Only)

EG200G26/EG200G29 Rev. A8.00 - A8.02

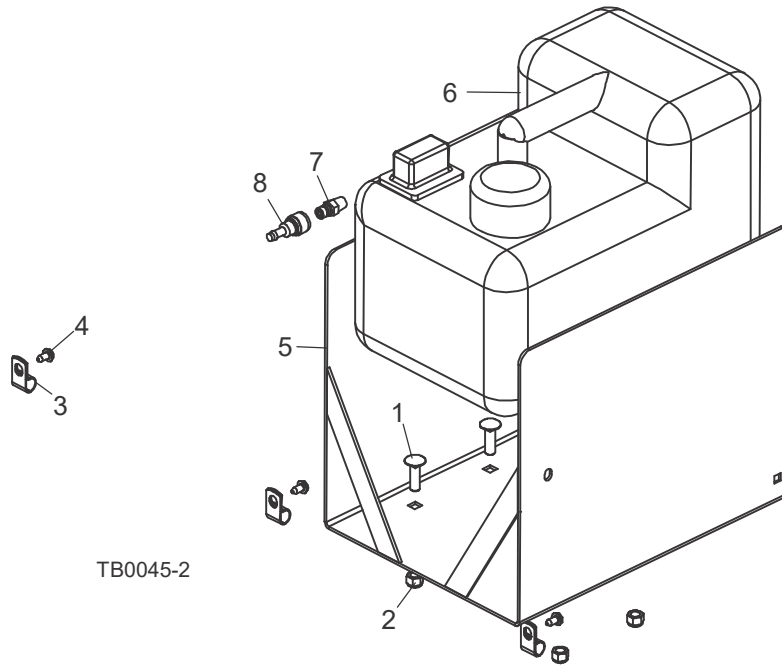


REF	PART #	DESCRIPTION	COMMENTS	QTY.
1	F05007-127	BOLT, 3/8-16 X 1 1/4" CARRIAGE GRADE 5		4
2	F05010-10	NUT, 3/8-16 HEX NYLON LOCK		4
3	P07584	CLAMP, 1/2" EMT COATED		3
4	F05015-1	SCREW, 1/4-20 X 3/4" SLOTTED HEX HEAD		3
5	038189	BRACKET WELDMENT, FUEL TANK		1
	A12285	TANK ASSEMBLY, 5-GALLON RED GASOLINE	Customers with edgers manufactured in 2010 and later need to use new EPA approved 3 or 6 gallon gas can assemblies. Replace with 133467.	1
6	P12167	Tank, 5-gallon Red Fuel	Available in assemblies only.	1
7	P12172	Pickup, 9" Fuel		1
8	P09683	Cap, 3 Or 5-gallon Fuel Tank		1
9	P12175	Fitting, 1/4" NPT Plastic Female Disconnect		1
10	P10367	Plug, 3/8" NPT Hex Pipe		1
11	P12176	FITTING, 1/4" NPT PLASTIC MALE DISCONNECT		1
12	016338	HOSE, 5/16" ID FUEL		5.4 ft.

## 6.18 Fuel Tank (EG200G28/EG28 Only)

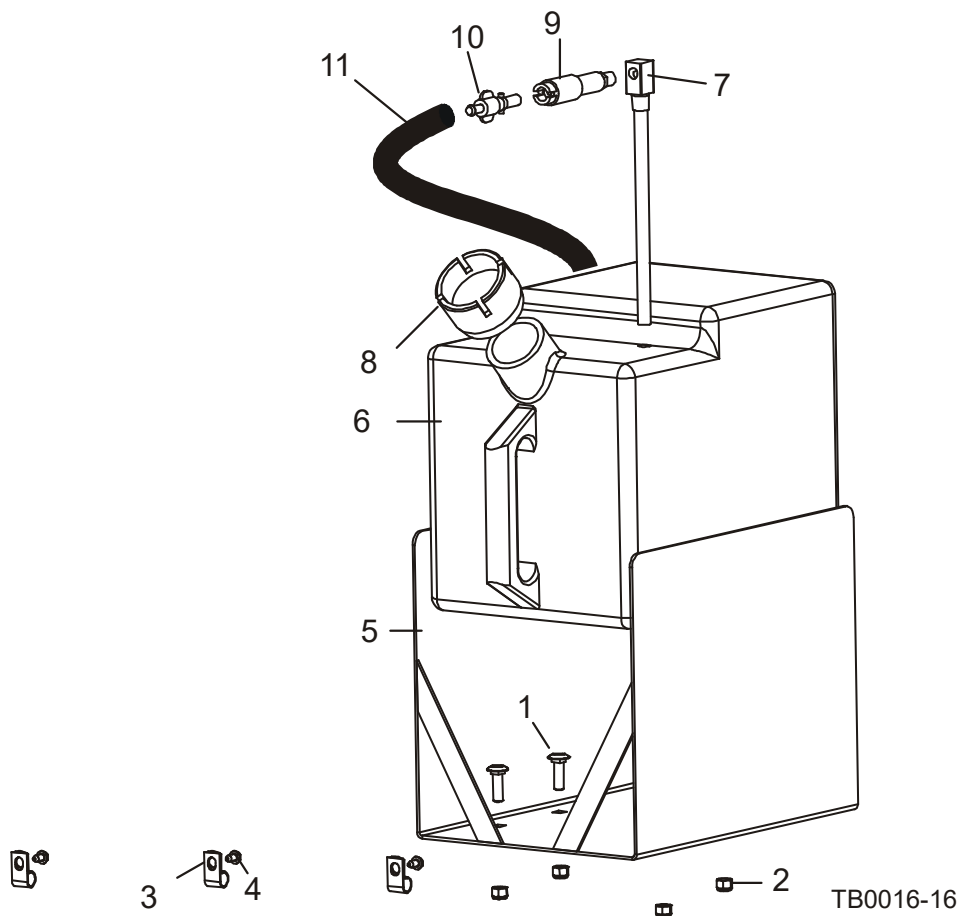
EG200G28

Rev. A3.00 - A7.01



REF	PART #	DESCRIPTION	COMMENTS	QTY.
1	F05007-11	<b>BOLT, 3/8-16 X 1 1/4" CARRIAGE HEAD</b>		4
2	F05010-10	<b>NUT, 3/8-16 HEX NYLON LOCK</b>		4
3	P07584	<b>CLAMP, 1/2" EMT COATED</b>		3
4	F05015-1	<b>SCREW, 1/4-20 X 3/4" SLOTTED HEX HEAD</b>		3
5	038189	<b>BRACKET WELDMENT, FUEL TANK</b>		1
	074688	<b>TANK ASSEMBLY, 3-GALLON GAS W/RETURN SERVICE</b>	Replaced 036359 5-Gallon Red Gasoline Tank Assembly (2/15).	1
6	X200-1144	Can, 3-Gallon Gas	Available in assemblies only.	1
7	015583	Fitting, 1/4" NPT Male Quick Disconnect		1
	074687	Plate, Top Gas Can w/Return		1
	P12175	Fitting, 1/4" NPT Plastic Female Disconnect		1
8	015582	<b>FITTING, 1/4" NPT FEMALE QUICK DISCONNECT</b>		1

## 6.19 Fuel Tank (EG25 Only)

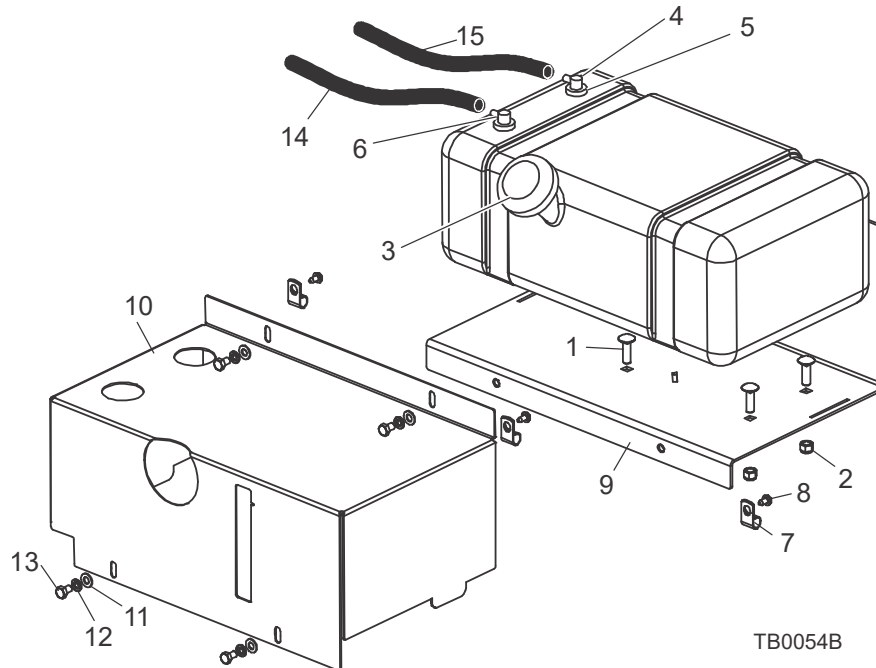


REF	PART #	DESCRIPTION	COMMENTS	QTY.
1	F05007-11	BOLT, 3/8-16 X 1 1/4" CARRIAGE HEAD		4
2	F05010-10	NUT, 3/8-16 HEX NYLON LOCK		4
3	P07584	CLAMP, 1/2" EMT COATED		3
4	F05015-1	SCREW, 1/4-20 X 3/4" SLOTTED HEX HEAD		3
5	038189	BRACKET WELDMENT, FUEL TANK	Bolt-on tank bracket replaces bracket welded to frame to allow removal for electric edger (Rev. A1.01+)	1
	A12285	TANK ASSEMBLY, 5-GALLON RED GASOLINE		1
6	P12167	Tank, 5-Gallon Red Fuel	Available in assemblies only.	1
7	P12172	Pickup, 9" Fuel		1
8	P09683	Cap, 3 or 5-Gallon Fuel Tank		1
9	P12175	Fitting, 1/4" NPT Plastic Female Disconnect		1
10	P12176	FITTING, 1/4" NPT PLASTIC MALE DISCONNECT		1
11	016338	HOSE, 5/16" ID FUEL	Replaces P642 1/4" ID Fuel Hose supplied prior to Rev. A1.03 (easier to assemble).	5.4 ft.

## 6.20 Fuel Tank (EG200D24 and EG200D21)

EG200D21

Rev. B2.01+

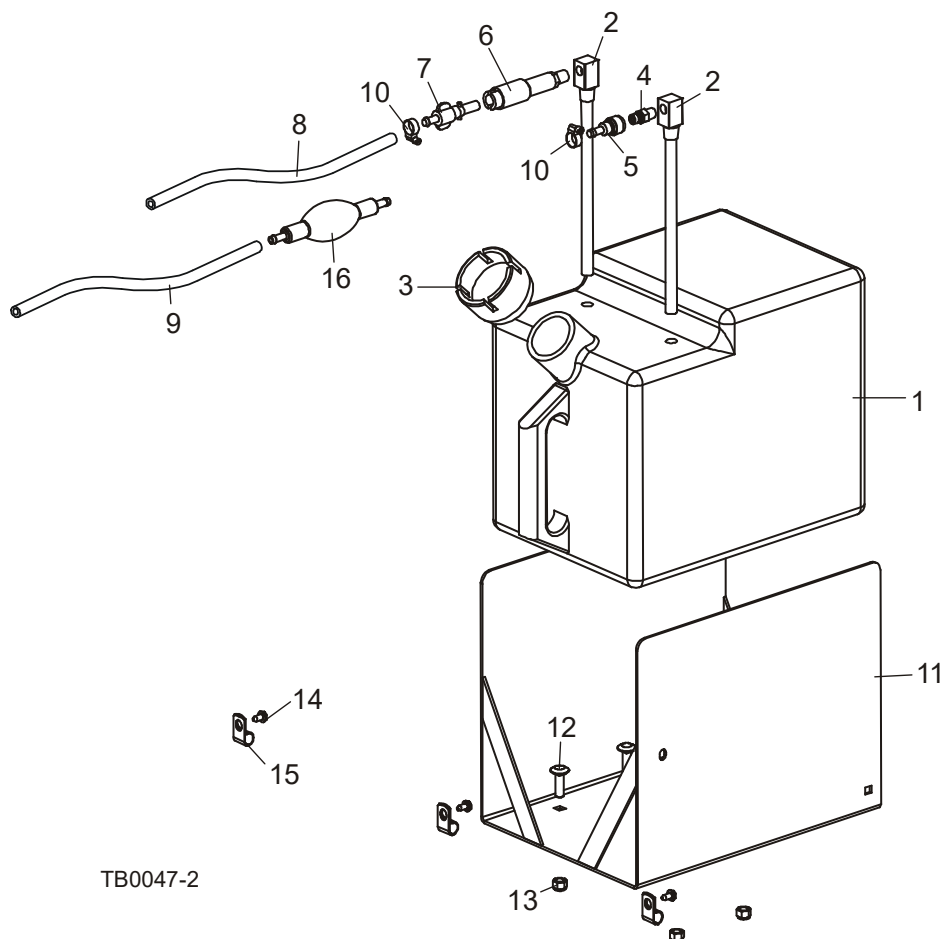


REF	PART #	DESCRIPTION	COMMENTS	QTY.
1	F05007-127	<b>BOLT, 3/8-16 X 1 1/4" CARRIAGE GRADE 5</b>		4
2	F05010-10	<b>NUT, 3/8-16 HEX NYLON LOCK</b>		4
	103928	<b>TANK, 5 GALLON LOW PRO DIESEL</b>		1
3	061257	Cap, Fuel Tank Diesel 080185BE		1
4	061255	Fitting, Pick-Up/Tube Diesel 468871A		1
5	061250	Grommet, Shut Off 046881		2
6	061256	Fitting, Return/tube Diesel 468489		1
7	P07584	<b>CLAMP, 1/2" EMT COATED</b>		3
8	F05015-1	<b>SCREW, 1/4-20 X 3/4" SLOTTED HEX HEAD</b>		3
9	074811	<b>TRAY WELDMENT, FUEL TANK EDGER</b>		1
10	103867	<b>COVER, FUEL TANK</b>		1
11	F05011-17	<b>WASHER, 5/16" SAE FLAT</b>		4
12	F05011-13	<b>WASHER, 5/16" SPLIT LOCK</b>		4
13	F05006-15	<b>BOLT, 5/16-18 X1/2" HEX HEAD GRADE 5</b>		4
14	R02423-3	<b>HOSE, FUEL 5/16" EPA 15G CARB</b>		1
15	R02423-2	<b>HOSE, FUEL 1/4" EPA 15G CARB</b>		1

## 6.21 Fuel Tank (ED22/EG200D21/ED21/EG200D26/ED26 Only)

EG200D21/D26

Rev. A3.00 - B2.00



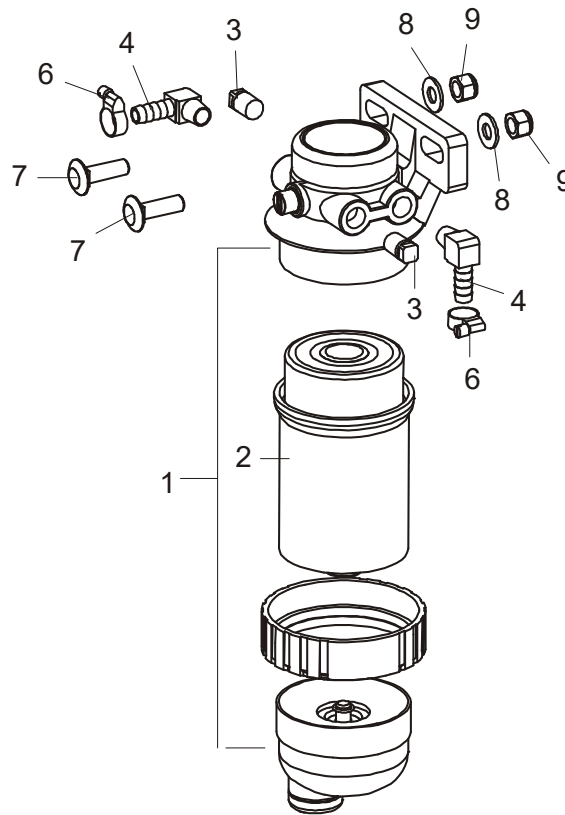
TB0047-2

REF	PART #	DESCRIPTION	COMMENTS	QTY.
	A12132	<b>TANK ASSEMBLY, 5 GALLON GREEN DIESEL</b>		1
1	P12166	Tank, 5 Gallon Green Fuel	Available in assemblies only.	1
2	P12172	Pickup, 9" Fuel		2
3	P09683	Cap, 3/5 Gallon Fuel Tank		1
4	015583	Fitting, 1/4" NPT Male Quick Disconnect		1
5	015582	Fitting, Female Quick Disconnect Barb		1
6	P12175	Fitting, 1/4" NPT Plastic Female Disconnect		1
7	P12176	Fitting, 1/4" Barb Plastic Male Disconnect		1
8	P642	<b>HOSE, 1/4" ID FUEL</b>		7.17 Ft
9	016338	<b>HOSE, 5/16" ID FUEL</b>		9 Ft.
10	P649	<b>CLAMP, 7/32 - 1/2 HOSE</b>		6
11	038189	<b>BRACKET WELDMENT, FUEL TANK</b>		1
12	F05007-11	<b>BOLT, 3/8-16 X 1 1/4" CARRIAGE HEAD</b>		4
13	F05010-10	<b>NUT, 3/8-16 HEX NYLON LOCK</b>		4
14	F05015-1	<b>SCREW, 1/4-20 X 3/4" SLOTTED HEX HEAD</b>		3
15	P07584	<b>CLAMP, 1/2" EMT COATED</b>		3
16	006687	<b>BULB, 5/16" FUEL PRIMER (ED21 ONLY)</b>		1



REF	PART #	DESCRIPTION	COMMENTS	QTY.
	004878	<b>ADDITIVE, DIESEL FUEL 16OZ BOTTLE</b>	Stanadyne Performance Formula helps eliminate contaminants and water in fuel, prevents gelling in cold weather, and improves lubrication of fuel system parts. 16 oz. bottle treats 60 gallons of diesel fuel.	1

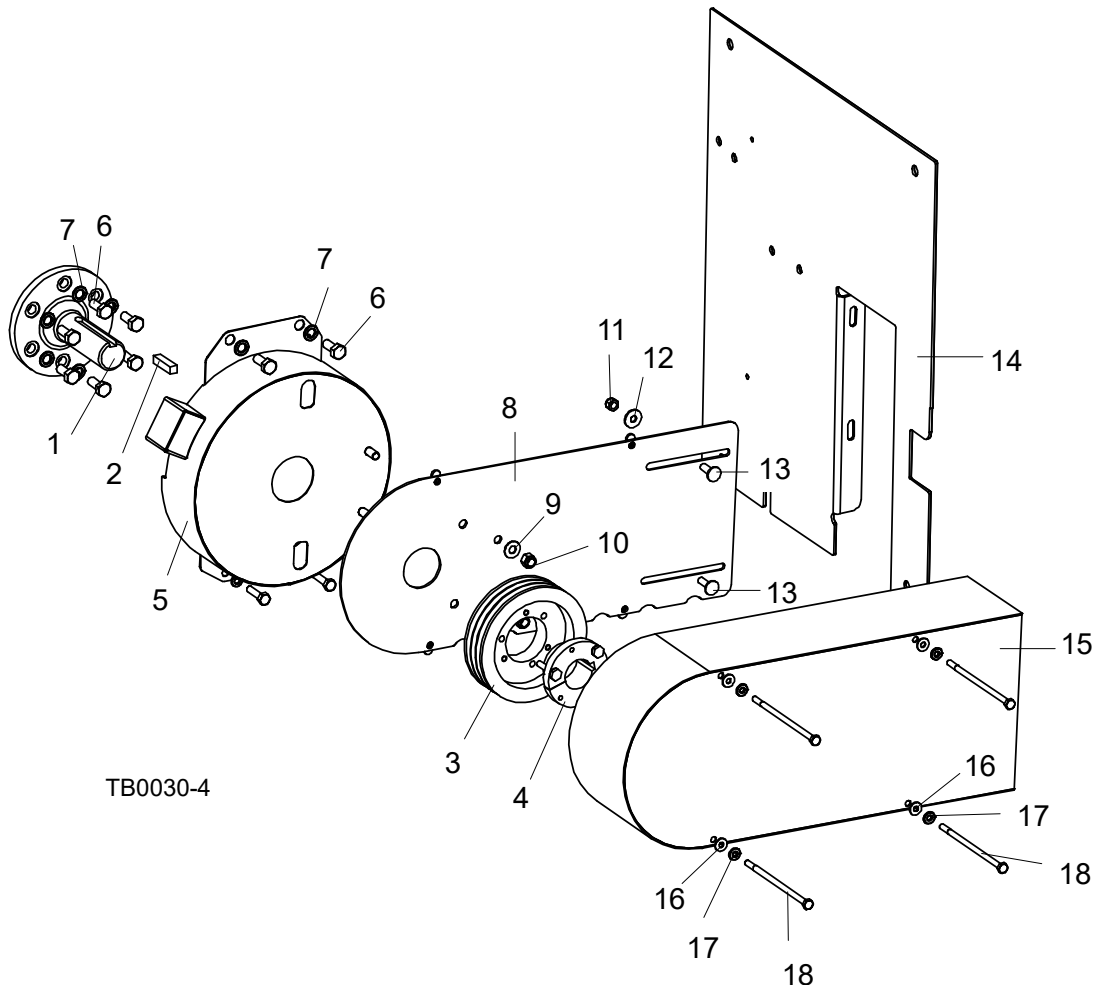
## 6.22 Primary Fuel Filter (ED22 Only)



TB0030-3

REF	PART #	DESCRIPTION	COMMENTS	QTY.
1	015897	<b>FILTER ASSEMBLY, STANDADYNE FUEL #33816</b>		1
2	015898	Filter, Standadyne Fuel Cartridge #31865		1
3	014685	<b>FITTING, 1/4" NPT TO 3/8" HOSE BARB</b>		2
	016338	<b>HOSE, 5/16" ID FUEL</b>		9 Ft
4	P649	<b>CLAMP, 7/32 - 1/2 HOSE</b>		2
5	015905	<b>BRACKET, DIESEL FUEL FILTER MOUNT</b>		1
6	F05007-11	<b>BOLT, 3/8-16 X 1 1/4" CARRIAGE HEAD</b>		6
7	F05011-4	<b>WASHER, 3/8" SPLIT LOCK</b>		6
8	F05010-1	<b>NUT, 3/8-16 HEX</b>		6
9	P05498	<b>FITTING, 1/4" NPT PLUG</b>		2

### 6.23 Drive Assembly And Guards (ED22 Only)



TB0030-4

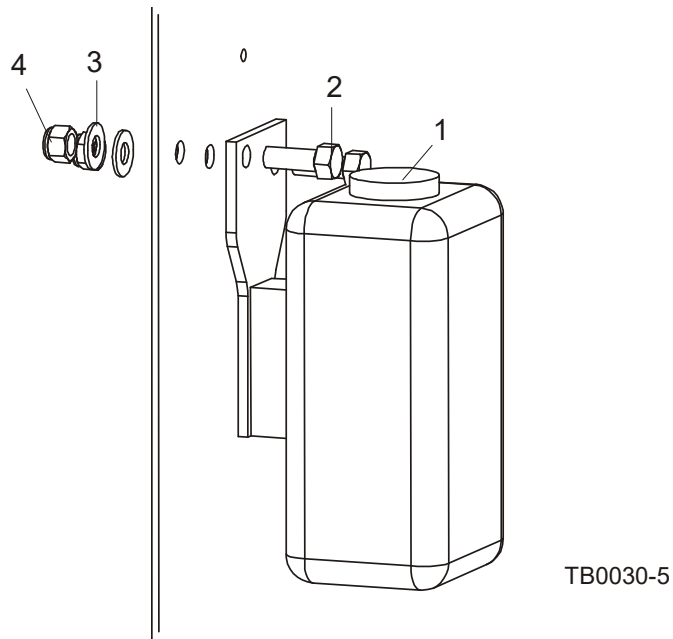
REF	PART #	DESCRIPTION	COMMENTS	QTY.
1	015866	SHAFT, KUBOTA D22		1
2	014693	KEY, 3/8" X 3/8" X 1 7/8"	3/8" x 3/8" x 1 7/8" Key 014693 replaces 1 1/2" long key S12892 originally supplied prior to Rev. A2.00. Longer key provides better engagement of SK bushing.	1
3	038219	SHEAVE, 3V5.6 X 3 SDS	Use 3V5.6x3 SDS Sheave 038219 for Rev. A3.00+. Use 2B60 SDS Sheave 038060 for all previous revisions.	1
	038060	SHEAVE, SB60 SDS		1
4	038174	BUSHING, 1 7/16" SDS		1
5	038211	BELL HOUSING, D22		1
6	F05009-52	SCREW, M10 X 1.25 X 25MM HEX HEAD GRADE 10.9		10
7	F05011-88	WASHER, 10mm SPLIT LOCK		10
8	038097	PLATE, BELT GUARD		1
9	F05011-3	WASHER, 3/8" FLAT SAE		2
10	F05010-10	NUT, 3/8-16 HEX NYLON LOCK		2
11	F05010-58	NUT, 5/16-18 HEX NYLON LOCK		2
12	F05011-16	WASHER, 5/16" STANDARD FLAT		2
13	F05006-9	BOLT, 5/16-18 X 1" CARRIAGE STAINLESS STEEL		2

## 6 Replacement Parts

Drive Assembly And Guards (ED22 Only)

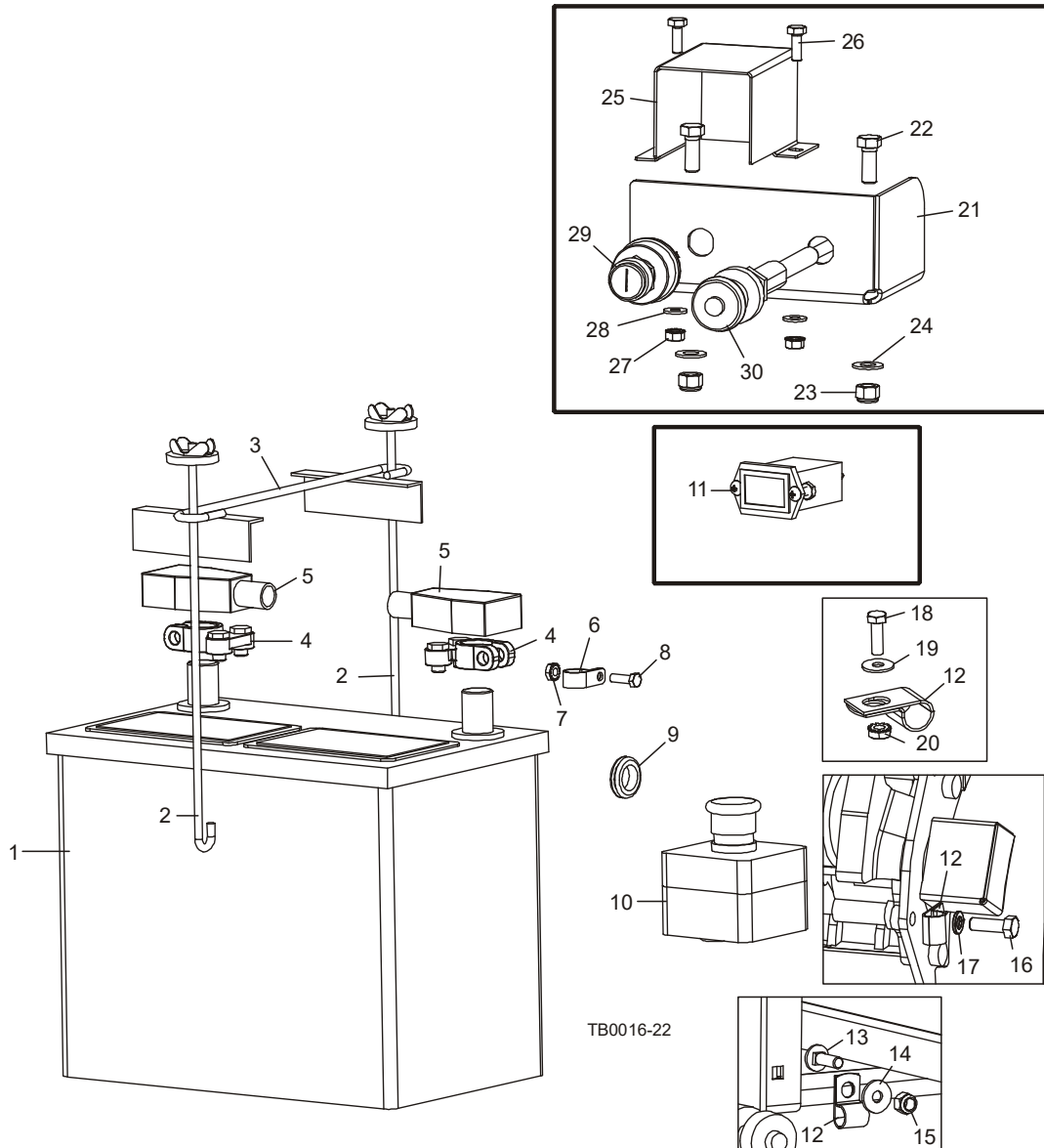
REF	PART #	DESCRIPTION	COMMENTS	QTY.
14	038207	GUARD, FRONT D22		1
15	038103	COVER, BELT		1
16	F05011-11	WASHER, 1/4" SAE FLAT		4
17	F05011-14	WASHER, 1/4" SPLIT LOCK		4
18	F05005-82	BOLT, 1/4-20 X 5 1/2" HEX HEAD GRADE 5		4
	038220	BELT, 3/3VX900 (NOT SHOWN)	Use 3/3VX900 Belt 038220 for Rev. A3.00+. Use 2BX90 Belt 012974 for all previous revisions.	1
	012974	BELT, 2BX90 DRIVE (NOT SHOWN)		1

## 6.24 Coolant Tank (ED22/ED26 Only)



REF	PART #	DESCRIPTION	COMMENTS	QTY.
1	028558	COOLANT TANK, KUBOTA		1
2	F05007-7	SCREW, 3/8-16 X 1" HEX HEAD CAP		2
3	F05011-3	WASHER, 3/8" FLAT SAE		2
4	F05010-10	NUT, 3/8-16 HEX NYLON LOCK		2

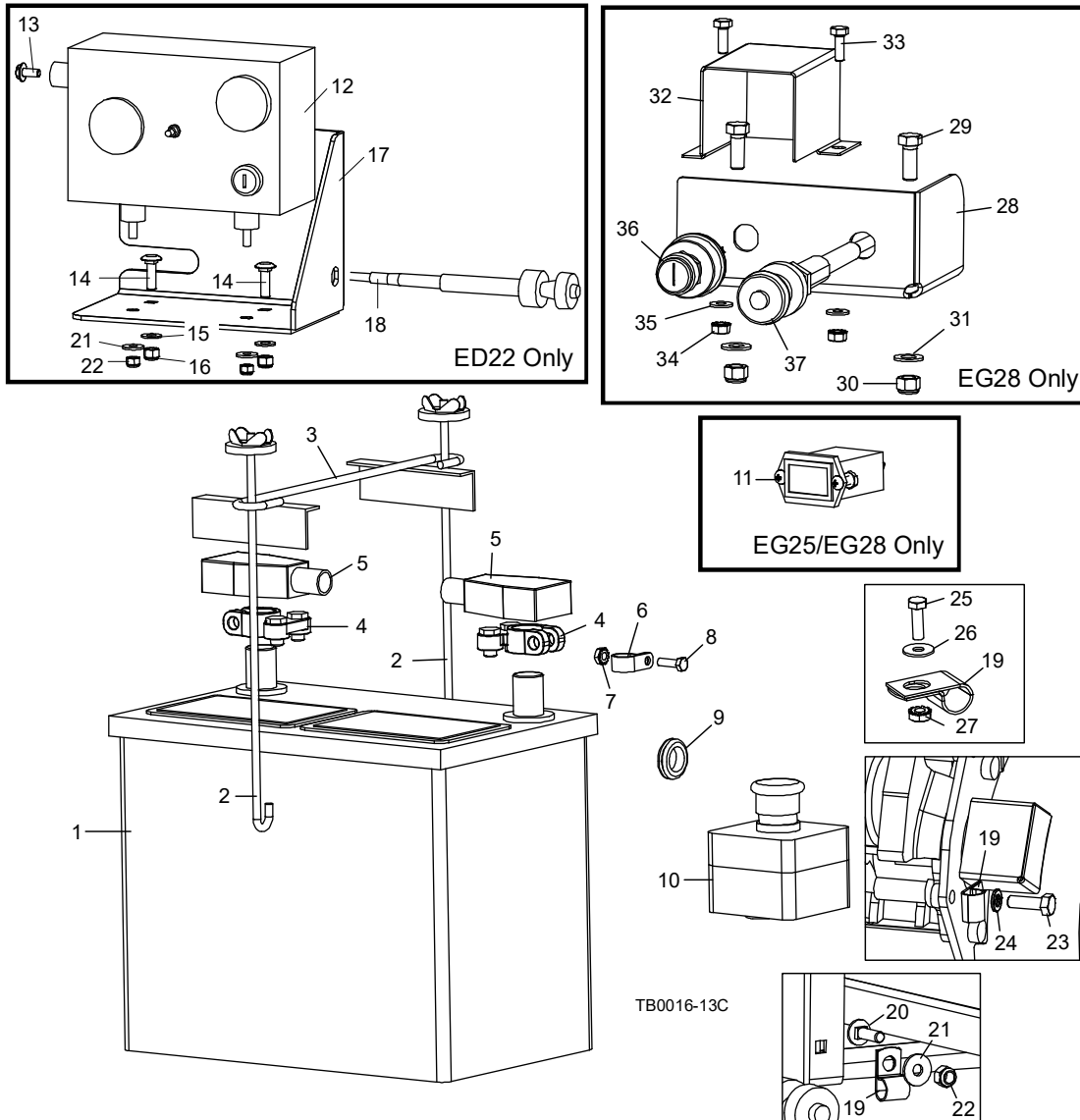
## 6.25 Battery, Hour Meter & E-Stop (EG200G26 (G28) Only)



REF	PART #	DESCRIPTION	COMMENTS	QTY.
1	028004	BATTERY, DEKA 12V 526MF 540CCA 665CA		1
2	038163	BOLT, BATTERY HOLD-DOWN		2
3	038162	BRACKET, BATTERY HOLD-DOWN		1
4	P05085	CLAMP, BATTERY TERMINAL		2
5	P11946	BOOT, RUBBER BATTERY TERMINAL		2
6	F05114-1	CLAMP, 1/2" PLASTIC CABLE		2
7	F05010-14	NUT, #10-24 HEX SELF-LOCKING		2
8	F05004-18	BOLT, #10-24 X 5/8" HEX HEAD		2
9	P11764	GROMMET, 5/8" RUBBER		4
10	024575	SWITCH ASSEMBLY, EMERGENCY STOP		1
11	015401	METER, RECTANGLE-MOUNT HOUR		1
	061173	Switch, Murphy 518PH12V		1
12	P07584	CLAMP, 1/2" COATED EMT		3
13	F05006-9	BOLT, 5/16-18 X 1" CARRIAGE HEAD STAIN-LESS STEEL		1

REF	PART #	DESCRIPTION	COMMENTS	QTY.
14	F05011-16	WASHER, 5/16" STANDARD FLAT		3
15	F05010-58	NUT, 5/16-18 HEX NYLON LOCK		3
16	F05004-40	BOLT, M8 X 125MM X 1" HEX HEAD		1
17	F05011-13	WASHER, 5/16" SPLIT LOCK		1
18	F05004-18	BOLT, #10-24 X 5/8" HEX HEAD		1
19	F05011-18	WASHER, #10 SAE FLAT		1
20	F05010-14	NUT, #10-24 HEX SELF-LOCKING		1
	047710	CONTROL ASSEMBLY, G28 EDGER KEY/THROTTLE		1
21	047711	Plate, Electric Box Front		1
22	F05007-87	Bolt, 3/8-16 x 1" Hex Head Grade 5		2
23	F05010-10	Nut, 3/8-16 Hex Nylon Lock		2
24	F05011-3	Washer, 3/8" SAE Flat		2
25	014199	Box, Diesel Relay		1
26	F05005-129	Bolt, 1/4-20 x 3/4" Hex Head		2
27	F05010-9	Nut, 1/4-20 Keps		2
28	F05011-11	Washer, 1/4 SAE Flat		2
29	P04350	Switch, Key		1
30	047726	Cable, Throttle		1
	069538	HARNESS ASSEMBLY, EG200G28 KEY SWITCH	Not shown	1
	069539	HARNESS ASSEMBLY, EG200G28 E-STOP		1
	024718	HARNESS ASSEMBLY, ENGINE TO BATTERY		1
	069537	HARNESS ASSEMBLY, EG200G28 HOUR METER		1
	069541	CONNECTOR ASSEMBLY, EG200G28 ENGINE		1

### 6.26 Battery, Hour Meter & E-Stop (ED22/EG25/EG200G26 (G28)/EG28 Only)



TB0016-13C

REF	PART #	DESCRIPTION	COMMENTS	QTY.
1	028004	BATTERY, DEKA 12V 526MF 540CCA 665CA G25/G26/G28 ONLY	Replaced P09725-1 12V 524FMF Battery (5/15).	1
	P12315	BATTERY, 122V 8800MF (DRY) D22 ONLY		1
2	038163	BOLT, BATTERY HOLD-DOWN		2
3	038162	BRACKET, BATTERY HOLD-DOWN		1
4	P05085	CLAMP, BATTERY TERMINAL		2
5	P11946	BOOT, RUBBER BATTERY TERMINAL		2
6	F05114-1	CLAMP, 1/2" PLASTIC CABLE		2
7	F05010-14	NUT, #10-24 HEX SELF-LOCKING		2
8	F05004-18	BOLT, #10-24 X 5/8" HEX HEAD		2
9	P11764	GROMMET, 5/8" RUBBER		4
10	024575	SWITCH ASSEMBLY, EMERGENCY STOP		1
11	015401	METER, RECTANGLE-MOUNT HOUR G25/G28 ONLY		1
	038224	PLATE, HOUR METER COVER D22 ONLY (NOT SHOWN)		1



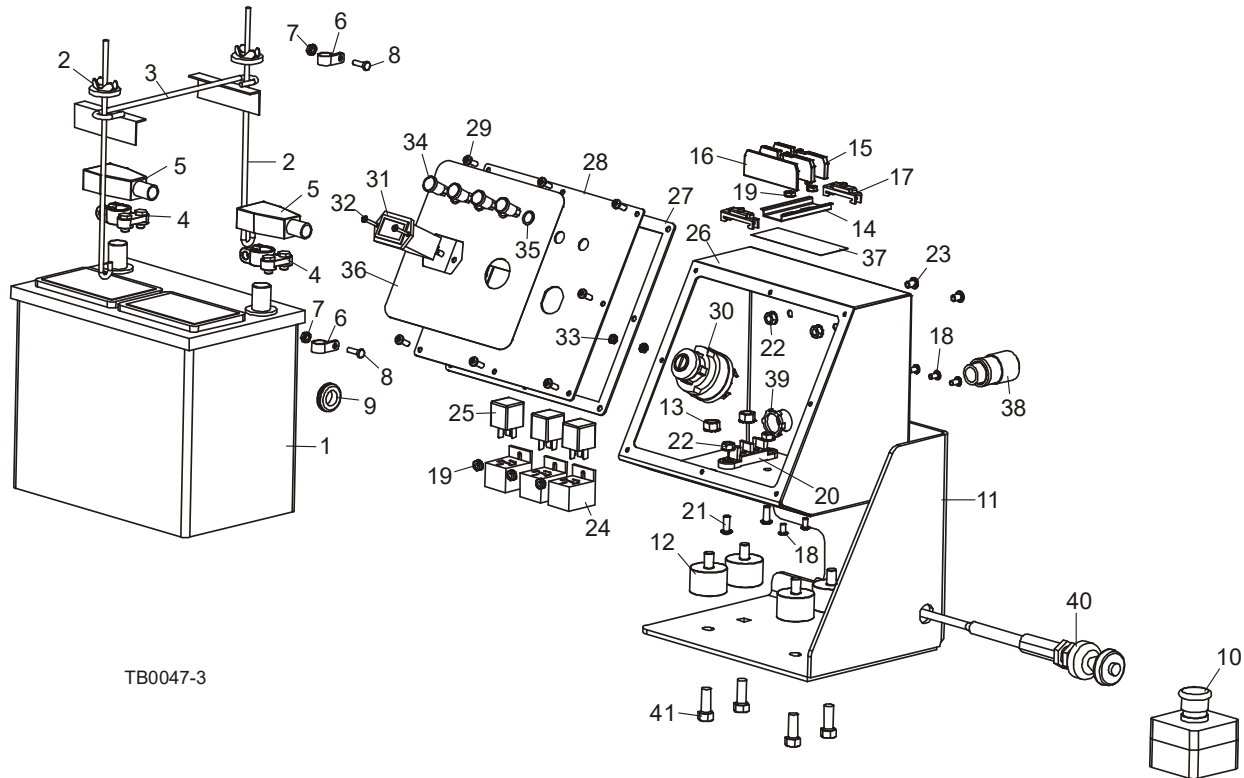
REF	PART #	DESCRIPTION	COMMENTS	QTY.
12	038223	<b>CONTROL BOX, D22 EDGER D22 ONLY</b>		1
	024378	Key Switch, Kubota Diesel		1
	061173	Switch, Murphy 518PH12V		1
13	F05006-1	<b>BOLT, 5/16-18 X 1" HEX HEAD D22 ONLY</b>		1
14	F05007-11	<b>BOLT, 3/8-16 X 1 1/4" CARRIAGE D22 ONLY</b>		2
15	F05011-3	<b>WASHER, 3/8" FLAT SAE D22 ONLY</b>		2
16	F05010-10	<b>NUT, 3/8-16 HEX NYLON LOCK D22 ONLY</b>		2
17	038221	<b>TRAY, CONTROL BOX D22 ONLY</b>		1
18	038222	<b>CABLE, D22 THROTTLE D22 ONLY</b>		1
19	P07584	<b>CLAMP, 1/2" COATED EMT</b>		3
20	F05006-9	<b>BOLT, 5/16-18 X 1" CARRIAGE HEAD STAIN- LESS STEEL</b>		1
21	F05011-16	<b>WASHER, 5/16" STANDARD FLAT</b>		3
22	F05010-58	<b>NUT, 5/16-18 HEX NYLON LOCK</b>		3
23	F05004-40	<b>BOLT, M8 X 125MM X 1" HEX HEAD</b>		1
24	F05011-13	<b>WASHER, 5/16" SPLIT LOCK</b>		1
25	F05004-18	<b>BOLT, #10-24 X 5/8" HEX HEAD</b>		1
26	F05011-18	<b>WASHER, #10 SAE FLAT</b>		1
27	F05010-14	<b>NUT, #10-24 HEX SELF-LOCKING</b>		1
	038224	<b>COVER, HOUR METER D22 ONLY</b>		1
	047710	<b>CONTROL ASSEMBLY, G28 EDGER KEY/THROTTLE</b>		1
28	047711	Plate, Electric Box Front		1
29	F05007-87	Bolt, 3/8-16 x 1" Hex Head Grade 5		2
30	F05010-10	Nut, 3/8-16 Hex Nylon Lock		2
31	F05011-3	Washer, 3/8" SAE Flat		2
32	014199	Box, Diesel Relay		1
33	F05005-129	Bolt, 1/4-20 x 3/4" Hex Head		2
34	F05010-9	Nut, 1/4-20 Keps		2
35	F05011-11	Washer, 1/4 SAE Flat		2
36	P04350	Switch, Key		1
37	047726	Cable, Throttle		1
<b>Elec- trical Har- nesse s (Not Ilus- trated )</b>				
	069538	<b>HARNESS ASSEMBLY, EG200G28/G28 KEY SWITCH</b>	069538 harness assembly replaced 051972, 069539 replaced 051974, 069537 replaced 051971 (Rev. A8.00)	1
	051973	<b>HARNESS ASSEMBLY, G28 FUEL PUMP GROUND</b>		1
	024574	<b>HARNESS ASSEMBLY, D22/G25 E-STOP</b>		1
	069539 <sup>1</sup>	<b>HARNESS ASSEMBLY, EG200G28/G28 E-STOP</b>		1
	024718	<b>HARNESS ASSEMBLY, D22/G25/G28 ENGINE TO BATTERY</b>	Replaces 024572 originally sup- plied prior to Rev. A2.01 -- dupli- cate part numbers.	1
	024580	<b>HARNESS ASSEMBLY, G25 HOUR METER</b>		1

**6****Replacement Parts***Battery, Hour Meter & E-Stop (ED22/EG25/EG200G26 (G28)/EG28 Only)*

---

REF	PART #	DESCRIPTION	COMMENTS	QTY.
	069537 <sup>1</sup>	HARNESS ASSEMBLY, EG200G28/G28 HOUR METER		1
	069541	CONNECTOR ASSEMBLY, EG200G28 ENGINE		1

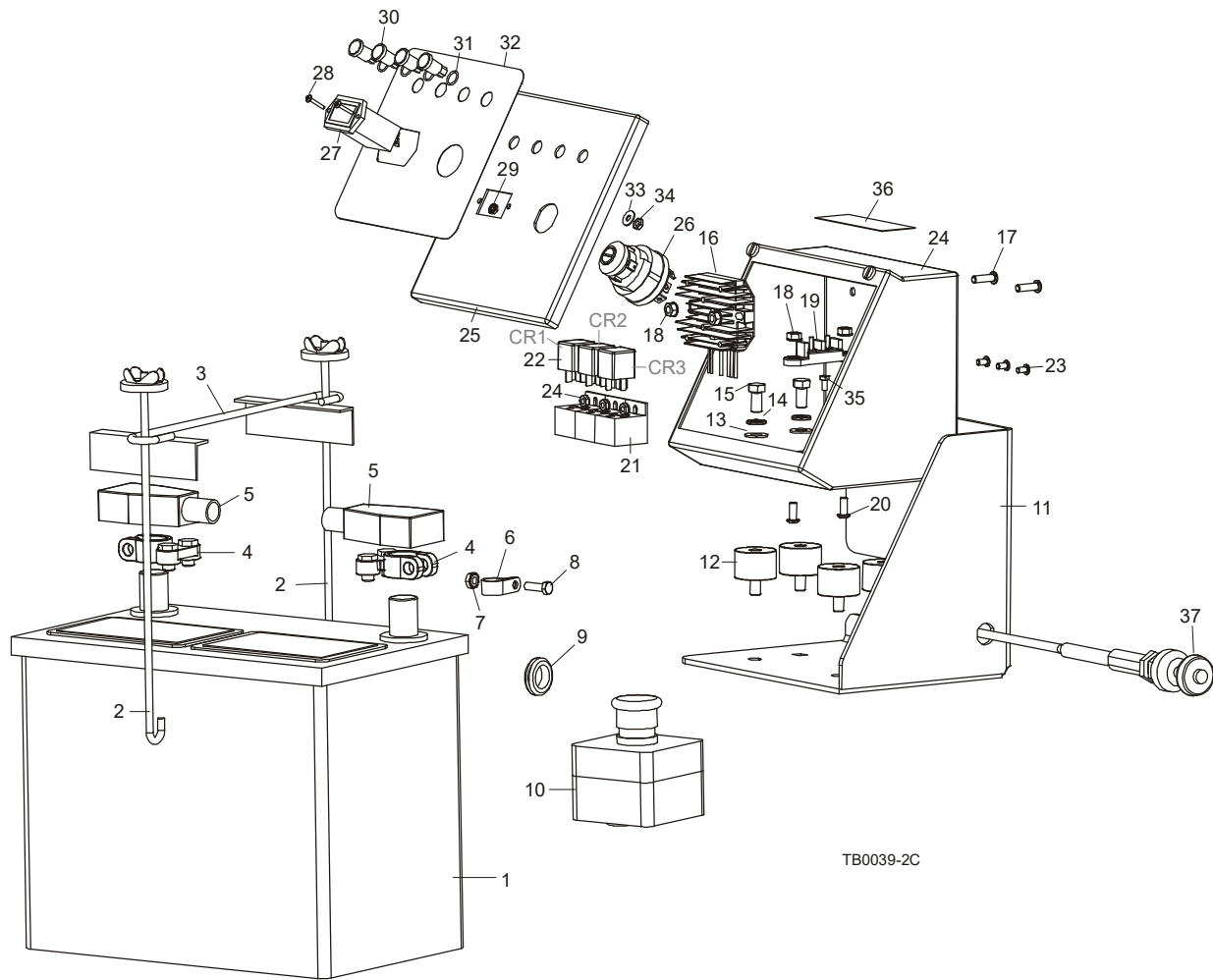
## 6.27 Battery, Hour Meter & E-Stop (EG200D21/ED21 Only)



REF	PART #	DESCRIPTION	COMMENTS	QTY.
1	P12315	BATTERY, DEKA 12V, 24M77 800CCA 1000CA		1
2	038163	BOLT, BATTERY HOLD-DOWN		2
3	038162	BRACKET, BATTERY HOLD-DOWN		1
4	P05085	CLAMP, BATTERY TERMINAL		2
5	P11946	BOOT, RUBBER BATTERY TERMINAL		2
6	F05114-1	CLAMP, 1/2" PLASTIC CABLE		2
7	F05010-14	NUT, #10-24 HEX SELF-LOCKING		2
8	F05004-18	BOLT, #10-24 X 5/8" HEX HEAD		2
9	P11764	GROMMET, 5/8" RUBBER		4
10	024575	SWITCH ASSEMBLY, EMERGENCY STOP		1
	038224	PLATE, HOUR METER COVER (NOT SHOWN)		1
11	038221	TRAY, CONTROL BOX		1
	053219	CONTROL ASSEMBLY, D21 EDGER		1
12	028217	Bushing, Rubber		4
13	F05010-19	Nut, 3/8-16 Self-Locking Hex		4
14	024474-2_75	DIN Rail, 35mm x 7.5mm x 2.75" Steel		1
15	052244	Terminal Block, 4 Position Common		2
16	052243	End Cap, 4 Position Terminal Block		1
17	E22707	Clamp, DIN Rail		2
	E05619-131	Resistor, 130ohm 2W		2
18	F05004-218	Screw, #10-24 x 3/8" Button Socket Head Stainless		5
19	F05010-14	Nut, #10-24 Self-Locking Hex		5
20	052159	Terminal Block, 2 #10 Studs		1

REF	PART #	DESCRIPTION	COMMENTS	QTY.
21	F05005-128	Bolt, 1/4-20 x 5/8" Button Socket Head Stainless Steel		2
22	F05010-9	Nut, 1/4-20 Self-Locking Hex		4
23	F05005-62	Screw, 1/4-20 x 3/8" Button Socket Head		5
24	050033	Socket, Relay Plug		3
25	051335	Relay, ISO 12V Coil w/Diode		3
26	006331	Box Weldment, Edger Control		1
27	006353	Gasket, 8 1/4" x 9 1/8" Control Panel		1
28	006336	Plate, Edger Control Panel		1
29	F05015-17	Screw, #10-24 x 1/2" Phillips Pan Head Type 23		8
30	024378	Key Switch, Kubota Diesel		1
31	015401	Hour Meter, Rectangle Mount		1
32	F05004-93	Screw, #6-32 x 3/4" Button Socket Head Stainless Steel		2
33	F05010-59	Nut, #6-32 Self-Locking Hex		2
34	E20482	Light, Red 12V .187" Tabs		4
35	050369	O-Ring, 3/8" Dia. Neoprene		4
36	052149	Decal, Diesel Edger Control		1
	052164	Fuseholder, ATO 12AWG Radial Leads		1
	024150-40	Fuse, 40A ATO Blade (Orange)		1
37	015814	Decal, Glow Plug Operation		1
38	053220	Harness Assembly, D21 Edger		1
39	E20461	Nut, 1/2" NPT Connector Lock		1
40	047726	<b>CABLE, THROTTLE</b>		1
	052212	<b>HARNESS ASSEMBLY, D21/D26 E-STOP</b>		1
	065839	<b>HARNESS ASSEMBLY, ENGINE TO BATTERY</b>	Replaced 024718 Engine to Battery Harness Assembly (Rev. A8.01).	1

## 6.28 Battery, Hour Meter & E-Stop (EG200D26/ED26 Only)

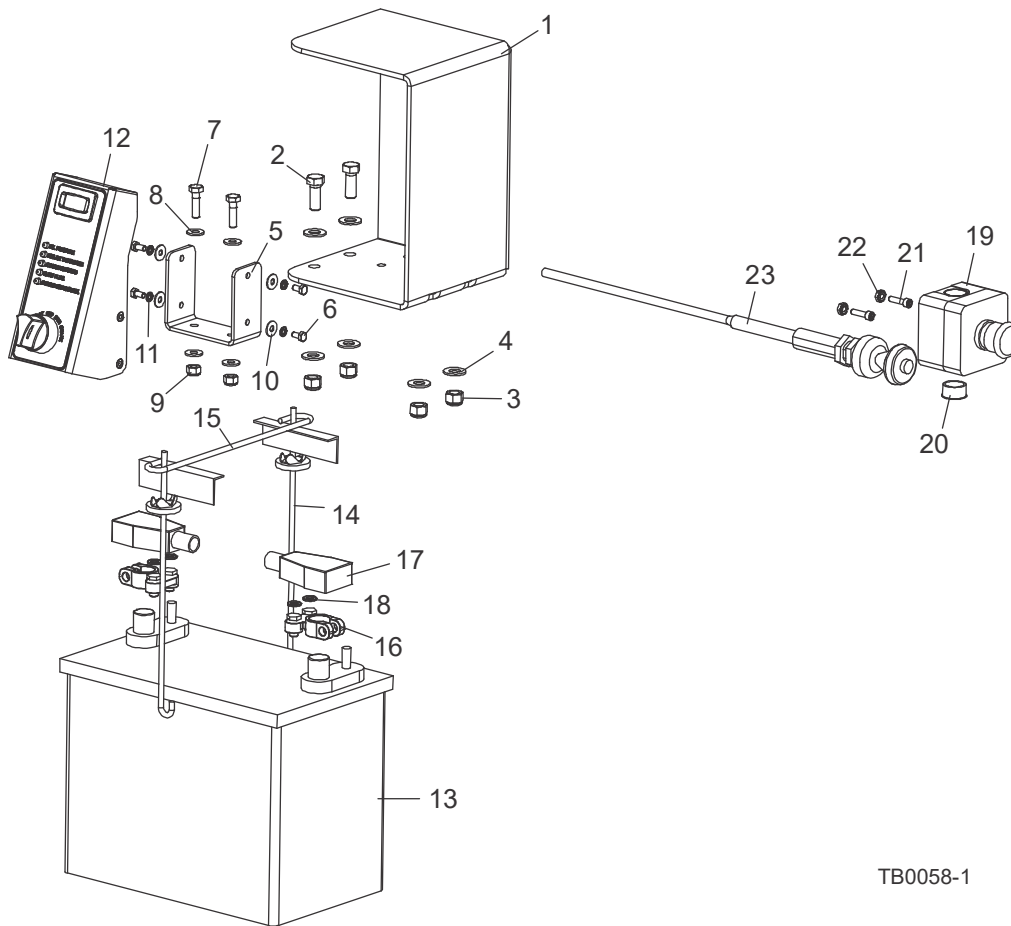


TB0039-2C

REF	PART #	DESCRIPTION	COMMENTS	QTY.
1	P12315	BATTERY, DEKA 12V, 24M77 800CCA 1000CA		1
2	038163	BOLT, BATTERY HOLD-DOWN		2
3	038162	BRACKET, BATTERY HOLD-DOWN		1
4	P05085	CLAMP, BATTERY TERMINAL		2
5	P11946	BOOT, RUBBER BATTERY TERMINAL		2
6	F05114-1	CLAMP, 1/2" PLASTIC CABLE		2
7	F05010-14	NUT, #10-24 HEX SELF-LOCKING		2
8	F05004-18	BOLT, #10-24 X 5/8" HEX HEAD		2
9	P11764	GROMMET, 5/8" RUBBER		4
10	024575	SWITCH ASSEMBLY, EMERGENCY STOP		1
	038224	PLATE, HOUR METER COVER (NOT SHOWN)		1
11	038221	TRAY, CONTROL BOX		1
	052158	CONTROL ASSEMBLY, D26 EDGER		1
12	028217	Bushing, Rubber		4
13	F05011-3	Washer, 3/8" SAE Flat		4
14	F05011-4	Washer, 3/8" Split Lock		4
15	F05007-27	Bolt, 3/8-16 x 3/4" Hex Head		4
	052157	Harness Assembly, D26 Edger		1

REF	PART #	DESCRIPTION	COMMENTS	QTY.
16	N/A	Regulator, Caterpillar Diesel Engine (Relocated from engine)		1
17	F05005-169	Bolt, 1/4-20 x 7/8" Button Socket Head Stainless Steel		2
18	F05010-9	Nut, 1/4-20 Self-Locking Hex		4
19	052159	Terminal Block, 2 #10 Studs		1
20	F05005-128	Bolt, 1/4-20 x 5/8" Button Socket Head Stainless Steel		2
21	050033	Socket, Relay Plug		3
22	051335	Relay, ISO 12V Coil w/Diode		3
23	F05004-218	Bolt, #10-24 x 3/8" Button Socket Head Stainless Steel		3
24	F05010-14	Nut, #10-24 Self-Locking Hex		3
25	038270	Box, Electrical Control w/Lid		1
26	024378	Key Switch, Kubota Diesel		1
27	015401	Hour Meter, Rectangle Mount		1
28	F05004-93	Screw, #6-32 x 3/4" Button Socket Head Stainless Steel		2
29	F05010-59	Nut, #6-32 Self-Locking Hex		2
30	E20482	Light, Red 12V .187" Tabs		4
31	050369	O-Ring, 3/8" Dia. Neoprene		4
32	052149	Decal, ED26 Control		1
	052164	Fuseholder, ATO 12AWG Radial Leads		1
	024150-40	Fuse, 40A ATO Blade (Orange)		1
33	F05011-18	Washer, #10 SAE Flat		1
34	F05010-27	Nut, #10-32 Hex		1
35	F05004-122	Screw, #10-32 x 3/8" Hex Head Machine		1
36	015814	Decal, Glow Plug Operation		1
37	047726	<b>CABLE, THROTTLE</b>		1
	052212	<b>HARNES ASSEMBLY, D21/D26 E-STOP</b>		1
	024718	<b>HARNES ASSEMBLY, ENGINE TO BATTERY</b>		1

## 6.29 Battery, Control & E-Stop (EG200D24 Only)



TB0058-1

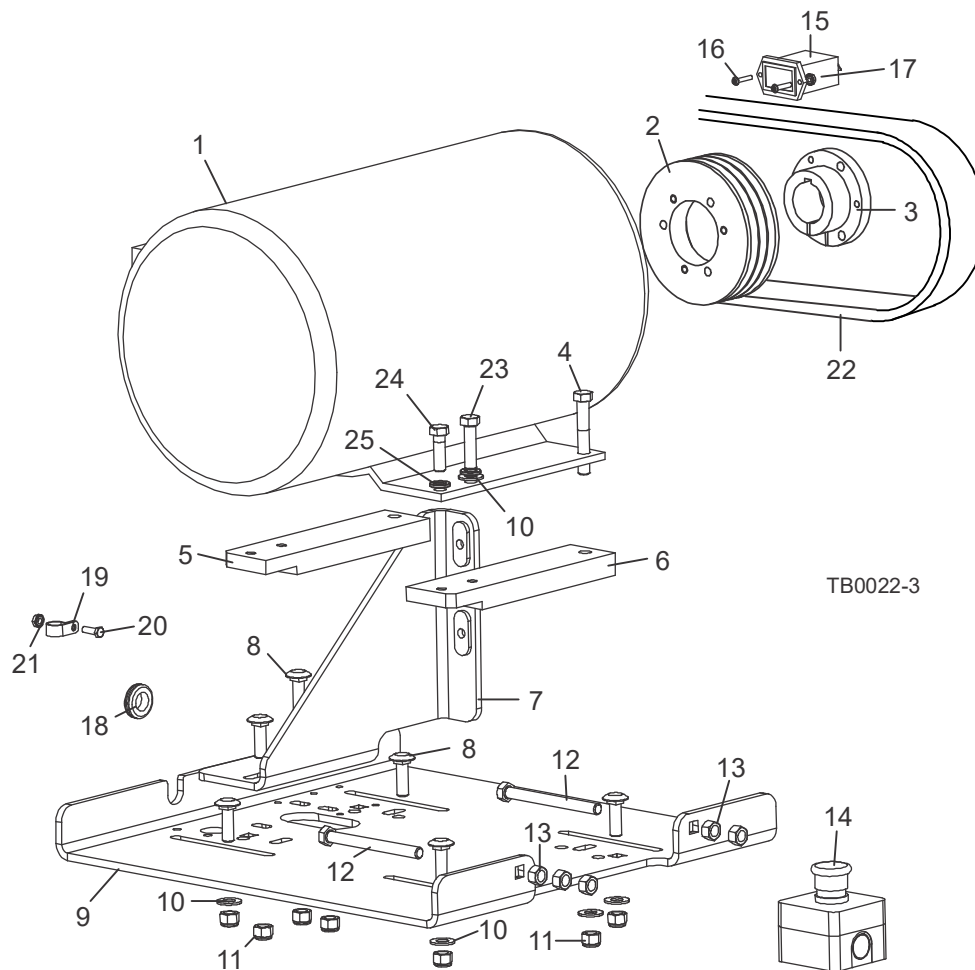
REF	PART #	DESCRIPTION	COMMENTS	QTY.
	074936	<b>CONTROL ASSEMBLY, EG200D24 KEY SWITCH</b>		1
1	074935	Plate, EG200D24 Key Switch/Control Mount		1
2	F05007-87	Bolt, 3/8-16x1 Hex Head Grade 5		4
3	F05010-10	Nut, 3/8-16 Hex Nyloc		4
4	F05011-3	Washer, 3/8 Flat SAE		8
	074933	Panel Assembly, D24 Key Switch/Control		1
5	074797	Plate, D24 Key Switch/Control Mount		1
6	F05004-60	Bolt, #10-32x1/2 Hex Head		4
7	F05005-101	Bolt, 1/4-20x1 Hex Head Grade 5		2
8	F05010-69	Nut, 1/4-20 Nylock		2
9	F05011-11	Washer, 1/4 SAE Flat		4
10	F05011-18	Washer, #10 SAE Flat		4
11	F05011-20	Washer, #10 Split Lock		4
12	074934	Control, D24 Key Switch		1
	074925	<b>BATTERY ASSEMBLY, EG200 DIESEL ENGINE</b>		1
13	P12315	Battery, Deka 12V, 24M77 800CCA 1000CA		1
14	038163	Bolt, Battery Hold-Down		2
15	038162	Bracket, Battery Hold-Down		1
16	P05085	Clamp, Battery Terminal		2
17	P11946	Boot, Rubber Battery Terminal		2
18	F05011-14	Washer, 1/4 Split Lock		4

**6 Replacement Parts**  
*Battery, Control & E-Stop (EG200D24 Only)*

REF	PART #	DESCRIPTION	COMMENTS	QTY.
	065839	Harness Assy, EG200D21 Battery To Engine		1
	074944	<b>BOX ASSEMBLY, EG200 E-STOP</b>		1
<b>19</b>	052999	E-Stop Box, 40mm Oper-10A NC		1
<b>20</b>	P04137	Grommet, 5/8 Wire		1
<b>21</b>	F05004-194	<b>SCREW, #10-24X3/4 SHC BO</b>		2
<b>22</b>	F05010-14	<b>NUT, #10-24 KEPS</b>		2
<b>23</b>	047726	<b>CABLE, THROTTLE</b>		1
	074959	<b>EXTENSION, D24 YANMAR 6' WIRING HAR- NESS</b>		1
	052212	<b>CABLE ASSEMBLY, D21/D24/D26 E-STOP</b>		1



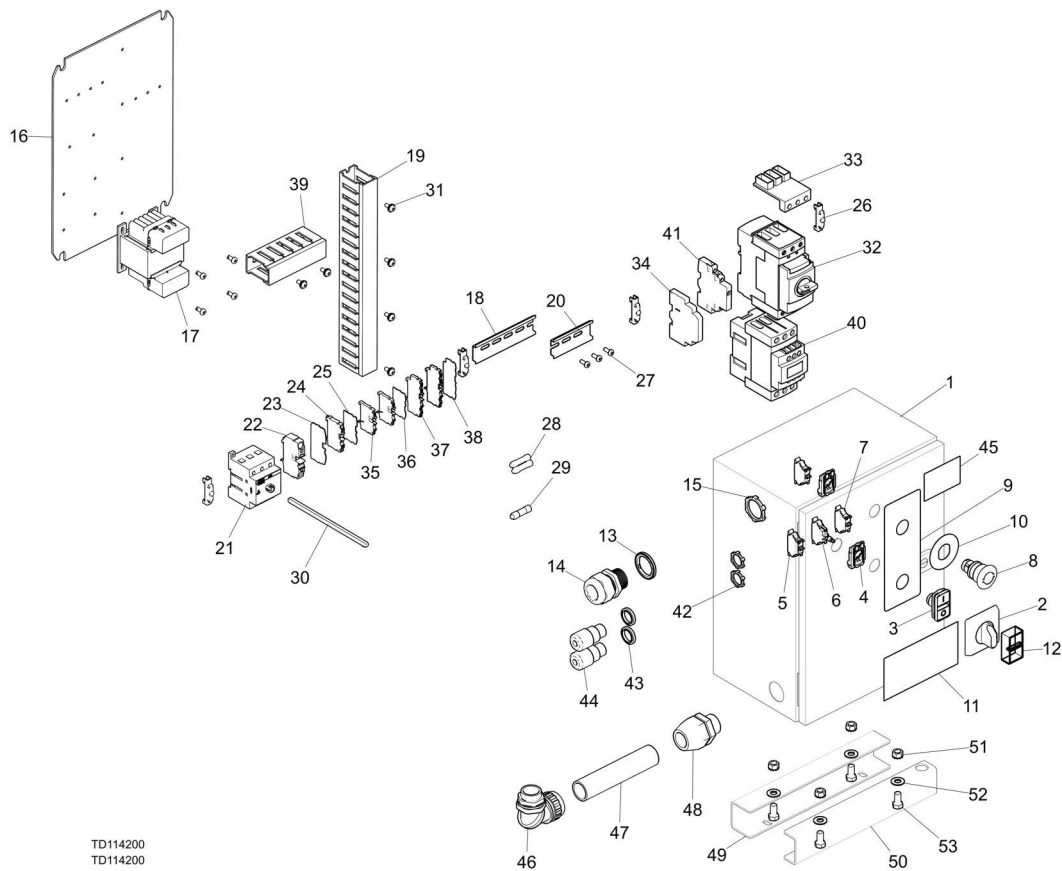
### 6.30 Motor, Hour Meter & E-Stop (EG200EC15/EE15/EE15-C Only)



REF	PART #	DESCRIPTION	COMMENTS	QTY.
1	130000	MOTOR, 15HP 3-PHASE 60 HZ 3530RPM (EE15)	Use 15HP Motor A22902 for service. (074780 replaced P11813 (Rev. B1.00): 30000 replaced 074780 (Rev.B2.06).	1
	P12552	MOTOR, 15HP 3-PHASE 60 HZ 3450RPM 575V	Use A22902-575 for service.	1
2	038218	SHEAVE, 3V4.75 X 3 SDS	Use 3V4.75 x 3 SDS Sheave 038218 for Rev. A3.00+. Use 2B60 SDS Sheave 038060 for all previous revisions.	1
	038060 <sup>3</sup>	SHEAVE, SB60 SDS		1
3	119076	BUSHING, 1 3/8" SDS		1
4	F05007-125	BOLT, 3/8-16X2 1/2 HH GR5		2
5	079886	SPACER, 3/4X2X8, LEFT	079886 and 079887 Spacer Blocks replace (2) 038160 Spacer (rev. B2.05).	1
6	079887	SPACER, 3/4X2X8, RIGHT		1
7	038164	BRACKET WELDMENT, EE15 BELT GUARD		1
8	F05007-11	BOLT, 3/8-16 X 1 1/4" CARRIAGE HEAD		7
9	038068	PLATE, MOTOR MOUNT		1
10	F05011-3	WASHER, 3/8" SAE FLAT		8
11	F05010-10	NUT, 3/8-16 HEX NYLON LOCK		11

REF	PART #	DESCRIPTION	COMMENTS	QTY.
12	F05007-92	<b>BOLT, 3/8-16 X 4" HEX HEAD FULL THREAD GRADE 5</b>		2
13	F05010-1	<b>NUT, 3/8-16 HEX</b>		5
14	024575	<b>SWITCH ASSEMBLY, EMERGENCY STOP</b>		1
15	024586	<b>METER, 115V 50/60 HZ RECTANGLE-MOUNT HOUR</b>		1
16	F05004-93	<b>SCREW, #6-32 X 3/4" SOCKET BUTTON HEAD</b>		2
17	F05010-59	<b>NUT, #6-32 HEX SELF-LOCKING</b>		2
18	P11764	<b>GROMMET, 5/8" RUBBER</b>		4
19	F05114-1	<b>CLAMP, 1/2" PLASTIC CABLE</b>		2
20	F05004-18	<b>BOLT, #10-24 X 5/8" HEX HEAD</b>		2
21	F05010-14	<b>NUT, #10-24 HEX SELF-LOCKING</b>		2
22	038220	<b>BELT, 3/3VX900</b>	Use 3/3VX900 Belt 038220 for Rev. A3.00+. Use 2BX90 Belt 012974 for all previous revisions.	1
	012974	<b>BELT, 2BX90 'V'</b>		1
23	F05007-17	<b>BOLT, 3/8-16X1 1/2 FT HH</b>		2
24	F05007-2	<b>SCREW, 3/8-16X1 1/4 HHC</b>		2
25	F05011-4	<b>WASHER, 3/8 SPLIT LOCK</b>		4
	F05006-101	<b>BOLT, 5/16-18 X 3/4" HEX WASHER HEAD</b>		2

### 6.31 Control Assy (EG200EC15)



TD114200  
TD114200

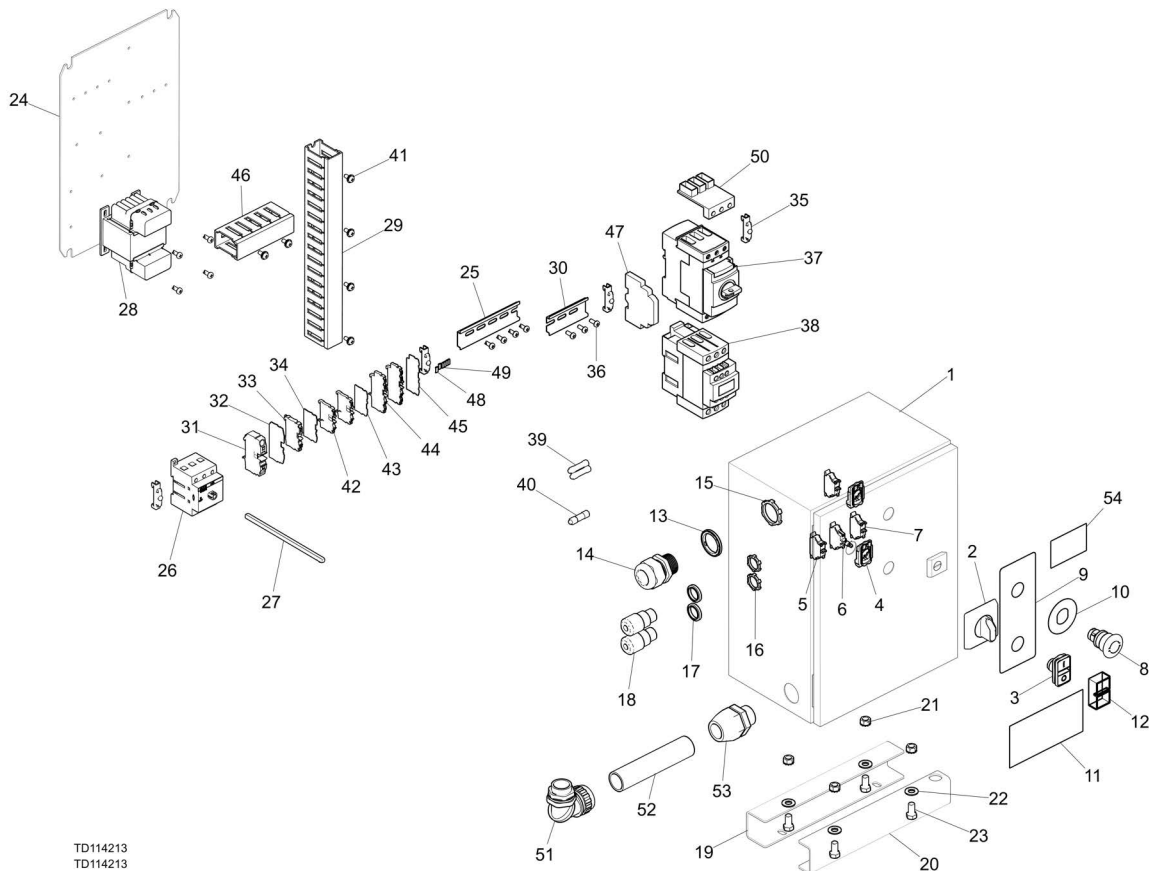
REF	PART #	DESCRIPTION	COMMENTS	QTY.
	114200	Control Box, EG200EC15 480V 3PH		1
1	114204	Enclosure, Elec. Control EG200E		1
2	050883-1	Handle, Disconnect RED/YEL 6mm Shaft		1
3	068909	Push Button, Grn/Red Marked Flush		1
	068950	Collar, Mount 1NC ZB5		2
4	068951	Switch Collar, Mount ZB5		2
5	068921	Contact Block, NC ZB5		2
6	068910	Light Module, Green ZB5		1
7	068920	Contact Block, NO ZB5		1
8	068940	Push-Button, Mshrm Mntnd Red TrnRI ZB5		1
9	114203	Decal, EG200E Control		1
10	050992	Legend, E-Stop, Round Yellow		1
11	S20061	Decal, Electrical Danger		1
12	052501	Boot, Clear Sealing ZB Sw		1
13	053734	Ring, 1" Sealing		1
14	069861	Connector, 1" NPT 0.59-1.00		1
15	053735	Nut, 1" NPT Connector Lock Sealing		1
	114202	Panel Assembly, Insert EG200EC15 240/480VAC 3PH		1
16	114201	Panel, Control Insert EG200		1
17	114026	Transformer, 100VA 208/240/480 -24		1
18	024474-5	DIN RAIL, 35MMX7.5MMX5IN STEEL SYM		1

# 6 Replacement Parts

Control Assy (EG200EC15)

REF	PART #	DESCRIPTION	COMMENTS	QTY.
19	024472-14	Cable Duct, 2H x 1W x14L Open Slot Gry		1
20	024474-3_25	DIN RAIL, 35MMX7.5MMX3.25IN STEEL SYM		1
21	050881-1	Disconnect, 63A 600V 3P 6mm Shaft		1
22	068111	Terminal Block, 2 Pos 16mm GND Clamp		1
23	068112	Terminal Block, 2Pos 16mm End Plate		1
24	068107	Terminal Block, 2Pos 4mm GND Clamp		1
25	068108	Terminal Block, 2Pos 4mm End Plate		1
26	E22707	Clamp, Metal Din Rail		4
27	F05015-17	Bolt, #10-24x1/2 PH		7
28	P03151	Fuse, 4/10A 600V KLDR Class CC		2
29	052454	Fuse, 3A 600V KLDR Class CC		1
30	051673-1_7	Shaft, Disconnect 7in		1
31	F05004-186	Screw, #10-24x1/2 Phil >		6
32	073503	Motor Starter, 50A Manual		1
33	078510	Motor Protector, GV3 Line Phase Cover		1
34	068199	Motor Protector, Aux Contacts 1NO 1NC		1
35	068100	Terminal Block, 2Pos 1.5mm Clamp		2
36	068102	Terminal Block, 2Pos 1.5mm End Plate		1
37	068103	Terminal Block, 4Pos 1.5mm Com Clamp		2
38	068105	Terminal Block, 4Pos 1.5mm End Plate		1
39	024472-4_75	Cable Duct, 2H x 1W x 4.75L Open Slot Gry		1
40	502686	Contactor, LC1 D50 B7		1
41	073509	Auxillary Contact, GVAM11 Short Circuit		1
42	E20461	Nut, 1/2 npt Connector Lock		2
43	E20460	Ring, 1/2 Sealing		2
44	E23492	Connector, 1/2 .125-.375 Portable Cord		2
45	114205-NPLBL	Label, EG200EC15 Electric Nameplate		1
	114206	Harness, EG200EC Motor		1
46	024695_90	Connector, 1" Swivel Liquidtite		1
47	R01627_6	Conduit, 1" Diameter Maxiflex Black		1
48	E20444	Connector, 1 Nylon		1
49	114210	Bracket, Rear Mounting EG200		1
50	114211	Bracket, Front Mounting EG200		1
51	F05010-19	Nut, 3/8-16 Keps		4
52	F05011-3	Washer, 3/8 Flat SAE		4
53	F05007-27	Bolt, 3/8-16x3/4 HH Gr2		4

### 6.32 Control Assy (EG200EB15)



TD114213  
TD114213

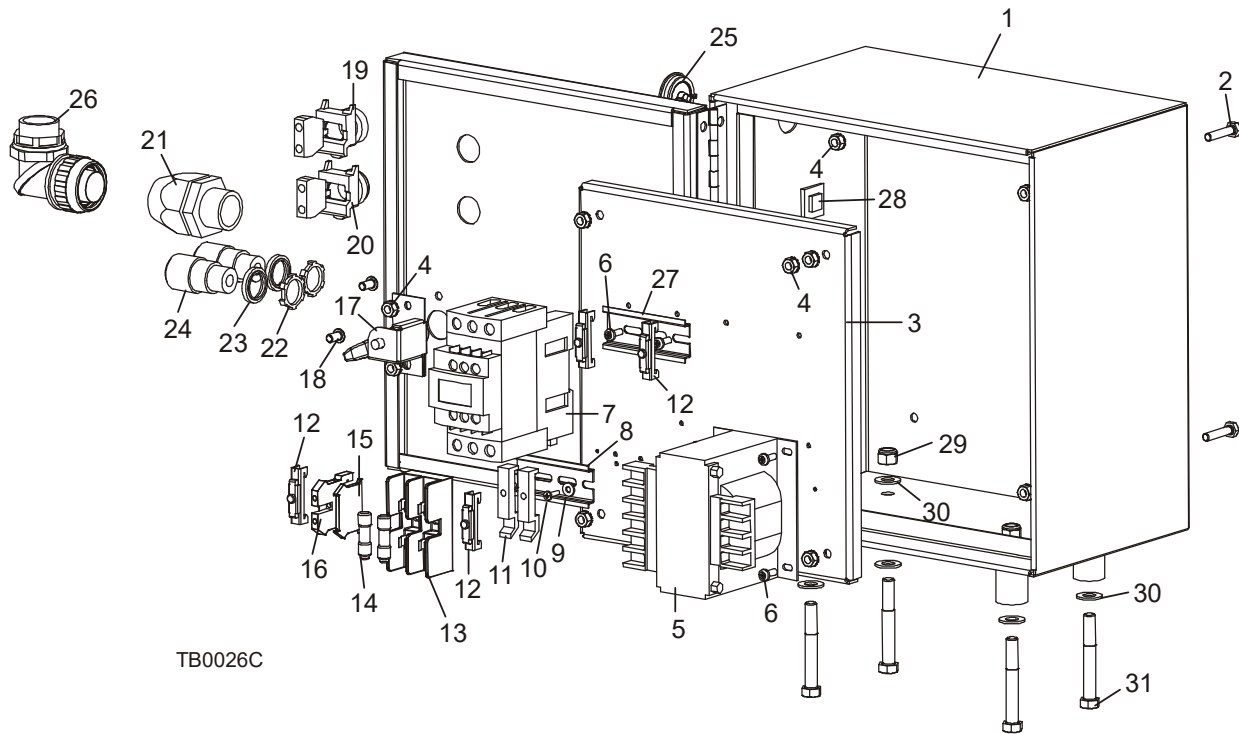
REF	PART #	DESCRIPTION	COMMENTS	QTY.
	114213	Control Box, EG200EB15 240V 3PH		1
1	114204	Enclosure, Elec. Control EG200E		1
2	050883-1	Handle, Disconnect RED/YEL 6mm Shaft		1
3	068909	Push Button, Grn/Red Marked Flush		1
	068950	Collar, Mount 1NC ZB5		2
4	068951	Switch Collar, Mount ZB5		2
5	068921	Contact Block, NC ZB5		2
6	068910	Light Module, Green ZB5		1
7	068920	Contact Block, NO ZB5		1
8	068940	Push-Button, Mshrm Mntnd Red TrnRI ZB5		1
9	114203	Decal, EG200E Control		1
10	050992	Legend, E-Stop, Round Yellow		1
11	S20061	Decal, Electrical Danger		1
12	052501	Boot, Clear Sealing ZB Sw		1
13	053734	Ring, 1" Sealing		1
14	069861	Connector, 1" NPT 0.59-1.00		1
15	053735	Nut, 1" NPT Connector Lock Sealing		1
16	E20461	Nut, 1/2 npt Connector Lock		2
17	E20460	Ring, 1/2 Sealing		2
18	E23492	Connector, 1/2 .125-.375 Portable Cord		2
19	114210	Bracket, Rear Mounting EG200		1
20	114211	Bracket, Front Mounting EG200		1

# 6 Replacement Parts

Control Assy (EG200EB15)

REF	PART #	DESCRIPTION	COMMENTS	QTY.
21	F05010-19	Nut, 3/8-16 Keps		4
22	F05011-3	Washer, 3/8 Flat SAE		4
23	F05007-27	Bolt, 3/8-16x3/4 HH Gr2		4
	114212	Panel Assembly, Insert EG200EB15 240VAC 3PH		1
24	114201	Panel, Control Insert EG200		1
25	024474-5	DIN RAIL, 35MMX7.5MMX5IN STEEL SYM		1
26	050881-1	Disconnect, 63A 600V 3P 6mm Shaft		1
27	051673-1_7	Shaft, Disconnect 7in		1
28	114026	Transformer, 100VA 208/240/480 -24		1
29	024472-14	Cable Duct, 2H x 1W x14L Open Slot Gry		1
30	024474-3_25	DIN RAIL, 35MMX7.5MMX3.25IN STEEL SYM		1
31	068111	Terminal Block, 2 Pos 16mm GND Clamp		1
32	068112	Terminal Block, 2Pos 16mm End Plate		1
33	068107	Terminal Block, 2Pos 4mm GND Clamp		1
34	068108	Terminal Block, 2Pos 4mm End Plate		1
35	E22707	Clamp, Metal Din Rail		4
36	F05015-17	Bolt, #10-24x1/2 PH		11
37	073503	Motor Starter, 50A Manual		1
38	502686	Contact, LC1 D50 B7		1
39	P03151	Fuse, 4/10A 600V KLDR Class CC		2
40	052454	Fuse, 3A 600V KLDR Class CC		1
41	F05004-186	Screw, #10-24x1/2 Phil >		6
42	068100	Terminal Block, 2Pos 1.5mm Clamp		2
43	068102	Terminal Block, 2Pos 1.5mm End Plate		1
44	068103	Terminal Block, 4Pos 1.5mm Com Clamp		2
45	068105	Terminal Block, 4Pos 1.5mm End Plate		1
46	024472-4_75	Cable Duct, 2H x 1W x 4.75L Open Slot Gry		1
47	068199	Motor Protector, Aux Contacts 1NO 1NC		1
48	068140	Terminal Block, Numbers 1-10 2.5mm(Qty 0.1)		2
49	068130	Terminal Block, Numbers 1-10 1.5mm(Qty 0.1)		4
50	078510	Motor Protector, GV3 Line Phase Cover		1
	114214	Harness, EG200EB Motor		1
51	024695_90	Connector, 1" Swivel Liquidtite		1
52	R01627_6	Conduit, 1" Diameter Maxiflex Black		1
53	E20444	Connector, 1 Nylon		1
54	114215-NPLBL	Label, EG200EB15 Electric Nameplate		1

### 6.33 Starter Assembly (EE15-C Only)



REF	PART #	DESCRIPTION	COMMENTS	QTY.
	024592	<b>BOX ASSEMBLY, EE15-C 575VAC 3-PHASE STARTER</b>	Starter Assembly 024592 modified 1/11 to accept DIN-rail mounted Contactor 053600 due to a change in vendor supply. Replacement of old-style contactor E23293 requires DIN rail 024474-3_25, two screws F05015-17, and two clamps E22707. Two 5/32" diameter holes in the mounting panel are required to mount DIN rail.	1
<b>1</b>	024582	Box Weldment, Starter		1
<b>2</b>	F05005-3	Bolt, 1/4-20 x 1 1/4" Hex Head		4
<b>3</b>	S10212	Panel, Starter Box Component Mount		1
<b>4</b>	F05010-9	Nut, 1/4-20 Hex Self-Locking		11
<b>5</b>	024775	Transformer, 150VA Multi-Tap	Replaces transformer E23292 2/00. New transformer requires modification to insert panel S10212.	1
<b>6</b>	F05015-17	Screw, #10-24 x 1/2" Phillips Pan Head Type 23		6

**6** Replacement Parts  
*Starter Assembly (EE15-C Only)*

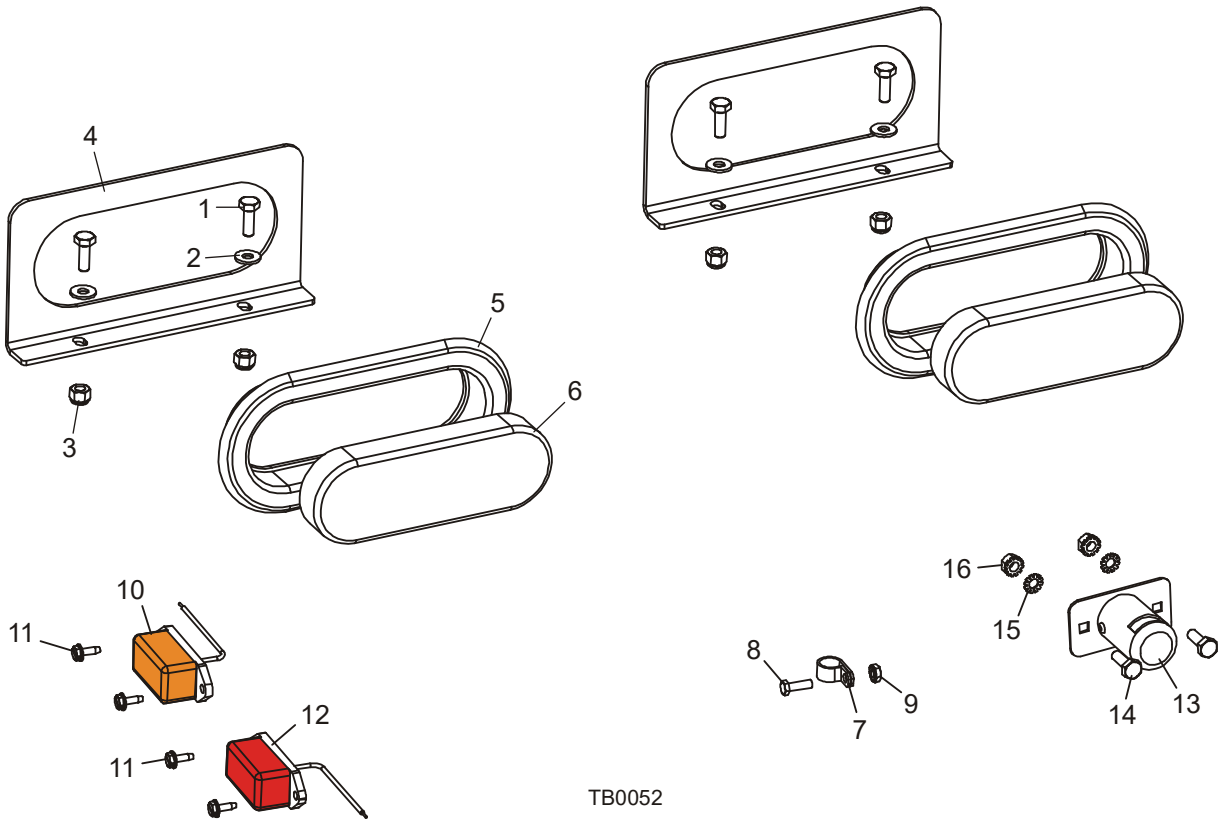
REF	PART #	DESCRIPTION	COMMENTS	QTY.
7	053600	Contactora, 40A 3P 120V D-A Series	Starter Assembly 024592 modified 1/11 to accept DIN-rail mounted Contactora 053600 due to a change in vendor supply. Replacement of old-style contactora E23293 requires DIN rail 024474-3_25, two screws F05015-17, and two clamps E22707. Two 5/32" diameter holes in the mounting panel are required to mount DIN rail.	1
8	024474-3	Rail, 3" DIN		1
9	F05011-41	Washer, #8 SAE Flat		2
10	F05015-28	Screw, #6-32 x 1/2" Slotted Pan Head		2
11	024593	Adaptor, Fuse Block DIN Rail		2
12	E22707	Clamp, DIN Rail		4
13	E22712	Fuse Block, 2 Position 600V CC		1
14	E31338	Fuse, FNQ-R 1/2A		2
15	050935	End Cap, Phoenix Terminal Block	Phoenix Terminal Block 024893 and End Cap 050935 replace P12220 & P12221 originally supplied prior to 7/03 to use common parts.	1
16	024893	Block, Phoenix 1-Tier Terminal		1
17	P20048	Latch, Starter Box		1
18	F05005-112	Screw, 1/4-20 x 1/2" Socket Button Head		2
19	050554	Switch Kit, Flush Green Start	Telemecanique ZB2 components replaced by Square D ZB4 components 4/02. Kit 050554 replaces E23271 and E23279 originally supplied.	1
20	050553	Switch Kit, Extended Red Stop	Telemecanique ZB2 components replaced by Square D ZB4 components 4/02. Kit 050553 replaces E23272 and E23280 originally supplied.	1
21	E20444	Connector, 1" Nylon Conduit		1
22	E20461	Nut, 1/2" Connector Lock		2
23	E20460	Ring, 1/2" Connector Seal		2
24	E23492	Connector, 1/2" .125-.375 Portable Cord		2
25	024250	Plug, AS075 Oiltite Painted	Replaces E20570 unpainted plug supplied until 2/02.	1
26	024695	Connector, 1" Swivel LiquidTite		1
27	024474-3_25	DIN Rail, 35mm x 7.5mm x 3.25 Steel Sym	Starter Assembly 024592 modified 1/11 to accept DIN-rail mounted Contactora 053600 due to a change in vendor supply. Replacement of old-style contactora E23293 requires DIN rail 024474-3_25, two screws F05015-17, and two clamps E22707. Two 5/32" diameter holes in the mounting panel are required to mount DIN rail.	1
28	F05089-4	Anchor, Tie Wrap Adhesive-Backed		2
29	F05010-10	<b>NUT, 3/8-16 HEX NYLON LOCK</b>		4
30	F05011-3	<b>WASHER, 3/8" SAE FLAT</b>		8
31	F05007-29	<b>BOLT, 3/8-16 X 2 3/4" HEX HEAD</b>		4



## SECTION 7 TRAILER OPTION

### 7.1 Trailer Lights

Rev. A8.02+



TB0052

REF	PART #	DESCRIPTION	COMMENTS	QTY.
1	F05005-1	BOLT, 1/4-20 X 3/4" FULL THREAD HEX HEAD		2
2	F05011-11	WASHER, 1/4" SAE FLAT		2
3	F05010-69	NUT, 1/4-20 NYLOCK		2
4	057822	END CAP, BED TUBE W/LIGHT		1
5	006688	GROMMET, 6 1/2" LIGHT MOUNTING		1
6	006391	LIGHT, 8 DIODE LED TAIL		1
7	F05114-1	CLAMP, 1/2" PLASTIC CABLE		4
8	F05004-18	BOLT, #10-24 X 5/8" HEX HEAD		5
9	F05010-14	NUT, #10-24 SELF-LOCKING HEX		5
10	P12906	LIGHT, RECTANGLE AMBER RUNNING		2
	P12922	Lens, Rectangle Amber Running Light		1
	P12923	Bulb, Rectangle Running Light Replacement	Available in assemblies only. Running light bulb P12923 no longer offered. Bulb is readily available at most local auto parts stores.	1
11	F05015-7	SCREW, #10-24 X 1/2" SELF-TAPPING		8
12	P12905	LIGHT, RECTANGLE RED RUNNING		2
	P12921	Lens, Rectangle Red Running Light		1

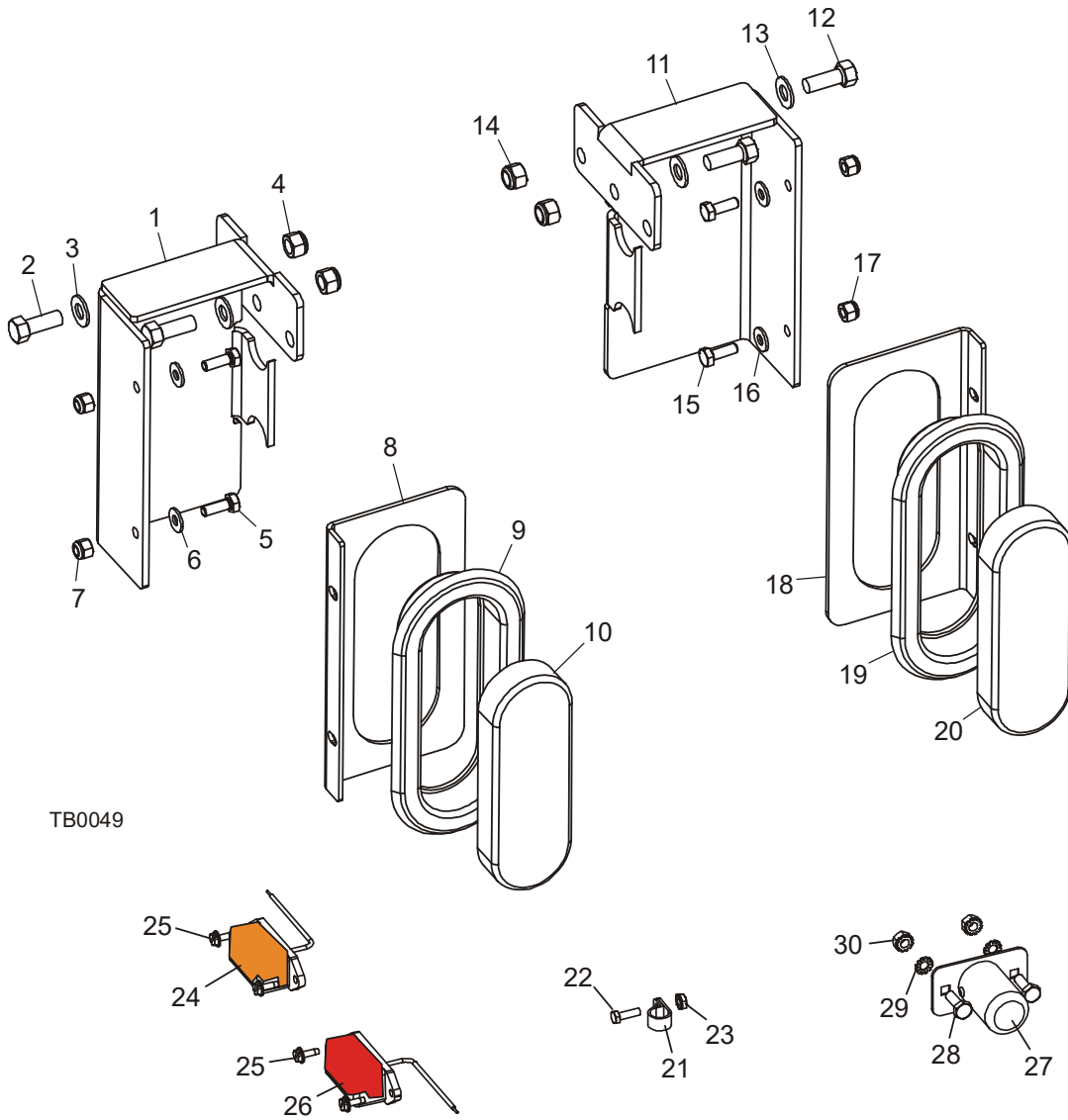
# 7 Replacement Parts

Trailer Lights

REF	PART #	DESCRIPTION	COMMENTS	QTY.
	P12923 <sup>1</sup>	Bulb, Rectangle Running Light Replacement	Available in assemblies only.	1
13	038161	LIGHT, LICENSE PLATE		1
14	F05005-1	BOLT, 1/4-20 X 3/4" HEX HEAD FULL THREAD		2
15	F05011-37	WASHER, 1/4" EXTERIOR STAR LOCK		2
16	F05010-9	NUT, 1/4-20 SELF-LOCKING HEX		2

## 7.2 Trailer Lights

Rev. A7.01 - A8.01



TB0049

REF	PART #	DESCRIPTION	COMMENTS	QTY.
	065268	<b>LIGHT ASSEMBLY, EG200 LED TAIL LEFT</b>		1
<b>1</b>	065197	Bracket Weldment, LED Tail Left		1
<b>2</b>	F05007-7	Bolt, 3/8-16 x 1" Hex Head		2
<b>3</b>	F05011-3	Washer, 3/8" Flat SAE		2
<b>4</b>	F05010-10	Nut, 3/8-16 Hex Nyloc		2
<b>5</b>	F05005-1	Bolt, 1/4-20 x 3/4" Full Thread Hex Head		2
<b>6</b>	F05011-11	Washer, 1/4" SAE Flat		2
<b>7</b>	F05010-69	Nut, 1/4-20 Nylock		2
<b>8</b>	057822	End Cap, Bed Tube w/Light		1
<b>9</b>	006688	Grommet, 6 1/2" Light Mounting		1
<b>10</b>	006391	Light, 8 Diode LED Tail		1
	065267	<b>LIGHT ASSEMBLY, EG200 LED TAIL RIGHT</b>		1
<b>11</b>	065196	Bracket Weldment, LED Tail Right		1

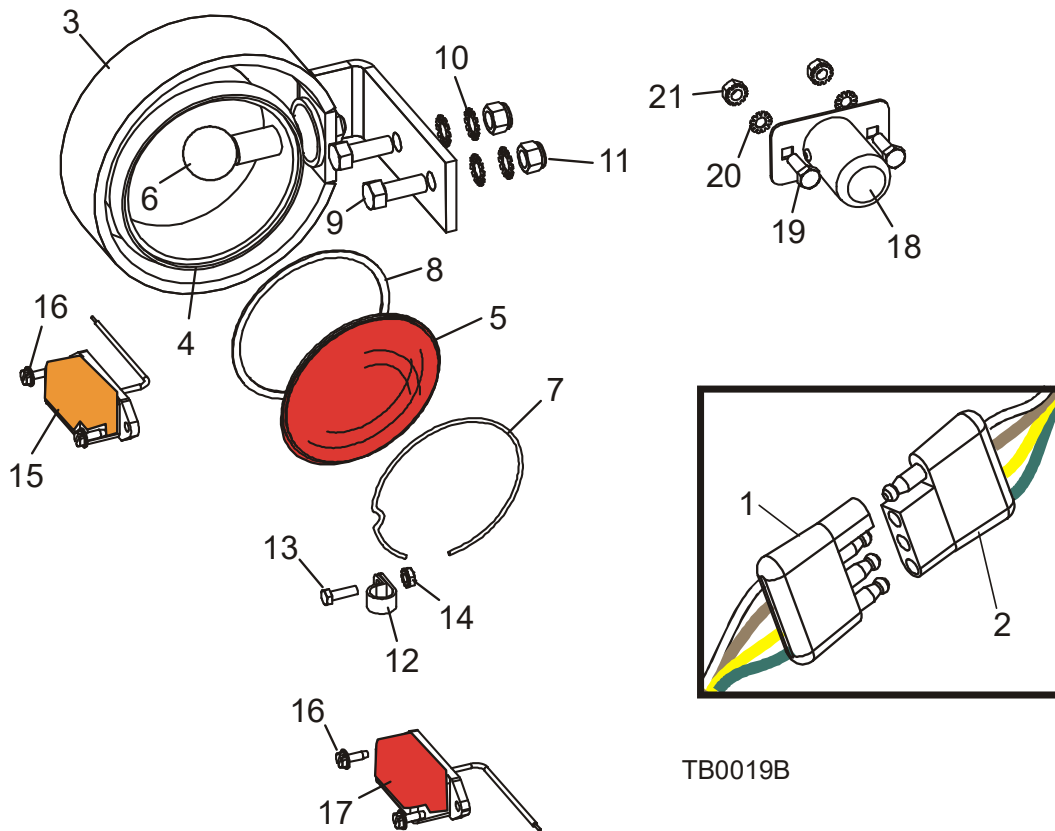
# 7 Replacement Parts

Trailer Lights

REF	PART #	DESCRIPTION	COMMENTS	QTY.
12	F05007-7	Bolt, 3/8-16 x 1" Hex Head		2
13	F05011-3	Washer, 3/8" Flat SAE		2
14	F05010-10	Nut, 3/8-16 Hex Nyloc		2
15	F05005-1	Bolt, 1/4-20 x 3/4" Full Thread Hex Head		2
16	F05011-11	Washer, 1/4" SAE Flat		2
17	F05010-69	Nut, 1/4-20 Nylock		2
18	057822	End Cap, Bed Tube w/Light		1
19	006688	Grommet, 6 1/2" Light Mounting		1
20	006391	Light, 8 Diode LED Tail		1
21	F05114-1	<b>CLAMP, 1/2" PLASTIC CABLE</b>		5
22	F05004-18	<b>BOLT, #10-24 X 5/8" HEX HEAD</b>		5
23	F05010-14	<b>NUT, #10-24 SELF-LOCKING HEX</b>		5
24	P12906	<b>LIGHT, RECTANGLE AMBER RUNNING</b>		2
	P12922	Lens, Rectangle Amber Running Light		1
	P12923	Bulb, Rectangle Running Light Replacement	Available in assemblies only. Running light bulb P12923 no longer offered. Bulb is readily available at most local auto parts stores.	1
25	F05015-7	<b>SCREW, #10-24 X 1/2" SELF-TAPPING</b>		8
26	P12905	<b>LIGHT, RECTANGLE RED RUNNING</b>		2
	P12921	Lens, Rectangle Red Running Light		1
	P12923 <sup>1</sup>	Bulb, Rectangle Running Light Replacement	Available in assemblies only.	1
27	038161	<b>LIGHT, LICENSE PLATE</b>		1
28	F05005-1	<b>BOLT, 1/4-20 X 3/4" HEX HEAD FULL THREAD</b>		2
29	F05011-37	<b>WASHER, 1/4" EXTERIOR STAR LOCK</b>		2
30	F05010-9	<b>NUT, 1/4-20 SELF-LOCKING HEX</b>		2

## 7.3 Trailer Lights

Rev. A1.00 - A7.00



TB0019B

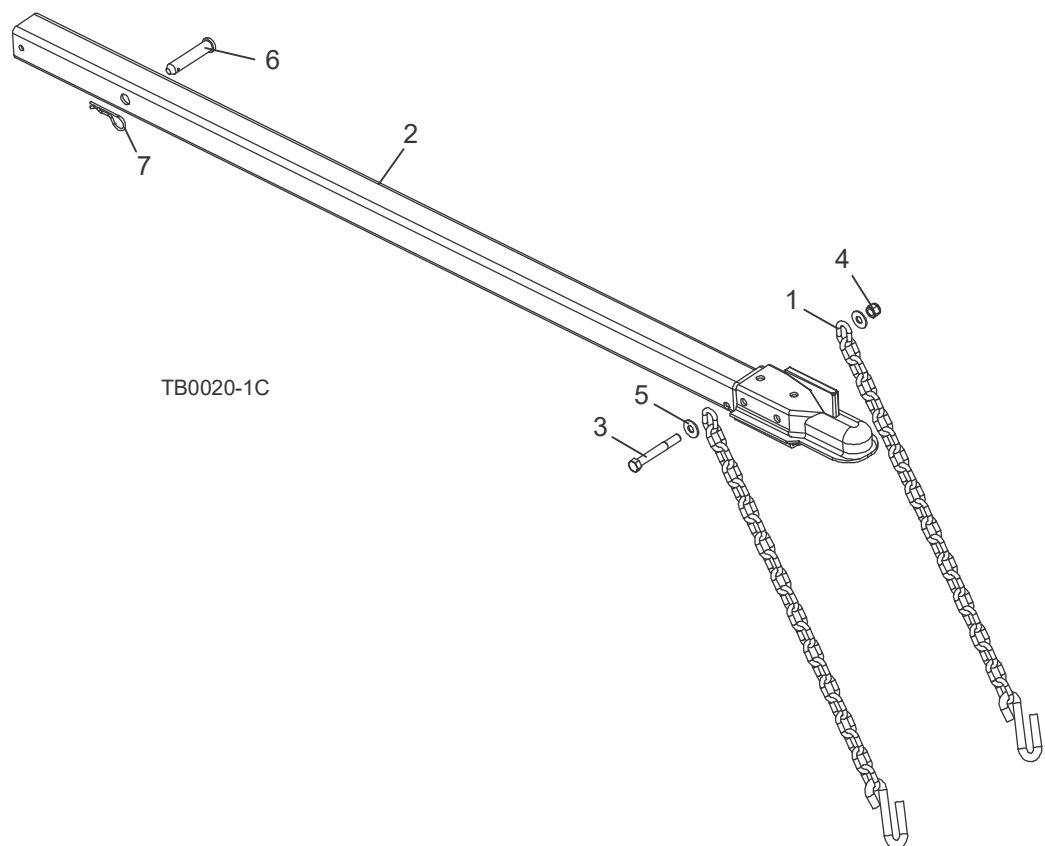
REF	PART #	DESCRIPTION	COMMENTS	QTY.
1	P04159	PLUG, TRAILER LIGHT MALE		1
2	P04983	PLUG, TRAILER LIGHT FEMALE		1
3	038186	GUARD WELDMENT, TAIL LIGHT	Bolt-on tail light guards replace welded guards (Rev. A1.01+).	2
4	P04294	LIGHT ASSEMBLY, TRAILER TAIL		2
5	P12509	Lens, Grote Tail Light #90012		1
6	P04481	Bulb, #1157 Trailer Light		1
7	P12510	Clip, Grote Tail Light Retainer		1
8	P12511	Gasket, Grote Tail Light Lens		1
9	F05007-7	BOLT, 3/8-16 X 1" HEX HEAD		4
10	F05011-36	WASHER, 3/8" EXTERIOR STAR LOCK	3/8" Exterior Star Washers F05011-36 added to improve ground connection between edger frame and tail light guard (Rev A1.04).	8
11	F05010-10	NUT, 3/8-16 HEX NYLON LOCK		4
12	F05114-1	CLAMP, 1/2" PLASTIC CABLE		5
13	F05004-18	BOLT, #10-24 X 5/8" HEX HEAD		5
14	F05010-14	NUT, #10-24 SELF-LOCKING HEX		5
15	P12906	LIGHT, RECTANGLE AMBER RUNNING		2
	P12922	Lens, Rectangle Amber Running Light		1

# 7 Replacement Parts

Trailer Lights

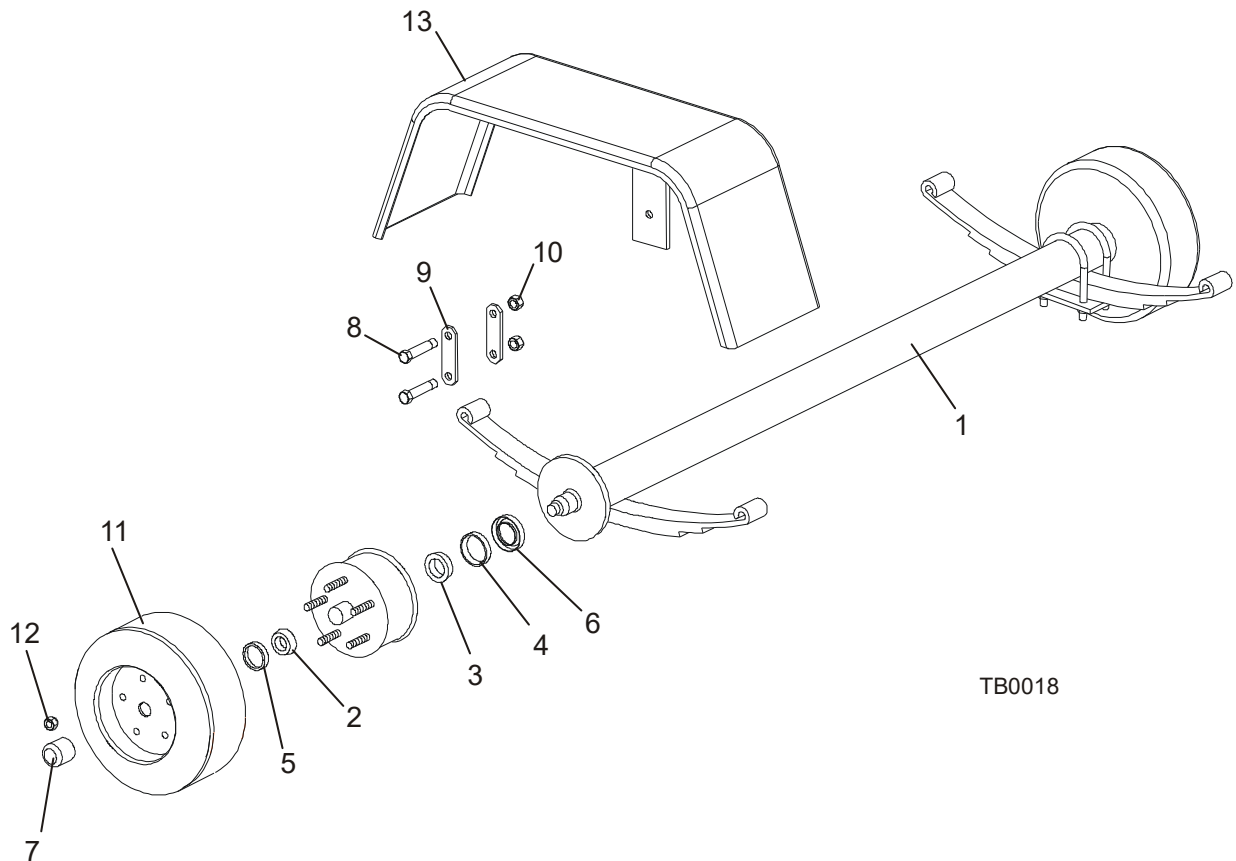
REF	PART #	DESCRIPTION	COMMENTS	QTY.
	P12923	Bulb, Rectangle Running Light Replacement	Available in assemblies only. Running light bulb P12923 no longer offered. Bulb is readily available at most local auto parts stores.	1
<b>16</b>	F05015-7	<b>SCREW, #10-24 X 1/2" SELF-TAPPING</b>		8
<b>17</b>	P12905	<b>LIGHT, RECTANGLE RED RUNNING</b>		2
	P12921	Lens, Rectangle Red Running Light		1
	P12923	Bulb, Rectangle Running Light Replacement	Available in assemblies only. Running light bulb P12923 no longer offered. Bulb is readily available at most local auto parts stores.	1
<b>18</b>	038161	<b>LIGHT, LICENSE PLATE</b>		1
<b>19</b>	F05005-1	<b>BOLT, 1/4-20 X 3/4" HEX HEAD FULL THREAD</b>		2
<b>20</b>	F05011-37	<b>WASHER, 1/4" EXTERIOR STAR LOCK</b>		2
<b>21</b>	F05010-9	<b>NUT, 1/4-20 SELF-LOCKING HEX</b>		2

7.4 Trailer Hitch



REF	PART #	DESCRIPTION	COMMENTS	QTY.
	038146	<b>HITCH ASSEMBLY, EDGER TRAILER</b>	Replaced welded A07563 Safety w/Hook Chain (no longer available) with bolt-on plated chain and hook (4/18).	1
1	107163	Chain, 30 Inch Safety		2
2	110354	Hitch Weldment, Edger		1
3	F05008-78	Bolt, 1/2-13x4 Hex Head Grade 5		1
4	F05010-8	Nut, 1/2-13 Nylon Hex Lock		1
5	F05011-35	Chain, Safety w/Hook		2
6	007347	<b>PIN, 3/4" X 3 1/8" CLEVIS</b>	007347 Pin replaces F05012-75 originally supplied prior to 7/09 for easier assembly.	1
7	F05012-62	<b>PIN, #210 RETAINING</b>		1

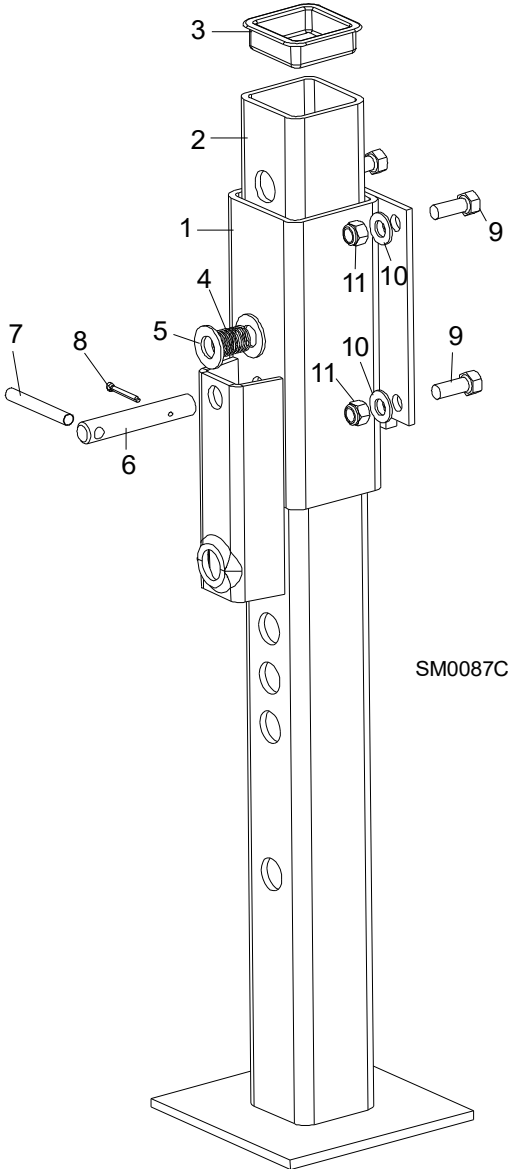
## 7.5 Trailer Axle



REF	PART #	DESCRIPTION	COMMENTS	QTY.
1	038151	<b>AXLE, 3500 LB. EDGER TRAILER</b>		1
	K07549	Bearing Kit, Sawmill Axle Spindle		2
2	P22573-1	Bearing, Dexter #L44649	Available in assemblies only.	1
3	P22572-1	Bearing, Dexter #L68149	Available in assemblies only.	1
4	P22572-2	Race, Inner Dexter #L68111	Available in assemblies only.	1
5	P22573-2	Race, Outer Dexter #L44610	Available in assemblies only.	1
6	P07554	Seal, 13" Wheel Bearing Dust		1
7	P04493	Cap, Wheel Bearing Dust		2
8	P04644	<b>BOLT, 9/16-8 X 3" SHACKLE</b>		6
9	M07528	<b>PLATE, TRAILER AXLE SHACKLE</b>		4
10	P04643	<b>NUT, 9/16-8 SHACKLE</b>		6
11	133511	<b>TIRE WHEEL ASSY, ST215/75R14 TAMARACK</b>		2
12	P04646	<b>NUT, 1/2-20 WHEEL LUG</b>		10
13	W11452	<b>FENDER WELDMENT, TRAILER WHEEL</b>		2



7.6 Outrigger Legs



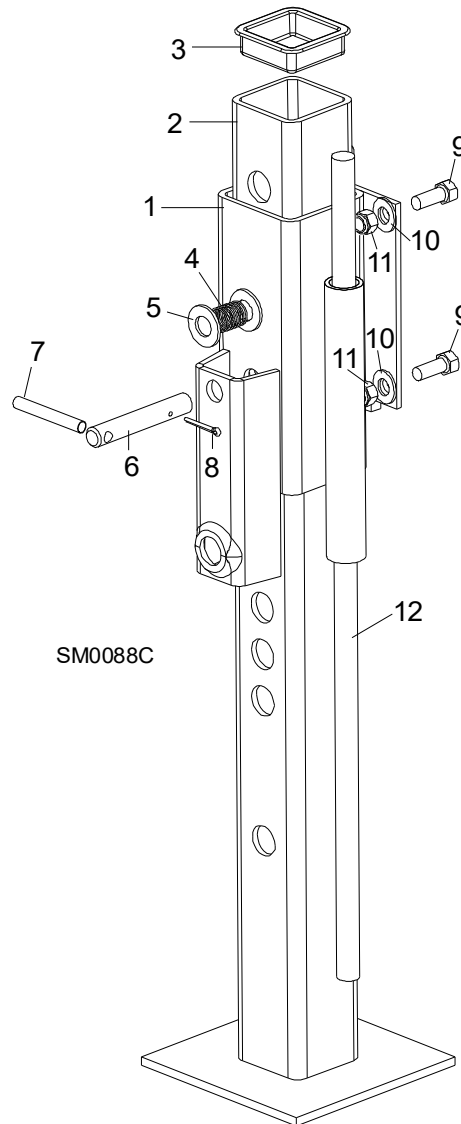
REF	PART #	DESCRIPTION	COMMENTS	QTY.
	A04278	<b>OUTRIGGER ASSEMBLY, SHORT FRONT</b>		3
1	W09012	Guide, Short Front Outrigger Guide		1
2	W07537	Leg, Outrigger		1
3	P09926	Cap, Outrigger Leg		1
4	016145	Spring, Outrigger Pin		1
5	F05011-62	Washer, 3/4" SAE Flat		2
	016148	Pin Kit, 3/4" Outrigger Pull		1
6	016147	Pin, 3/4" Outrigger Pull	Available in assemblies only.	1
7	F05012-47	Pin, 5/16" X 2 1/2" Roll		1
8	F05012-103	Pin, 3/16" X 1 3/4" Roll	Use F05012-103 3/16" X 1 3/4" Roll Pin for Edgers manufactured after 1/00 (with notched outrigger guides). Use F05012-59 1/8" x 1 1/4" Cotter Pin for all prior revision Edgers.	1

# 7 Replacement Parts

*Outrigger Legs*

REF	PART #	DESCRIPTION	COMMENTS	QTY.
	F05012-59 <sup>2</sup>	Pin, 1/8" x 1 1/4" Cotter		1
<b>9</b>	F05007-2	<b>BOLT, 3/8-16 X 1 1/4" HEX HEAD</b>	Replaces 3/8-16 x 1" Hex Head Grade 2 Bolt (F05007-7) to secure outrigger with thicker 1/4" mounting plate provided after 11/99.	12
<b>10</b>	F05011-3	<b>WASHER, 3/8" FLAT</b>		12
<b>11</b>	F05010-10	<b>NUT, 3/8-16 HEX NYLON LOCK</b>		12

## 7.7 Outrigger Leg With Jack Handle



REF	PART #	DESCRIPTION	COMMENTS	QTY.
	A09475	<b>OUTRIGGER ASSEMBLY, SHORT REAR</b>		1
1	W09474	Guide, Short Rear Outrigger Guide		1
2	W07537	Leg, Outrigger		1
3	P09926	Cap, Outrigger Leg		1
4	016145	Spring, Outrigger Pin		1
5	F05011-62	Washer, 3/4" SAE Flat		2
	016148	Pin Kit, 3/4" Outrigger Pull		1
6	016147	Pin, 3/4" Outrigger Pull	Available in assemblies only.	1
7	F05012-47	Pin, 5/16" X 2 1/2" Roll		1
8	F05012-103	Pin, 3/16" X 1 3/4" Roll	Use F05012-103 3/16" X 1 3/4" Roll Pin for Edgers manufactured after 1/00 (with notched outrigger guides). Use F05012-59 1/8" x 1 1/4" Cotter Pin for all prior revision Edgers.	1
	F05012-59 <sup>2</sup>	Pin, 1/8" x 1 1/4" Cotter		1

## 7 Replacement Parts

*Outrigger Leg With Jack Handle*

---

REF	PART #	DESCRIPTION	COMMENTS	QTY.
9	F05007-2	BOLT, 3/8-16 X 1 1/4" HEX HEAD	Replaces 3/8-16 x 1" Hex Head Grade 2 Bolt (F05007-7) to secure outrigger with thicker 1/4" mounting plate provided after 11/99.	4
10	F05011-3	WASHER, 3/8" FLAT		4
11	F05010-10	NUT, 3/8-16 HEX NYLON LOCK		4
12	S04827	HANDLE, OUTRIGGER LIFT		1