

# Wood-Mizer<sup>®</sup> Sawmill

## Parts Manual

---

**LX450**

**rev. A1.07**

---



**Safety is our #1 concern!** Read and understand all safety information and instructions before operating, setting up or maintaining this machine.

*Form #2227*

**California**  
Proposition 65 Warning



**WARNING:** Breathing gas/diesel engine exhaust exposes you to chemicals known to the State of California to cause cancer and birth defects or other reproductive harm.

Always start and operate the engine in a well-ventilated area.  
If in an enclosed area, vent the exhaust to the outside.  
Do not modify or tamper with the exhaust system.  
Do not idle the engine except as necessary.

For more information go to **[www.P65warnings.ca.gov](http://www.P65warnings.ca.gov)**.



**WARNING:** Drilling, sawing, sanding or machining wood products can expose you to wood dust, a substance known to the State of California to cause cancer. Avoid inhaling wood dust or use a dust mask or other safeguards for personal protection.

For more information go to **[www.P65Warnings.ca.gov/wood](http://www.P65Warnings.ca.gov/wood)**.

**Active Patents assigned to Wood-Mizer, LLC**

Wood-Mizer, LLC has received patents that protect our inventions which are a result of a dedication to research, innovation, development, and design. Learn more at: [woodmizer.com/patents](http://woodmizer.com/patents)

**©2024 Wood-Mizer LLC**

Printed in the United States of America, all rights reserved. No part of this manual may be reproduced in any form by any photographic, electronic, mechanical or other means or used in any information storage and retrieval system without written permission from

**Wood-Mizer, LLC**  
**8180 West 10th Street**  
**Indianapolis, Indiana 46214**

# Table of Contents

# Section-Page

<b>SECTION 1</b>	<b>REPLACEMENT PARTS</b>	<b>1-1</b>
1.1	How To Use The Parts List .....1-1 <i>To Order Parts</i>	
1.2	Sample Assembly .....1-1	
1.3	Torque Values .....1-2	
<b>SECTION 2</b>	<b>BLADE GUIDE ROLLERS &amp; ARM</b>	<b>2-1</b>
2.1	Blade Guide Arm Assembly.....2-1	
2.2	Blade Guide Arm Drive Assembly.....2-2	
2.3	Blade Guide Assembly, Idle Side.....2-4	
2.4	Blade Guide Assembly, Drive Side.....2-6	
<b>SECTION 3</b>	<b>BLADE WHEELS &amp; TENSIONER</b>	<b>3-1</b>
3.1	Blade Drive Assembly.....3-1	
3.2	Idle Blade Wheel Assembly .....3-3	
3.3	Blade Tensioner Assembly.....3-4	
<b>SECTION 4</b>	<b>SAW HEAD FRAME</b>	<b>4-1</b>
4.1	Blade Retainment & Middle Throat Screw .....4-1	
4.2	Brake Assembly.....4-2	
4.3	Drag Back Fingers Assembly .....4-3	
4.4	Water Lube & Fuel Tank Assembly.....4-4	
4.5	Saw Head Decals .....4-6	
4.6	Blade Housing Covers .....4-8	
4.7	Drive Belt Covers .....4-10	
4.8	Sawdust Chute .....4-11	
<b>SECTION 5</b>	<b>CONTROL &amp; BATTERY BOXES</b>	<b>5-1</b>
5.1	Control Assembly (G38 w/Accuset) .....5-1	
5.2	Control Assembly (D35 w/Accuset) .....5-3	
5.3	Control Assembly (w/SimpleSet).....5-5	
5.4	Accuset Control.....5-7	
5.5	Accuset Cover Assembly .....5-9	
5.6	Simple Set Control .....5-11	
5.7	Drum Switches .....5-13	
5.8	Circuit Breakers (w/Accuset) .....5-14	
5.9	Circuit Breakers (w/SimpleSet).....5-15	
5.10	Front Panel Assembly & Harnesses (G38 w/Accuset).....5-16	
5.11	Front Panel Assembly & Harnesses (D35 w/Accuset).....5-17	
5.12	Front Panel Assembly & Harnesses (D35 Remote w/Accuset) .....5-18	
5.13	Front Panel Assembly & Harnesses (w/SimpleSet) .....5-19	
5.14	Adjustable Control Mount Assembly.....5-20	
5.15	Battery Box Assembly (G38) .....5-21	
5.16	Battery Box Assembly (D35) .....5-22	
5.17	Fuse Box Assembly (G38) .....5-23	
5.18	Fuse Box Assembly (D35) .....5-25	

# Table of Contents

# Section-Page

<b>SECTION 6</b>	<b>UP/DOWN SYSTEM</b>	<b>6-1</b>
6.1	Mast Pad Assemblies and Level.....	6-1
6.2	Blade Height & Quarter Scales (w/SimpleSet).....	6-3
6.3	Blade Height & Quarter Scales w/Transducer (w/Accuset).....	6-5
6.4	Up/Down Assembly (G38).....	6-7
6.5	Up/Down Assembly (D35).....	6-9
6.6	Up/Down Sensor Assembly (w/SimpleSet).....	6-11
<b>SECTION 7</b>	<b>FEED SYSTEM &amp; TRACK ROLLERS</b>	<b>7-1</b>
7.1	Track Rollers and Wipers (Drive Side).....	7-1
7.2	Track Roller And Wipers (Idle Side).....	7-3
7.3	Power Feed Assembly (w/Accuset).....	7-5
7.4	Power Feed Assembly (w/SimpleSet).....	7-7
7.5	Feed Chain/Stop.....	7-9
<b>SECTION 8</b>	<b>BED FRAME &amp; TRAILER ASSEMBLY</b>	<b>8-1</b>
8.1	Bed Frame Assembly.....	8-1
8.2	Bed Rail Assembly, Front And Rear.....	8-1
8.3	Bed Rail Assembly, Front Middle.....	8-2
8.4	Bed Rail Assembly, Rear Middle.....	8-3
8.5	Adjustable Outrigger Assembly.....	8-4
8.6	Adjustable Outrigger Assembly, Offset.....	8-6
8.7	Toe Board Ramp Assembly.....	8-8
8.8	Trailer Assembly.....	8-9
8.9	Hitch Assembly.....	8-11
8.10	FAO Wrench Bracket Assembly.....	8-12
8.11	Trailer Light Panel Assembly.....	8-13
8.12	Trailer Light Wiring Harness.....	8-14
8.13	Log Side Support Assembly (Manual).....	8-15
8.14	Travel Lock Assembly.....	8-17
8.15	Bed Frame Decals & Foot Dimensions.....	8-18
<b>SECTION 9</b>	<b>BED HYDRAULIC</b>	<b>9-1</b>
9.1	Hydraulic Hoses.....	9-1
9.2	Hydraulic Valve & Pump Motors.....	9-2
9.3	Hydraulic Valve Assembly.....	9-4
9.4	Hydraulic Power Supply Strip.....	9-5
9.5	Hydraulic Power Contact Assembly.....	9-6
9.6	Hydraulic Log Loader.....	9-7
9.7	Hydraulic Log Turner.....	9-9
9.8	Hydraulic Log Side Supports (Front).....	9-11
9.9	Hydraulic Log Side Supports (Rear).....	9-1
9.10	Hydraulic Log Side Supports (Link).....	9-1
9.11	Hydraulic Log Clamp.....	9-2
9.12	Hydraulic Toe Board.....	9-1



# Table of Contents

# Section-Page

## SECTION 10 MISCELLANEOUS

10-1

10.1 Replacement Manuals .....10-1

## SECTION 1 REPLACEMENT PARTS

### 1.1 How To Use The Parts List

- Use the table of contents to locate the assembly that contains the part you need.
- Go to the appropriate section and locate the part in the illustration.
- Use the number pointing to the part to locate the correct part number and description in the table.
- Parts shown indented under another part are included with that part.

#### *To Order Parts*

- From the continental US, call **1-800-525-8100** to order parts. Have your customer number, vehicle identification number, and part numbers ready when you call.
- From other international locations, contact the Wood-Mizer distributor in your area for parts.

### 1.2 Sample Assembly



REF	PART #	DESCRIPTION	COMMENTS	QTY.
	012345	SAMPLE ASSEMBLY, COMPLETE	INCLUDES ITEMS 1-6	1
1	F02222-22	Sample Part		1
2	F03333-33	Sample Part		2
	098765	Sample Subassembly	Includes items 3-6	1
3	S04444-44	Subassembly Sample Part		1
4	K55555	Subassembly Sample Part		1
	054321	Sample Sub-Subassembly	Includes items 5-6	2
5	022222	Sub-Subassembly Sample Part		1
6	F10234-56	Sub-Subassembly Sample Part		1

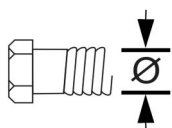
The Sample Assembly, Complete, part number 02345 (top level assembly) includes two parts (F0222-22 and F0333-33) and the 098765 subassembly.

Subassembly 098765 contains two parts(S04444-44 and K55555) and two copies of sub-subassembly 054321.

Each sub-subassembly 054321 contains two parts (022222 and F10234-56).

### 1.3 Torque Values

Grade		Units	SAE 5	SAE 8
Grade Mark				
Bolt Dia.	Threads. Per In.	Units	SAE 5	SAE 8
6	32	in-lbs (Nm)	20 (2.3)	-
8	32	in-lbs (Nm)	24 (2.7)	30 (3.4)
10	24	in-lbs (Nm)	35 (4.0)	45 (5.1)
10	32	in-lbs (Nm)	40 (4.5)	50 (5.7)
12	24	in-lbs (Nm)	50 (5.7)	65 (7.3)
1/4	20	in-lbs (Nm)	95 (10.7)	125 (14.1)
1/4	28	in-lbs (Nm)	95 (10.7)	150 (17.0)
5/16	18	ft-lbs (Nm)	17 (22.6)	23 (31.2)
5/16	24	ft-lbs (Nm)	20 (27.1)	25 (33.8)
3/8	16	ft-lbs (Nm)	30 (40.7)	40 (54.2)
3/8	24	ft-lbs (Nm)	35 (47.5)	45 (61.0)
7/16	14	ft-lbs (Nm)	50 (67.8)	65 (88.1)
7/16	20	ft-lbs (Nm)	55 (74.6)	70 (94.9)
1/2	13	ft-lbs (Nm)	75 (101.7)	100 (135.6)
1/2	20	ft-lbs (Nm)	85 (115.3)	110 (149.2)
9/16	12	ft-lbs (Nm)	105 (142.4)	135 (183.1)
9/16	18	ft-lbs (Nm)	115 (155.9)	150 (203.4)
5/8	11	ft-lbs (Nm)	150 (203.4)	195 (264.4)
5/8	18	ft-lbs (Nm)	160 (217.0)	210 (284.8)
3/4	10	ft-lbs (Nm)	170 (230.5)	220 (298.3)
3/4	16	ft-lbs (Nm)	175 (237.3)	225 (305.1)
7/8	9	ft-lbs (Nm)	302 (409.5)	473 (640.9)
7/8	14	ft-lbs (Nm)	300 (406.8)	400 (542.4)
1	8	ft-lbs (Nm)	466 (631.8)	714 (967.4)



Metric Bolt Head Identification



**8.8**  
Metric Grade 8.8

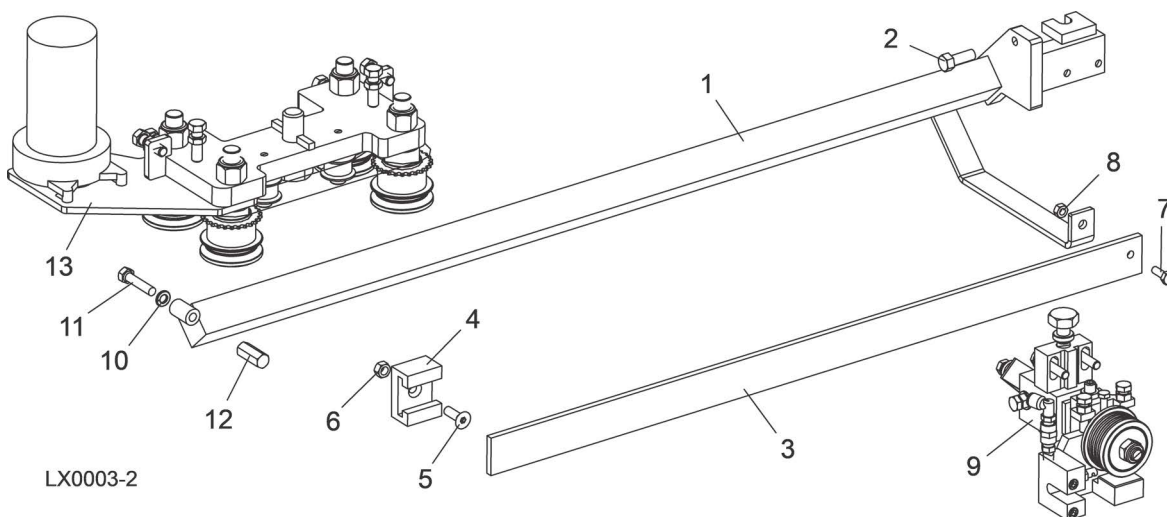


**10.9**  
Metric Grade 10.9

COARSE THREAD					FINE THREAD				Wrench Size	
Diameter & Thread Pitch	Metric 8.8		Metric 10.9		Diameter & Thread Pitch	Metric 8.8		Metric 10.9		
	N-m	lbs-ft	N-m	lbs-ft		N-m	lbs-ft	N-m		lbs-ft
6 x 1.0	8	6	11	8					10 mm	
8 x 1.25	20	15	27	20	8 x 1.0	21	16	29	22	13 mm
10 x 1.5	39	29	54	40	10 x 1.25	41	30	57	42	16 mm
12 x 1.75	68	50	94	70	12 x 1.25	75	55	103	76	18 mm
14 x 2.0	109	80	151	111	14 x 1.5	118	87	163	120	21 mm
16 x 2.0	169	125	234	173	16 x 1.5	181	133	250	184	24 mm
18 x 2.5	234	172	323	239	18 x 1.5	263	194	363	268	27 mm
20 x 2.5	330	244	457	337	20 x 1.5	367	270	507	374	30 mm
22 x 2.5	451	332	623	460	22 x 1.5	495	365	684	505	34 mm
24 x 3.0	571	421	790	583	24 x 2.0	623	459	861	635	36 mm
30 x 3.0	1175	867	1626	1199	30 x 2.0	1258	928	1740	1283	46 mm

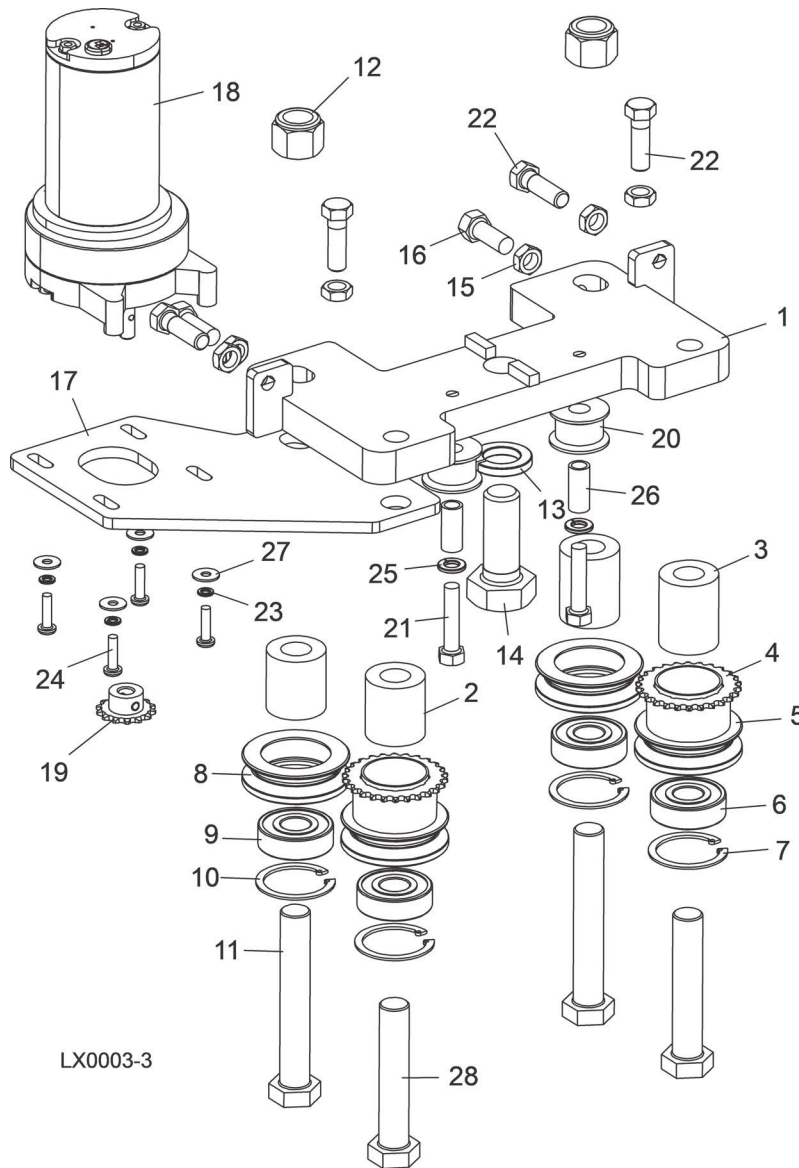
## SECTION 2 BLADE GUIDE ROLLERS & ARM

### 2.1 Blade Guide Arm Assembly



REF	PART #	DESCRIPTION	COMMENTS	QTY.
	107058	<b>BLADE GUIDE ARM &amp; DRIVE ASSEMBLY (IDLE SIDE)</b>		1
	107057	Blade Guide Arm Assembly		
<b>1</b>	076449	Arm Weldment, Blade Guide		1
<b>2</b>	F05007-7	Bolt, 3/8-16x1 HHC		1
<b>3</b>	014955	Guard, Blade LT15		1
<b>4</b>	014882	Guide, Blade Guard LT15/LT70		1
<b>5</b>	F05006-124	Bolt, 5/16-18x1 FHS		1
<b>6</b>	F05010-6	Nut, 5/16-18 Swaged Hex		1
<b>7</b>	F05005-1	Bolt, 1/4-20x3/4 FT HHC		1
<b>8</b>	F05010-21	Nut, 1/4-20 Swaged		1
<b>9</b>	107055	Blade Guide Assembly (Drive Side) Parts <i>(See Section 2.4)</i>		1
<b>10</b>	F05011-13	Washer, 5/16 Split Lock		1
<b>11</b>	F05008-96	Bolt, 5/16-18x1 1/2 HH Gr5		1
<b>12</b>	107133	Standoff, 1/2 Hex x1-1/4, 5/16-18		1
<b>13</b>	075310	Blade Guide Arm Drive Assembly Parts <i>(See Section 2.2)</i>		1

## 2.2 Blade Guide Arm Drive Assembly



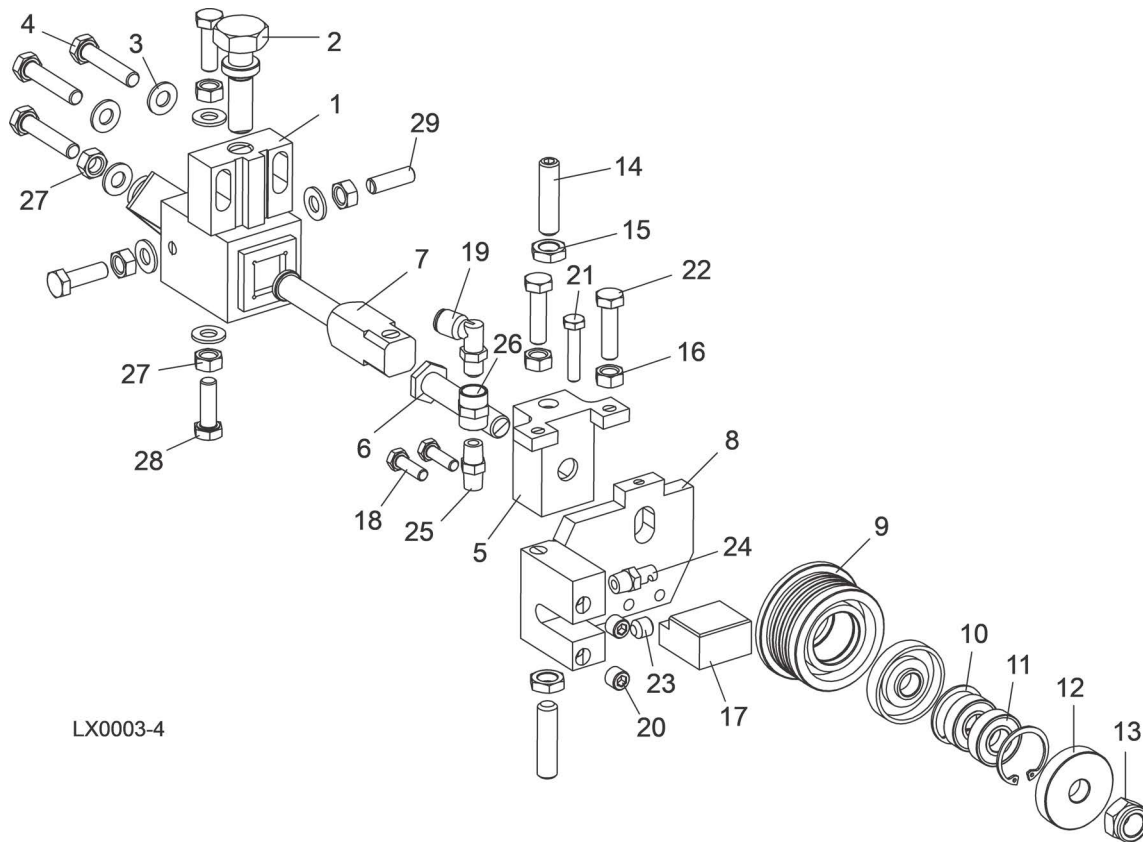
REF	PART #	DESCRIPTION	COMMENTS	QTY.
	075310	<b>ARM DRIVE ASSEMBLY, BLADE GUIDE (IDLE SIDE)</b>		1
1	075300	Mount Weldment, Blade Guide		1
2	106903	Spacer, V Roller Blade Guide (Short)		2
3	075307	Spacer, V Roller Blade Guide (Long)		2
	106529	Roller Assembly, V-Groove Drive		2
4	S09931	Sprocket, #25 Chain 26 Tooth	Available in assemblies only.	1
5	106530	Roller, 2.25 V-Groove Drive	Available in assemblies only.	1
6	P06030-1	Bearing, 5/8x1.5748x.4724		1
7	F04254-8	Ring, 1.575 Id Beveled 5002-156 Retaining		1
	A09059	Roller Assembly, Blade Guide Arm w/Bearing		2
8	S07989	Roller, 2 1/4 V Groove	Available in assemblies only.	1
9	P06030-1	Bearing, 5/8x1.5748x.4724		1

## 2 Blade Guide Rollers & Arm

### Blade Guide Arm Drive Assembly

REF	PART #	DESCRIPTION	COMMENTS	QTY.
10	F04254-8	Ring, 1.575 Id Beveled 5002-156 Retaining		1
11	F05009-122	Bolt, 5/8-18x4 HHC Ft Grade 5		2
12	F05010-71	Nut, 5/8-18 Hex Nyl Lock		2
13	F05011-6	Washer, 3/4 Split Lock		1
14	F05013-1	Bolt, 3/4-16x2 FT Hex Head		1
15	F05010-29	Nut, 3/8-16 Jam		6
16	F05007-7	Bolt, 3/8-16x1 HHC		2
17	106569	Plate, Blade Guide Motor Mount		1
18	079214	Motor, Current Application 1/30HP 12VDC Gear		1
	061232	Gear Kit, Motor Replacement (Current Application)		1
	061234	Brush Kit, Gear Motor Replacement (Current Application)		1
	061233	Shaft Kit, Gear Motor Replacement (Current Application)		1
19	036664	Sprocket Assembly, 25B14x.3130 LT70		1
20	S09999	Roller, Blade Guide Drive		2
21	F05008-96	Bolt, 5/16-18x1 1/2 Hex Head Grade 5		2
22	F05007-123	Bolt, 3/8-16x1 1/4 FT Hex Head Grade 5		4
23	F05011-20	Washer, #10 Split Lock		4
24	F05004-38	Screw, 10-32x3/4 Phillips PH Machine		4
25	F05011-13	Washer, 5/16 Split Lock		2
26	107176	Tube, .32x.44x1.00 Spacer		2
27	F05011-18	Washer, #10 SAE Flat		4
28	F05009-98	Bolt, 5/8-18x3-1/4 HHC		2
	107120	Chain, #25x128 Pitches w/Master Link		1

## 2.3 Blade Guide Assembly, Idle Side



LX0003-4

REF	PART #	DESCRIPTION	COMMENTS	QTY.
	107055	<b>BLADE GUIDE ASSEMBLY, IDLE SIDE (OUTER)</b>		1
<b>1</b>	089503-1	Block Weldment, Blade Guide Mount		1
<b>2</b>	506552-1	Screw, M10x1x20 DIN913 Stainless Set		1
<b>3</b>	F81054-1	Washer, 8.4 Zinc Flat		7
<b>4</b>	F81002-28	Bolt, M8x40 Hex Head Stainless		3
	092523	Roller Assembly, Blade Guide		1
<b>5</b>	087756-1	Block, Roller		1
<b>6</b>	087761-1	Bolt, Roller 1-1/4" Blades		1
	092940-1	Bolt, Roller 1-1/2" Blades		1
<b>7</b>	088255-1	Shaft, Zinc Plated Blade Guide Mount		1
<b>8</b>	087750-1	Block, Roller Mount		1
<b>9</b>	088261	<b>Roller Assembly, Blade Guide 1-1/4" Blades</b>		1
<b>10</b>	F81090-9	Ring, Interior Retaining		2
<b>11</b>	087893	Bearing, Blade Guide		2
<b>12</b>	087891-1	Spacer, Blade Guide		2
<b>9</b>	092939	<b>Roller Assembly, Blade Guide 1-1/2" Blades</b>		
<b>10</b>	F81090-9	Ring, Interior Retaining		2
<b>11</b>	087893	Bearing, Blade Guide		2
<b>12</b>	087891-1	Spacer, Blade Guide		1
	087892-1	Spacer, Blade Guide		1
<b>13</b>	F81034-2	Nut, M12-8 Hex Nylon		1

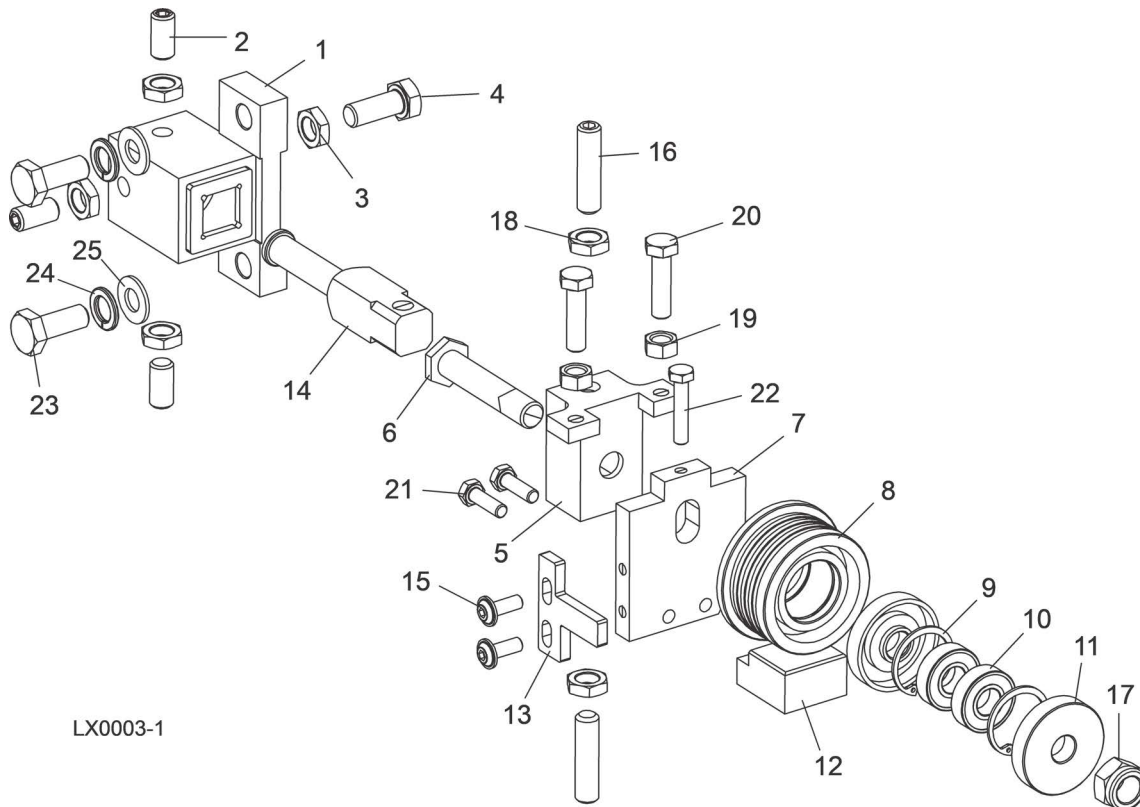
## 2 Blade Guide Rollers & Arm

Blade Guide Assembly, Idle Side

REF	PART #	DESCRIPTION	COMMENTS	QTY.
14	F81015-2	Screw, M10x1x40		2
15	F81033-10	Nut, M10x1-04-ST-A2 ISO 8675 Thin		2
16	F81032-7	Nut, M8 Hex		2
17	096956-1	Block, Guide Block Mount		1
18	F81001-2	Bolt, M6-1x20mm 8.8 Hex Head		2
19	P09736	Fitting, 1/8MPTx1/4Tube Elbow Swivel		1
20	F81015-3	Screw, M10x1 Set		2
21	F81001-37	Bolt, M6x30mm Hex Head		1
22	F81002-27	Bolt, M8x30 Stainless		2
23	P30127	Fitting, 1/8 NPT Socket Pipe Plug		1
24	016637	Nozzle, Blade Water Lube		1
25	P02764	Nipple, 1/8 Dry Seal		1
26	P05748	Fitting, 1/8FPT Coupling		1
27	F81032-7	Nut, M8 Hex		5
28	F81002-26	Bolt, M8x25 Hex Head Stainless		3
29	F81014-8	Screw, M8x30 DIN913 A2-70 Stainless Set		1



## 2.4 Blade Guide Assembly, Drive Side



LX0003-1

REF	PART #	DESCRIPTION	COMMENTS	QTY.
	519382	<b>ROLLER/BLOCK ASSEMBLY, DRIVE SIDE (INNER)</b>		1
1	087744	Block Weldment, Blade Guide Mount		1
2	F81015-1	Screw, M10x1x20 DIN913 Stainless Set		3
3	F81033-10	Nut, M10x1-04-ST-A2 ISO 8675 Thin		4
4	F81003-28	Bolt, M10x1x25 DIN 933		1
	087748	Block Assembly, Blade Guide Mount		1
5	087756-1	Block, Blade Guide Mount		1
6	087761-1	Shaft, Blade Guide		1
	092940-1	<b>For 1-1/2" Blades</b>		1
7	087753-1	Plate, Blade Guide Mount		1
	088261	Roller Assembly, Blade Guide		1
	092939	<b>For 1-1/2" Blades</b>		1
8	087889	Roller, Flanged Blade Guide	Available in assemblies only.	1
9	F81090-9	Ring, Interior Retaining		2
10	087893	Bearing, Blade Guide		2
11	087891-1	Spacer, Blade Guide		2
12	096956-1	Block, Guide Block Mount		1
13	087757-1	Plate, Blade Guide Deflector		1
14	088255-1	Shaft, Drive Side Guide		1
15	F81001-24	Screw, M6x16		2
16	F81015-2	Screw, M10x1x40		2
17	F81034-2	Nut, M12-8 Hex Nylon		1
18	F81033-10	Nut, M10x1-04-ST-A2 ISO 8675 Thin		2

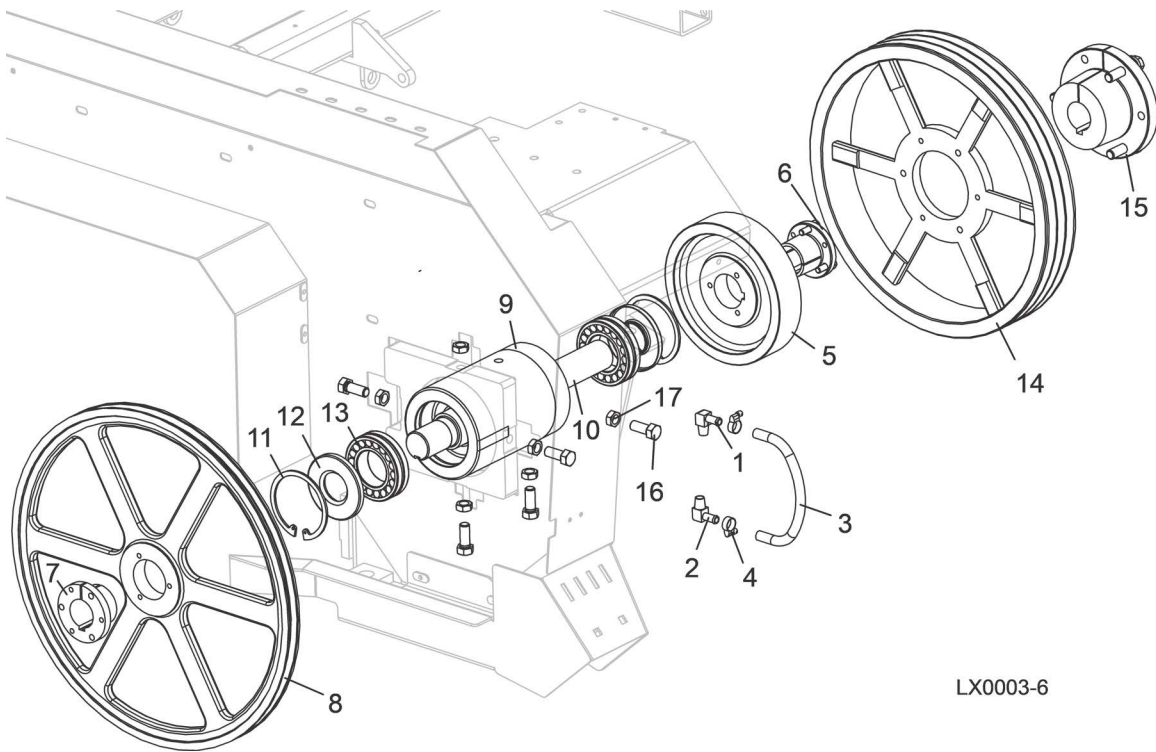
## 2 Blade Guide Rollers & Arm

Blade Guide Assembly, Drive Side

REF	PART #	DESCRIPTION	COMMENTS	QTY.
19	F81032-7	Nut, M8 Hex		2
20	F81002-27	Bolt, M8x30		2
21	F81001-2	Bolt, M6-1x20mm 8.8 Hex Head		2
22	F81001-37	Bolt, M6x30mm Hex Head		1
23	F05022-38	<b>BOLT, M10-1.5 X 25MM CLASS 8.8 HHC</b>		2
24	F05011-88	<b>WASHER, 10MM SPLIT LOCK</b>		2
25	F05011-134	<b>WASHER, M10 FLAT SAE</b>		2

## SECTION 3 BLADE WHEELS & TENSIONER

### 3.1 Blade Drive Assembly



LX0003-6

REF	PART #	DESCRIPTION	COMMENTS	QTY.
	107056	<b>WHEEL ASSEMBLY, BLADE DRIVE</b>		1
1	016330	Fitting, 1/4" NPT x 3/8" Hose Barb, Elbow		1
2	016331	Fitting, 1/4" NPT x 3/8" Hose Barb, Vented		1
3	016394	Tube, Oil level		1
4	P649	Hose Clamp, 7/32"-5/8"		2
5	014000	Pulley, Brake Ptd		1
6	014003	Bushing, P1 1 9/16 Split Taper		1
7	016270	Bushing, SD 1 9/16 Modified		1
8	016284	Sheave, 18.62 OD Drive, SD Ptd.		1
	103950	Bearing Assembly, Cylindrical		1
9	107022	Housing, Cylindrical Bearing Ptd	Available in assemblies only.	1
10	103951	Shaft, 2 1/4 Drive	Available in assemblies only.	1
11	F04254-17	Ring, 90mm I17 IR #472 Retaining		2
12	P10206	Seal, CR15890		2
13	520509	Bearing, 22210 E, 50x90x23		2
	006318	Fluid, Hydraulic Conoco Megaflow HVI 32 (Gal.)		0.031
14	107063	Sheave, 3/5V1600E		1
15	107064	Bushing, Split Taper, E 1-9/16		1
	017470	Decal, Oil Level Gauge		1
16	F05008-108	<b>BOLT, 1/2-20 X 1 1/4 HEX HEAD GRADE 5</b>		4
17	F05010-16	<b>NUT, 1/2-20 HEX JAM</b>		6
	P04185	<b>BELT, BLADE WHEEL B57</b>		1

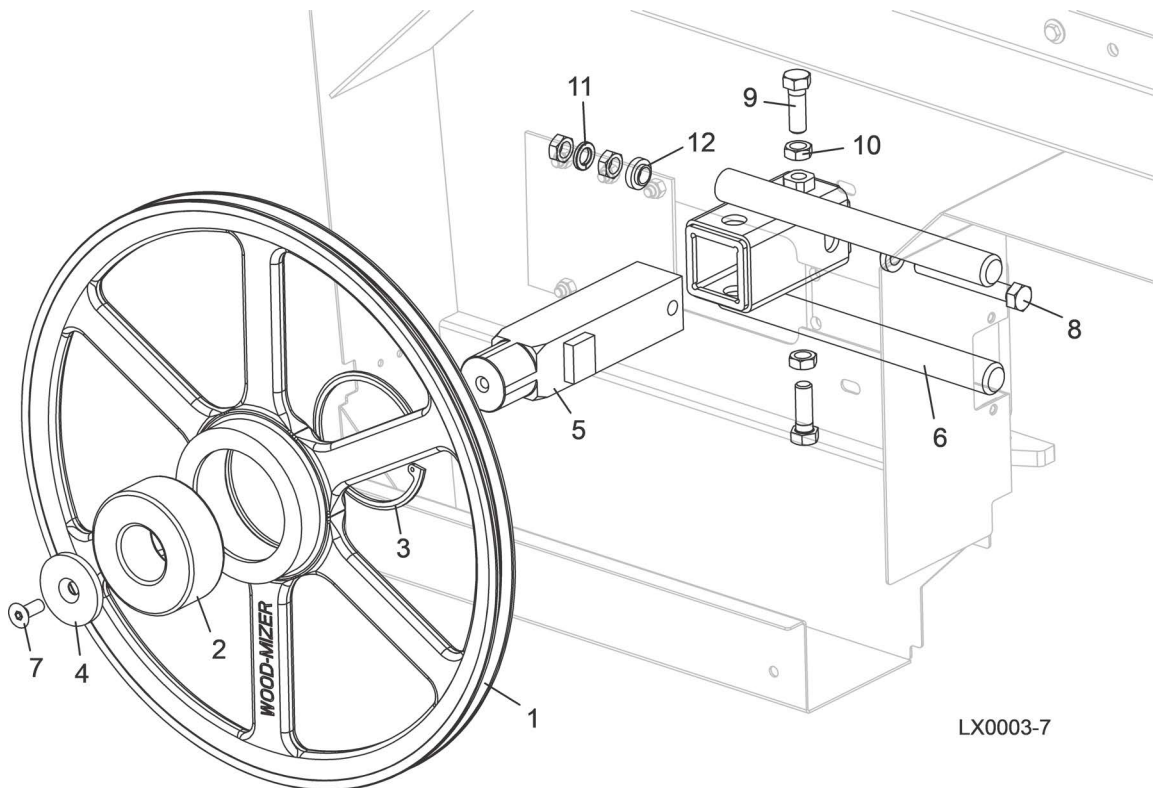
### 3 Blade Wheel & Tensioner

*Blade Drive Assembly*

---

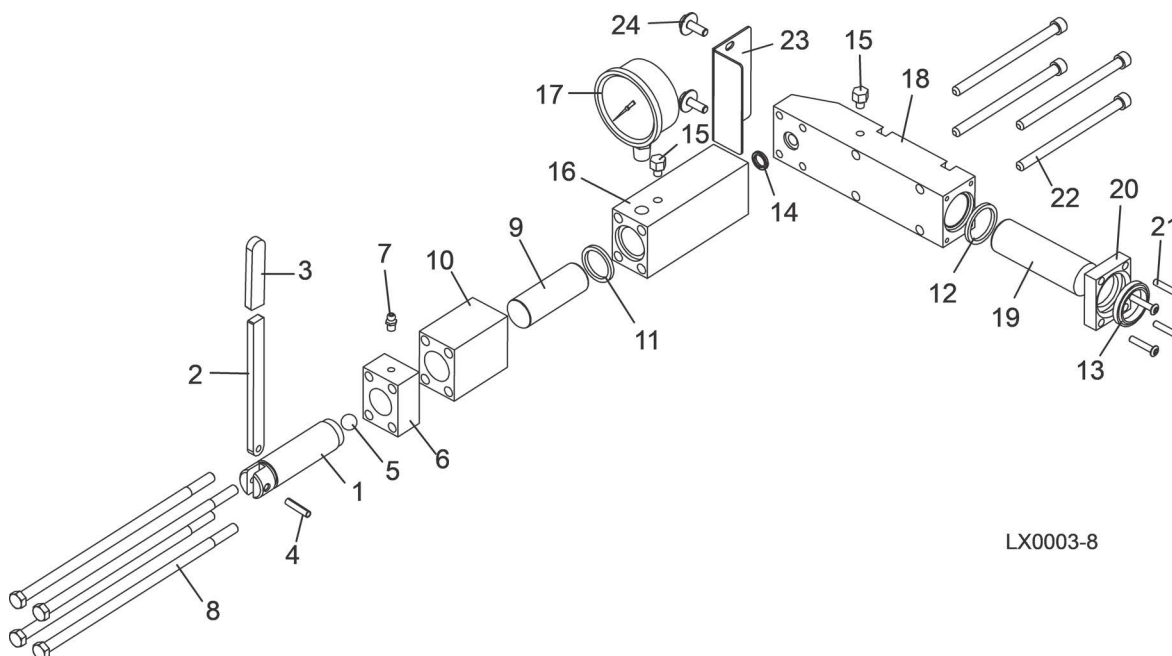
REF	PART #	DESCRIPTION	COMMENTS	QTY.
		BELT, DRIVE (SEE ENGINE OPTION FOR PART#)		

### 3.2 Idle Blade Wheel Assembly



REF	PART #	DESCRIPTION	COMMENTS	QTY.
	076468	<b>WHEEL ASSEMBLY, IDLE SIDE</b>		1
	016120	Wheel Assembly, Idle Side		1
<b>1</b>	016013	Pulley, Idle Side Ptd.		1
<b>2</b>	016014	Bearing, 5309-2RS		1
<b>3</b>	F04254-28	Ring, 100mm Internal Beveled		1
<b>4</b>	016397	Retainer, 13/32ID x 2 1/4OD x 1/4		1
<b>5</b>	107039	Shaft Weldment, Idle Side Blade		1
<b>6</b>	107040	Idler Weldment, LX450		1
<b>7</b>	F05007-64	Screw, 3/8-16x1 Zinc & Bake		1
<b>8</b>	F05008-111	Bolt, 1/2-20x3 3/4 Hex Head Full Thread Grade 5		1
<b>9</b>	F05008-53	Bolt, 1/2-20x1 1/2 Hex Head Grade 5		2
<b>10</b>	F05010-16	Nut, 1/2-20 Hex Jam		4
<b>11</b>	F05011-9	Washer, 1/2 Split Lock		1
<b>12</b>	S04253	Spacer, .510x.937x.34		2
	P04185	<b>BELT, BLADE WHEEL B57</b>		1

### 3.3 Blade Tensioner Assembly



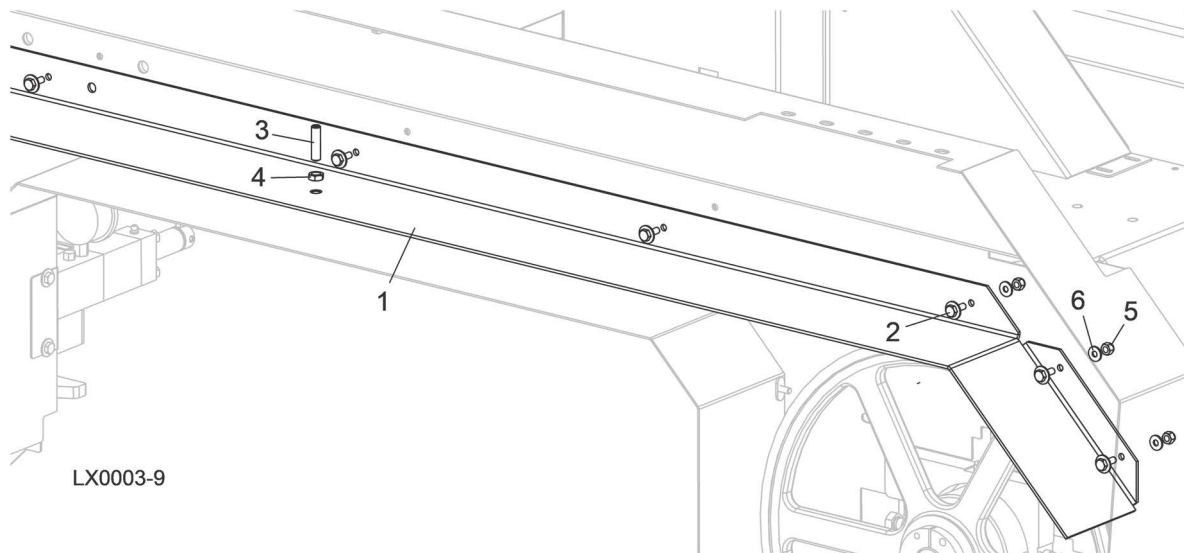
LX0003-8

REF	PART #	DESCRIPTION	COMMENTS	QTY.
	076975	<b>TENSIONER ASSEMBLY, LX450 HYDRAULIC BLADE</b>		1
	A12294	Handle Assembly, Hydraulic Blade Tensioner Screw		1
1	S10056	Screw, Hydraulic Blade Tensioner	Available in assemblies only.	1
2	S08174	Handle, Hydraulic Tensioner Screw		1
3	P08072	Sleeve, Plastic Handle		1
4	F05012-19	Pin, 3/16" x 7/8" Roll		1
5	P02720	Ball, 1/2" Steel		1
6	S10062	Block, Threaded Tensioner End	Available in assemblies only.	1
7	P05060	Fitting, 1/4-28 Grease		1
	A12294-518	Instruction Sheet, Tensioner Screw		1
8	F05006-180	Bolt, 5/16-18 X 9" Hex Head Grade 5		4
9	S10060	Piston, Hydraulic Tensioner Front 2 3/4" Long		1
10	S10061	Block, Piston Guide		1
	079562	Seal Kit, LX450 Hydraulic Tensioner		1
5	P02720	Ball, 1/2" Steel		1
11	P10051	Seal, 1" Diameter		1
12	107104	Seal, 1-1/8 Rubber		1
13	107105	Wiper, 1-1/8 Plastic		1
14	P10377	Ring, 5/8" X 3/32" Square "O"		1
	003224-1605	Instruction Sheet, LT40 Hydraulic Tensioner Seal Kit		1
	003224-2017	Instruction Sheet, LT40 Hydraulic Tensioner Refill		1
15	P10065	Plug, Hydraulic Tensioner Fill		2
16	076976	Block, Tensioner Front		1
17	P10052	Gauge, 3000 P.S.I. Hydraulic		1
18	106833	Block Assembly, Rear Tensioner Piston		1

REF	PART #	DESCRIPTION	COMMENTS	QTY.
19	107103	Rod, 1-1/8 Chrome Tensioner		1
20	107102	Block, Tension Seal		1
21	F05004-43	Bolt, #10-24 X 1" Socket Button Head		4
22	F05006-181	Bolt, 5/16-18x4 3/4 SHCS		4
23	106872	<b>PLATE, BLADE TENSIONER COVER</b>		1
24	F05005-134	<b>BOLT, 1/4-20X3/4 HH W/CONICAL WASHER</b>		2

## SECTION 4 SAW HEAD FRAME

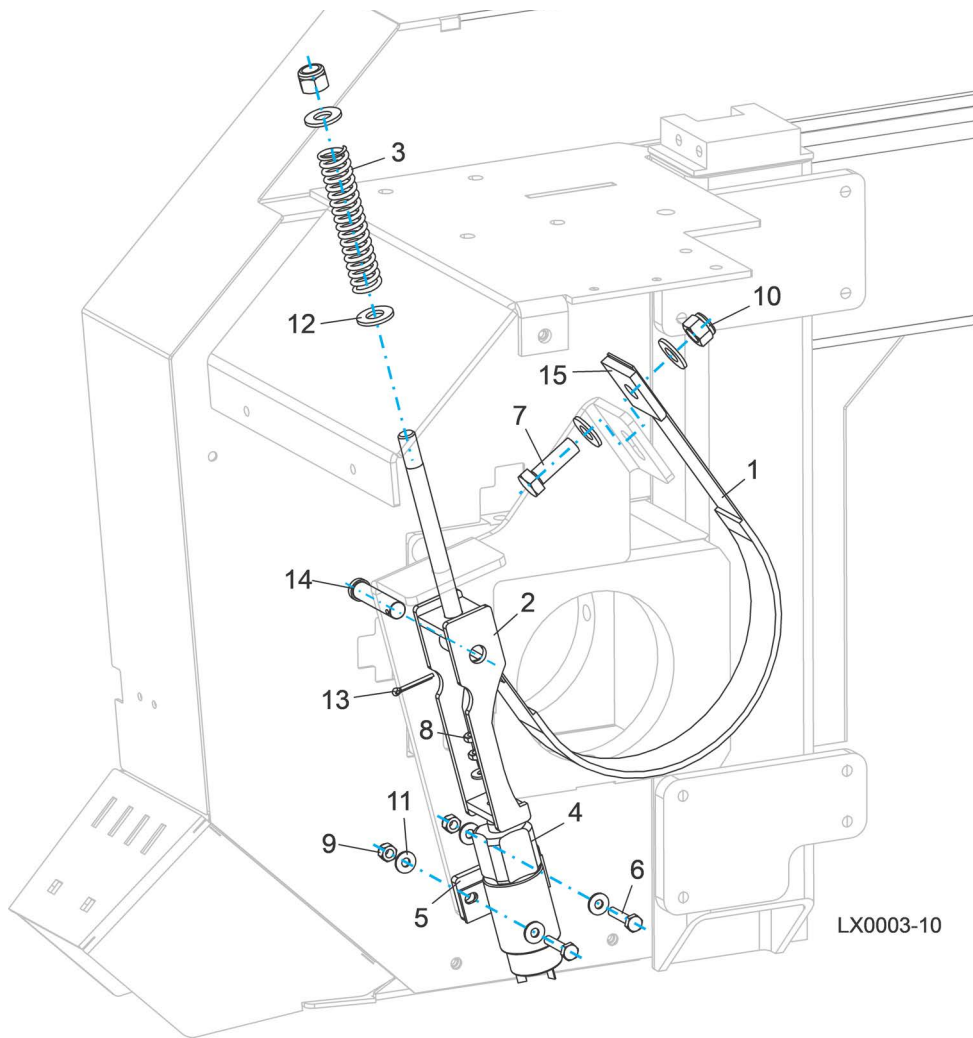
### 4.1 Blade Retainment & Middle Throat Screw



REF	PART #	DESCRIPTION	COMMENTS	QTY.
	107118	<b>RETAINMENT ASSEMBLY, BLADE</b>		1
<b>1</b>	107117	Retainment Weldment, Blade		1
<b>2</b>	F05005-134	Bolt, 1/4-20x3/4 HH w/Conical Washer		9
<b>3</b>	F05007-190	Screw, 3/8-16 x 1-1/2 SHOP Set SS		1
<b>4</b>	F05010-29	Nut, 3/8-16 Jam		1
<b>5</b>	F05010-69	Nut, 1/4-20 Nylock		6
<b>6</b>	F05011-60	Washer, 1/4 SAE Flat		6

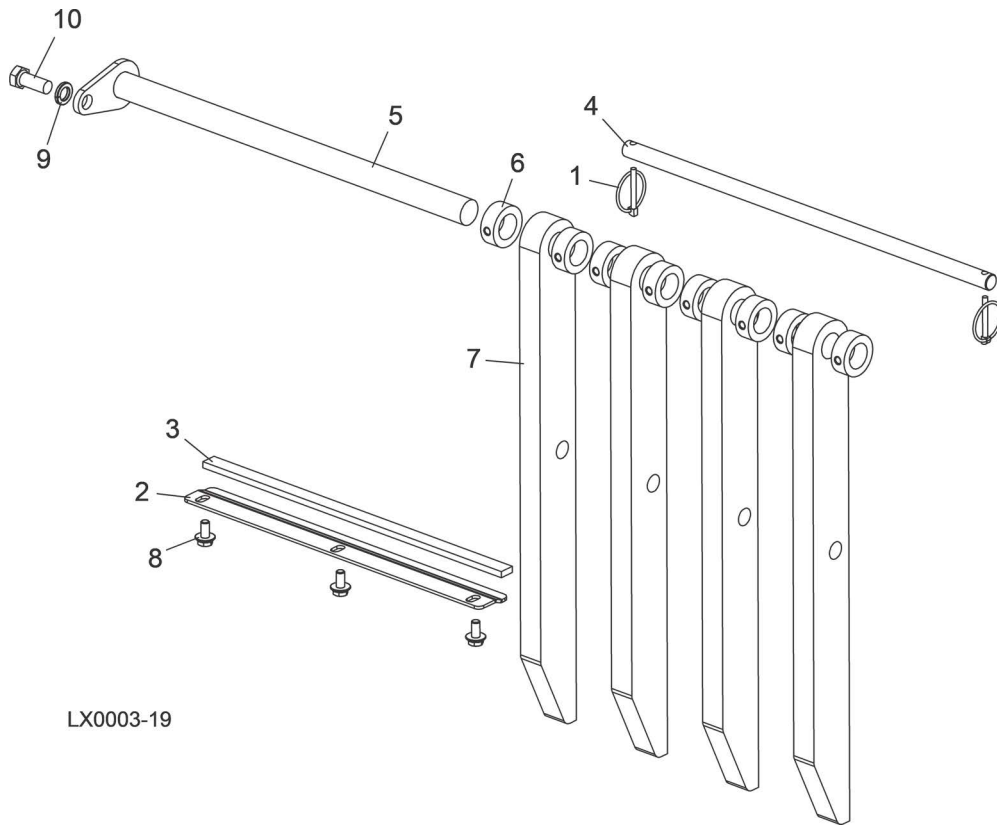


## 4.2 Brake Assembly



REF	PART #	DESCRIPTION	COMMENTS	QTY.
	107041	<b>BRAKE ASSEMBLY, BLADE</b>		1
1	014391	Band, Upper Pivot Brake		1
2	036953	Brake Link Weldment, SHR		1
3	016492	Spring, 3/4ODx3x.095 Wire Comp		1
4	078156	Solenoid, Engine Dual Coil 12VDC		1
5	076974	Plate, Solenoid Spacer		1
6	F05005-116	Bolt, 1/4-20x1 1/4 Hex Head Grade 5		2
7	F05008-33	Bolt, 1/2-13x1 1/2 Hex Head Grade 5		1
8	F05010-113	Nut, 1/4-28 Hex Jam		2
9	F05010-69	Nut, 1/4-20 Nylock		2
10	F05010-8	Nut, 1/2-13 Nylon Hex Lock		2
11	F05011-11	Washer, 1/4 SAE Flat		5
12	F05011-2	Washer, 1/2 SAE Flat		4
13	F05012-1	Pin, 1/8x1 Cotter		1
14	F05012-81	Pin, 1/2x2 1/4 Clevis		1
15	S04195	Plate, 1/4x1 3/4x1 3/4 Brake Strap		1

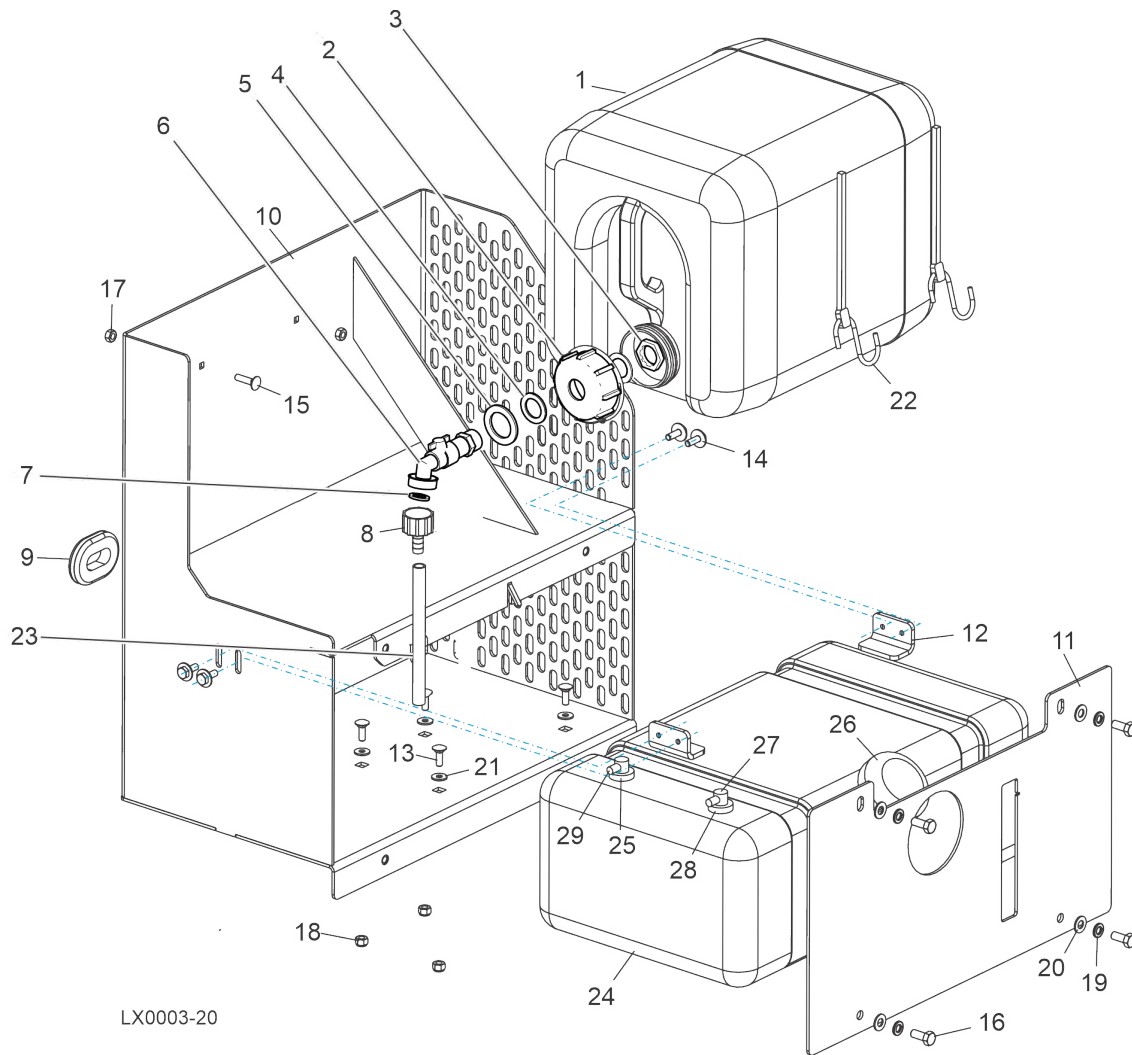
### 4.3 Drag Back Fingers Assembly



LX0003-19

REF	PART #	DESCRIPTION	COMMENTS	QTY.
	076443	<b>BACK FINGERS ASSEMBLY, DRAG</b>		1
<b>1</b>	017604	Pin, Lynch 3/16 w/ Chain		2
<b>2</b>	017856	Plate, Dragback Bumper		1
<b>3</b>	017857	Bumper, 1/4x5/8x14 3/4		1
<b>4</b>	034565	Pin, Lock Board Return LT70		1
<b>5</b>	034567	Pin Weldment, Arm Pivot Board Return		1
<b>6</b>	038090	Collar, 1in Lock		8
<b>7</b>	076441	Arm, Board Return		4
<b>8</b>	F05006-101	Bolt, 5/16-18x3/4 Hex Head w/Flat&Lock Washer		3
<b>9</b>	F05011-9	Washer, 1/2 Split Lock		1
<b>10</b>	F05008-37	Bolt, 1/2-13x1 1/4 Hex Head Grade 5		1

## 4.4 Water Lube & Fuel Tank Assembly



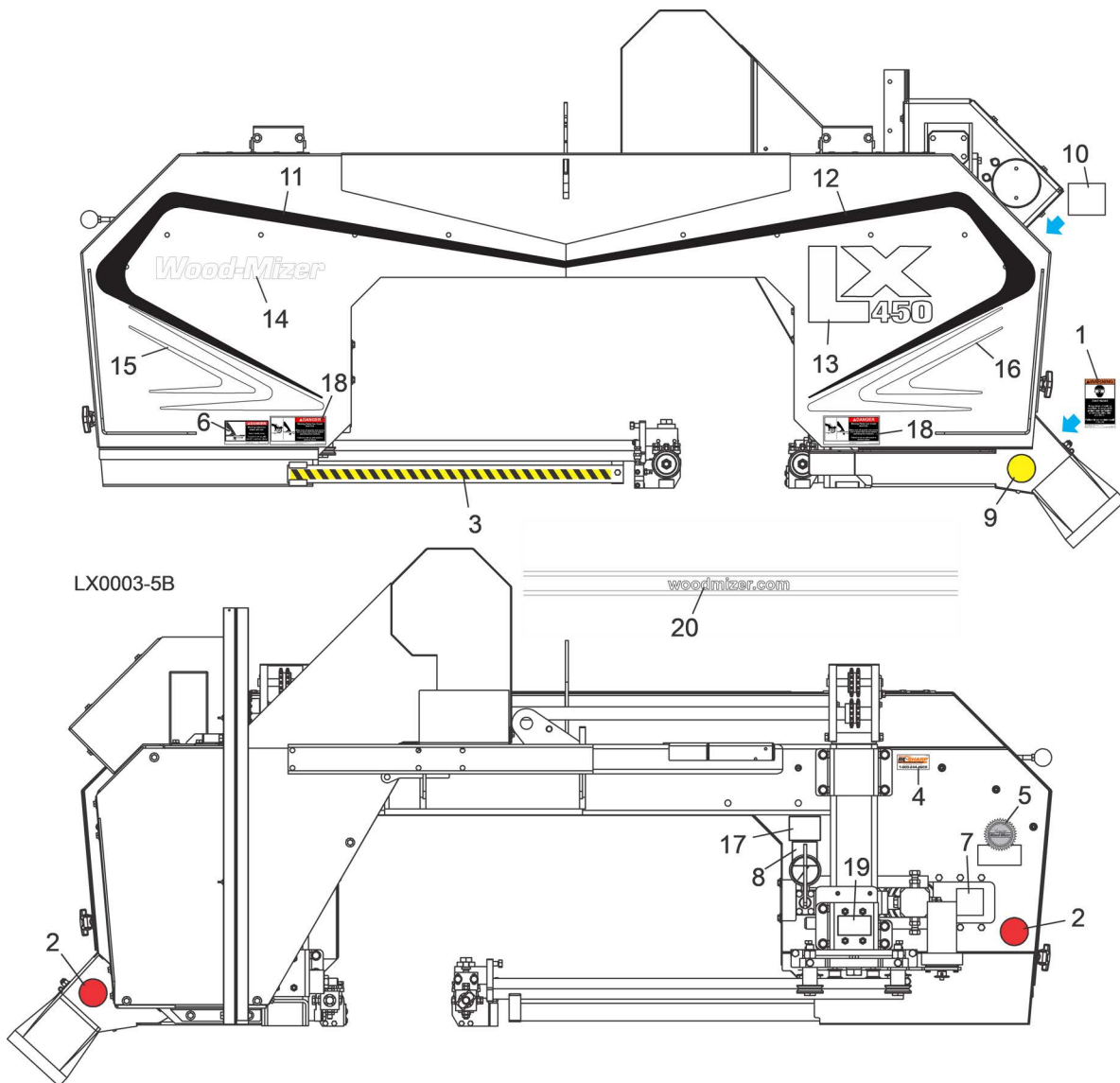
LX0003-20

REF	PART #	DESCRIPTION	COMMENTS	QTY.
	106510	<b>CAN/TRAY ASSEMBLY, GAS</b>		1
	550787	Assembly, Water Bottle		1
1	513866	Bottle, Water		1
2	550785	Cap. Water Bottle		1
3	550779	Gland Nut, 1/2 Npt		1
4	550780	O-ring, 27x20x1.5		2
5	530841	Shim, 21/37-1		1
6	550776	Fitting, Water Lube Shutoff Valve		1
7	550778	Gasket, 1/2 (Batard)		1
8	550777	Fitting, G3/4" X 10mm Hose Barb		1
9	085613	Grommet, Rubber, 1 x 1 3/4 Oval		1
10	107071	Tray Weldment, Fuel Tank		1
11	107144	Plate, Fuel Tank Cover		1
12	107145	Bracket, Fuel Tank Hold Down		2
13	F05005-113	Bolt, 1/4-20x3/4 Carriage		4
14	F05005-134	Bolt, 1/4-20x3/4 Hex Head w/Conical Washer		4

**4** **Saw Head**  
*Water Lube & Fuel Tank Assembly*

REF	PART #	DESCRIPTION	COMMENTS	QTY.
15	F05005-34	Bolt, 1/4-20x1 Carriage		1
16	F05006-102	Bolt, 5/16-18x3/4 Hex Head Grade 5		4
17	F05010-21	Nut, 1/4-20 Swaged		2
18	F05010-69	Nut, 1/4-20 Nylock		4
19	F05011-13	Washer, 5/16 Split Lock		4
20	F05011-17	Washer, 5/16 SAE Flat		4
21	F05011-60	Washer, 1/4 SAE Flat		4
22	P11668	Strap, 20 Rubber W/Hook		2
23	R01885	Tubing, Water Lube (Ft.)		1
24	103878	Tank, 5 Gallon Low Pro EPA Fuel		1
25	061250	Grommet, Shut Off		1
26	061251	Gas Cap, LT15		1
27	061252	Valve, Slosh		1
28	061253	Grommet, Slosh Valve		1
29	074943	Fitting, Fuel Pick-Up With Shut-Off		1
	R02423-1	Hose, Fuel 3/16" EPA 15G CARB		4.5 ft
	R02423-2	Hose, Fuel 1/4" EPA 15G CARB		4.5 ft

## 4.5 Saw Head Decals



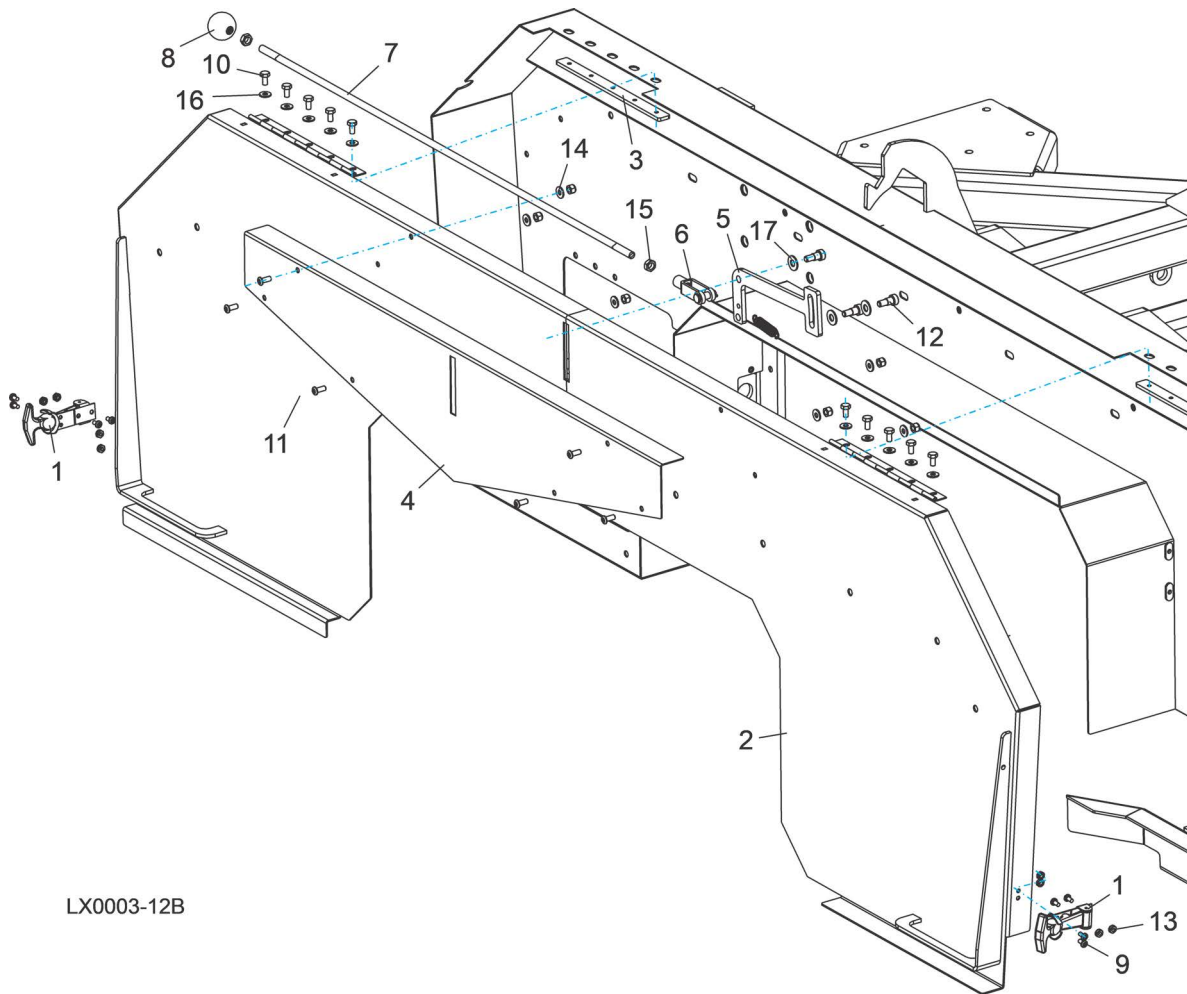
REF	PART #	DESCRIPTION	COMMENTS	QTY.
1	P11754	DECAL, SAWDUST CHUTE WARNING		1
2	P07452	DECAL, RED REFLECTIVE 2" ROUND		2
3	015849	DECAL, BLADE GUIDE ARM STRIPE		1
4	P12879	DECAL, BLADE RESHARP INFO		1
5	079278	DECAL, WOOD-MIZER QUALITY & INFORMATION		1
6	S11752	DECAL, BLADE DANGER		1
7	P11789	DECAL, BLADE ALIGNMENT		1
8	P11790	DECAL, TENSION SCREW		1
9	P07453	DECAL, AMBER REFLECTIVE 2" ROUND		1
10	074008	DECAL, BUILT IN THE USA		1
11	107164	DECAL, BLACK STRIPE, IDLE DOOR		1
12	107165	DECAL, BLACK STRIPE, DRIVE DOOR		1
13	107166	DECAL, WHITE LX450, DRIVE DOOR		1
14	107167	DECAL, WHITE WOOD-MIZER, IDLE DOOR		1

**4** Saw Head  
Saw Head Decals

---

REF	PART #	DESCRIPTION	COMMENTS	QTY.
15	107168	DECAL, WHITE STRIPE, IDLE DOOR		1
16	107169	DECAL, WHITE STRIPE, DRIVE DOOR		1
17	P10147	DECAL, HYDRAULIC BLADE TENSION CAUTION		1
18	033254	DECAL, BLADE COVERS DANGER		2
19	P12373	DECAL, BLADE TENSION RANGES		1
20	107170	DECAL, WHITE WOODMIZER.COM (LOCATED ON POWER FEED TUBE)		1

## 4.6 Blade Housing Covers



LX0003-12B

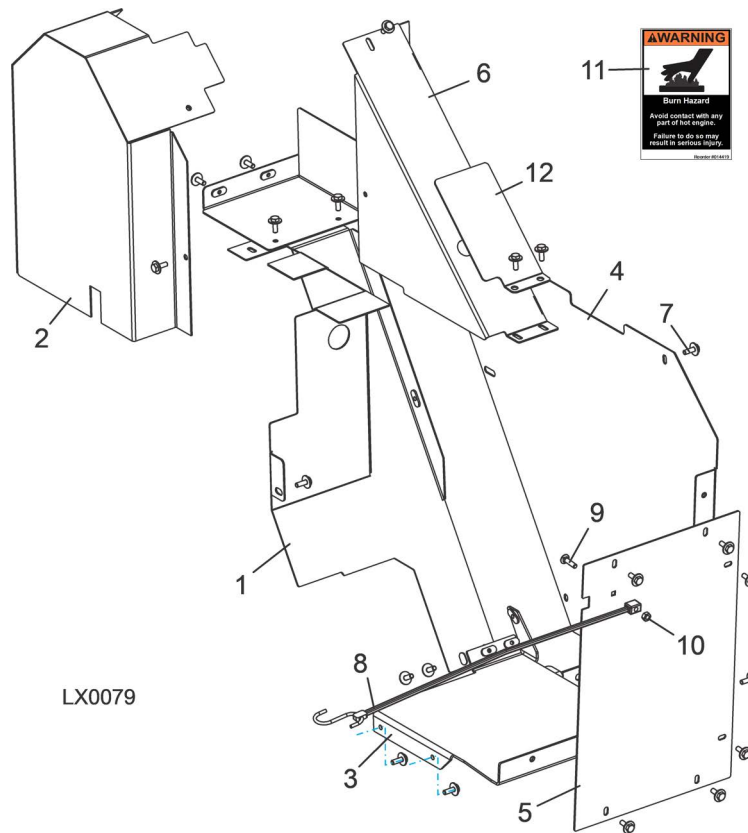
REF	PART #	DESCRIPTION	COMMENTS	QTY.
	106841	<b>DOOR ASSEMBLY, BLADE</b>		1
1	014829	Latch, Flexible Draw		2
2	106804	Door Weldment, Blade		1
3	106840	Plate, Hinge Mounting		2
4	106846	Plate, Blade Pan Cover		1
5	107054	Plate, Blade Cover Latch		1
6	107078	Rod End, 3/8 Clevis		1
7	107099	Rod, Blade Cover Latch		1
8	107123	Knob, Black Poly Ball		1
9	F05004-3	Screw, #10-24x3/8 Phillips PH Machine		8
10	F05005-15	Bolt, 1/4-20x1/2 HH		10
11	F05005-128	Screw, 1/4-20x5/8 SBHC 18-8 SS		6
12	F05007-159	Bolt, 3/8x3/8 Socket Shoulder		3
13	F05010-14	Nut, #10-24 Keps		8
14	F05010-69	Nut, 1/4-20 Nylock		6
15	F05010-29	Nut, 3/8-16 Jam		2
16	F05011-11	Washer, 1/4 SAE Flat		16
17	F05011-61	Washer, 3/8 SAE Flat		3
18	107180	Spring, Ext .50ODx2.25Lx.055Wire Dia		1

**4** Saw Head  
Blade Housing Covers

REF	PART #	DESCRIPTION	COMMENTS	QTY.
	107164	Decal, Black Stripe, Idle Door ( <a href="#">See Section 4.5</a> for Decal Location)		1
	107165	Decal, Black Stripe, Drive Door		1
	107166	Decal, White LX450, Drive Door		1
	107167	Decal, White Wood-Mizer, Idle Door		1
	107168	Decal, White Stripe, Idle Door		1
	107169	Decal, White Stripe, Drive Door		1
	S11752	Decal, Blade Danger Arrow		1
	033254	Decal, Moving Parts Danger		2

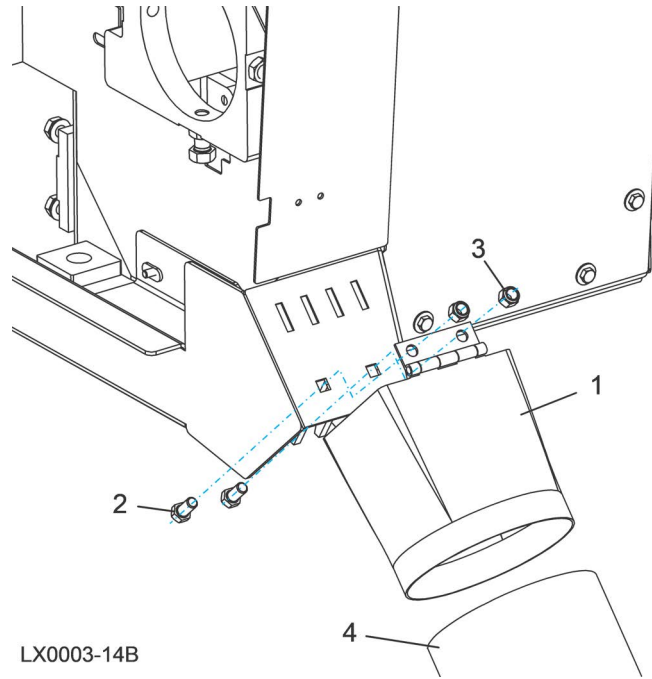


## 4.7 Drive Belt Covers



REF	PART #	DESCRIPTION	COMMENTS	QTY.
	107046	<b>COVER ASSEMBLY, DRIVE BELT</b>		1
1	107980	Cover Weldment, Drive Belt		1
2	106803	Cover Weldment, Drive Belt (Top)		1
3	106839	Cover Weldment, Bottom Belt		1
4	106845	Cover Weldment, Drive Belt		1
5	107050	Plate, Drive Belt Cover		1
6	107067	Cover, Drive Belt		1
7	F05005-134	Bolt, 1/4-20x3/4 Hex Head w/Conical Washer		24
8	P07461	Strap, 15 Rubber W/S Hooks		1
9	F05005-34	Bolt, 1/4-20x1 Carriage		1
10	F05010-21	Nut, 1/4-20 Swaged		1
11	014419	Decal, Hot Engine Warning		1
12	110662	Plate, LX450 Belt Cover		1

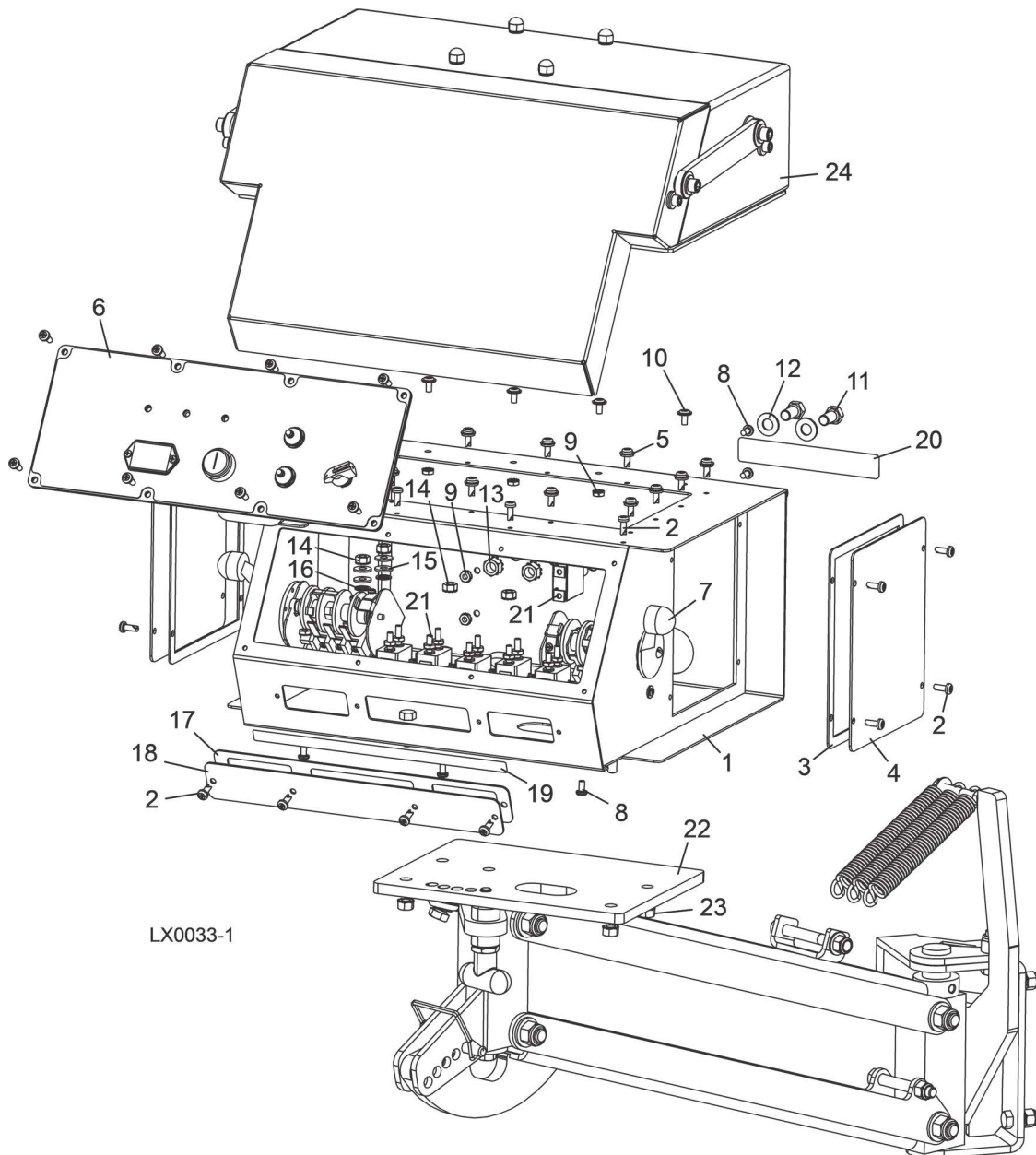
## 4.8 Sawdust Chute



REF	PART #	DESCRIPTION	COMMENTS	QTY.
1	034396	TUBE WELDMENT, SAWDUST CHUTE		1
2	F05007-118	BOLT, 3/8-16X3/4 HEX HEAD GRADE 5		2
3	F05010-10	NUT, 3/8-16 HEX NYLON LOCK		2
4	017829	CHUTE, RUBBER SAWDUST, 6IN		1

## SECTION 5 CONTROL & BATTERY BOXES

### 5.1 Control Assembly (G38 w/Accuset)



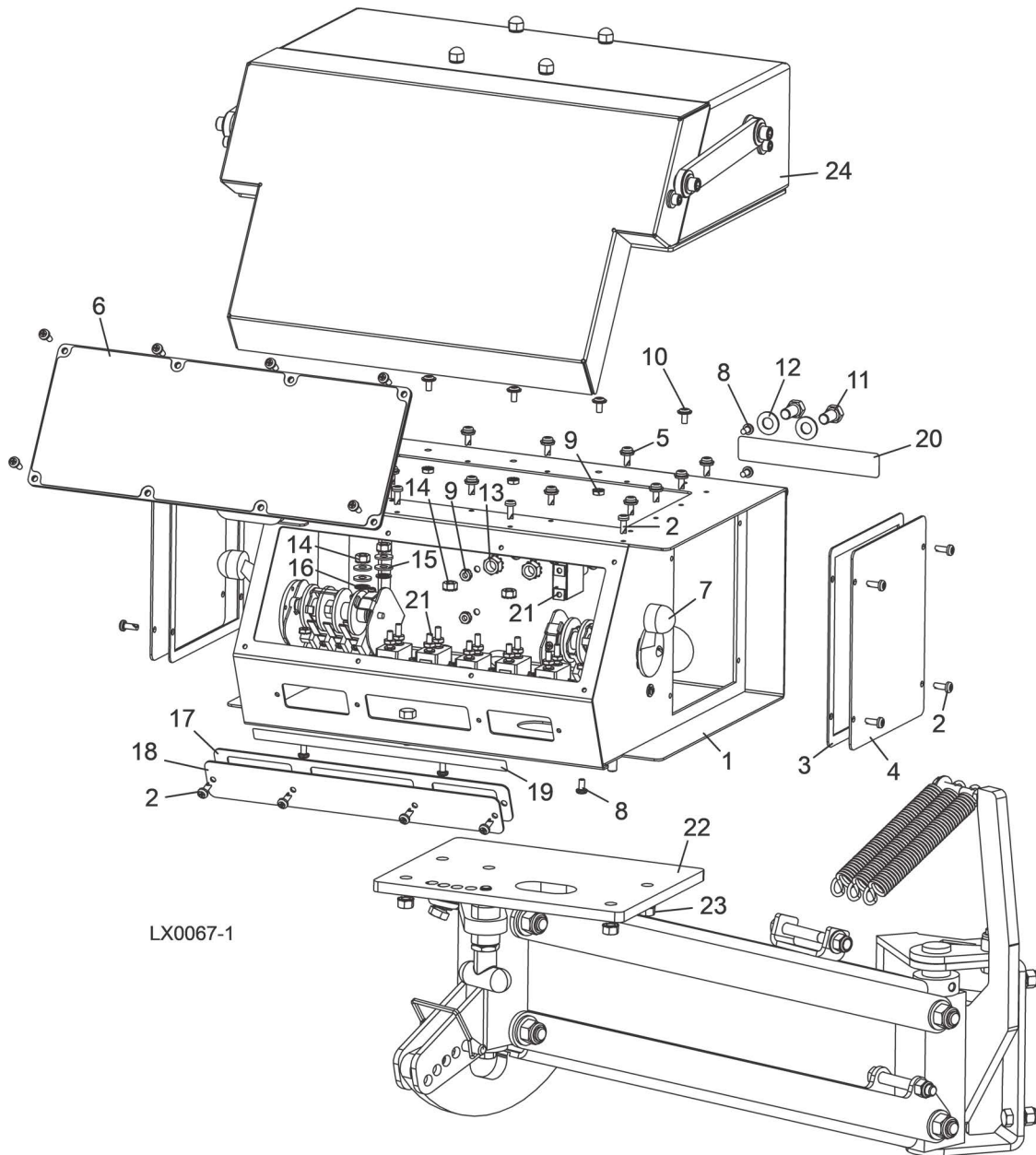
REF	PART #	DESCRIPTION	COMMENTS	QTY.
	036352	COVER, SAWMILL CONTROL CONSOLE W/ACCUSET		1
	073649	OPERATOR ASSEMBLY, LX450 G38 (W/ACCUSET)		1
1	025823	Box Weldment, Sawmill Control	Available in assemblies only.	1
2	F05015-17	Screw, #10-24 x 1/2" Pan Head		24
3	015274	Gasket, Control Box Side Access		2
4	006473	Plate, Control Box Side Access		2
5	F05004-186	Screw, #10-24 x 1/2" Phillips Head		14

## 5 Control & Battery Boxes

Control Assembly (G38 w/Accuset)

REF	PART #	DESCRIPTION	COMMENTS	QTY.
6	See Parts	Front Control Panel & Wiring Harnesses ((See Section 5.10))		1
7	See Parts	Drum Switches ((See Section 5.7))		1
8	F05004-3	Screw, #10-24 x 3/8" Phillips Pan Head		5
9	F05010-14	Nut, #10-24 Self Locking		9
10	F05004-148	Screw, #10-24 x 3/8" Phillips Pan Head Machine with Neo Washer		4
11	F05007-27	Bolt, 3/8-16 x 3/4" Hex Head		2
12	F05011-3	Washer, 3/8" SAE Flat		2
13	F05010-19	Nut, 3/8" Self-Locking Hex		2
14	F05010-9	Nut, 1/4-20 Self Locking		4
15	F05011-11	Washer, 1/4" SAE Flat		4
16	F05011-69	Washer, 1/4" Internal Star Heavy Duty Lock		2
17	015266	Gasket, Front Access Panel		1
18	015376	Panel, Control Box Front Access		1
19	069412	Decal, Front Circuit Breaker ID (Super NR Dual-Axis)		1
20	069414	Decal, Rear Circuit Breaker ID (Super NR Dual-Axis)		1
21	See Parts	Circuit Breakers ((See Section 5.8))		1
	053355	Harness Assembly, Dual-Axis Motor Control Non-Remote		1
	025003	Wire Assembly, Fwd Feed Option Power Point		1
22	See Parts	<b>MOUNT ASSEMBLY, ADJUSTABLE CONTROL BOX</b> ((See Section 5.14))		1
23	F05010-20	<b>NUT, 5/16-18 SELF-LOCKING HEX</b>		4
24	See Parts	<b>ACCUSET PARTS</b> ((See Section 5.4))		1

## 5.2 Control Assembly (D35 w/Accuset)



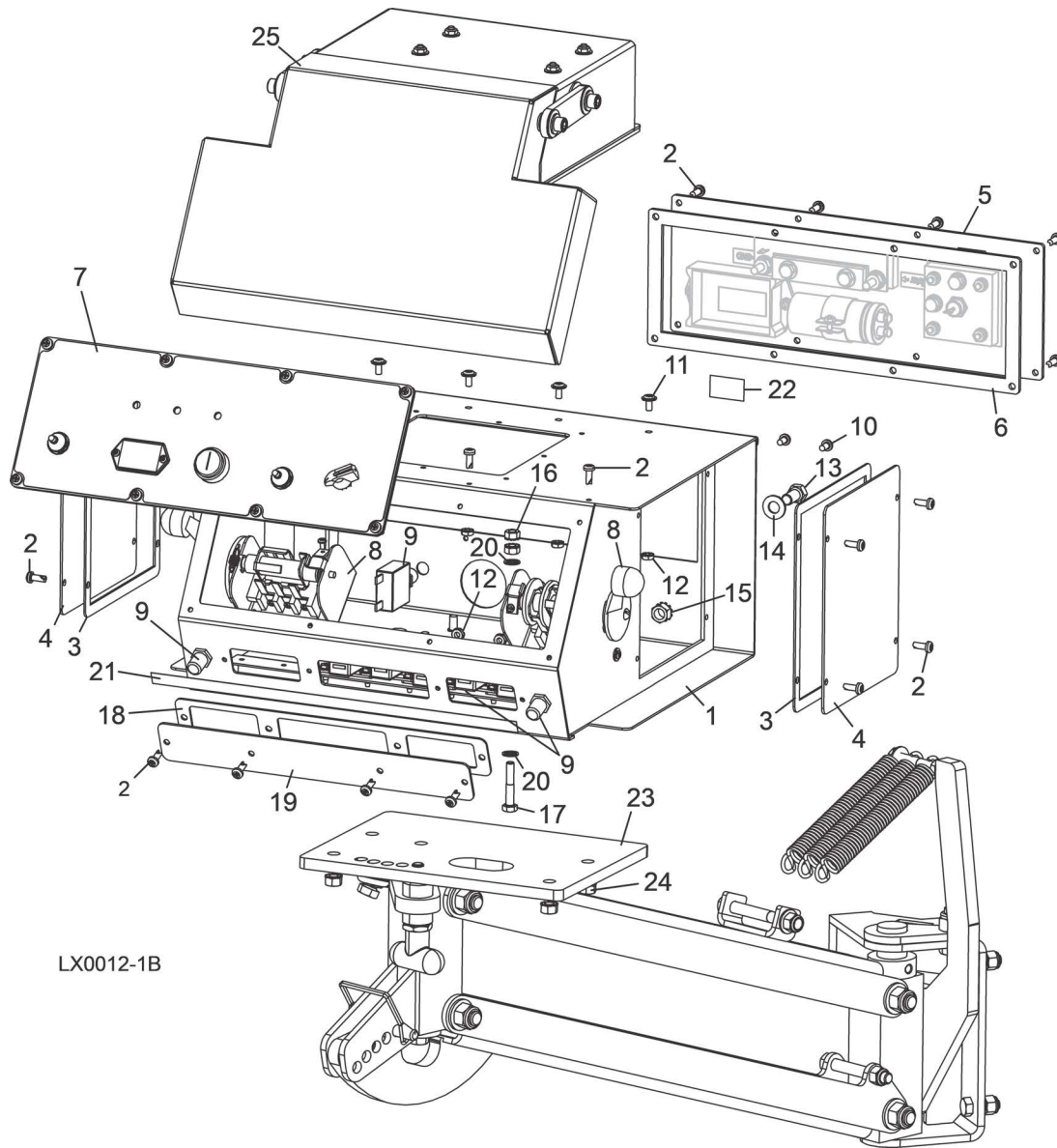
REF	PART #	DESCRIPTION	COMMENTS	QTY.
	036352	COVER, SAWMILL CONTROL CONSOLE W/ACCUSET		1
	073656	OPERATOR ASSEMBLY, LX450 D35 TIER 4 (W/ACCUSET)		1
1	025823	Box Weldment, Sawmill Control	Available in assemblies only.	1
2	F05015-17	Screw, #10-24 x 1/2" Pan Head		24
3	015274	Gasket, Control Box Side Access		2
4	006473	Plate, Control Box Side Access		2
5	F05004-186	Screw, #10-24 x 1/2" Phillips Head		14
6	See Parts	Front Control Panel & Wiring Harnesses ((See Section 5.11))		1
7	See Parts	Drum Switches ((See Section 5.7))		1
8	F05004-3	Screw, #10-24 x 3/8" Phillips Pan Head		5

## 5 Control & Battery Boxes

Control Assembly (D35 w/Accuset)

REF	PART #	DESCRIPTION	COMMENTS	QTY.
9	F05010-14	Nut, #10-24 Self Locking		9
10	F05004-148	Screw, #10-24 x 3/8" Phillips Pan Head Machine with Neo Washer		4
11	F05007-27	Bolt, 3/8-16 x 3/4" Hex Head		2
12	F05011-3	Washer, 3/8" SAE Flat		2
13	F05010-19	Nut, 3/8" Self-Locking Hex		2
14	F05010-9	Nut, 1/4-20 Self Locking		4
15	F05011-11	Washer, 1/4" SAE Flat		4
16	F05011-69	Washer, 1/4" Internal Star Heavy Duty Lock		2
17	015266	Gasket, Front Access Panel		1
18	015376	Panel, Control Box Front Access		1
19	069412	Decal, Front Circuit Breaker ID (Super NR Dual-Axis)		1
20	069414	Decal, Rear Circuit Breaker ID (Super NR Dual-Axis)		1
21	See Parts	Circuit Breakers ( <a href="#">(See Section 5.8)</a> )		1
	053355	Harness Assembly, Dual-Axis Motor Control Non-Remote		1
	025003	Wire Assembly, Fwd Feed Option Power Point		1
22	See Parts	<b>MOUNT ASSEMBLY, ADJUSTABLE CONTROL BOX</b> ( <a href="#">(See Section 5.14)</a> )		1
23	F05010-20	<b>NUT, 5/16-18 SELF-LOCKING HEX</b>		4
24	See Parts	<b>ACCUSET PARTS</b> ( <a href="#">(See Section 5.4)</a> )		1

### 5.3 Control Assembly (w/SimpleSet)



LX0012-1B

REF	PART #	DESCRIPTION	COMMENTS	QTY.
	015764	COVER, SAWMILL CONTROL CONSOLE		1
	073574	OPERATOR ASSEMBLY, LX450NR G38		1
	073586	OPERATOR ASSEMBLY, LX450NR D35		1
1	016135	Box Weldment, Sawmill Control	Available in assemblies only.	1
2	F05015-17	Screw, #10-24 x 1/2" Pan Head		24
3	015274	Gasket, Control Box Side Access		2
4	006473	Plate, Control Box Side Access		2
5	073578	Panel Assembly, Consolidated P/F CTRL 97		1
	073547	Control Module, Power Feed with Heat-sink	Available in assemblies only.	1
	073572	Plate, Consolidated Power Feed Mount		1
	F05010-160	Nut, 10-24 Hex Nylock		4
	F05011-11	Washer, 1/4 SAE Flat		3
	F05010-9	Nut, 1/4-20 Keps		3

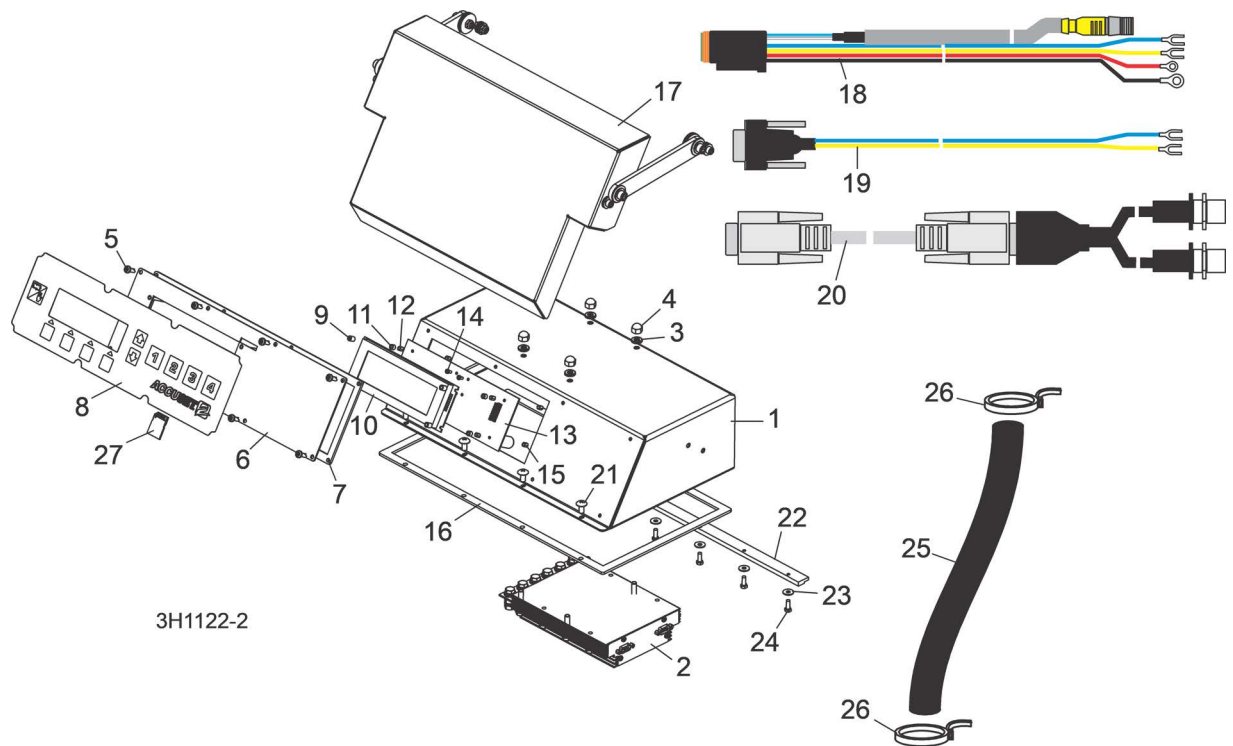
## 5 Control & Battery Boxes

Control Assembly (w/SimpleSet)

REF	PART #	DESCRIPTION	COMMENTS	QTY.
6	015278	Gasket, Rear Panel 97		1
7	See Parts	Front Control Panel & Wiring Harnesses ((See <a href="#">Section 5.13</a> ))		1
8	See Parts	Drum Switches ((See <a href="#">Section 5.7</a> ))		1
9	See Parts	Circuit Breakers ((See <a href="#">Section 5.9</a> ))		1
10	F05004-3	Screw, #10-24 x 3/8" Phillips Pan Head		2
11	F05004-148	Screw, #10-24 x 3/8" Phillips Pan Head Machine with Neo Washer		4
12	F05010-14	Nut, #10-24 Self Locking		6
13	F05007-27	Bolt, 3/8-16 x 3/4" Hex Head		2
14	F05011-3	Washer, 3/8" SAE Flat		2
15	F05010-19	Nut, 3/8" Self-Locking Hex		2
16	F05010-9	Nut, 1/4-20 Self Locking		2
17	F05005-181	Screw, 1/4-20 x 1 3/4" Flange Cap		1
18	015266	Gasket, Front Access Panel		1
19	015376	Panel, Control Box Front Access		1
20	F05011-69	Washer, 1/4" Internal Star Heavy Duty Lock		2
21	069349	Decal, Circuit Breaker ID (Std. 2010)		1
22	024366	Decal, Circuit Breaker ID (Autoclutch)		1
23	See Parts	<b>MOUNT ASSEMBLY, ADJUSTABLE CONTROL BOX</b> ((See <a href="#">Section 5.14</a> ))		1
24	F05010-20	<b>NUT, 5/16-18 SELF-LOCKING HEX</b>		4
25	See Parts	<b>SIMPLESET PARTS</b> ((See <a href="#">Section 5.6</a> ))		1



## 5.4 Accuset Control



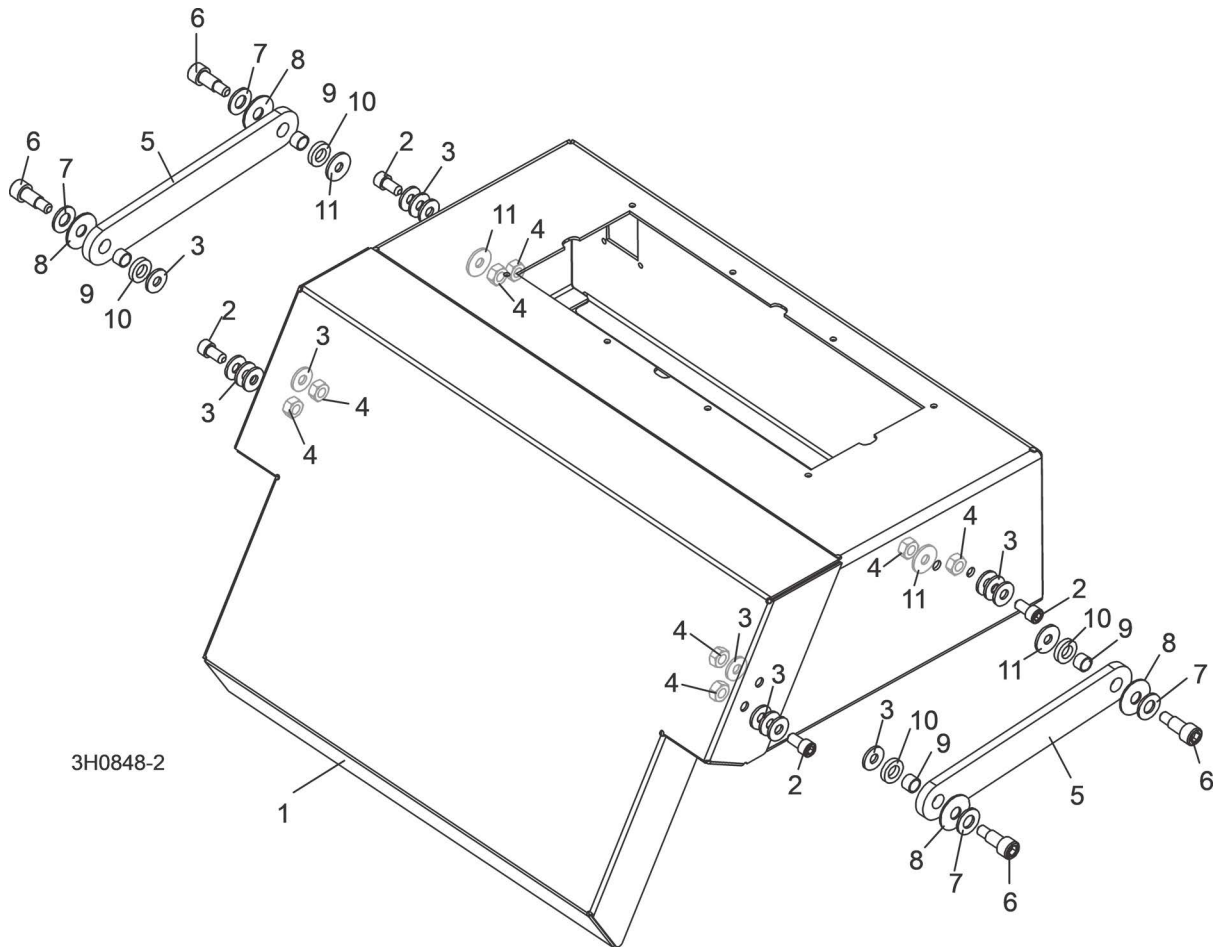
REF	PART #	DESCRIPTION	COMMENTS	QTY.
	053051	<b>CONTROL ASSEMBLY, ACCUSET 2</b>		1
1	003800	Box Weldment, Accuset 2 Control	Available in assemblies only.	1
2	057821LS-FR	Control Assembly, Accuset 2 Motor		1
	069556	PCB Assembly, Transient Voltage Suppression		1
3	F05011-14	Washer, 1/4" Split Lock		4
4	F05010-204	Nut, 1/4-20 Stainless Acorn		4
5	F05015-17	Screw, #10-24 x 1/2" Phillips Head		8
	069649	Panel Assembly, Accuset 2 Modular Front		1
6	055929	Panel Weldment, AccuSet 2 Front Module		1
7	024870	Gasket, Accuset Front Panel		1
8	052874	Switch, Accuset 2 Membrane		1
9	069650	Spacer, 1/4" OD x 5/16" Long Nylon		4
10	052900	Display, Accuset 2 Front Panel		1
11	024864	Spacer, 1/8" ID x 1/4" OD x 3/16" Long		4
12	024863	Spacer, 1/4" Hex Tapped		4
13	069662	PCB Assembly, Accuset 2 Replacement Control		1
14	F05005-183	Screw, #4-20 x 1/4" T10 Self-Tapping		4
15	024863	Spacer, 1/4" Hex Tapped		4
16	015980	Gasket, Accuset Control Box		1
17		Cover Parts ( <a href="#">See Section 5.5</a> )		
18	053036	Harness Assembly, Accuset 2 LT40/70 HMI		1
19	053037	Cable Assembly, LT40/70 Bridge Bypass		1
20	053696	Cable Assembly, Dual M12 to D-Sub		1

**5** Control & Battery Boxes  
Accuset Control

---

REF	PART #	DESCRIPTION	COMMENTS	QTY.
21	F05015-17	SCREW, #10-24 X 1/2" PHILLIPS HEAD		4
22	015296	BRACKET, ACCUSET HOLDOWN CLAMP		1
23	F05011-18	WASHER, #10 SAE FLAT		4
24	F05004-27	BOLT, #10-24 X 1/2" HEX HEAD		4
25	R02349	TUBING, 13/16 OD X 5/8 ID NORPRENE		6 in.
26	F05089-3	TIE WRAP, 3/16" X 6" BLACK UV		2
27	053225	CARD KIT, ACCUSET 2 SOFTWARE UPDATE		1

## 5.5 Accuset Cover Assembly



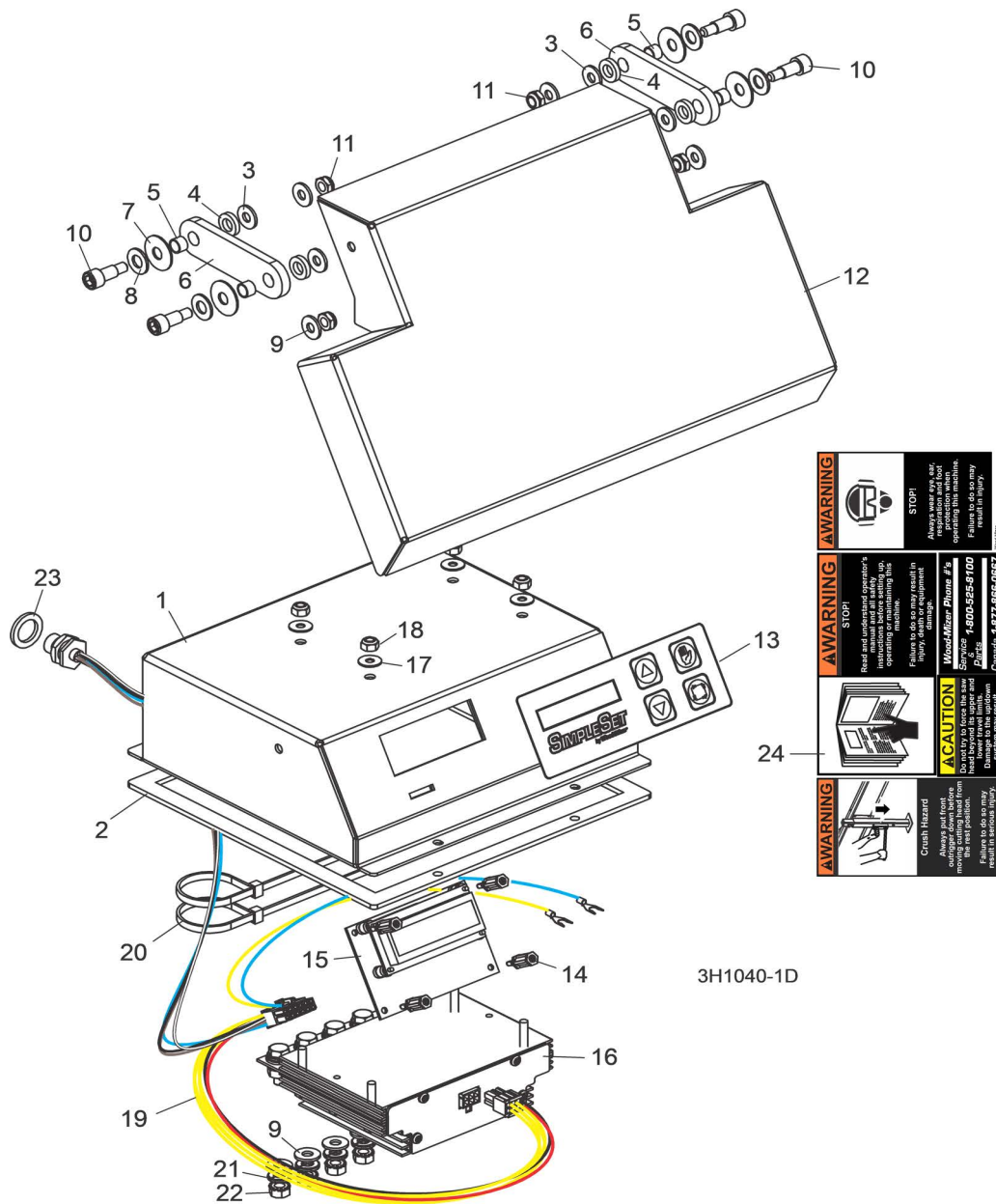
REF	PART #	DESCRIPTION	COMMENTS	QTY.
	006847	<b>CONTROL ASSEMBLY, SIMPLE SET</b>		1
1	006845	Box Weldment, Simple Set Control		1
2	006863	Gasket, Simple Set Control Box		1
3	F05011-11	Washer, 1/4" SAE Flat		4
4	F05011-92	Washer, 5/16" Nylon Flat		4
5	016655	Bushing, 5/16" ID x 3/8" OD x 1/4" Bronze		4
6	006872	Plate, Simple Set Control Cover Link		2
7	F05011-93	Washer, 5/16" Belleville		4
8	F05011-17	Washer, 5/16" SAE Flat		4
9	F05011-11	Washer, 1/4" SAE Flat		8
10	F05006-69	Bolt, 5/16" x 1/2" Shoulder 1/4-20 Thread Stainless		4
11	F05010-156	Nut, 1/4-20 Hex Half Nylon Lock		4
12	006846	Cover, Simple Set Control		1
13	053347	Membrane, Simple Set Control Switch		1
14	053385	Standoff, 5/8" Threaded PCB		4
15	053377	PCB Assembly, Simple Set Control		1
16	053373	H-Bridge Assembly, Simple Set		1
17	F05011-18	Washer, #10 SAE Flat		4
18	F05010-160	Nut, #10-24 Hex Nylon Lock		4

**5** **Control & Battery Boxes**  
*Accuset Cover Assembly*

---

REF	PART #	DESCRIPTION	COMMENTS	QTY.
19	053379	Harness Assembly, Simple Set Control		1
20	F05089-3	Tie Wrap, 3/16" x 6" UV Black		2
21	F05011-14	Washer, 1/4" Split Lock		4
22	F05010-9	Nut, 1/4-20 Self-Locking Hex		4
23	F05011-19	Washer, 5/8" x 15/16" x .094 Nylon		1
24	069632	Decal, Control Box 4 x Warning		1

## 5.6 Simple Set Control



**AWARNING** **STOP!**  
Always wear eye, ear, and respiratory protection when operating this machine. Failure to do so may result in injury or death.

**AWARNING** **STOP!**  
Read and understand all operators instructions before setting up, operating, or servicing this machine. Failure to do so may result in injury or death.

**CAUTION**  
Do not try to force the saw head back into work and handle back work. Damage to the work may occur by forcing the work.

**AWARNING** **Crush Hazard**  
Always pull from moving cutting head from work and never touch work while cutting. Failure to do so may result in serious injury.

**WoodMizer** **Phonix #1's**  
Service: 1-800-525-9100  
Parts: 1-800-525-9100  
Canada: 1-877-866-0867

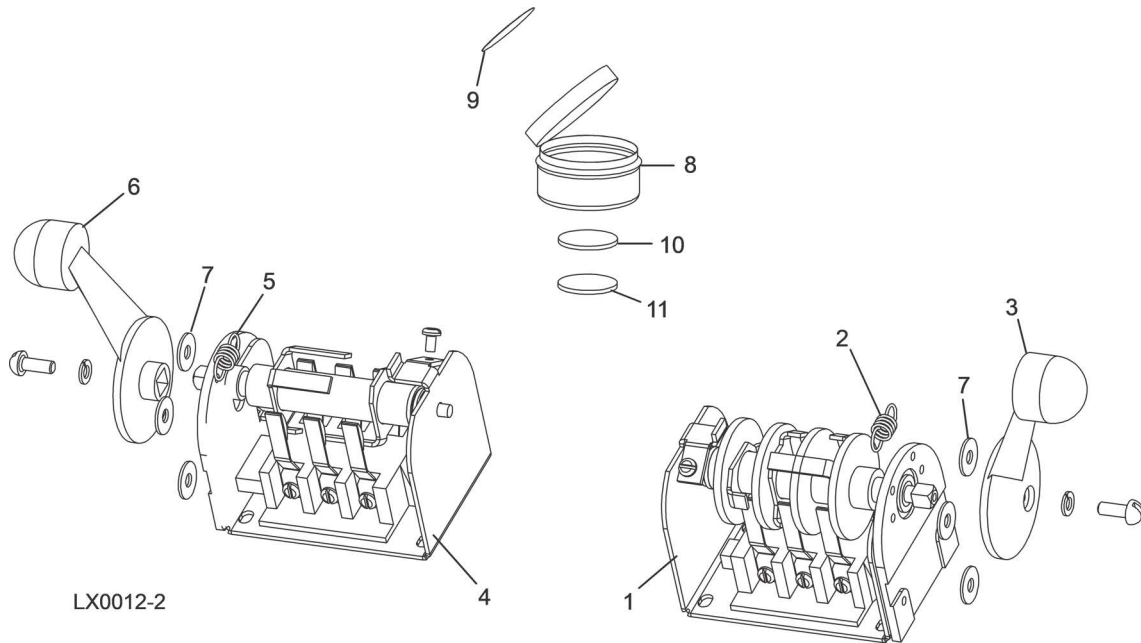
3H1040-1D

REF	PART #	DESCRIPTION	COMMENTS	QTY.
	006847	<b>CONTROL ASSEMBLY, SIMPLE SET</b>		1
1	006845	Box Weldment, Simple Set Control		1
2	006863	Gasket, Simple Set Control Box		1
3	F05011-11	Washer, 1/4" SAE Flat		4
4	F05011-92	Washer, 5/16" Nylon Flat		4
5	016655	Bushing, 5/16" ID x 3/8" OD x 1/4" Bronze		4
6	006872	Plate, Simple Set Control Cover Link		2
7	F05011-93	Washer, 5/16" Belleville		4
8	F05011-17	Washer, 5/16" SAE Flat		4
9	F05011-11	Washer, 1/4" SAE Flat		8
10	F05006-69	Bolt, 5/16" x 1/2" Shoulder 1/4-20 Thread Stainless		4
11	F05010-156	Nut, 1/4-20 Hex Half Nylon Lock		4

**5** Control & Battery Boxes  
Simple Set Control

REF	PART #	DESCRIPTION	COMMENTS	QTY.
12	006846	Cover, Simple Set Control		1
13	053347	Membrane, Simple Set Control Switch		1
14	053385	Standoff, 5/8" Threaded PCB		4
15	053377	PCB Assembly, Simple Set Control		1
16	053373	H-Bridge Assembly, Simple Set		1
17	F05011-18	Washer, #10 SAE Flat		4
18	F05010-160	Nut, #10-24 Hex Nylon Lock		4
19	053379	Harness Assembly, Simple Set Control		1
20	F05089-3	Tie Wrap, 3/16" x 6" UV Black		2
21	F05011-14	Washer, 1/4" Split Lock		4
22	F05010-9	Nut, 1/4-20 Self-Locking Hex		4
23	F05011-19	Washer, 5/8" x 15/16" x .094 Nylon		1
24	069632	Decal, Control Box 4 x Warning		1

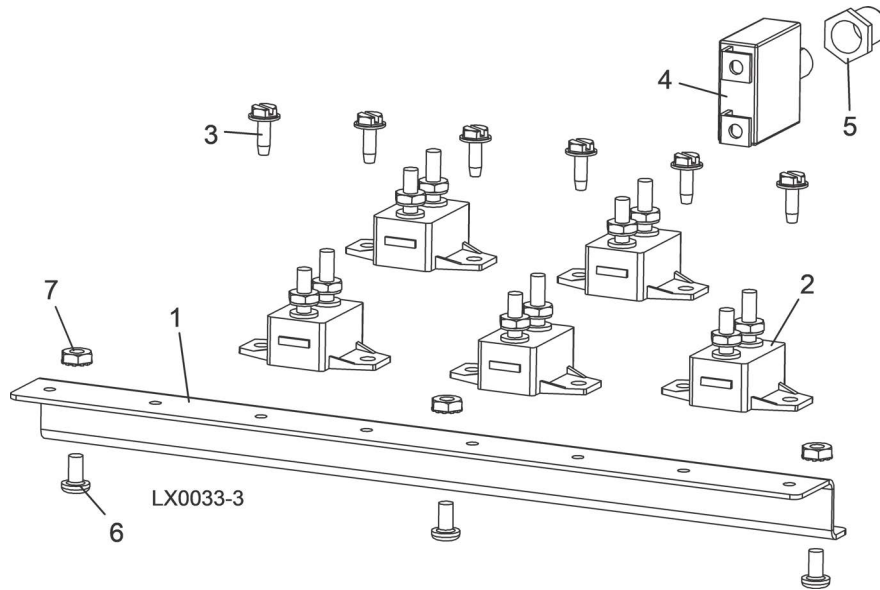
## 5.7 Drum Switches



LX0012-2

REF	PART #	DESCRIPTION	COMMENTS	QTY.
	E20440	<b>SWITCH ASSEMBLY, UP/DOWN DRUM</b>		1
1	E20440-B	Switch, S12 Bulk Drum	Available in assemblies only.	1
2	P12570	Spring, Drum Switch		1
3	P12500	Handle, Drum Switch Replacement		1
	E20439	<b>SWITCH ASSEMBLY, POWER FEED DRUM</b>		1
4	E20439-B	Switch, S11 Bulk Drum	Available in assemblies only.	1
5	P12570	Spring, Drum Switch		1
6	P12500	Handle, Drum Switch Replacement		1
7	F05011-41	<b>WASHER, #8 SAE FLAT</b>		6
	A20463	<b>CUP ASSEMBLY, DRUM SWITCH GREASE</b>		1
8	P20464	Cup, Plastic Container	Available in assemblies only.	1
9	P20467	Decal, Grease Cup Label		1
10	P20466	Pad, Velcro Loop	Available in assemblies only.	1
11	P20465	Pad, Velcro Hook	Available in assemblies only.	1
	P20468	Grease, High Temp Drum Switch	Available in assemblies only.	.025 Lb

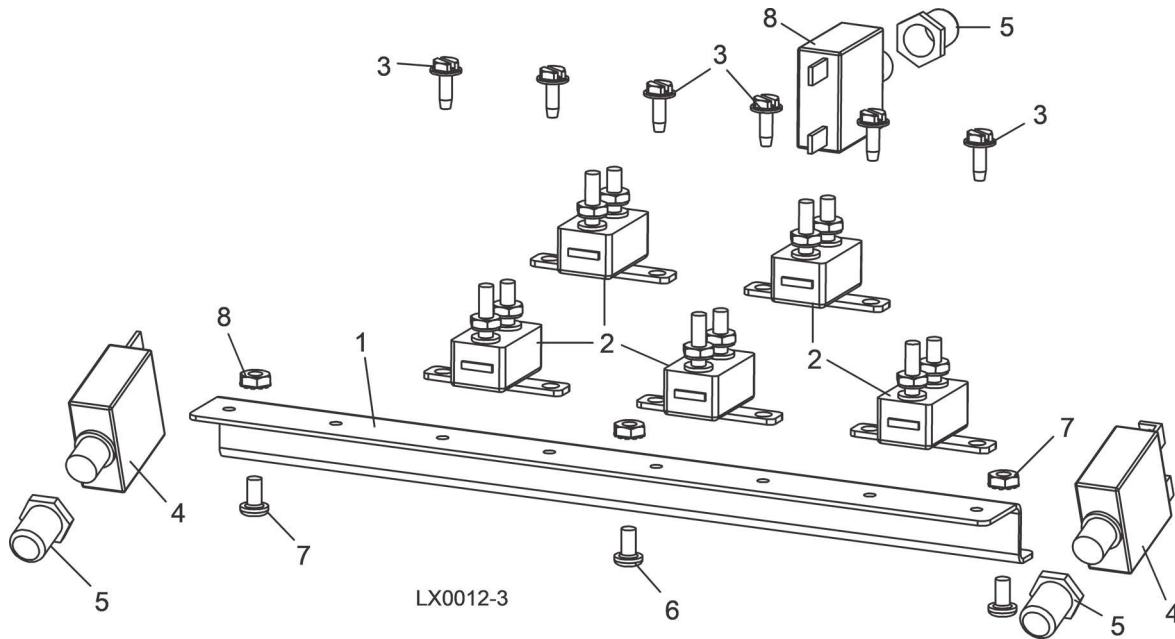
## 5.8 Circuit Breakers (w/Accuset)



REF	PART #	DESCRIPTION	COMMENTS	QTY.
	015621	<b>BREAKER ASSEMBLY, SAWMILL CONTROL CIRCUIT</b>		1
1	052826	Rail, Circuit Breaker		1
2	E20430	Breaker, 15 Amp Manual Reset		5
3	F05015-7	Screw, #10-24 x 1/2" Self-Tapping		6
4	015527	<b>BREAKER, 70 AMP MANUAL RESET PANEL MOUNT</b>		1
5	021253	<b>BOOT, CIRCUIT BREAKER</b>		1
6	F05004-3	<b>SCREW, #10-24 X 3/8" PHILLIPS PAN HEAD</b>		3
7	F05010-14	<b>NUT, #10-24 SELF LOCKING</b>		3

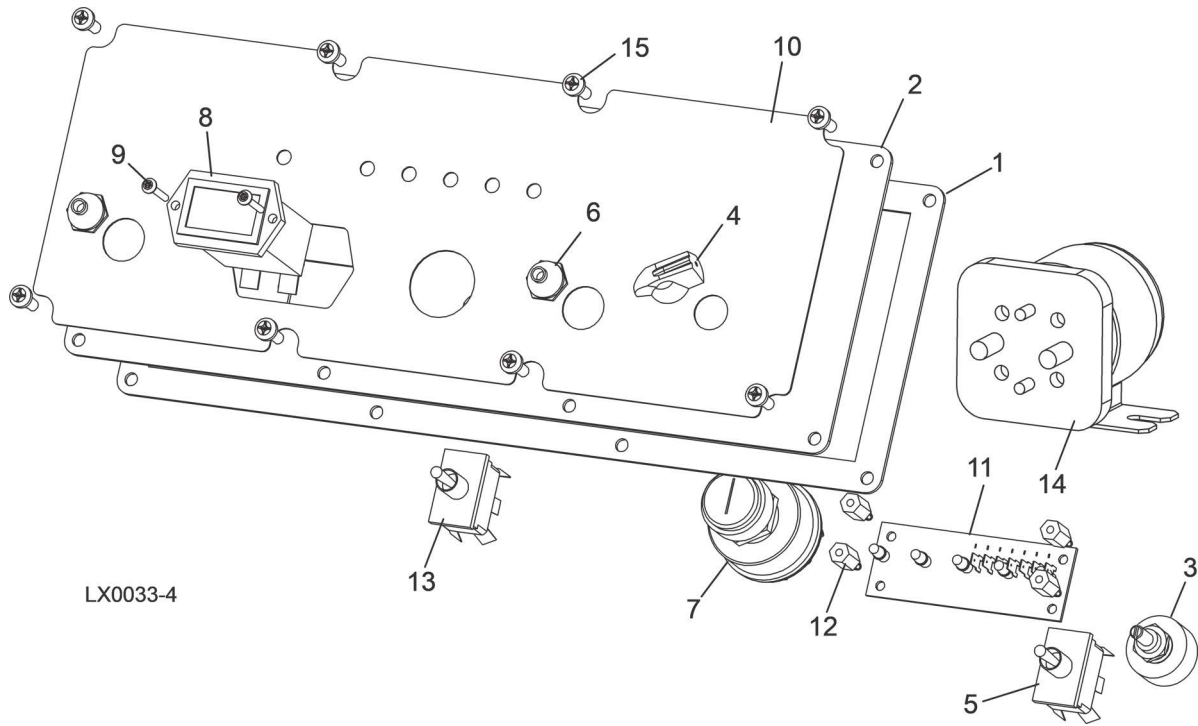


## 5.9 Circuit Breakers (w/SimpleSet)



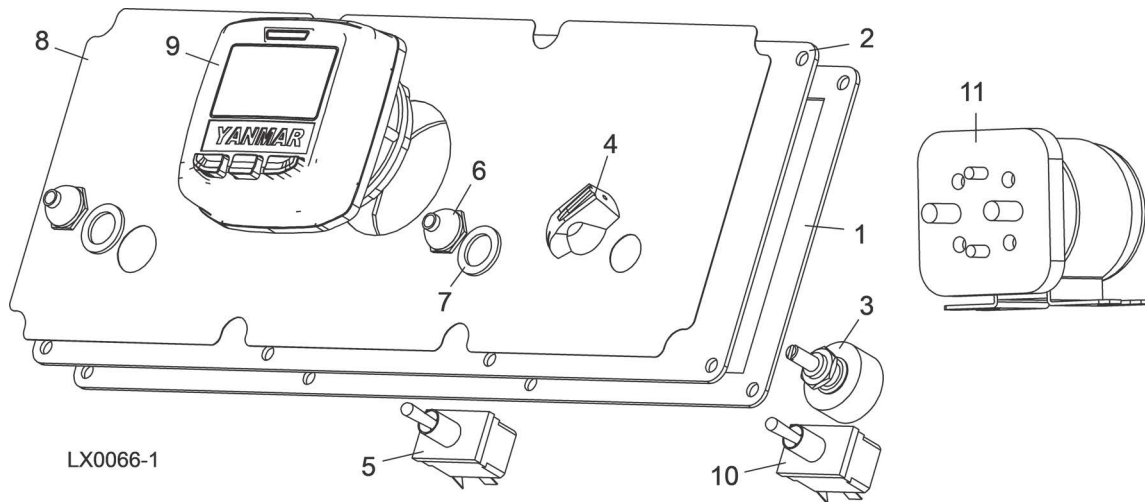
REF	PART #	DESCRIPTION	COMMENTS	QTY.
	015621	<b>BREAKER ASSEMBLY, SAWMILL CONTROL CIRCUIT</b>		1
1	052826	Rail, Circuit Breaker		1
2	E20430	Breaker, 15 Amp Manual Reset		5
3	F05015-7	Screw, #10-24 x 1/2" Self-Tapping		6
4	021256	<b>BREAKER, 50A MANUAL RESET PANEL MOUNT</b>		2
5	021253	<b>BOOT, CIRCUIT BREAKER</b>		3
6	F05004-3	<b>SCREW, #10-24 X 3/8" PHILLIPS PAN HEAD</b>		3
7	F05010-14	<b>NUT, #10-24 SELF LOCKING</b>		3
8	024246	<b>BREAKER, 30A MANUAL RESET PANEL MOUNT</b>		1

### 5.10 Front Panel Assembly & Harnesses (G38 w/Accuset)



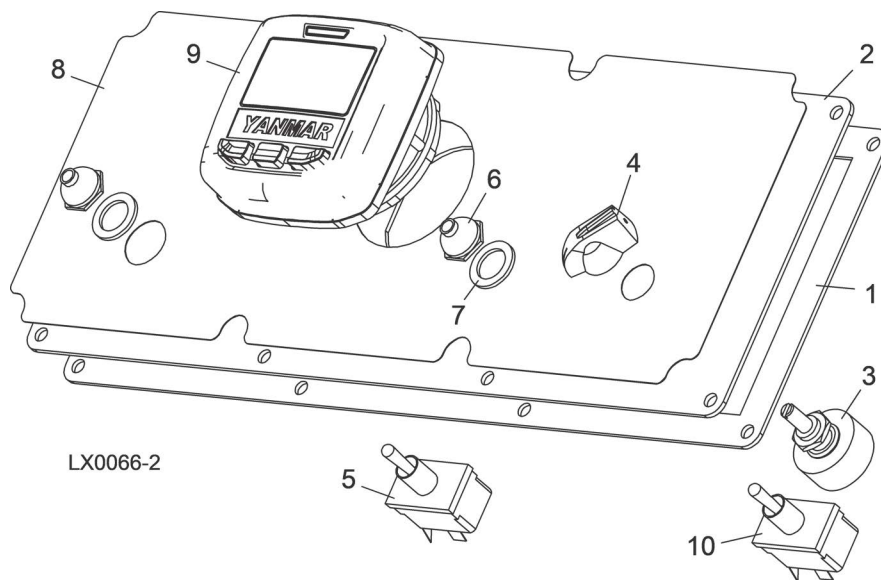
REF	PART #	DESCRIPTION	COMMENTS	QTY.
	073650	<b>PANEL ASSEMBLY, CONTROL FRONT (LX450 G38)</b>		1
1	015270	Gasket, Front Panel		1
2	015302	Panel Weldment, Control		1
3	024450-1	Switch Assembly, Feed Rate		1
4	P06257	Knob, Feed Rate With Set Screw		1
5	024200	Switch, Toggle		1
6	P02575	Boot, Toggle Switch Rubber		2
7	P04350	Switch, Key		1
8	015401	Meter, Hour		1
9	F05015-28	Screw, #6-32 x 1/2" Plain PH T23		2
10	015269	Decal, Control Panel		1
11	015409	Board, LED Circuit (D35/G38)		1
12	023147	Spacer, 1/2"-#6 Threaded		4
13	060514	Toggle Switch, DPST OFF-ON		1
14	015470	Solenoid, 200A 12V SPST Cont. Duty		1
15	F05015-17	<b>SCREW, #10-24 X 1/2" PAN HEAD</b>		8
	073576	<b>HARNESS ASSEMBLY, UPPER WIRING (LX450NR G38)</b>		1
	050399	Conduit, 1 1/4" x 58" Flex		1
	024402	Connector, 1 1/4" Straight Male Metal Conduit		1
	073575	<b>HARNESS ASSEMBLY, LOWER WIRING (G38)</b>		1
	R02374	Conduit, 1/2" Expandable Black		41 in.
	R02374	Conduit, 1/2" Expandable Black		42 in.

### 5.11 Front Panel Assembly & Harnesses (D35 w/Accuset)



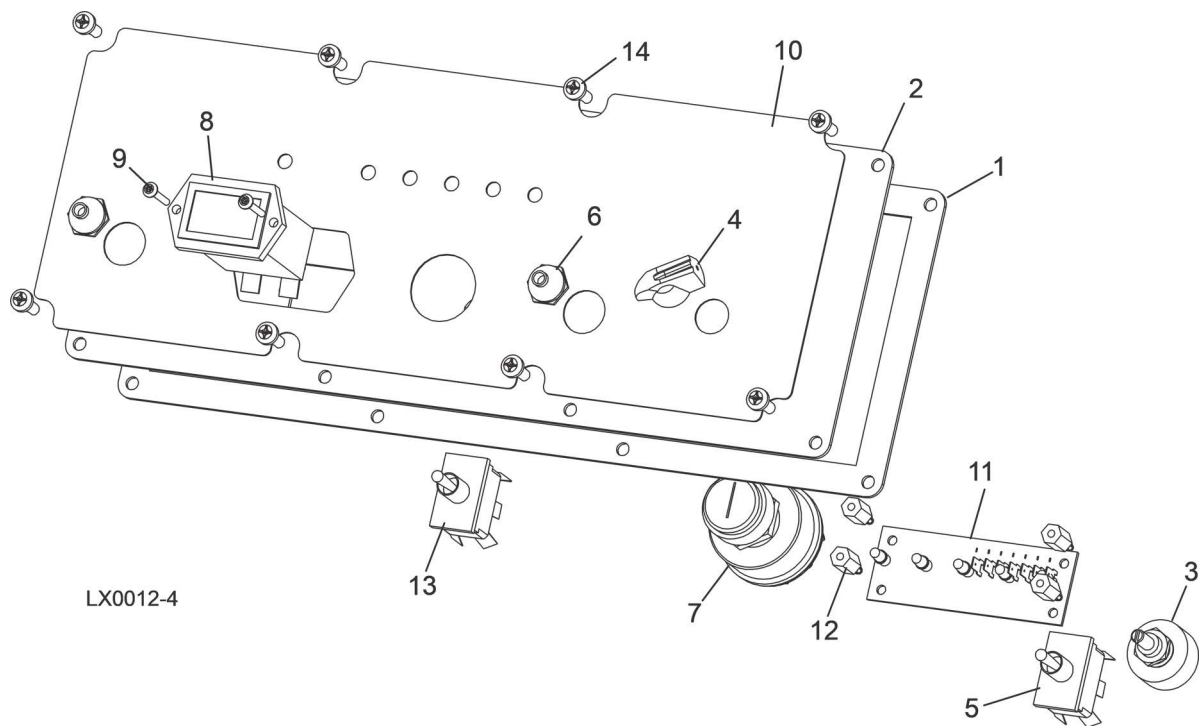
REF	PART #	DESCRIPTION	COMMENTS	QTY.
	073658	<b>PANEL ASSEMBLY, CONTROL FRONT (LX450 D35)</b>		1
1	015270	Gasket, Front Panel		1
2	011298	Panel, LT40/50 Control Box Front		1
3	024450	Pot Assembly, Feed Rate Control Sawmill		1
4	P06257	Knob, Feed Rate With Set Screw		1
5	024200	Switch, Toggle		2
6	P02575	Boot, Toggle Switch Rubber		2
7	P05251-1	Washer, 1/2 x 3/4 x 1/16 Nylon		2
8	073660	Decal, LX450 Tier 4 Control Panel Front		1
9	073601	Controller, Yanmar Tier 4 Engine		1
10	073661	Switch, DPDT ON-ON Toggle		1
11	016371	<b>SOLENOID KIT, 200A 12V SPST CONT. DUTY</b>		1
	015470	Solenoid, 200A 12V SPST Cont. Duty	Available in assemblies only.	1
	015426	Diode Assembly, Solenoid Coil Chassis Gnd		1
	073657	<b>HARNESS ASSEMBLY, LX450NR D35 UPPER</b>		1
	050399	Conduit, 1 1/4" x 58" Flex		1
	024402	Connector, 1 1/4" Straight Male Metal Conduit		1
	073659	<b>HARNESS ASSEMBLY, LX450NR D35 LOWER</b>		1
	R02374	Conduit, 1/2" Expandable Black (Inches)		41
	R02374	Conduit, 1/2" Expandable Black (Inches)		42

## 5.12 Front Panel Assembly & Harnesses (D35 Remote w/Accuset)



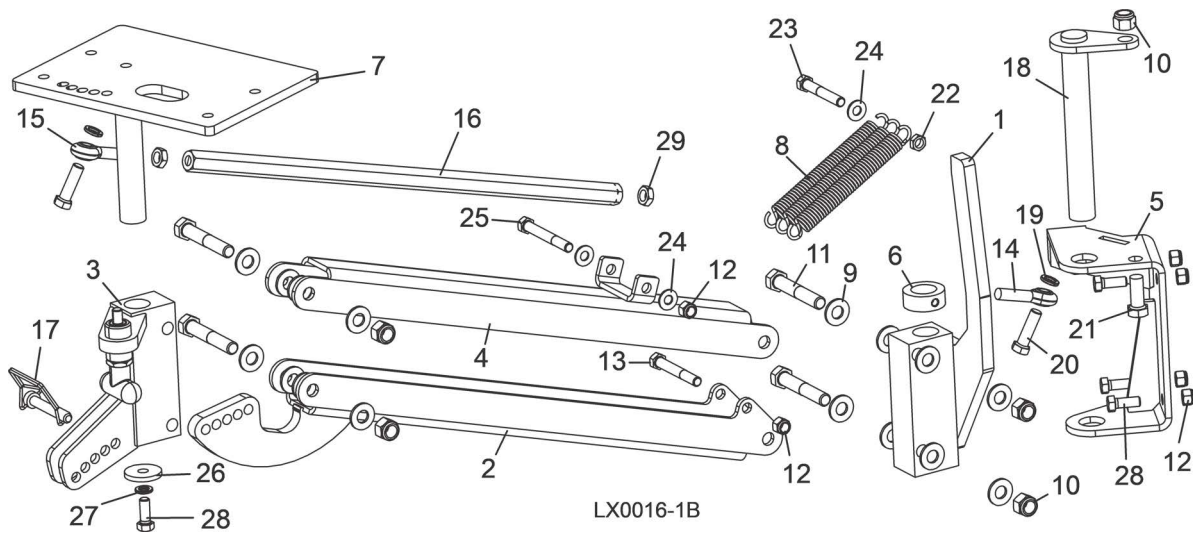
REF	PART #	DESCRIPTION	COMMENTS	QTY.
	073658	<b>PANEL ASSEMBLY, CONTROL FRONT TIER 4 (LX450 D35)</b>		1
<b>1</b>	015270	Gasket, Front Panel		1
<b>2</b>	011298	Panel, LT40/50 Control Box Front		1
<b>3</b>	024450	Pot Assembly, Feed Rate Control Sawmill		1
<b>4</b>	P06257	Knob, Feed Rate With Set Screw		1
<b>5</b>	024200	Switch, Toggle		1
<b>6</b>	P02575	Boot, Toggle Switch Rubber		2
<b>7</b>	P05251-1	Washer, 1/2 x 3/4 x 1/16 Nylon		2
<b>8</b>	073660	Decal, LX450 Tier 4 Control Panel Front		1
<b>9</b>	073601	Controller, Yanmar Tier 4 Engine		1
<b>10</b>	073661	Switch, DPDT ON-ON Toggle		1
	073663	<b>HARNES ASSEMBLY, LX450 TIER 4 CONTROL</b>		1

### 5.13 Front Panel Assembly & Harnesses (w/SimpleSet)



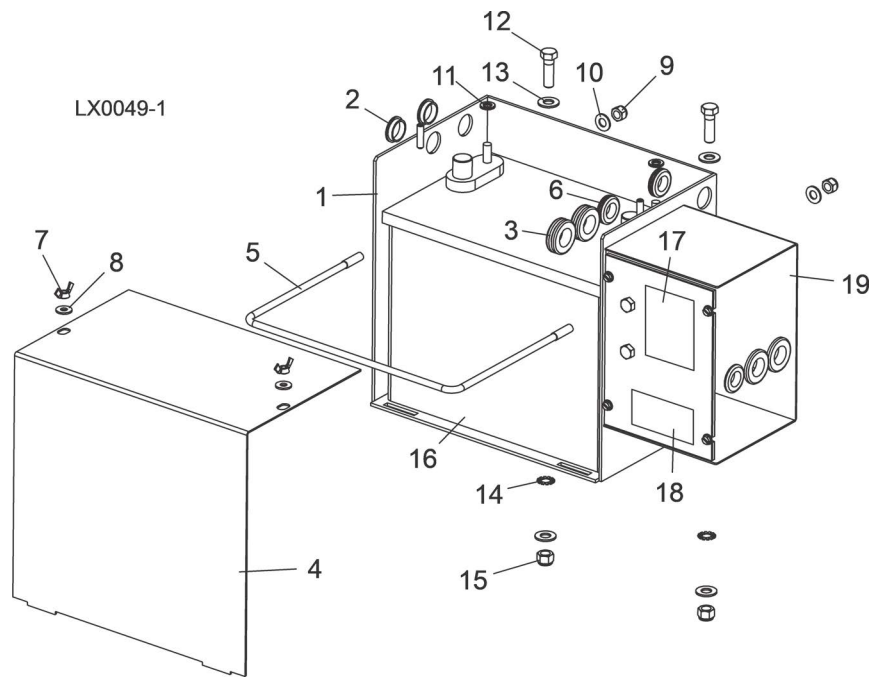
REF	PART #	DESCRIPTION	COMMENTS	QTY.
	073577	<b>PANEL ASSEMBLY, CONTROL FRONT (LX450NR G38/D35)</b>		1
1	015270	Gasket, Front Panel		1
2	015302	Panel Weldment, Control		1
3	024450-1	Switch Assembly, Feed Rate		1
4	P06257	Knob, Feed Rate With Set Screw		1
5	024200	Switch, Toggle		1
6	P02575	Boot, Toggle Switch Rubber		2
7	P04350	Switch, Key		1
8	015401	Meter, Hour		1
9	F05015-28	Screw, #6-32 x 1/2" Plain PH T23		2
10	015269	Decal, Control Panel (D35/G38)		1
11	015409	Board, LED Circuit (D35/G38)		1
12	023147	Spacer, 1/2"-#6 Threaded		4
13	060514	Toggle Switch, DPST OFF-ON		1
14	F05015-17	<b>SCREW, #10-24 X 1/2" PAN HEAD</b>		8
	073576	<b>HARNESS ASSEMBLY, UPPER WIRING (LX450NR G38)</b>		1
	073585	<b>HARNESS ASSEMBLY, UPPER WIRING (LX450NR D35)</b>		1
	050399	Conduit, 1 1/4" x 58" Flex		1
	024402	Connector, 1 1/4" Straight Male Metal Conduit		1
	073575	<b>HARNESS ASSEMBLY, LOWER WIRING (G38)</b>		1
	N/A	<b>HARNESS ASSEMBLY, LOWER WIRING (D35)</b>		1
	R02374	Conduit, 1/2" Expandable Black		41 in.
	R02374	Conduit, 1/2" Expandable Black		42 in.

### 5.14 Adjustable Control Mount Assembly



REF	PART #	DESCRIPTION	COMMENTS	QTY.
	107000	<b>MOUNT ASSEMBLY, ADJUSTABLE CONTROL BOX</b>		1
1	107161	Mount Weldment, Control Box		1
2	107156	Link Weldment, Control Box		1
3	107075	Pivot Weldment, Control Box		1
4	107159	Link Weldment, Control Box Mount		1
5	107072	Mount Weldment, Control Box		1
6	038090	Collar, 1in Lock		1
7	107073	Mount Weldment, Control Box		1
8	107155	Spring, Ext .75ODx6.5Lx.12Wire Dia		3
9	F05011-2	Washer, 1/2" SAE Flat		16
10	F05010-8	Nut, 1/2-13 Nylon Hex Lock		5
11	F05008-23	Bolt, 1/2-13 x 3" Hex Head Grade 5		4
12	F05010-10	Nut, 3/8-16 Nylon Hex Lock		6
13	F05007-206	Bolt, 3/8-16 x 2 3/4" Hex Head Grade 5		2
14	P11578	Rod End, 7/16-20 LH Male		1
15	P11579	Rod End, 7/16-20 RH Male		1
16	107074	Turnbuckle, Control Box		1
17	014151	Pin, 3/8x2 1/4 SQ Wire Lock		1
18	107012	Pin, Control Box Mount		1
19	F05011-48	Washer, Split Lock 7/16		2
20	F05007-138	Bolt, 7/16-14x1 1/2 FT Hex Head Grade 5		2
21	F05008-37	Bolt, 1/2-13 x 1 1/4 Hex Head Grade 5		1
22	F05010-29	Nut, 3/8-16 Jam		1
23	F05007-125	Bolt, 3/8-16 x 2 1/2 Hex Head Grade 5		1
24	F05011-61	Washer, 3/8 SAE Flat		3
25	F05007-73	Bolt, 3/8-16 x 3 Hex Head Grade 5		1
26	S02779	Washer, 3/8IDx1 1/4OD		1
27	F05011-4	Washer, 3/8 Split Lock		1
28	F05007-87	Bolt, 3/8-16x1 Hex Head Grade 5		5
29	F05010-38	Nut, 7/16-20 Jam		2

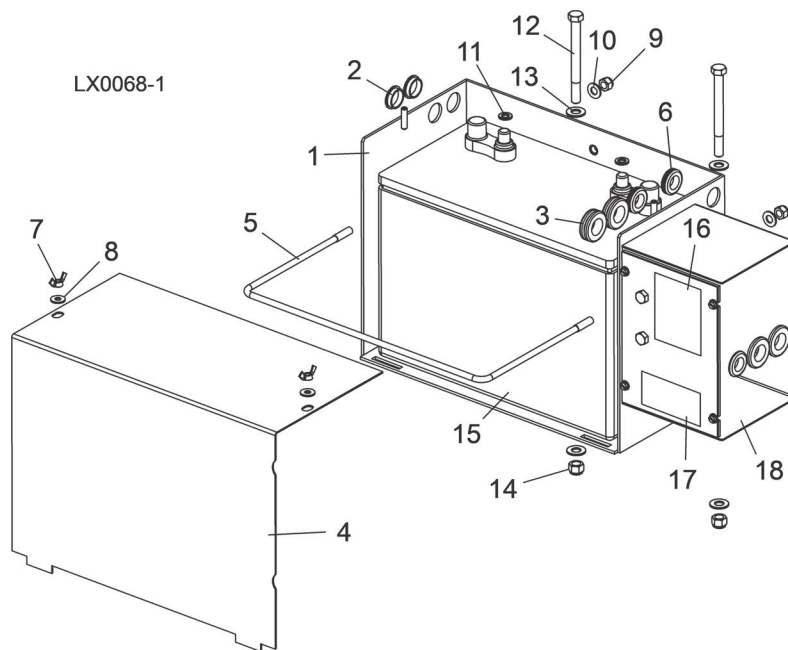
### 5.15 Battery Box Assembly (G38)



REF	PART #	DESCRIPTION	COMMENTS	QTY.
	106902	<b>BOX ASSEMBLY, BATTERY (G38)</b>		1
1	015472	Box Weldment, Standard 97		1
2	052496	Plug, 1/2" Knockout Nylon		2
3	074198	Grommet, 3/4 ID 11 Gauge Thickness		2
4	106901	Cover, Std Battery Box		1
5	P09790	Bolt, 5/16-18x10x7 3/16 U		1
6	P11764	Grommet, 5/8 ID Rubber		2
7	F05010-13	Nut, 1/4-20 Wing		2
8	F05011-11	Washer, 1/4 SAE Flat		2
9	F05010-58	Nut, 5/16-18 Nylok Hex		2
10	F05011-17	Washer, 5/16 SAE Flat		2
11	F05011-13	Washer, 5/16 Split Lock		2
12	F05007-123	Bolt, 3/8-16x1 1/4 FT HH Gr5		2
13	F05011-3	Washer, 3/8 Flat SAE		2
14	F05011-36	Washer, 3/8 Star External		4
15	F05010-10	Nut, 3/8-16 Hex Nyloc		2
16	107177	Battery, 12V Deka 8A24M		1
17	P10364	Decal, 12V Warning		1
18	P12960	Decal, Hydraulic Contact Caution		1
19	See Parts	Fuse Box Parts ( <a href="#">See Section 5.17</a> )		1
	036305	Cable Assembly, 1Ga Red x 6 1/2" Solenoid/Fuse		1
	079580	Cable Assembly, 1Ga Red x 22" Solenoid/Contact+		1
	079581	Cable Assembly, 1Ga Black x 32" Battery-/Contact-		1
	079582	Cable Assembly, 1Ga Red x 13" Battery+/Fuses		1



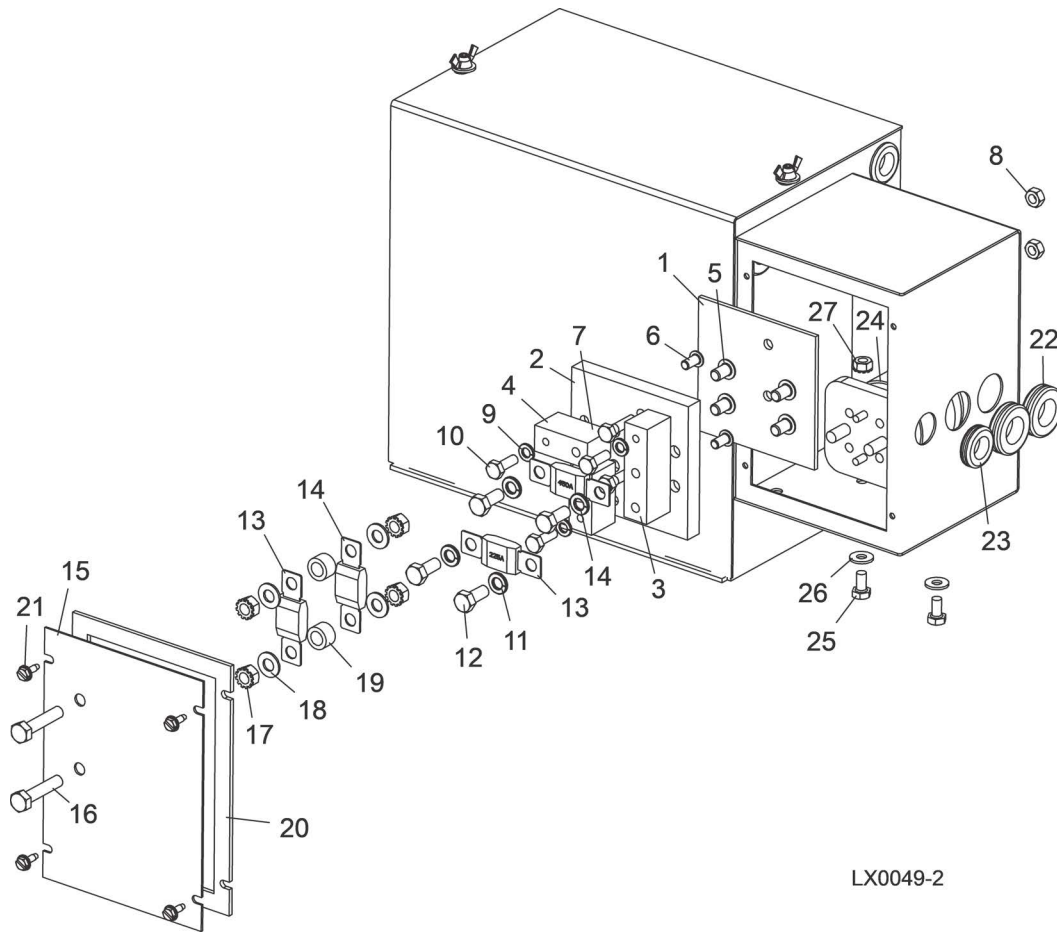
## 5.16 Battery Box Assembly (D35)



REF	PART #	DESCRIPTION	COMMENTS	QTY.
	110256	<b>BOX ASSEMBLY, BATTERY LX450 (D35)</b>		1
<b>1</b>	015191	Box Weldment, Super Battery		1
<b>2</b>	052496	Plug, 1/2" Knockout Nylon		2
<b>3</b>	074198	Grommet, 3/4 ID 11 Gauge Thickness		2
<b>4</b>	107999	Cover, Battery Box LX450 D35		1
<b>5</b>	015194	Bolt, 5/16-18x13x7 3/16 U		1
<b>6</b>	P11764	Grommet, 5/8 ID Rubber		2
<b>7</b>	F05010-13	Nut, 1/4-20 Wing		2
<b>8</b>	F05011-11	Washer, 1/4 SAE Flat		2
<b>9</b>	F05010-58	Nut, 5/16-18 Nylok Hex		2
<b>10</b>	F05011-17	Washer, 5/16 SAE Flat		2
<b>11</b>	F05011-13	Washer, 5/16 Split Lock		2
<b>12</b>	F05007-4	Bolt, 3/8-16x4 HH		2
<b>13</b>	F05011-3	Washer, 3/8 Flat SAE		2
<b>14</b>	F05010-10	Nut, 3/8-16 Hex Nyloc		2
<b>15</b>	025841	Battery, Deka 8A31DTM AGM 12V		1
<b>16</b>	P10364	Decal, 12V Warning		1
<b>17</b>	P12960	Decal, Hydraulic Contact Caution		1
<b>18</b>	See Parts	Fuse Box Parts ( <a href="#">See Section 5.17</a> )		1
	R01971-1	Cable, 1AWG SO Weld, Red Southwire Royal		1



### 5.17 Fuse Box Assembly (G38)



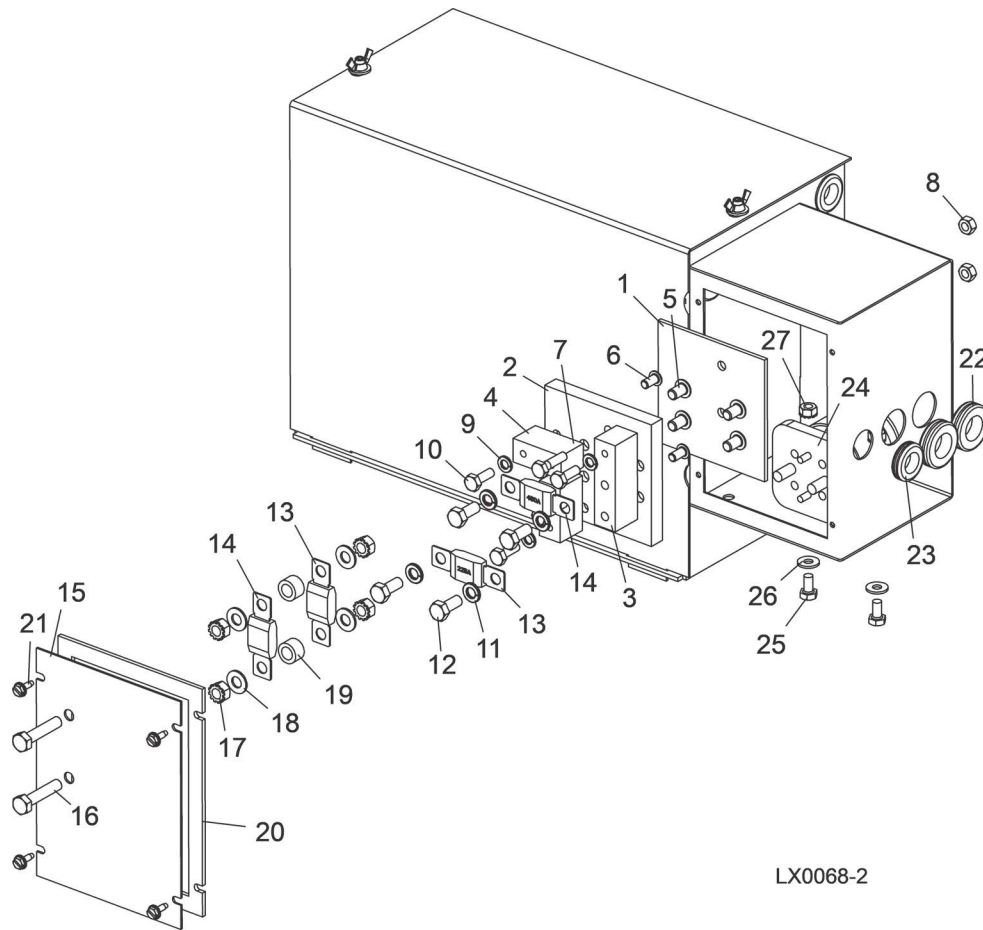
LX0049-2

REF	PART #	DESCRIPTION	COMMENTS	QTY.
	006795	<b>BLOCK ASSEMBLY, DOUBLE FUSE</b>		1
1	056999	Plate, Fuse Block Insulator		1
2	056997	Block, Fuse Mount	Available in assemblies only.	1
3	056996	Block, 3/4" Upper Fuse		1
4	056998	Block, 3/4" Lower Fuse		2
5	F05006-20	Screw, 5/16-18 x 1/2" Socket Button Head		4
6	F05005-59	Screw, 1/4-20 x 1/2" Socket Button Head		2
7	F05005-101	Bolt, 1/4-20 x 1" Hex Head Grade 5		2
8	F05010-21	Nut, 1/4-20 Hex Lock		2
9	F05011-14	Washer, 1/4" Split Lock		3
10	F05005-123	Bolt, 1/4-20 x 3/4" Hex Head Grade 5		3
11	F05011-13	Washer, 5/16" Split Lock		4
12	F05006-102	Bolt, 5/16-18 x 3/4" Hex Head Grade 5		4
13	053339	<b>FUSE, 225A 32V MEGA</b>		2
14	053340	<b>FUSE, 450A 32V MEGA</b>		2
	006853	<b>COVER ASSEMBLY, DOUBLE FUSE BOX</b>		1
15	006851	Cover, Fuse Box		1
16	F05006-2	Bolt, 5/16-18 x 1 1/2" Hex Head Full Thread		2
17	F05010-20	Nut, 5/16-18 Hex Self-Locking		4
18	F05011-17	Washer, 5/16" SAE Flat		4
19	055323	Spacer, .39" x .625" x .39"		2

**5** Control & Battery Boxes  
*Fuse Box Assembly (G38)*

REF	PART #	DESCRIPTION	COMMENTS	QTY.
20	050283	Gasket, Fuse Box Cover		1
21	F05015-7	<b>SCREW, #10-24 X 1/2" SELF-TAPPING</b>		4
22	074199	<b>GROMMET, 3/4 ID 16 GAUGE THICKNESS</b>		2
23	P11764	<b>GROMMET, 5/8" RUBBER WIRE</b>		1
24	016371	<b>SOLENOID KIT, 200A 12V SPST CONT. DUTY</b>		1
	015470	Solenoid, 200A 12V SPST Cont. Duty	Available in assemblies only.	1
	015426	Diode Assembly, Solenoid Coil Chassis Gnd		1
	024451	<b>WIRE ASSEMBLY, HYDRAULIC SOLENOID VOLTAGE DROP</b>		1
25	F05005-15	<b>BOLT, 1/4-20 X 1/2" HEX HEAD</b>		2
26	F05011-11	<b>WASHER, 1/4" SAE FLAT</b>		2
27	F05010-9	<b>NUT, 1/4-20 SELF-LOCKING HEX</b>		4
	006868	<b>DECAL, 225/450A MEGA FUSE ID</b>		1

### 5.18 Fuse Box Assembly (D35)



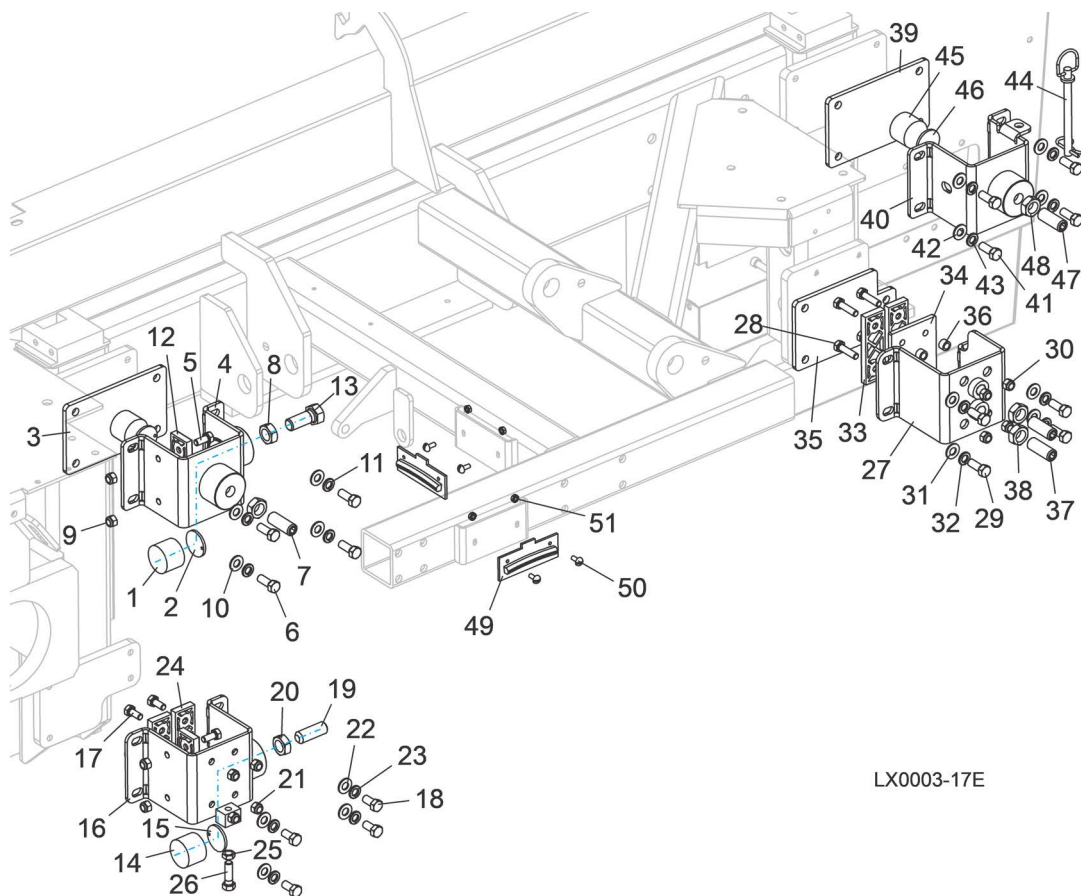
REF	PART #	DESCRIPTION	COMMENTS	QTY.
	006795	<b>BLOCK ASSEMBLY, DOUBLE FUSE</b>		1
1	056999	Plate, Fuse Block Insulator		1
2	056997	Block, Fuse Mount	Available in assemblies only.	1
3	056996	Block, 3/4" Upper Fuse		1
4	056998	Block, 3/4" Lower Fuse		2
5	F05006-20	Screw, 5/16-18 x 1/2" Socket Button Head		4
6	F05005-59	Screw, 1/4-20 x 1/2" Socket Button Head		2
7	F05005-101	Bolt, 1/4-20 x 1" Hex Head Grade 5		2
8	F05010-21	Nut, 1/4-20 Hex Lock		2
9	F05011-14	Washer, 1/4" Split Lock		3
10	F05005-123	Bolt, 1/4-20 x 3/4" Hex Head Grade 5		3
11	F05011-13	Washer, 5/16" Split Lock		4
12	F05006-102	Bolt, 5/16-18 x 3/4" Hex Head Grade 5		4
13	053339	<b>FUSE, 225A 32V MEGA</b>		2
14	053340	<b>FUSE, 450A 32V MEGA</b>		2
	006853	<b>COVER ASSEMBLY, DOUBLE FUSE BOX</b>		1
15	006851	Cover, Fuse Box		1
16	F05006-2	Bolt, 5/16-18 x 1 1/2" Hex Head Full Thread		2
17	F05010-20	Nut, 5/16-18 Hex Self-Locking		4
18	F05011-17	Washer, 5/16" SAE Flat		4
19	055323	Spacer, .39" x .625" x .39"		2

**5** Control & Battery Boxes  
*Fuse Box Assembly (D35)*

REF	PART #	DESCRIPTION	COMMENTS	QTY.
20	050283	Gasket, Fuse Box Cover		1
21	F05015-7	<b>SCREW, #10-24 X 1/2" SELF-TAPPING</b>		4
22	074199	<b>GROMMET, 3/4 ID 16 GAUGE THICKNESS</b>		2
23	P11764	<b>GROMMET, 5/8" RUBBER WIRE</b>		1
24	016371	<b>SOLENOID KIT, 200A 12V SPST CONT. DUTY</b>		1
	015470	Solenoid, 200A 12V SPST Cont. Duty	Available in assemblies only.	1
	015426	Diode Assembly, Solenoid Coil Chassis Gnd		1
	024451	<b>WIRE ASSEMBLY, HYDRAULIC SOLENOID VOLTAGE DROP</b>		1
25	F05005-15	<b>BOLT, 1/4-20 X 1/2" HEX HEAD</b>		2
26	F05011-11	<b>WASHER, 1/4" SAE FLAT</b>		2
27	F05010-9	<b>NUT, 1/4-20 SELF-LOCKING HEX</b>		4
	006868	<b>DECAL, 225/450A MEGA FUSE ID</b>		1

## SECTION 6 UP/DOWN SYSTEM

### 6.1 Mast Pad Assemblies and Level

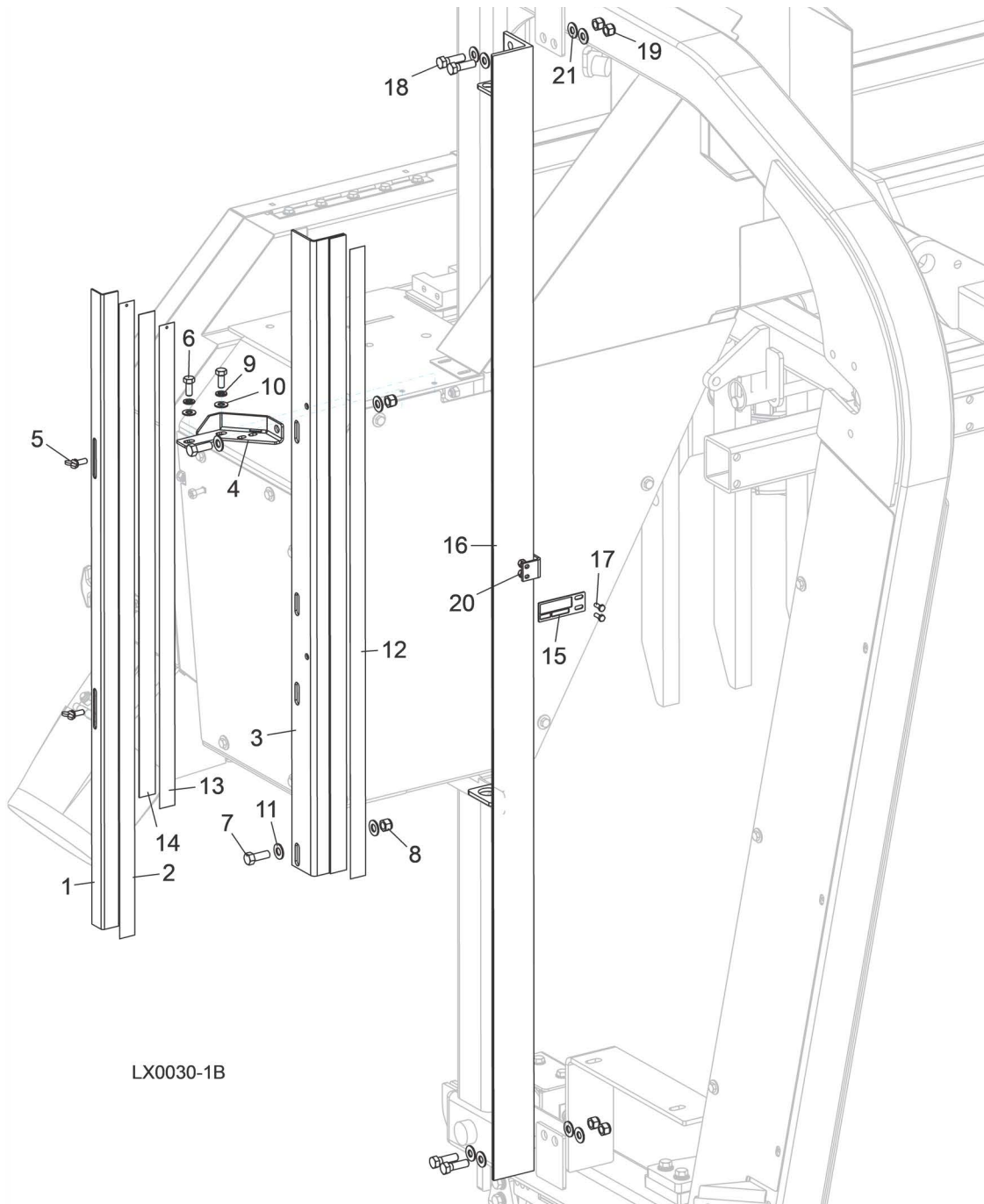


LX0003-17E

REF	PART #	DESCRIPTION	COMMENTS	QTY.
	103952	<b>PAD ASSEMBLY, MAST</b>		1
1	033098	Pad, Round Nylon		2
2	042432	Pad, Nylon Backing		2
3	106504	Pad, UHMW Mast		1
4	106856	Pad Weldment, Mast		1
5	F05006-5	Bolt, 5/16-18x3/4 HHC		2
6	F05007-87	Bolt, 3/8-16x1 Hex Head Grade 5		4
7	F05009-27	Screw, 5/8-18x1 3/4 SH FP		1
8	F05010-11	Nut, 5/8-18 Hex Jam		2
9	F05010-58	Nut, 5/16-18 Nylok Hex		2
10	F05011-3	Washer, 3/8 Flat SAE		4
11	F05011-4	Washer, 3/8 Split Lock		4
12	M04096	Pads, Delrin Up/Dn Slide		1
13	F05009-19	Bolt, 5/8-18x1 1/2 Hex Head Grade 5		1
	103953	<b>PAD ASSEMBLY, MAST</b>		1
14	033098	Pad, Round Nylon		1
15	042432	Pad, Nylon Backing		1
16	106855	Weldment, Mast Pad		1
17	F05006-5	Bolt, 5/16-18x3/4 HHC		6

REF	PART #	DESCRIPTION	COMMENTS	QTY.
18	F05007-118	Bolt, 3/8-16x3/4 Hex Head Grade 5		4
19	F05009-27	Screw, 5/8-18x1 3/4 SH FP		1
20	F05010-11	Nut, 5/8-18 Hex Jam		1
21	F05010-58	Nut, 5/16-18 Nylok Hex		6
22	F05011-3	Washer, 3/8 Flat SAE		5
23	F05011-4	Washer, 3/8 Split Lock		4
24	M04096	Pads, Delrin Up/Dn Slide		3
25	F05010-29	Nut, 3/8-16 Jam		1
26	F05007-123	Bolt, 3/8-16x1 1/4 FT HH Gr5		1
	106848	<b>PAD ASSEMBLY, MAST</b>		1
27	107914	Bracket Weldment, Mast Pad		1
28	F05006-93	Bolt, 5/16-18x1 1/4 Hex Head FT Grade 5		4
29	F05007-87	Bolt, 3/8-16x1 Hex Head Grade 5		4
30	F05010-58	Nut, 5/16-18 Nylok Hex		4
31	F05011-3	Washer, 3/8 Flat SAE		4
32	F05011-4	Washer, 3/8 Split Lock		4
33	M04096	Pads, Delrin Up/Dn Slide		2
34	079831	Plate, Slide Pad Mount		1
35	079832	Pad, UHMW Mast, Lower		1
36	107921	Spacer, .33IDx.50ODx.32Long		4
37	F05009-27	Screw, 5/8-18x1 3/4 SH FP		2
38	F05010-11	Nut, 5/8-18 Hex Jam		2
	106858	<b>PAD ASSEMBLY, MAST</b>		1
39	106504	Pad, UHMW Mast		1
40	107913	Bracket, Mast Pad		1
41	F05007-87	Bolt, 3/8-16x1 Hex Head Grade 5		4
42	F05011-3	Washer, 3/8 Flat SAE		4
43	F05011-4	Washer, 3/8 Split Lock		4
44	079768	Pin, Clevis 3/8x4 w/Cotter Pin		1
45	033098	Pad, Round Nylon		1
46	042432	Pad, Nylon Backing		1
47	F05009-27	Screw, 5/8-18x1 3/4 SH FP		1
48	F05010-11	Nut, 5/8-18 Hex Jam		1
49	079561	<b>LEVEL SET, BUBBLE</b>		2
50	F05004-12	<b>BOLT, 8-32X1/2 SL RND HEAD MACHINE</b>		4
51	F05010-41	<b>NUT, #8-32 KEPS</b>		4

## 6.2 Blade Height & Quarter Scales (w/SimpleSet)



LX0030-1B

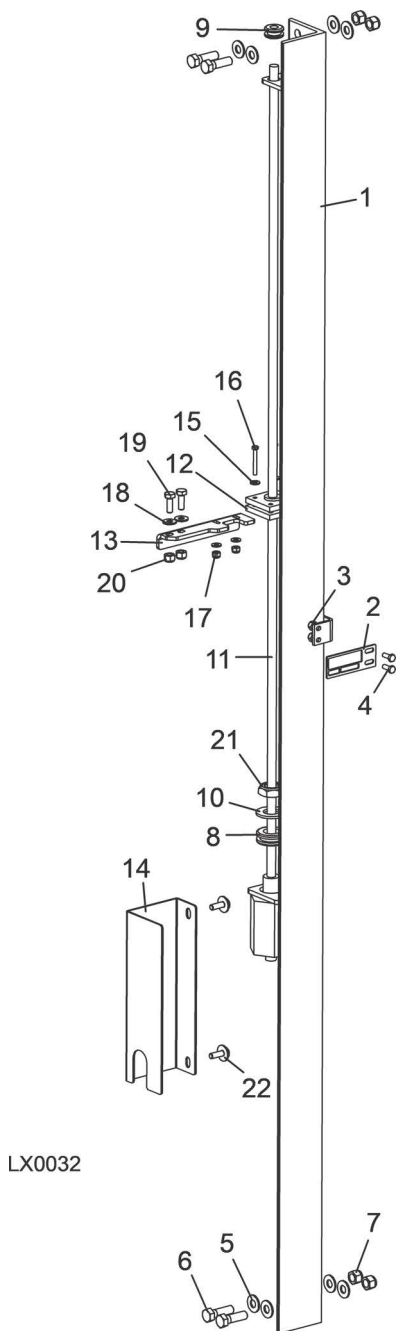
REF	PART #	DESCRIPTION	COMMENTS	QTY.
	106824	<b>SCALE ASSEMBLY, LX450</b>		1
	107937	Scale Assembly, LT60/70 Quarter		1
1	107936	Angle, Quarter Scale Mount		1
2	P12819	Decal, 37 1/2 Grade Quarter		1
3	034370	Angle Weldment, Scale Mount		1
4	107098	Bracket, Scale Mount		1
5	F05005-64	Screw, 1/4-20 x 5/8" Wing		2
6	F05006-102	Bolt, 5/16-18x3/4 Hex Head Grade 5		2
7	F05007-7	Bolt, 3/8-16 x 1" Hex Head		2

**6** **Up/Down System**  
Blade Height & Quarter Scales (w/SimpleSet)

REF	PART #	DESCRIPTION	COMMENTS	QTY.
8	F05010-10	Nut, 3/8-16 Hex Nylon Lock		2
9	F05011-13	Washer, 5/16 Split Lock		2
10	F05011-17	Washer, 5/16 SAE Flat		2
11	F05011-3	Washer, 3/8 Flat SAE		4
12	S11773	Decal, Movable Inch Scale		1
	107938	Scale, LX450 Standard Quarter		1
13	S11774	Decal, Moveable Quarter Scale		1
14	R02312-4	Stripping, Flexible Magnetic (3 Ft.)		1
	076433	<b>SCALE ASSEMBLY, MAST (SIMPLESET MODEL ONLY)</b>	See Section 6.3 Scale w/Transducer Assembly (Accuset) for scale part information used on sawmills equipped with Accuset.	1
15	017778	<b>INDICATOR, BLADE HEIGHT</b>		1
16	076432	Mount Wldmt, Transducer		1
17	F05004-27	<b>SCREW, #10-24 X 1/2" HEX HEAD STAIN-LESS STEEL</b>		2
18	F05007-123	Bolt, 3/8-16x1 1/4 FT Hex Head Grade 5		4
19	F05010-10	Nut, 3/8-16 Hex Nyloc		4
20	F05010-160	<b>NUT, #10-24 SELF-LOCKING HEX</b>		2
21	F05011-61	<b>WASHER, 3/8 SAE FLAT</b>		8



### 6.3 Blade Height & Quarter Scales w/Transducer (w/Accuset)

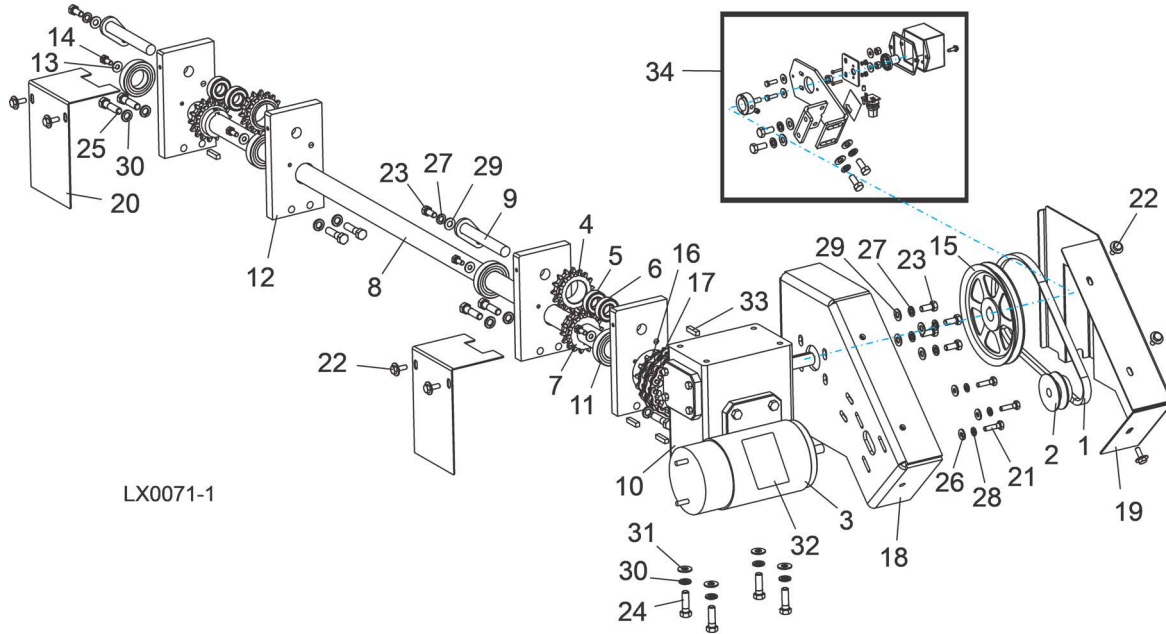


REF	PART #	DESCRIPTION	COMMENTS	QTY.
	107933	<b>ASSEMBLY, SCALE W/TRANSDUCER</b>		1
<b>1</b>	076432	Mount Weldment, Transducer		1
<b>2</b>	017778	Pointer, Scale Height		1
<b>3</b>	F05010-160	Nut, #10-24 Hex Self-Locking		2
<b>4</b>	F05004-27	Screw, 10-24x1/2 Unsl Ind Hex Head SS Machine		2
<b>5</b>	F05011-61	Washer, 3/8 SAE Flat		8
<b>6</b>	F05007-123	Bolt, 3/8-16x 1 1/4 Hex Head Gr5		4
<b>7</b>	F05010-10	Nut, 3/8-16 Hex Nyl Lock		4
<b>8</b>	025247	Grommet, Rubber 3/4 ID		1

**6** Up/Down System  
Blade Height & Quarter Scales w/Transducer (w/Accuset)

REF	PART #	DESCRIPTION	COMMENTS	QTY.
9	025248	Grommet, Rubber 3/8 ID		1
10	025250	Washer, Nylon 3/4 ID		1
11	038659	Transducer, Position Z Style, Rev E.03		1
12	071357	Bushing, Transducer Vibration Dampener		1
13	107932	Bracket, Sensor Mount		1
14	038985	Cover, LT70 Lower Accuset		1
15	F05011-41	Washer, #8 Sae Flat Zinc		4
16	F05004-291	Screw, 8-32x1-1/4 Hex Head Machine SS		2
17	F05010-169	Nut, #8-32 Hex Nylock		2
18	F05011-11	Washer, 1/4 SAE Flat		2
19	F05005-123	Bolt, 1/4-20x3/4 Hex Head Gr5		2
20	F05010-69	Nut, 1/4-20 Nylock		2
21	F05010-171	Nut, 3/4-16 Nylon Lock		1
22	F05005-134	Bolt, 1/4-20x3/4 W/Conical Washer		2
	073652	Cable Assembly, Transducer 2M		1
	025196	Clamp, .187 Metal Cushioned Cable		3
	F05004-18	Screw, 10-24x5/8 Unsl Indent HH Machine		3
	F05010-14	Nut, #10-24 Keps		3

## 6.4 Up/Down Assembly (G38)

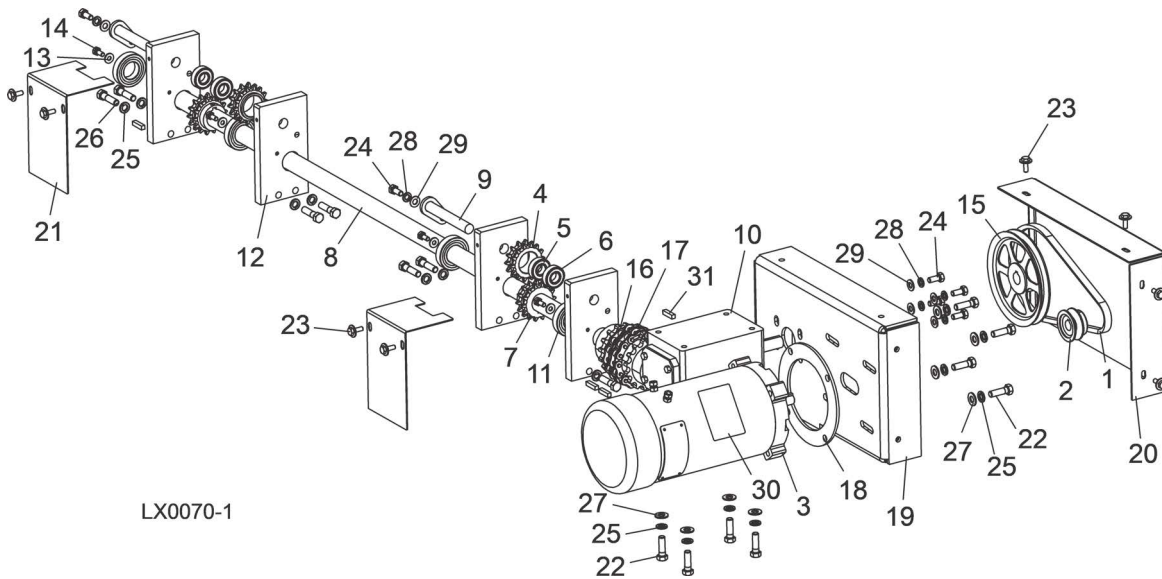


LX0071-1

REF	PART #	DESCRIPTION	COMMENTS	QTY.
	107042	<b>UP/DOWN ASSEMBLY, LX450 G38</b>		1
1	014089	Belt, 4L270		1
2	036204	Sheave, AK22x1/2		1
3	053683	Motor, 3/4HP 12VDC Electric Std Mill	Order retrofit Kit 110566 for D35 motors built prior to rev. A1.04.	1
	061794	Brush Kit, .5-.75 12V DC Motor		1
	074932	Sprocket Assembly, D40B14 Bearings		2
4	074930	Sprocket, D40B14x1.376 Bore		1
5	074931	Bearing, 6202-16mm-2RLD		2
6	N/A	Ring, Retaining		1
7	066794	Sprocket, D40B14 1-1/8" Keyed Bore		2
8	071395	Shaft, Up/Down		1
9	076428	Pin Weldment, Idler		2
10	076149	Gear Box, Up/Down Grove		1
	076469	Mount Assembly, Up Down Bearing		4
11	066798	Bearing, 1-1/8 Bore R18-2Rs		1
12	075134	Plate, Up/Down Bearing Mount		1
13	F05011-11	Washer, 1/4 SAE Flat		1
14	F05005-86	Screw, 1/4-20x5/8 SS 18-8 HHC		1
15	076471	Pulley, 6x3/4 A Groove		1
16	076942	Coupling, 1-1/8 High Torque Shaft		2
17	076943	Coupling, Roller Chain Flexible Shaft		1
18	107043	Mount Weldment, Up/Down Motor		1
19	107096	Cover Weldment, Up/Down Belt		1
20	107106	Cover, Up/Down Sprocket		2
21	F05005-101	Bolt, 1/4-20x1 Hex Head Grade 5		3
22	F05005-207	Bolt, 1/4-20x3/4 Hex Head w/Washer&Patch		7
23	F05006-102	Bolt, 5/16-18x3/4 Hex Head Grade		6

REF	PART #	DESCRIPTION	COMMENTS	QTY.
24	F05007-123	Bolt, 3/8-16x1 1/4 FT Hex Head Grade		4
25	F05007-78	Bolt, 3/8-16x1 1/2 Hex Head Grade		8
26	F05011-11	Bolt, 3/8-16x1 1/2 Hex Head Grade		3
27	F05011-13	Washer, 1/4 SAE Flat		6
28	F05011-14	Washer, 1/4 Split Lock		3
29	F05011-17	Washer, 5/16 SAE Flat		6
30	F05011-4	Washer, 3/8 Split Lock		12
31	F05011-61	Washer, 3/8 SAE Flat		4
32	024431	Decal, Disconnect Motor Leads Warning		1
33	S21486	Key, 1/4in x 1in		4
	107121	Chain, Double #40x171 Pitches (85-1/2")		2
	N/A	Link, Master		2
34	107090	<b>SENSOR ASSEMBLY, MAGNETIC POSITION</b> <i>(See Section 6.6)</i>		1

## 6.5 Up/Down Assembly (D35)



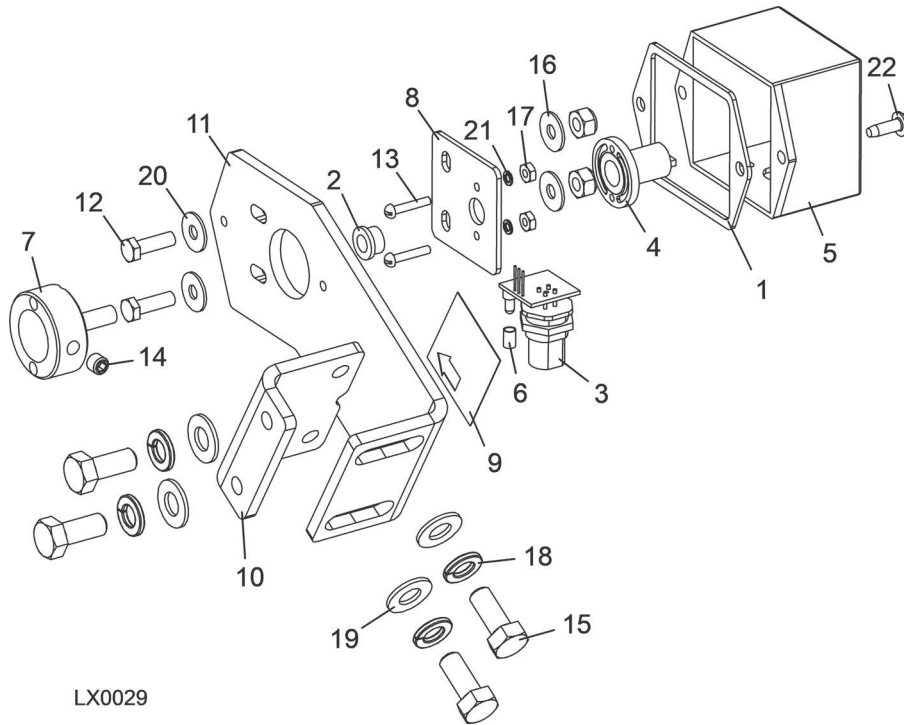
REF	PART #	DESCRIPTION	COMMENTS	QTY.
	110443	<b>UP/DOWN ASSEMBLY, LX450 D35</b>		1
1	014089	Belt, 4L270		1
2	036179	Sheave, AK20x5/8		1
3	024169	Motor, 3/4 HP 12VDC Electric		1
	061794	Brush Kit, .5-.75 12V DC Motor		1
	074932	Sprocket Assembly, D40B14 Bearings		2
4	074930	Sprocket, D40B14x1.376 Bore		1
5	074931	Bearing, 6202-16mm-2RLD		2
6	N/A	Ring, Retaining		1
7	066794	Sprocket, D40B14 1-1/8" Keyed Bore		2
8	071395	Shaft, Up/Down		1
9	076428	Pin Weldment, Idler		2
10	076149	Gear Box, Up/Down Groove		1
	076469	Mount Assembly, Up Down Bearing		4
11	066798	Bearing, 1-1/8 Bore R18-2Rs		1
12	075134	Plate, Up/Down Bearing Mount		1
13	F05011-11	Washer, 1/4 SAE Flat		1
14	F05005-86	Screw, 1/4-20x5/8 SS 18-8 HHC		1
15	076471	Pulley, 6x3/4 A Groove		1
16	076942	Coupling, 1-1/8 High Torque Shaft		2
17	076943	Coupling, Roller Chain Flexible Shaft		1
18	107915	Spacer Ring, Motor		1
19	110444	Mount Weldment, Up/Down Motor		1
20	110447	Cover, Up/Down Drive		1
21	107106	Cover, Up/Down Sprocket		2
22	F05007-123	Bolt, 3/8-16x1 1/4 FT Hex Head Grade		8
23	F05005-207	Bolt, 1/4-20x3/4 Hex Head w/Washer&Patch		8
24	F05006-102	Bolt, 5/16-18x3/4 Hex Head Grade		6
25	F05011-4	Washer, 3/8 Split Lock		12
26	F05007-78	Bolt, 3/8-16x1 1/2 Hex Head Grade		8

**6** **Up/Down System**  
*Up/Down Assembly (D35)*

---

REF	PART #	DESCRIPTION	COMMENTS	QTY.
27	F05011-3	Washer, 3/8 Flat SAE		8
28	F05011-13	Washer, 1/4 SAE Flat		6
29	F05011-17	Washer, 5/16 SAE Flat		6
30	024431	Decal, Disconnect Motor Leads Warning		1
31	S21486	Key, 1/4in x 1in		4
	107121	Chain, Double #40x171 Pitches (85-1/2")		2
	N/A	Link, Master		2

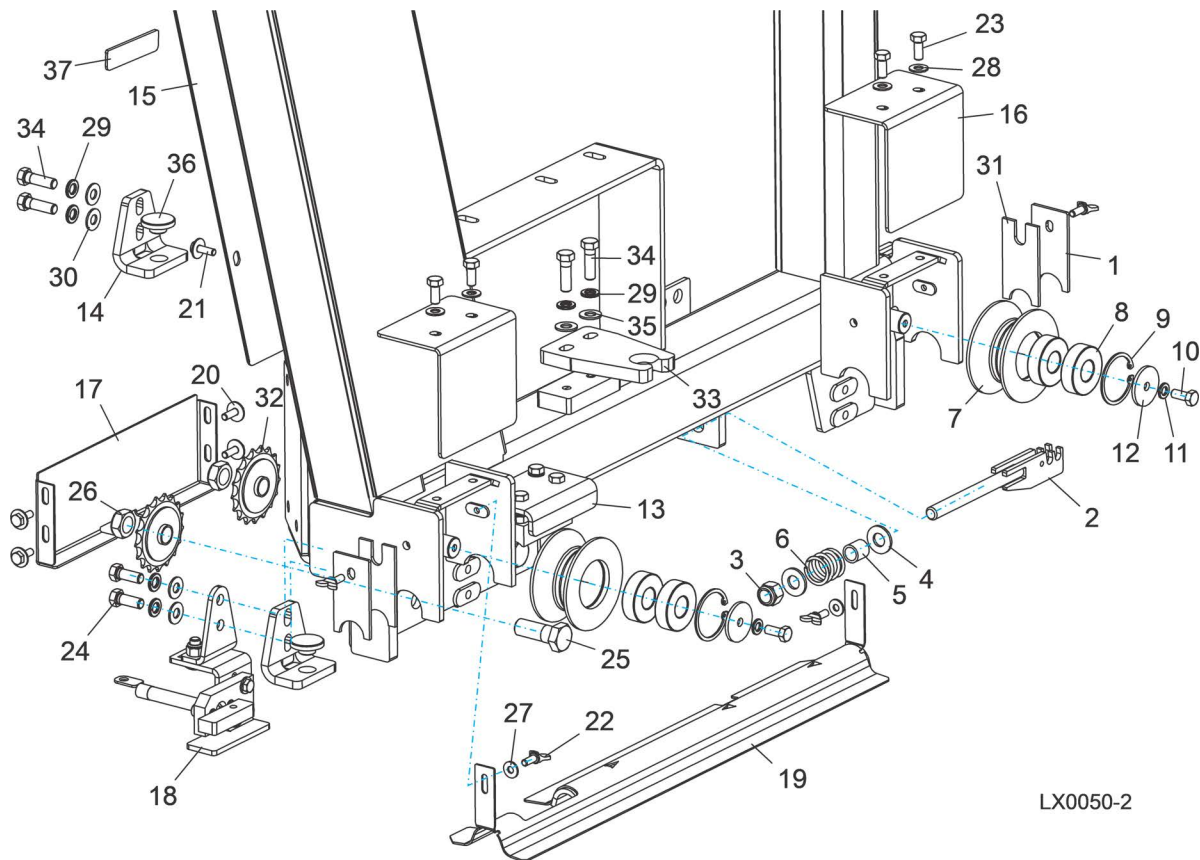
## 6.6 Up/Down Sensor Assembly (w/SimpleSet)



REF	PART #	DESCRIPTION	COMMENTS	QTY.
	107090	<b>SENSOR ASSEMBLY, MAGNETIC POSITION</b>		1
1	006864	Gasket, Encoder		1
2	049018	Bushing, Flange 1/4IDx1/4 Lg		1
3	053376	PCB Assembly, Encoder Sensor		1
4	053387	Sensor Kit, Magnetic Encoder		1
5	053399	Enclosure, Position Sensor		1
6	053400	Lens, LED T1 Clear		1
7	057852	Extension, SimpleSet Gearbox Shaft		1
8	057853	Plate, SimpleSet Encoder Slide		1
9	074269	Decal, Encoder Bolt Warning		1
10	107091	Plate, Simple Set Mount		1
11	107092	Plate, Encoder Mount		1
12	F05004-18	Screw, 10-24x5/8 Unsl Indent HH Machine		2
13	F05004-49	Screw, #4-40x5/8 SI Rnd Head Machine		2
14	F05005-131	Screw, 1/4-20x1/4 SH Cup Pt Set		1
15	F05006-5	Bolt, 5/16-18x3/4 HHC		4
16	F05010-160	Nut, 10-24 Hex Nylock		2
17	F05010-43	Nut, #4-40 Hex		2
18	F05011-13	Washer, 5/16 Split Lock		4
19	F05011-17	Washer, 5/16 SAE Flat		4
20	F05011-18	Washer, #10 SAE Flat		4
21	F05011-21	Washer, #4 Split Lock		2
22	F05015-18	Bolt, #8-32x1/2 SI HH S		2
	073589	<b>CABLE ASSEMBLY, SIMPLESET ENCODER 5M</b>		1

## SECTION 7 FEED SYSTEM & TRACK ROLLERS

### 7.1 Track Rollers and Wipers (Drive Side)



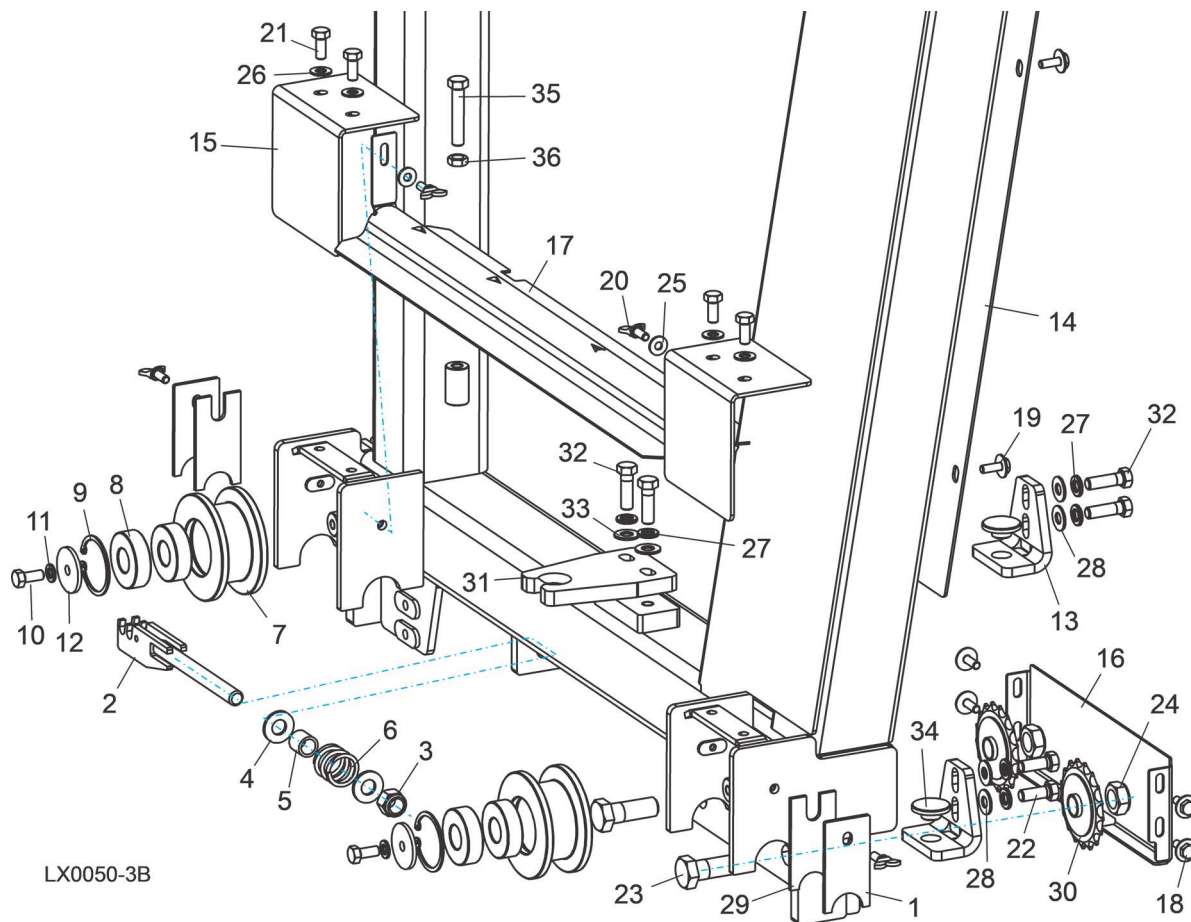
LX0050-2

REF	PART #	DESCRIPTION	COMMENTS	QTY.
1	034229	<b>PLATE, TRACK WIPER</b>		2
	062527	<b>TENSIONER ASSEMBLY, LT35 UP/DOWN CHAIN</b>		1
2	062528	Tensioner Weldment, LT35 Up/Down Chain		1
3	F05010-8	Nut, 1/2-13 Nylon Hex Lock		1
4	F05011-2	Washer, 1/2 SAE Flat		2
5	016515	Spacer, Up/Down Chain Tensioner		1
6	016516	Spring, 1ODx1Longx.125Wire Comp		1
	076413	<b>ROLLER ASSEMBLY, TRACK</b>		1
7	071393	Roller, Bed Rail	Available in assemblies only.	1
8	088447	Bearing, 6204 2RS-CX Rolling		2
9	F04254-58	Ring, 1.85 Internal Retaining N5000-185		1
10	F05006-102	Bolt, 5/16-18x3/4 Hex Head Grade 5		1
11	F05011-13	Washer, 5/16 Split Lock		1
12	S08220	Washer, .313x1.5x.125 Retaining		1
13	103915	<b>CONTACT BUTTON PARTS ((See Section 9.5))</b>		1
14	103967	<b>BRACKET, HEAD SAFETY</b>		2
15	079890	<b>COVER FEED CHAIN</b>		1
16	107986	<b>COVER, FEED ROLLER</b>		2
17	103989	<b>COVER, FEED IDLER SPROCKET</b>		1



REF	PART #	DESCRIPTION	COMMENTS	QTY.
18	107023	POSITIVE HYD. POWER CONTACT PARTS ( <a href="#">See Section 9.5</a> )		1
19	107925	COVER ASSEMBLY, TRACK WIPER		1
20	F05005-134	BOLT, 1/4-20X3/4 HEX HEAD W/CONICAL WASHER		4
21	F05005-207	BOLT, 1/4-20X3/4 HEX HEAD W/WASHER&PATCH		3
22	F05005-64	STUD, 1/4-20X5/8 WING		4
23	F05006-102	BOLT, 5/16-18X3/4 HEX HEAD GRADE 5		4
24	F05007-87	BOLT, 3/8-16X1 HH GR5		2
25	F05009-33	BOLT, 5/8-11X1 3/4 HEX HEAD		2
26	F05010-96	NUT, 5/8-11 JAM NYL LOCK		2
27	F05011-11	WASHER, 1/4 SAE FLAT		2
28	F05011-17	WASHER, 5/16 SAE FLAT		4
29	F05011-4	WASHER, 3/8 SPLIT LOCK		6
30	F05011-61	WASHER, 3/8 SAE FLAT		4
31	M04113	WIPER, TOP RAIL		2
32	P04333	SPROCKET #40 IDLER 17T 5/8 ID		2
33	079604	PLATE, TRAVEL LOCK		1
34	F05007-123	BOLT, 3/8-16X1 1/4 FT HH GR5		4
35	F05011-3	WASHER, 3/8 FLAT SAE		2
36	110262	PAD, LOWER SLIDE		2
37	079561	LEVEL SET, BUBBLE		1

## 7.2 Track Roller And Wipers (Idle Side)

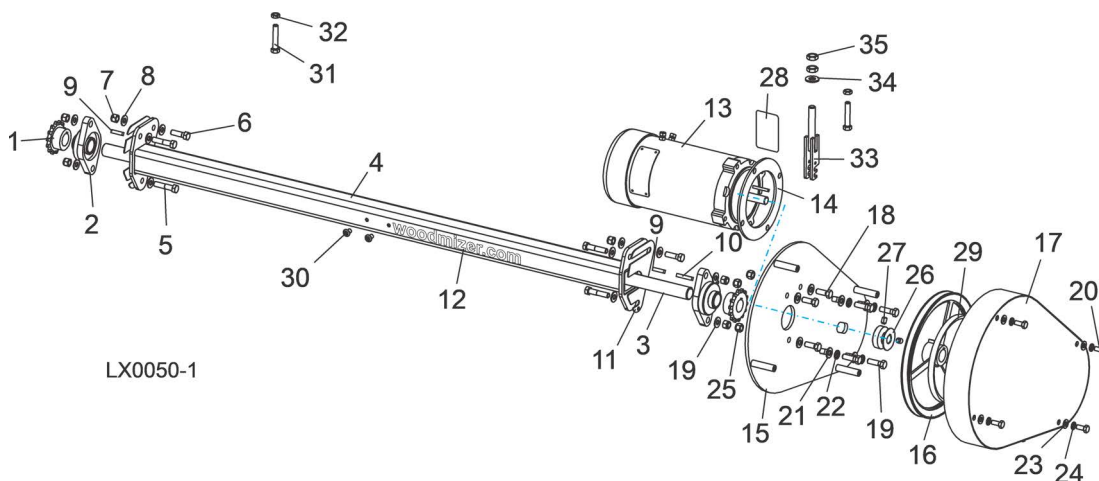


LX0050-3B

REF	PART #	DESCRIPTION	COMMENTS	QTY.
1	034229	<b>PLATE, TRACK WIPER</b>		2
	062527	<b>TENSIONER ASSEMBLY, LT35 UP/DOWN CHAIN</b>		1
2	062528	Tensioner Weldment, LT35 Up/Down Chain		1
3	F05010-8	Nut, 1/2-13 Nylon Hex Lock		1
4	F05011-2	Washer, 1/2 SAE Flat		2
5	016515	Spacer, Up/Down Chain Tensioner		1
6	016516	Spring, 1ODx1Longx.125Wire Comp		1
	110351	<b>ROLLER ASSEMBLY, TRACK</b>		1
7	110269	Roller, Bed Rail	Available in assemblies only.	1
8	088447	Bearing, 6204 2RS-CX Rolling		2
9	F04254-58	Ring, 1.85 Internal Retaining N5000-185		1
10	F05006-102	Bolt, 5/16-18x3/4 Hex Head Grade 5		1
11	F05011-13	Washer, 5/16 Split Lock		1
12	S08220	Washer, .313x1.5x.125 Retaining		1
13	103967	<b>BRACKET, HEAD SAFETY</b>		2
14	079890	<b>COVER FEED CHAIN</b>		1
15	107986	<b>COVER, FEED ROLLER</b>		2
16	103989	<b>COVER, FEED IDLER SPROCKET</b>		1
17	107924	<b>COVER ASSEMBLY, TRACK WIPER</b>		1

REF	PART #	DESCRIPTION	COMMENTS	QTY.
18	F05005-134	BOLT, 1/4-20X3/4 HEX HEAD W/CONICAL WASHER		4
19	F05005-207	BOLT, 1/4-20X3/4 HEX HEAD W/WASHER&PATCH		3
20	F05005-64	STUD, 1/4-20X5/8 WING		4
21	F05006-102	BOLT, 5/16-18X3/4 HEX HEAD GRADE 5		4
22	F05007-87	BOLT, 3/8-16X1 HH GR5		2
23	F05009-33	BOLT, 5/8-11X1 3/4 HEX HEAD		2
24	F05010-96	NUT, 5/8-11 JAM NYL LOCK		2
25	F05011-11	WASHER, 1/4 SAE FLAT		2
26	F05011-17	WASHER, 5/16 SAE FLAT		4
27	F05011-4	WASHER, 3/8 SPLIT LOCK		6
28	F05011-61	WASHER, 3/8 SAE FLAT		4
29	M04113	WIPER, TOP RAIL		2
30	P04333	SPROCKET #40 IDLER 17T 5/8 ID		2
31	079604	PLATE, TRAVEL LOCK		1
32	F05007-123	BOLT, 3/8-16X1 1/4 FT HH GR5		4
33	F05011-3	WASHER, 3/8 FLAT SAE		2
34	110262	PAD, LOWER SLIDE		2
35	F05007-16	BOLT, 3/8-16X2 FT HH		1
36	F05010-29	NUT, 3/8-16 JAM		1

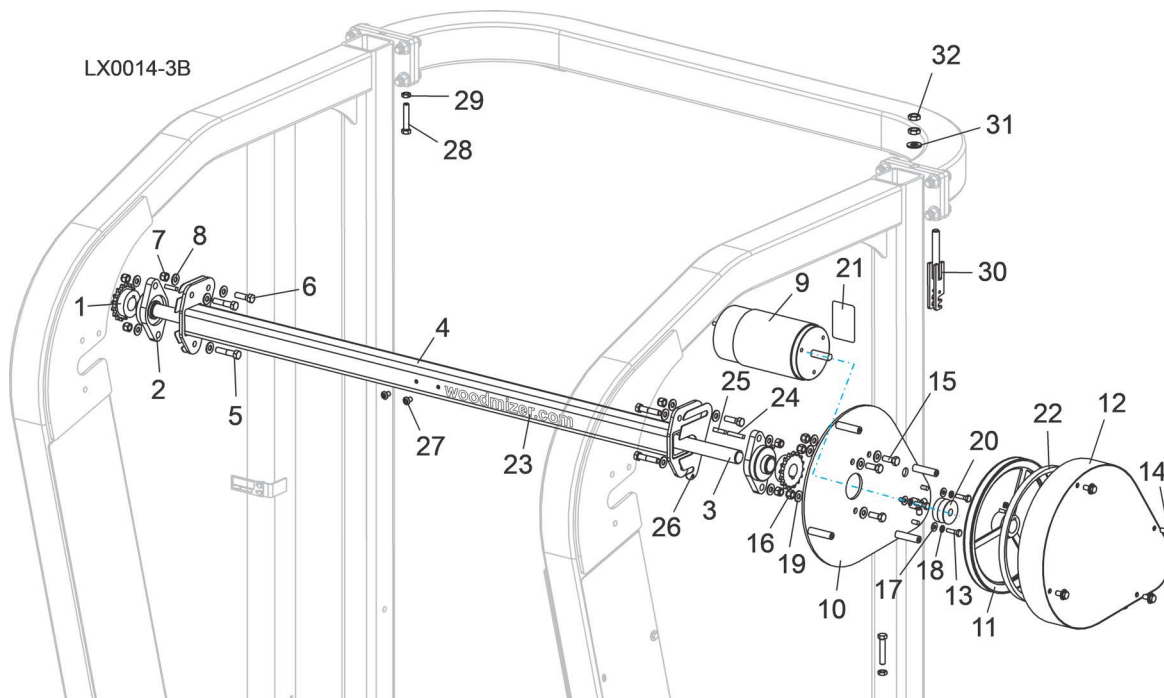
### 7.3 Power Feed Assembly (w/Accuset)



REF	PART #	DESCRIPTION	COMMENTS	QTY.
	107904	<b>FEED ASSEMBLY, POWER</b>		1
1	055965	Sprocket, #40x14Tx1.00		2
2	038124	Bearing, 1 Flanged, VF2S 216		2
3	071452	Shaft, Power Feed		1
4	106589	Upright Weldment, Tube		1
5	F05007-119	Bolt, 3/8-16x1 3/4 Hex Head Grade 5		4
6	F05007-123	Bolt, 3/8-16x1 1/4 FT Hex Head Grade 5		2
7	F05010-10	Nut, 3/8-16 Hex Nyloc		6
8	F05011-61	Washer, 3/8 SAE Flat		12
9	S21486	Key, 1/4inX 1in		2
10	017832	Key, 1/4Sq x1 3/8		1
11	079815-16	Shim Plate, Upright Brace		2
12	107170	Decal, White woodmizer.com		1
	107912	Motor Assembly, Power Feed		1
13	024169	Motor, 3/4 HP 12VDC Electric		1
14	107915	Spacer Ring, Motor		1
15	107910	Mount Weldment, Power Feed		1
16	106556	Pulley, 10x1 A Groove		1
17	107916	Cover Weldment, Power Feed		1
18	F05007-87	Bolt, 1/4-20x3/4 Hex Head w/Washer&Patc		4
19	F05007-123	Bolt, 3/8-16x1 1/4 FT HH Gr5		4
20	F05006-102	Bolt, 5/16-18x3/4 HH Gr5 Zinc		4
21	F05011-3	Washer, 3/8 Flat SAE		7
22	F05011-4	Washer, 3/8 Split Lock		4
23	F05011-17	Washer, 5/16 SAE Flat		4
24	F05011-13	Washer, 5/16 Split Lock		4
25	F05010-10	Nut, 3/8-16 Hex Nyloc		3
26	015135	Sheave, 1 3/4 Feed Motor		1
27	F05007-12	Screw, 3/8-16x1/2 SH Cup Pt Set		2
28	024431	Decal, Disconnect Motor Leads Warning		1
29	107119	Belt, 4L370		1

REF	PART #	DESCRIPTION	COMMENTS	QTY.
	107122	Chain, #40x813 Pitches (406-1/2")		2
	N/A	Link, Master		2
<b>30</b>	F05005-114	<b>SCREW, 5/16-18X1/2 BHSC SS</b>		2
<b>31</b>	F05007-16	<b>BOLT, 3/8-16X2 FT HH</b>		2
<b>32</b>	F05010-29	<b>NUT, 3/8-16 JAM</b>		2
<b>33</b>	106889	<b>TENSIONER WELDMENT, UP/DOWN CHAIN</b>		1
<b>34</b>	F05011-2	<b>WASHER, 1/2 SAE FLAT</b>		1
<b>35</b>	F05010-31	<b>NUT, 1/2-13 JAM</b>		2

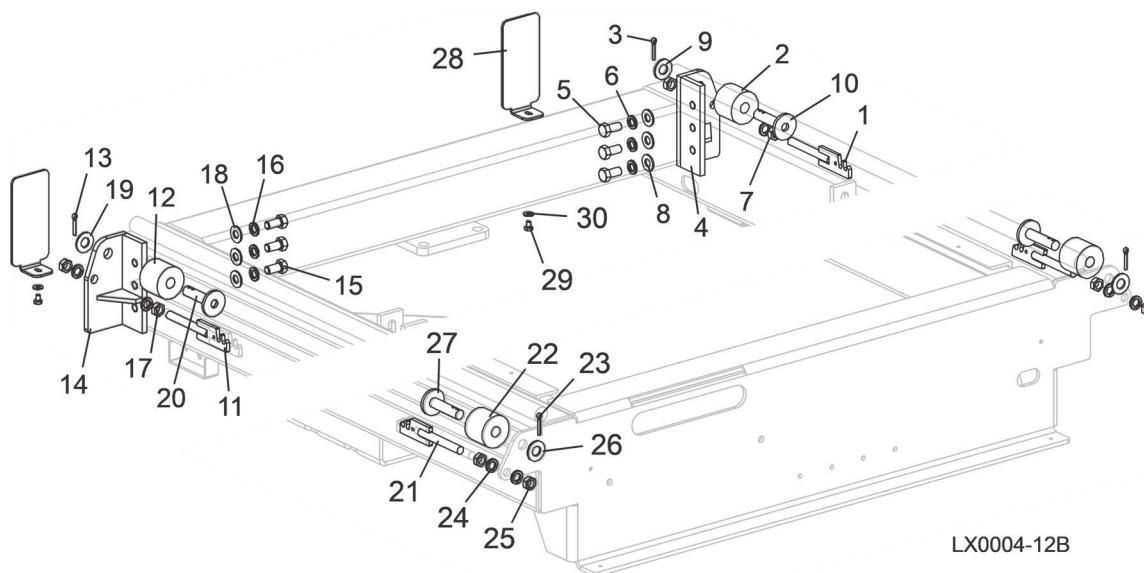
## 7.4 Power Feed Assembly (w/SimpleSet)



REF	PART #	DESCRIPTION	COMMENTS	QTY.
	107014	<b>FEED ASSEMBLY, POWER</b>		1
1	007311	Sprocket, 40B16x1		2
2	038124	Bearing, 1 Flanged, VF2S 216		2
3	071452	Shaft, Power Feed		1
4	106589	Upright Weldment, Tube		1
5	F05007-119	Bolt, 3/8-16x1 3/4 Hex Head Grade 5		4
6	F05007-123	Bolt, 3/8-16x1 1/4 FT Hex Head Grade 5		2
7	F05010-10	Nut, 3/8-16 Hex Nyloc		6
8	F05011-61	Washer, 3/8 SAE Flat		12
	106596	Motor Assembly, Power Feed		1
9	053683	Motor, 3/4HP 12VDC Electric Std Mill	If upgrade from the	1
10	103992	Mount Weldment, Power Feed		1
11	106556	Pulley, 10x1 A Groove		1
12	107093	Cover Weldment, Power Feed		1
13	F05005-101	Bolt, 1/4-20x1 Hex Head Grade 5		3
14	F05006-101	Bolt, 5/16-18x3/4 Hex Head W/Flat&Lock Washer		4
15	F05007-87	Bolt, 1/4-20x3/4 Hex Head w/Washer&Patc		4
16	F05010-10	Bolt, 3/8-16x1 Hex Head Grade 5		3
17	F05011-11	Washer, 1/4 SAE Flat		3
18	F05011-14	Washer, 1/4 Split Lock		3
19	F05011-61	Washer, 3/8 SAE Flat		6
20	S09579	Sheave, 1 3/4 Feed Motor		1
	F05007-12	Screw, 3/8-16x1/2 SH Cup Pt Set		2
21	024431	Decal, Disconnect Motor Leads Warning		1
22	107119	Belt, 4L370		1

REF	PART #	DESCRIPTION	COMMENTS	QTY.
	107122	Chain, #40x799 Pitches (399-1/2")		2
	N/A	Link, Master		2
23	107170	Decal, White woodmizer.com		1
24	017832	Key, 1/4Sq x1 3/8		1
25	S21486	Key, 1/4in x 1		2
26	079815-16	Shim Plate, Upright Brace		2
27	F05005-114	<b>SCREW, 5/16-18X1/2 BHSC SS</b>		2
28	F05007-16	<b>BOLT, 3/8-16X2 FT HH</b>		2
29	F05010-29	<b>NUT, 3/8-16 JAM</b>		2
30	106889	<b>TENSIONER WELDMENT, UP/DOWN CHAIN</b>		1
31	F05011-2	<b>WASHER, 1/2 SAE FLAT</b>		1
32	F05010-31	<b>NUT, 1/2-13 JAM</b>		2

## 7.5 Feed Chain/Stop



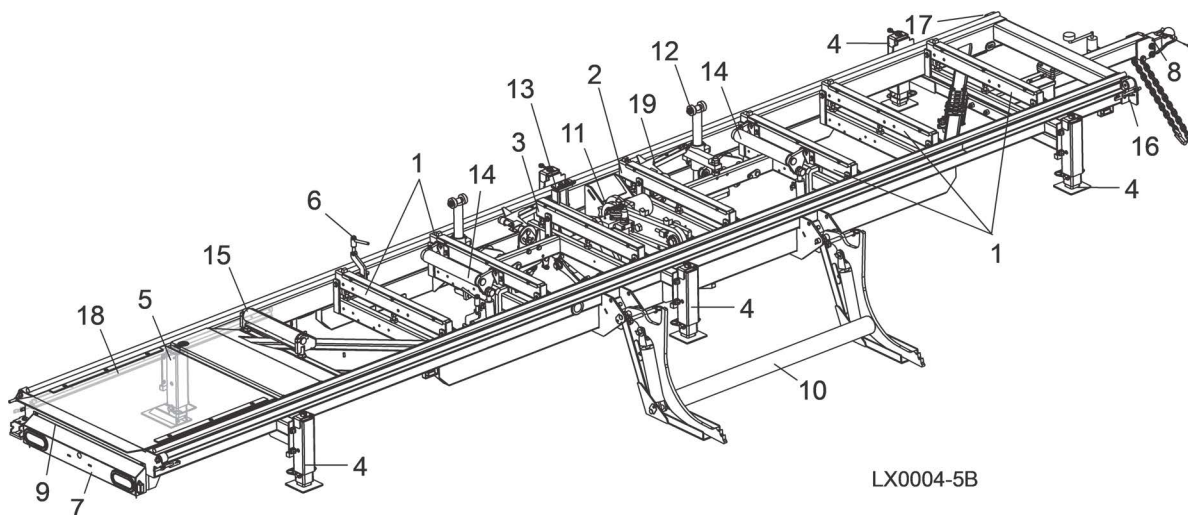
REF	PART #	DESCRIPTION	COMMENTS	QTY.
	106882	<b>STOP/TENSIONER ASSEMBLY, CHAIN (RIGHT)</b>		1
1	015520	Tensioner Weldment, Short Power Feed Chain		1
2	P12165	Bushing, 11/16x2 1/8x1 3/4 Rubber		1
3	F05012-21	Pin, 3/16x1 Cotter		1
4	103931	Stop Weldment, End		1
5	F05008-128	Bolt, 1/2-13x1 Hex Head Grade 8		3
6	F05011-9	Washer, 1/2 Split Lock		5
7	F05010-16	Nut, 1/2-20 Hex Jam		2
8	F05011-2	Washer, 1/2 SAE Flat		3
9	F05011-5	Washer, 5/8 SAE Flat		1
10	W09293	Stop Weldment, Carriage Ptd		1
	106883	<b>STOP/TENSIONER ASSEMBLY, CHAIN (LEFT)</b>		1
11	015520	Tensioner Weldment, Short Power Feed Chain		1
12	P12165	Bushing, 11/16x2 1/8x1 3/4 Rubber		1
13	F05012-21	Pin, 3/16x1 Cotter		1
14	103965	Stop Weldment, End		1
15	F05008-128	Bolt, 1/2-13x1 Hex Head Grade 8		3
16	F05011-9	Washer, 1/2 Split Lock		5
17	F05010-16	Nut, 1/2-20 Hex Jam		2
18	F05011-2	Washer, 1/2 SAE Flat		3
19	F05011-5	Washer, 5/8 SAE Flat		1
20	W09293	Stop Weldment, Carriage Ptd		1
21	015520	<b>TENSIONER WELDMENT, SHORT POWER FEED CHAIN</b>		2
22	P12165	<b>BUSHING, 11/16X2 1/8X1 3/4 RUBBER</b>		2
23	F05012-21	<b>PIN, 3/16X1 COTTER</b>		2
24	F05011-9	<b>WASHER, 1/2 SPLIT LOCK</b>		4
25	F05010-16	<b>NUT, 1/2-20 HEX JAM</b>		4
26	F05011-5	<b>WASHER, 5/8 SAE FLAT</b>		2
27	W09293	<b>STOP WELDMENT, CARRIAGE PTD</b>		2



REF	PART #	DESCRIPTION	COMMENTS	QTY.
28	107140	CAP, MAIN TUBE		2
29	F05005-67	BOLT, 1/4-20X3/8 HEX HEAD		2
30	F05011-60	WASHER, 1/4 SAE FLAT		2

## SECTION 8 BED FRAME & TRAILER ASSEMBLY

### 8.1 Bed Frame Assembly

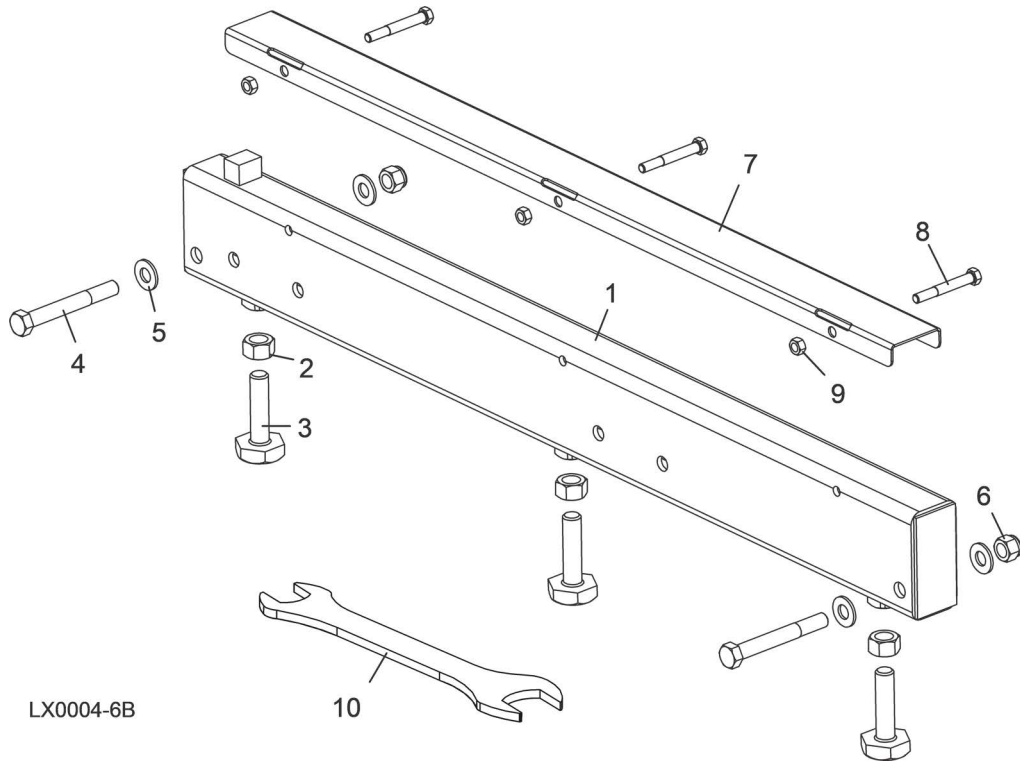


LX0004-5B

REF	PART #	DESCRIPTION	COMMENTS	QTY.
	071420	<b>BED ASSEMBLY, LX450</b>		1
1	075703	Tube Assembly, Bed (Front & Rear) ( <a href="#">See Section 8.2</a> )		5
2	106537	Tube Assembly, Bed Adjustable Stop (Rear Middle) ( <a href="#">See Section 8.4</a> )		1
3	075733	Tube Assembly, Bed Short (Front Middle) ( <a href="#">See Section 8.3</a> )		1
4	056781	Leg Assembly, Loading Side Adjustable ( <a href="#">See Section 8.5</a> )		5
5	056787	Leg Assembly, Adj Outrigger Offset ( <a href="#">See Section 8.6</a> )		1
6	079601	Lock Assembly, Travel ( <a href="#">See Section 8.14</a> )		2
7	107147	Trailer Light Panel Assembly ( <a href="#">See Section 8.11</a> )		1
8	107149	Hitch Assembly, LX450 ( <a href="#">See Section 8.9</a> )		1
9	107148	Hydraulic Assembly, LX450 ( <a href="#">See Section 9.2</a> )		1
10	103912	Loader Assembly, Hydraulic Log, LX450 ( <a href="#">See Section 9.6</a> )		1
11	006095	Turner Arm Assembly, 2Pt Chain Log ( <a href="#">See Section 9.7</a> )		1
12	034734	Link Assembly, Vertical Side Support ( <a href="#">See Section 9.8</a> )		1
13	075575	Clamp Assembly, Extended ( <a href="#">See Section 9.11</a> )		1
14	106542	Toe Board Assembly, Rear Hydraulic ( <a href="#">See Section 9.12</a> )		1
15	110385	Ramp Assembly, Toe Board ( <a href="#">See Section 8.7</a> )		1
16	106882	Stop/Tensioner Assembly, Chain (Right) ( <a href="#">See Section 7.5</a> )		1
17	106883	Stop/Tensioner Assembly, Chain (Left) ( <a href="#">See Section 7.5</a> )		1

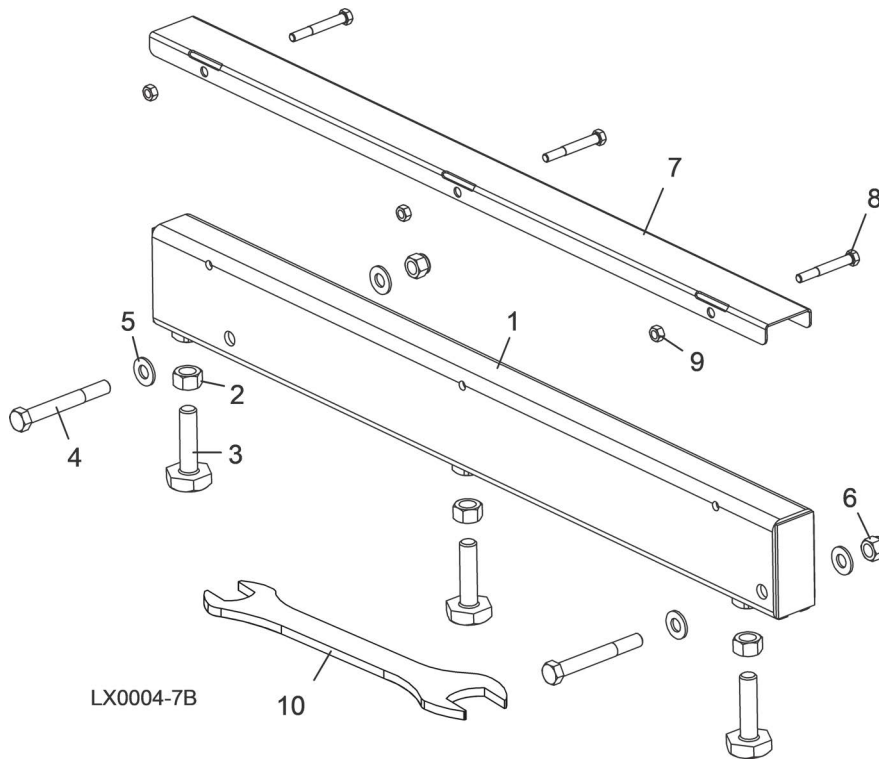
REF	PART #	DESCRIPTION	COMMENTS	QTY.
18	A11977	Strip Assembly, 6Ft Contact ( <a href="#">See Section 9.4</a> )		1
19	034554	Side Support (Manual) ( <a href="#">See Section 8.13</a> )		2

## 8.2 Bed Rail Assembly, Front And Rear



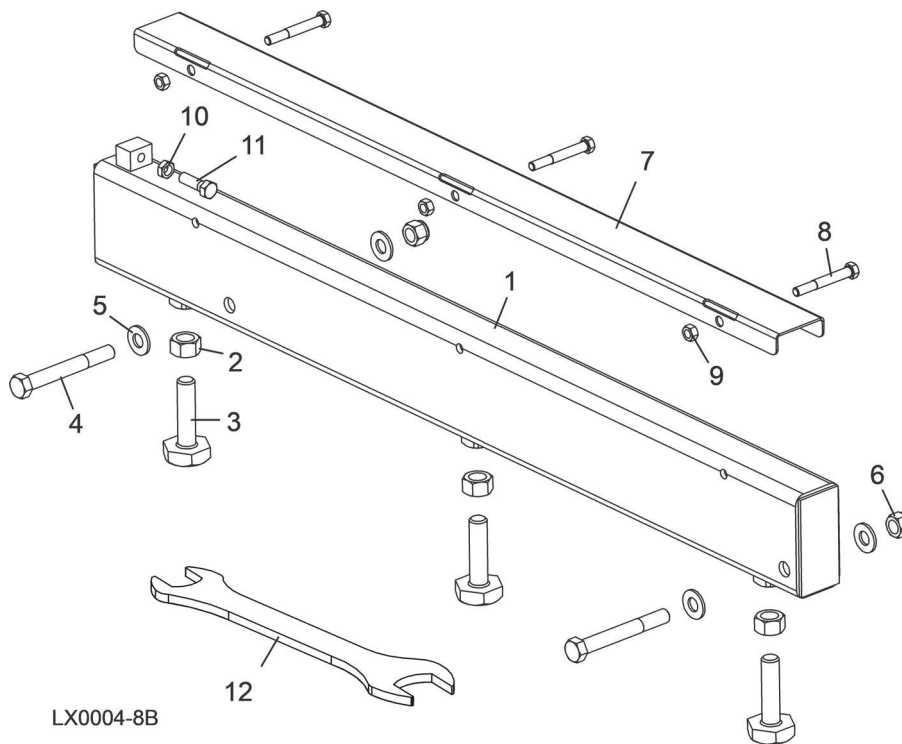
REF	PART #	DESCRIPTION	COMMENTS	QTY.
	075703	<b>BED RAIL ASSEMBLY, PAINTED (FRONT AND REAR)</b>		1
1	075702	Tube Weldment, Bed Rail		1
2	F05010-5	Nut, 5/8-11 Hex		2
3	S13006	Bolt, Bed Rail Adjustment		2
4	F05008-78	Bolt, 1/2-13 X 4" Hex Head		2
5	F05011-2	Washer, 1/2" SAE Flat		4
6	F05010-8	Nut, 1/2-13 Nylon Lock		2
7	106551	Cover, 33-13/16 Stainless Steel Bed Rail		1
8	F05006-10	Bolt, 5/16-18 X 2 1/2" Hex Head		3
9	F05010-6	Nut, 5/16-18 Hex Lock		3
10	015970	<b>WRENCH, BED RAIL ADJUSTMENT</b>		1

### 8.3 Bed Rail Assembly, Front Middle



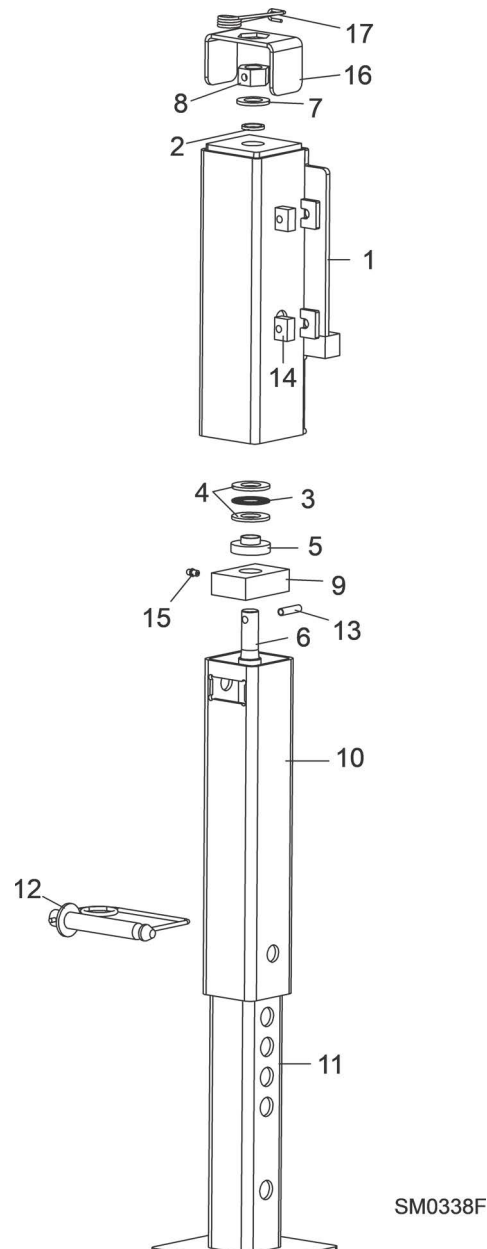
REF	PART #	DESCRIPTION	COMMENTS	QTY.
	075733	<b>BED RAIL ASSEMBLY, SHORT PAINTED (FRONT MIDDLE)</b>		1
1	075696	Tube Weldment, Bed Rail		1
2	F05010-5	Nut, 5/8-11 Hex		2
3	S13006	Bolt, Bed Rail Adjustment		2
4	F05008-78	Bolt, 1/2-13 X 4" Hex Head		2
5	F05011-2	Washer, 1/2" SAE Flat		4
6	F05010-8	Nut, 1/2-13 Nylon Lock		2
7	106551	Cover, 33-13/16 Stainless Steel Bed Rail		1
8	F05006-10	Bolt, 5/16-18 X 2 1/2" Hex Head		3
9	F05010-6	Nut, 5/16-18 Hex Lock		3
10	015970	<b>WRENCH, BED RAIL ADJUSTMENT</b>		1

## 8.4 Bed Rail Assembly, Rear Middle



REF	PART #	DESCRIPTION	COMMENTS	QTY.
	106537	<b>BED RAIL ASSEMBLY, PAINTED (REAR MIDDLE)</b>		1
1	106538	Tube Weldment, Bed Rail		1
2	F05010-5	Nut, 5/8-11 Hex		2
3	S13006	Bolt, Bed Rail Adjustment		2
4	F05008-78	Bolt, 1/2-13 X 4" Hex Head		2
5	F05011-2	Washer, 1/2" SAE Flat		4
6	F05010-8	Nut, 1/2-13 Nylon Lock		2
7	106551	Cover, 33-13/16 Stainless Steel Bed Rail		1
8	F05006-10	Bolt, 5/16-18 X 2 1/2" Hex Head		3
9	F05010-6	Nut, 5/16-18 Hex Lock		3
10	F05010-29	Nut, 3/8-16 Jam		1
11	F05007-2	Screw, 3/8-16x1 1/4 HHC		1
12	015970	<b>WRENCH, BED RAIL ADJUSTMENT</b>		1

## 8.5 Adjustable Outrigger Assembly



SM0338F

REF	PART #	DESCRIPTION	COMMENTS	QTY.
	056781	<b>OUTRIGGER ASSEMBLY, LOADING SIDE ADJUSTABLE</b>		5
1	056780	Mount Weldment, Loading Side Adjustable Outrigger		1
2	039641	Seal, Outrigger Acme Screw		1
	039639	Bearing Assembly, Adjustable Outrigger Thrust		1
3	039637	Bearing, Needle-Roller Thrust		1
4	039638	Washer, Thrust Bearing		2
5	039645	Sleeve, Outrigger Acme Screw		1
6	039642	Screw, 1-5 Adjustable Outrigger Long Acme		1
7	F05011-62	Washer, 3/4" SAE Flat		1
8	056774	Nut, Adjustable Outrigger Hex		1

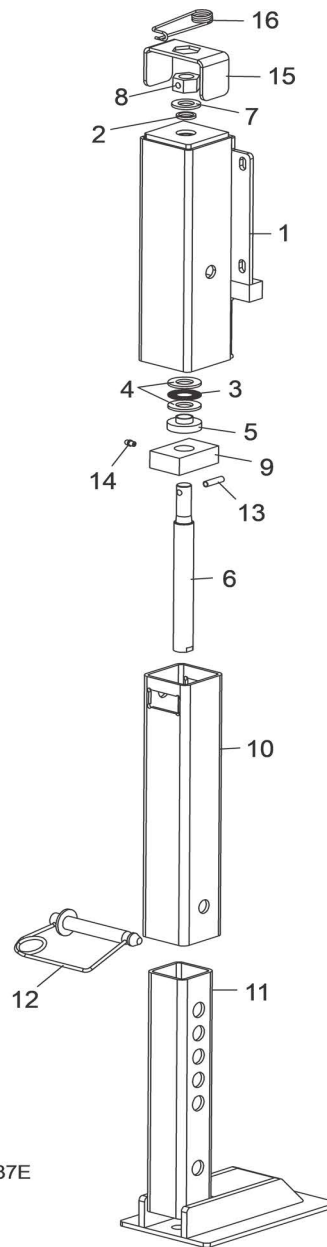
# 8 Bed Frame & Trailer Assembly

## Adjustable Outrigger Assembly

REF	PART #	DESCRIPTION	COMMENTS	QTY.
9	039636	Nut, 1-5 Long Acme		1
10	003981	Tube, Adjustable Outrigger Slide		1
11	056783	Base Weldment, Loading Side Adjustable Out-rigger		1
12	056817	Pin, Adjustable Outrigger Locking		1
13	F05012-127	Pin 5/16" x 1 1/4" Roll		1
14	056826	Nut, Adjustable Outrigger Mounting		4
15	P05060	Fitting, 1/4-28 Grease		1
	FAO-1524	Inst. Sheet, Adjustable Outrigger		1
16	059577	<b>BRACKET, ADJUSTABLE OUTRIGGER LOCK (OPTIONAL)</b>		1



## 8.6 Adjustable Outrigger Assembly, Offset



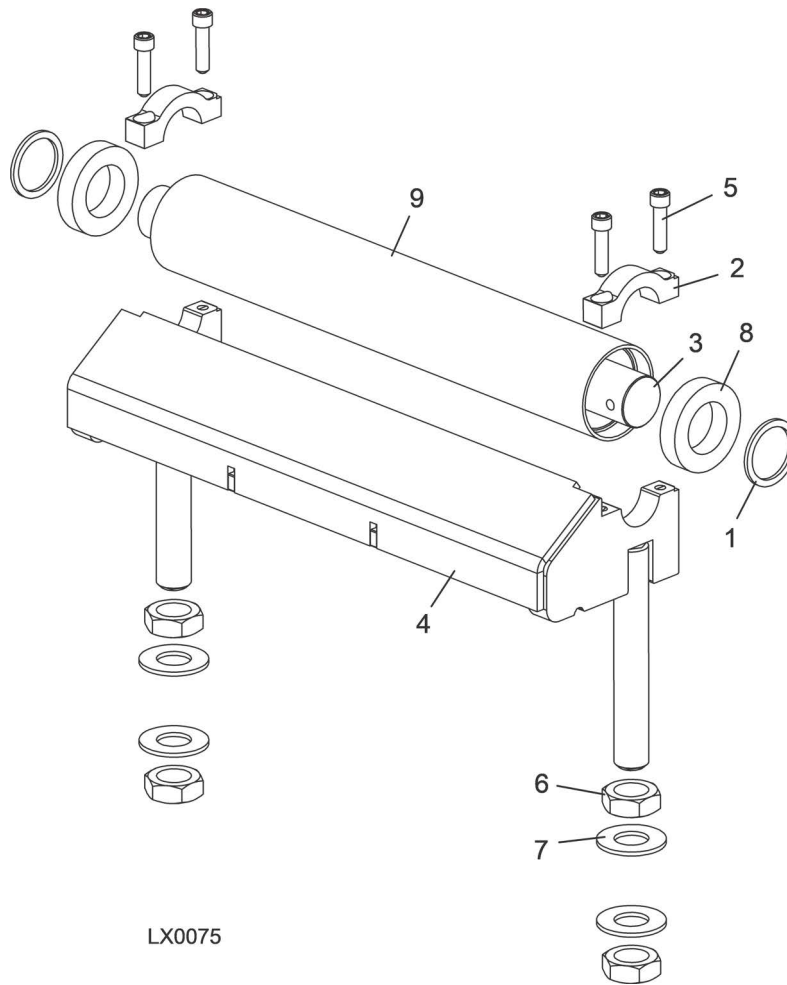
SM0337E

REF	PART #	DESCRIPTION	COMMENTS	QTY.
	056787	<b>OUTRIGGER ASSEMBLY, OFFSET ADJUSTABLE</b>		1
1	003945	Mount Weldment, Offset Adjustable Outrigger		1
2	039641	Seal, Outrigger Acme Screw		1
	039639	Bearing Assembly, Adjustable Outrigger Thrust		1
3	039637	Bearing, Needle-Roller Thrust		1
4	039638	Washer, Thrust Bearing		2
5	039645	Sleeve, Outrigger Acme Screw		1
6	039642	Screw, 1-5 Adjustable Outrigger Long Acme		1
7	F05011-62	Washer, 3/4" SAE Flat		1
8	056774	Nut, Adjustable Outrigger Hex		1

**8** **Bed Frame & Trailer Assembly**  
*Adjustable Outrigger Assembly, Offset*

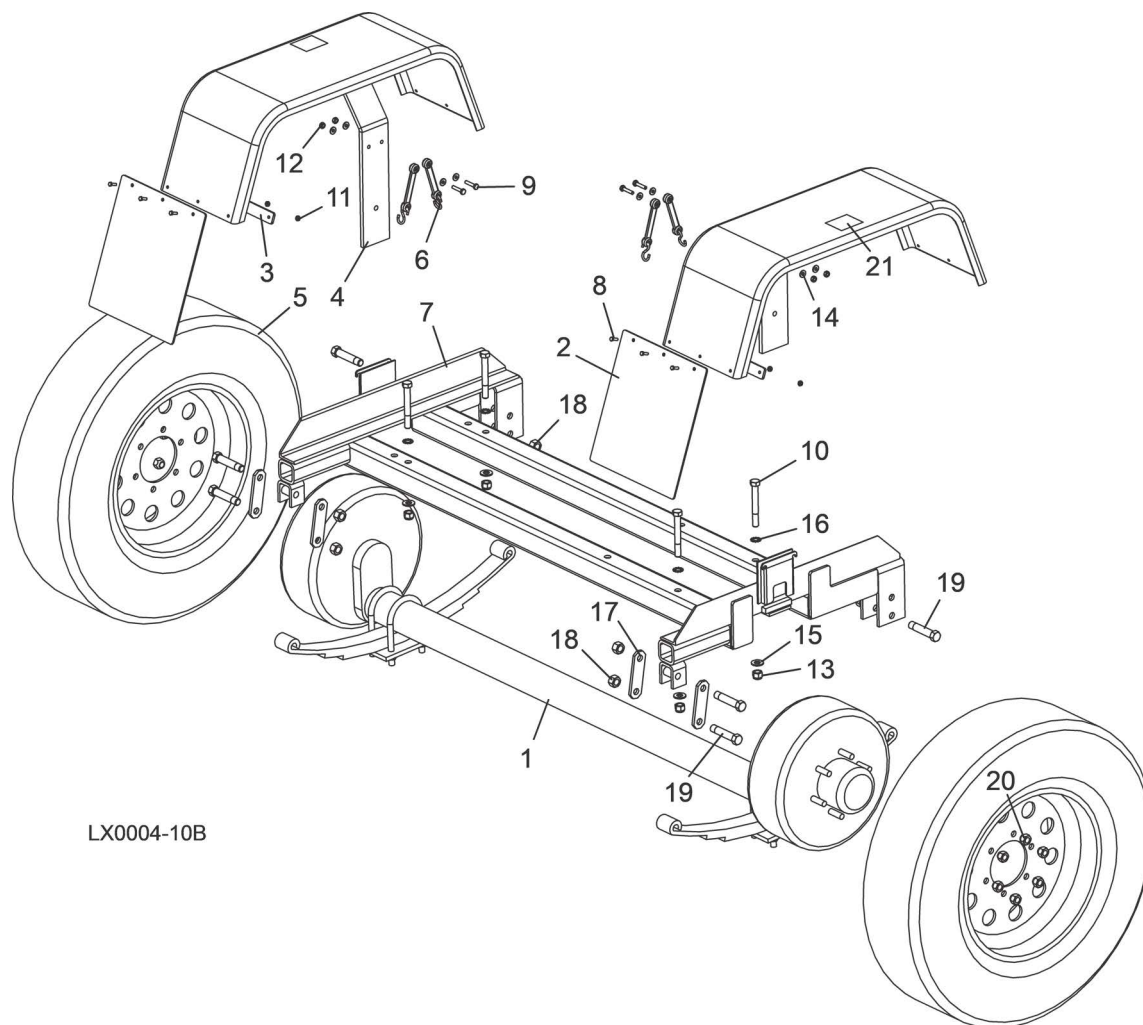
REF	PART #	DESCRIPTION	COMMENTS	QTY.
9	039636	Nut, 1-5 Long Acme		1
10	003981	Tube, Front Adjustable Outrigger Slide		1
11	056788	Base Weldment, Offset Adjustable Out-rigger		1
12	056817	Pin, Adjustable Outrigger Locking		1
13	F05012-127	Pin 5/16" x 1 1/4" Roll		1
14	P05060	Fitting, 1/4-28 Grease		1
	FAO-1524	Inst. Sheet, Adjustable Outrigger		1
15	059577	<b>BRACKET, ADJUSTABLE OUTRIGGER LOCK (OPTIONAL)</b>		1

## 8.7 Toe Board Ramp Assembly



REF	PART #	DESCRIPTION	COMMENTS	QTY.
	110385	<b>RAMP ASSEMBLY, TOE BOARD</b>		1
<b>1</b>	074843	Plate, 1-19/32x2x1/8 Spacer		2
<b>2</b>	076234	Plate, Taper Roller Side		2
<b>3</b>	076753	Shaft, Toe Board 1-9/16 Dia		1
<b>4</b>	110362	Ramp Weldment, Toe Board		1
<b>5</b>	F05007-36	Screw, 3/8-16x1 1/2 BO SHC		4
<b>6</b>	F05010-188	Nut, 1-8 Hex Jam Zinc		4
<b>7</b>	F05011-28	Washer, 1 ID SAE Flat		4
<b>8</b>	P13024	Bearing, 1.575x2.677x.591		2
<b>9</b>	S13020	Tube, 2 1/2x17 1/2 Toe Board		1

## 8.8 Trailer Assembly

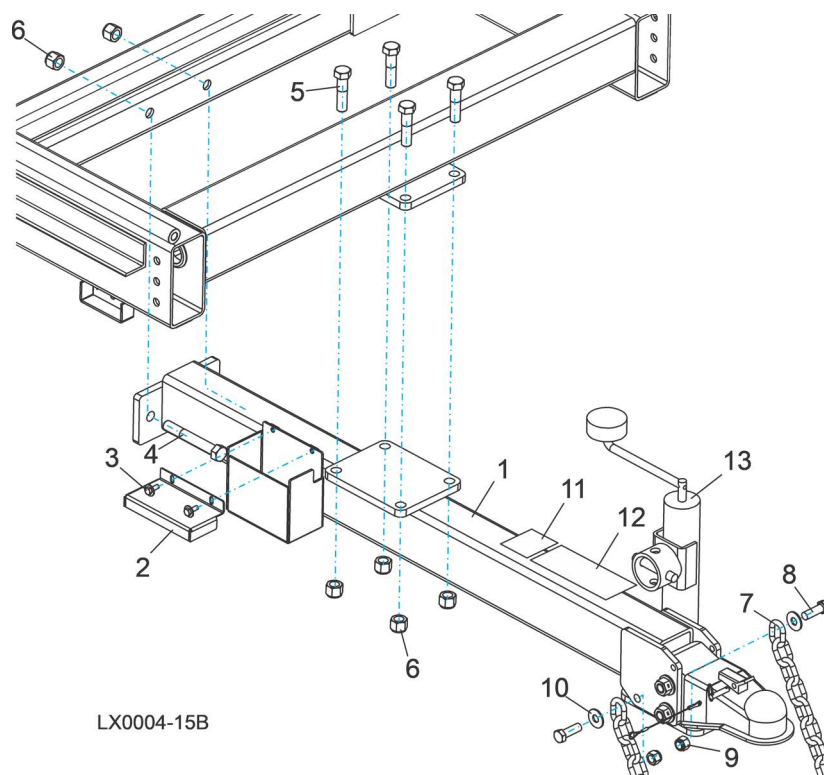


LX0004-10B

REF	PART #	DESCRIPTION	COMMENTS	QTY.
	075612	<b>TRAILER ASSEMBLY, LX450</b>		1
1	107988	Axle, 6000Lb Drop LX450		1
2	015758	Flap, Mud		2
3	015787	Plate, Flap Retaining		2
4	015788	Fender Weldment, Drop Axle		2
5	133513	Tire Wheel Assy, ST235/80R16 Tamarack		2
6	016542	Strap, Rubber 6		4
7	075613	Frame Weldment, Axle , LX450		1
8	F05004-18	Screw, 10-24x5/8 Unsl Indent HH Machine		6
9	F05005-3	Bolt, 1/4-20x1 1/4 Hex Head FT Cap		4
10	F05008-26	Bolt, 1/2-13x4 Hex Head		4
11	F05010-14	Nut, #10-24 Keps		6
12	F05010-21	Nut, 1/4-20 Swaged		4
13	F05010-8	Nut, 1/2-13 Nyl Hex Lock		4
14	F05011-11	Washer, 1/4 SAE Flat		8
15	F05011-2	Washer, 1/2 SAE Flat		4
16	F05011-39	Washer, 1/2 Star ET		4
17	M07528	Plate, Axle Shackle Link Ptd		4

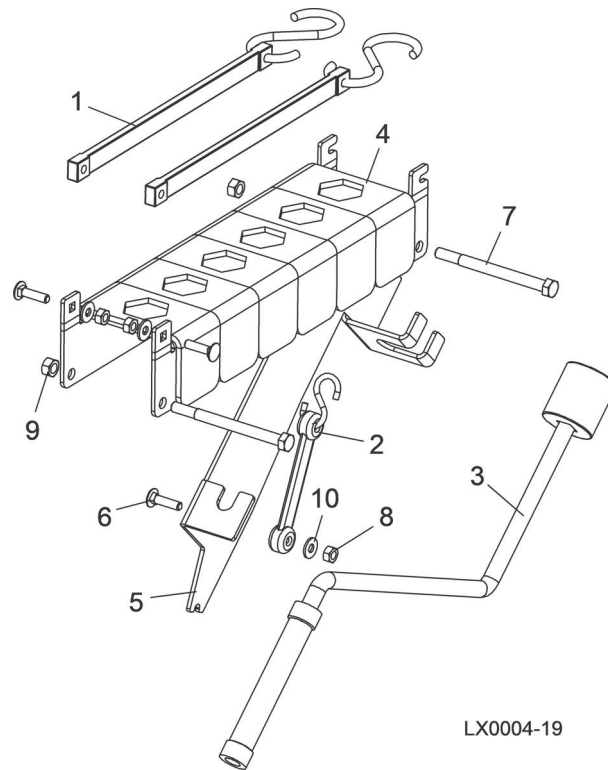
REF	PART #	DESCRIPTION	COMMENTS	QTY.
18	P04643	Nut, 9/16-18 Lock		6
19	P04644	Bolt,9/16-18		6
20	P04646	Nut, 1/2-20 Lug		12
21	S11761	Decal, Fender Damage Caution		2

## 8.9 Hitch Assembly



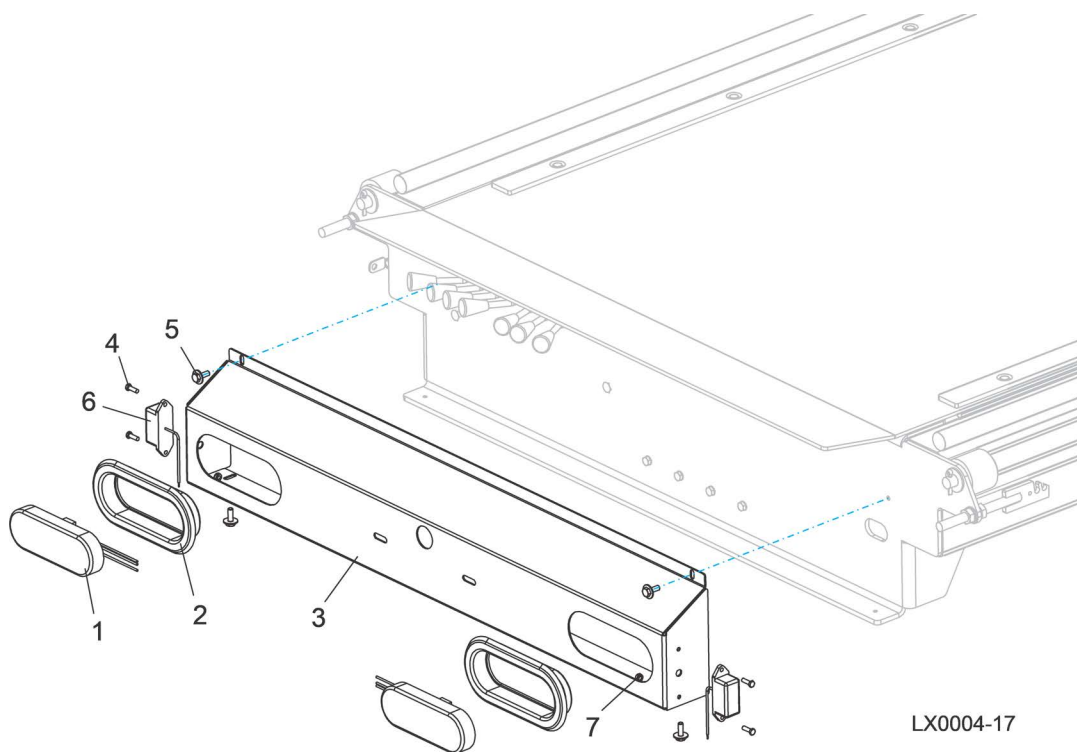
REF	PART #	DESCRIPTION	COMMENTS	QTY.
	107149	<b>HITCH ASSEMBLY, LX450</b>		1
1	103930	Hitch Assembly, 8,500# LX450		1
2	107151	Cover, Brake Battery		1
3	F05005-134	Bolt, 1/4-20x3/4 Hex Head w/Conical Washer		2
4	F05009-10	Bolt, 5/8-11x4 1/2 Hex Head Grade 5		2
5	F05009-20	Bolt, 5/8-11x2 1/2 Grade 5 Hex Head		4
6	F05010-34	Nut, 5/8-11 Nylon Lock		6
7	107163	Chain, 30 Inch Safety		2
8	F05008-33	Bolt, 1/2-13x1 1/2 Hex Head Grade 5		2
9	F05010-8	Nut, 1/2-13 Nylon Hex Lock		2
10	F05011-35	Washer, 7/16 Standard Flat		2
11	P11809	Decal, Before Towing Caution		1
12	014106	Decal, Before Towing Danger		1
13	110403	Jack, 10" w/ Pin Only		1
14	F05012-45	Pin, 5/16x1 Detaining		1
15	016030	Lanyard, 3/64 x 6		1

## 8.10 FAO Wrench Bracket Assembly



REF	PART #	DESCRIPTION	COMMENTS	QTY.
	079726	<b>BRACKET ASSEMBLY, LX450 FAO WRENCH</b>		1
1	012965	Strap, 9In Rubber With Hooks		2
2	016542	Strap, Rubber 6		1
3	056831	Handle Assembly, Adj. Outrigger Crank		1
4	059577	Bracket, Adjustable Outrigger Lock		6
5	079725	Holder Weldment, FAO Wrench/Lock		1
6	F05005-34	Bolt, 1/4-20x1 Carriage		3
7	F05006-109	Bolt, 5/16-18x4 Hex Head Grade 5		2
8	F05010-21	Nut, 1/4-20 Swaged		3
9	F05010-6	Nut, 5/16-18 Swaged Hex		2
10	F05011-11	Washer, 1/4 SAE Flat		3

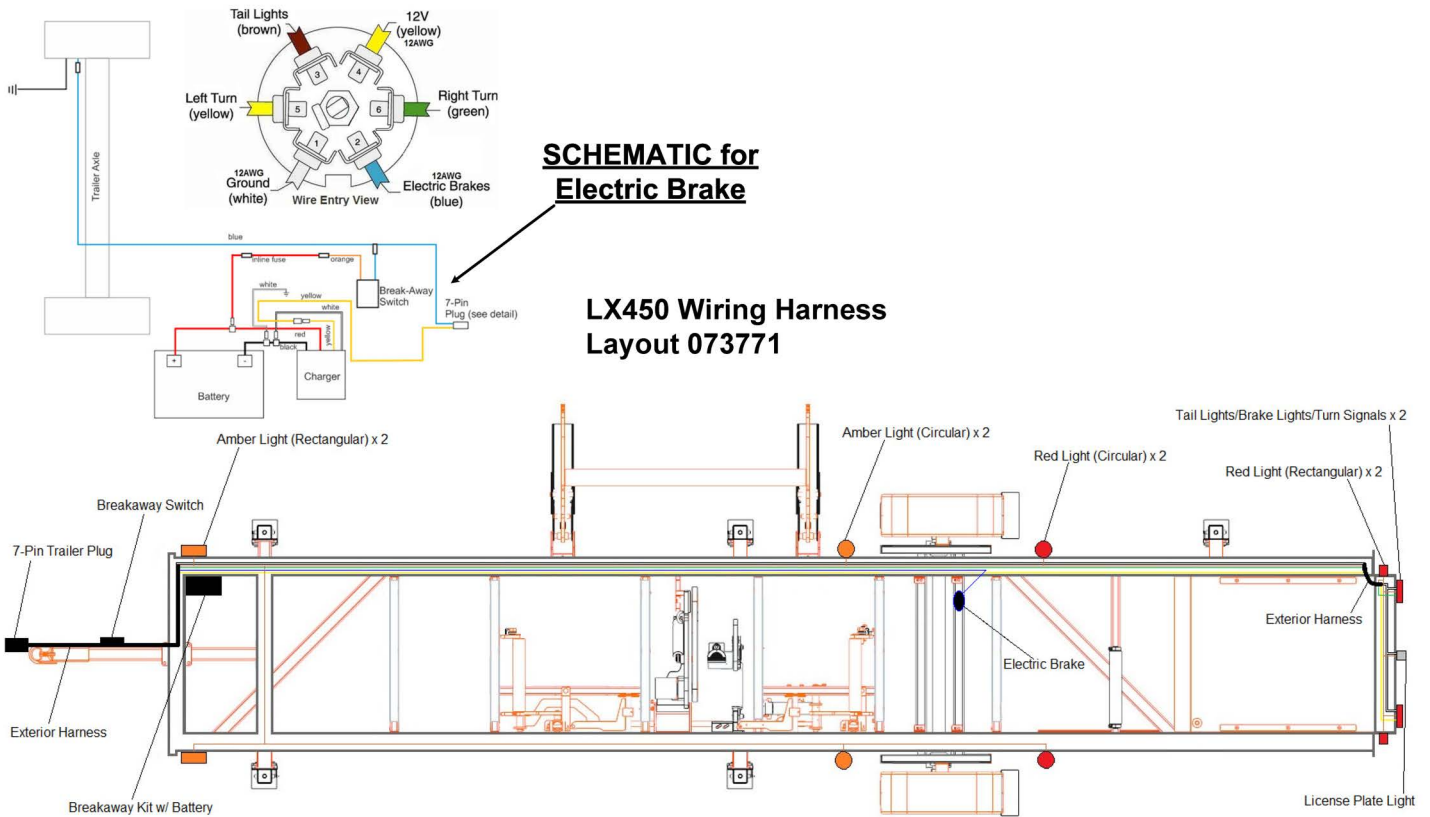
## 8.11 Trailer Light Panel Assembly



REF	PART #	DESCRIPTION	COMMENTS	QTY.
	107147	<b>LIGHT PANEL ASSEMBLY, LX450 TRAILER</b>		1
1	006391	Light, LED Tail		2
2	006688	Grommet, 6 1/2 Light Mounting		2
3	106897	Plate, Taillight Panel		1
4	F05004-18	Screw, 10-24x5/8 Unsl Indent HH Machine		4
5	F05005-134	Bolt, 1/4-20x3/4 HH w/Conical Washer		4
6	P12905	Lamp, Running Red		2
7	F05010-14	Nut, #10-24 Keps		4
	073771	Harness Assy, LX450 Trailer Lights	Not shown	1

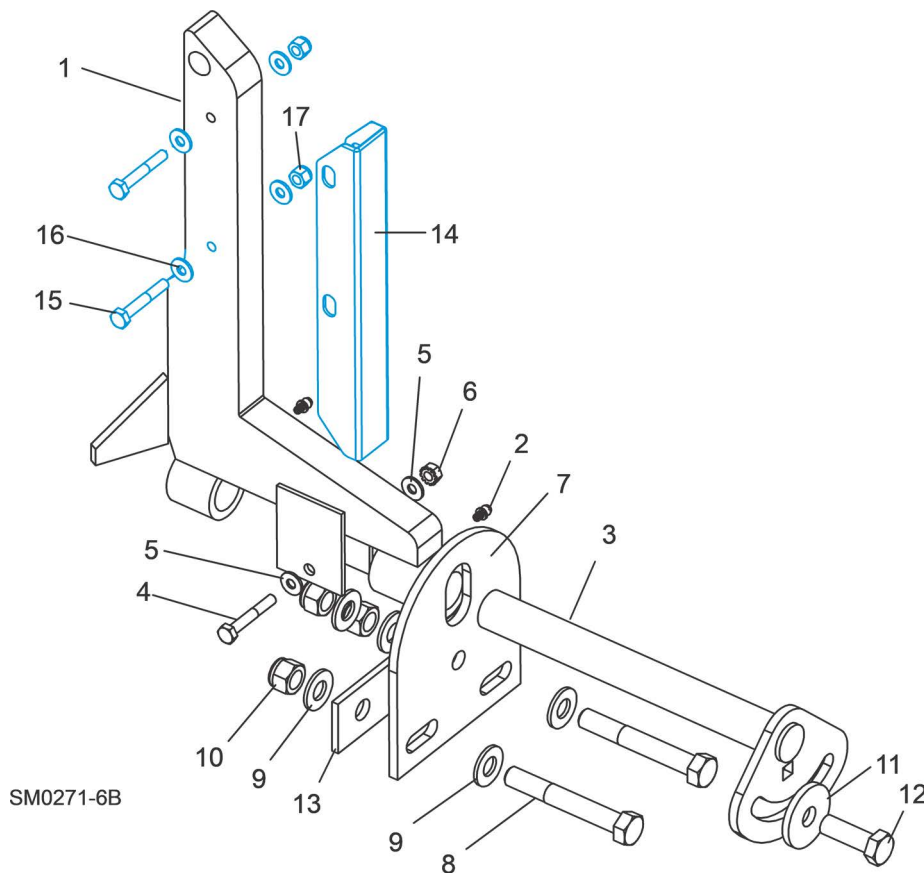


## 8.12 Trailer Light Wiring Harness



REF	PART #	DESCRIPTION	COMMENTS	QTY.
1	073771	HARNASS ASSY, LX450 TRAILER LIGHTS	For Reference - Harness not sold as individual parts	1

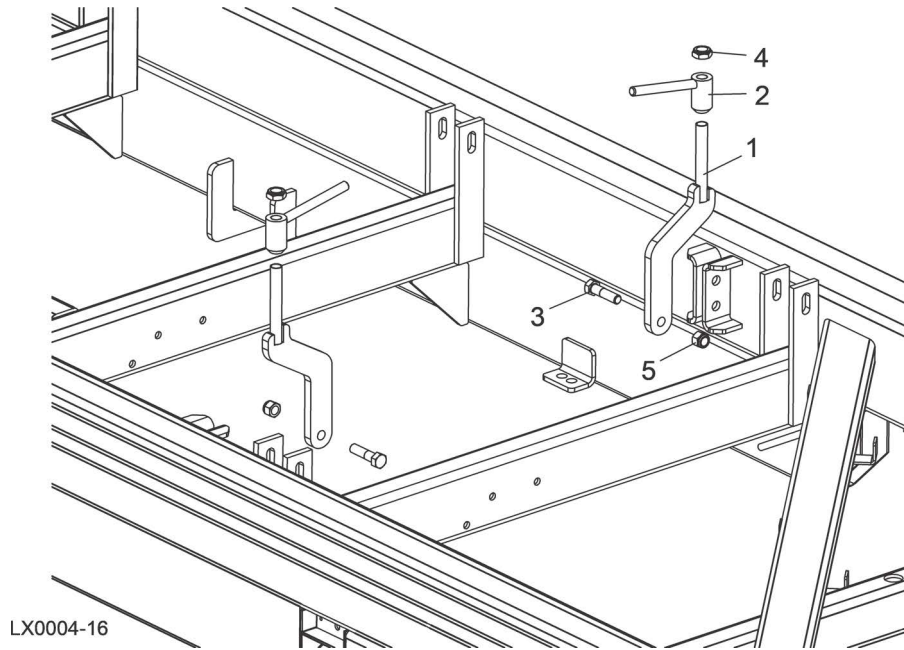
### 8.13 Log Side Support Assembly (Manual)



REF	PART #	DESCRIPTION	COMMENTS	QTY.
1	015235	<b>SUPPORT, LOG SIDE</b>		2
2	P04107	Fitting, 3/16" Grease		2
	016559	<b>MOUNTING KIT, LOG SIDE SUPPORT</b>		2
3	016544	Pin, Log Side Support Pivot		1
4	F05005-4	Bolt, 1/4-20 X 1 1/2" Hex Head Grade 5		1
5	F05011-11	Washer, 1/4" SAE Flat		2
6	F05010-9	Nut, 1/4-20 Self Locking		1
7	016555	Plate, Log Side Support End		1
8	F05008-61	Bolt, 1/2-13 X 3 1/2" Hex Head Grade 5		2
9	F05011-2	Washer, 1/2" SAE Flat		5
10	F05010-8	Nut, 1/2-13 Hex Nylon Lock		3
11	014632	Washer, .52" x 1.69"		1
12	F05008-33	Bolt, 1/2-13 X 1 1/2" Hex Head Grade 5		1
13	016558	Plate, Side Support Washer Clamp		1
	016562	<b>ROLLER KIT, SIDE SUPPORT</b>		4
14	016561	Roller, Side Support		2

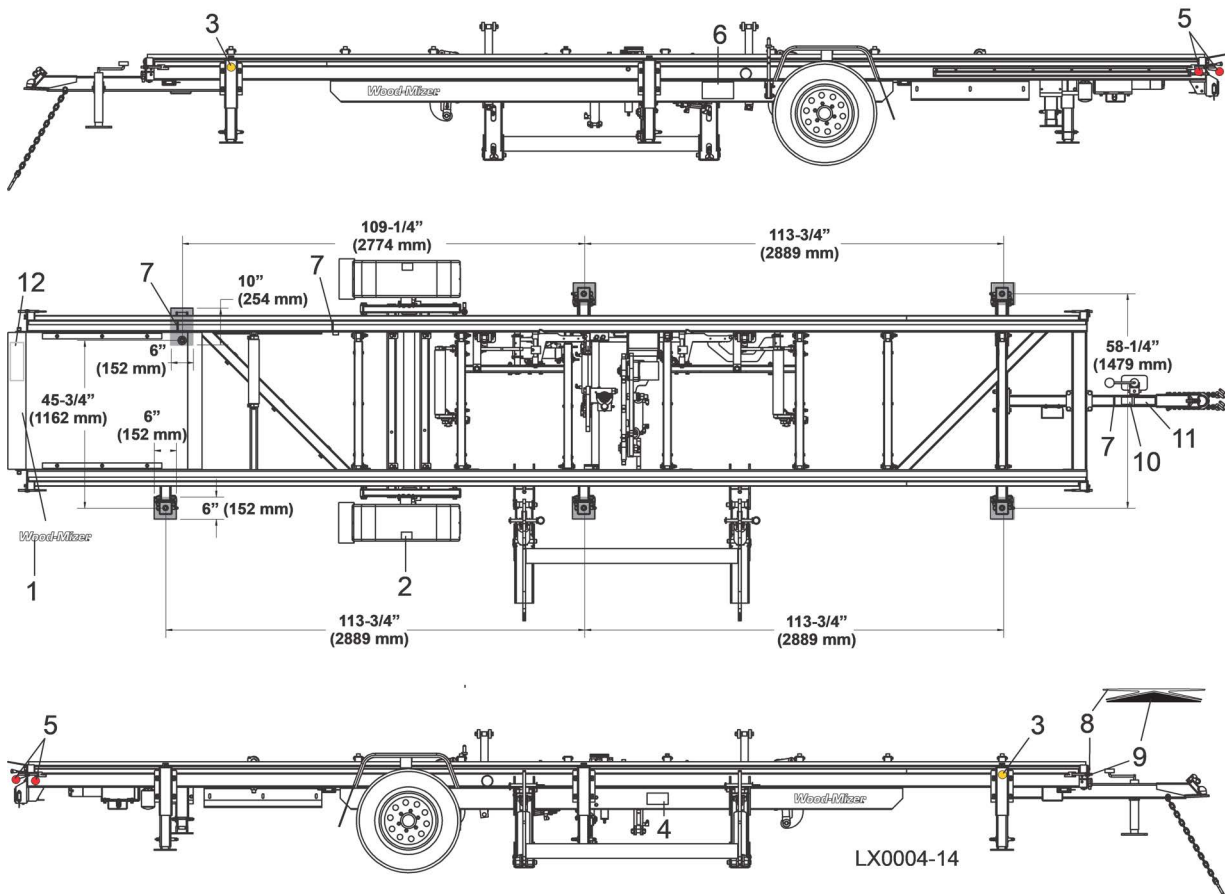
REF	PART #	DESCRIPTION	COMMENTS	QTY.
15	F05011-5	Washer, 5/8" SAE Flat	Additional 5/8" SAE Flat Washer F05011-5 may be required on each side of side support to provide clearance for optional stainless steel side support guards. Extra washers are included in the stainless steel guard retrofit kit (016798).	6
16	F05009-118	Bolt, 5/8-11 x 3 3/4" Hex Head Grade 5		1
17	F05010-96	Nut, 5/8-11 Hex Nylon Lock Jam		1
18	016560	Bushing, Bronze 5/8" x 1" x 3/4"		2
	F05008-94	Bolt, 1/2-13 x 3 1/2" Carriage Head		1
	016562-526	Instruction Sheet, Side Support Roller		1
	016798	<b>GUARD KIT, STAINLESS STEEL SIDE SUPPORT (OPTIONAL)</b>		1
19	016722	Guard, Stainless Steel Side Support		4
20	F05005-4	Bolt, 1/4-20 x 1 3/4" Hex Head		8
21	F05011-11	Washer, 1/4" SAE Flat		16
	F05011-5	Washer, 5/8" SAE Flat	Additional 5/8" SAE Flat Washer F05011-5 may be required on each side of side support to provide clearance for optional stainless steel side support guards. Extra washers are included in the stainless steel guard retrofit kit (016798).	4
22	F05010-69	Nut, 1/4-20 Hex Nylon Lock		8
	016798-1005	Instruction Sheet, Stainless Steel Side Support Guard Retro		1

### 8.14 Travel Lock Assembly



REF	PART #	DESCRIPTION	COMMENTS	QTY.
	079601	<b>LOCK ASSEMBLY, TRAVEL</b>		2
<b>1</b>	079600	Lock Weldment, Travel		1
<b>2</b>	079747	Nut Weldment, Travel Lock		1
<b>3</b>	F05008-76	Bolt, 1/2-13x2 Hex Head		1
<b>4</b>	F05010-101	Nut, 5/8-18 Nylon Jam		1
<b>5</b>	F05010-8	Nut, 1/2-13 Nylon Hex Lock		1

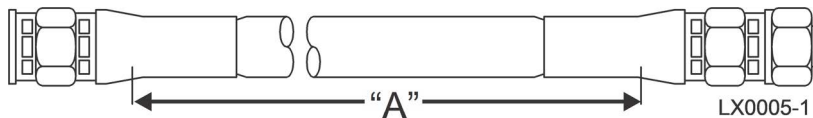
### 8.15 Bed Frame Decals & Foot Dimensions



REF	PART #	DESCRIPTION	COMMENTS	QTY.
1	065025	DECAL, WOOD-MIZER LOGO WHITE LT40/50		3
2	S11761	DECAL, FENDER DAMAGE CAUTION		2
3	P07453	DECAL, AMBER REFLECTIVE 2" ROUND		2
4	S09851	DECAL, KEEP AWAY DANGER		1
5	P07452	DECAL, RED REFLECTIVE 2" ROUND		4
6	P10287	DECAL, PINCH POINT DANGER		1
7	S12051	DECAL, LOG LIMIT STRIPE		3
8	107172	DECAL, WHITE STRIPE, BED FRONT		1
9	107173	DECAL, BLACK STRIPE, BED FRONT		1
10	P11809	DECAL, BEFORE TOWING CAUTION		1
11	014106	DECAL, BEFORE TOWING DANGER		1
12	107198	DECAL, HYDRAULIC CONTROL LEVER ID LX450		1

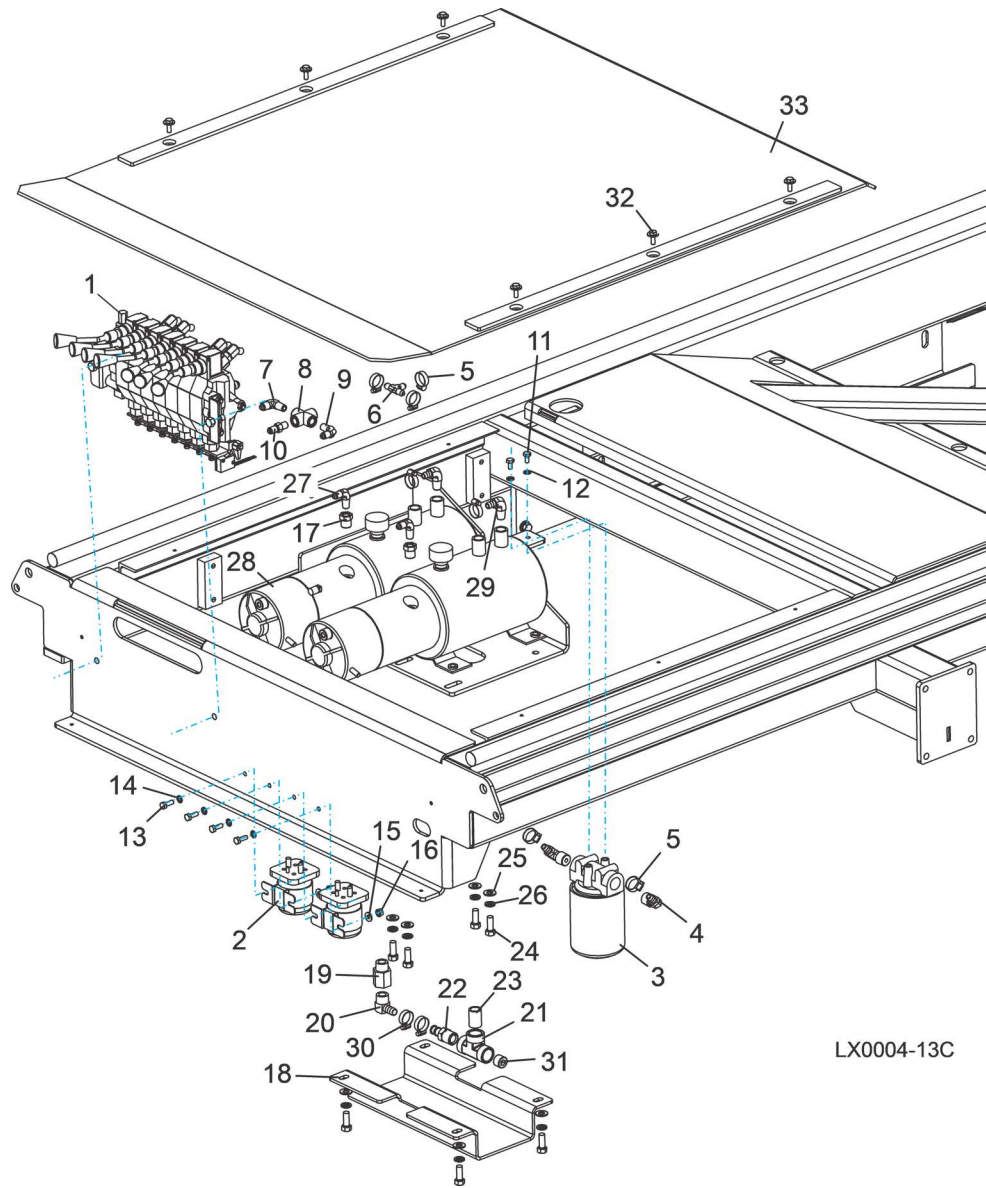
## SECTION 9 BED HYDRAULIC

### 9.1 Hydraulic Hoses



ID	Color Code	LENGTH "A"	Application (NOTE: See Hydraulic Information Section in Operator's Manual for Hydraulic Schematics)	HOSE PART #
H1	Purple	242"	1/4" Rear Toe Board Top	079000-242
H2	Black	242"	1/4" Rear Toe Board Base	079000-242
H3	Yellow	158"	1/4" Front Toe Board Top	079000-158
H4	Gray	158"	1/4" Front Toe Board Base	079000-158
H5	Green	218"	1/4" Clamp Up/Down Top	079000-218
H6	Yellow	207"	1/4" Clamp Up/Down Base	079000-207
H7	Red	108"	3/8" Loading Arm Base	079001-108
H8	Blue	108"	3/8" Loading Arm Top	079001-108
H9	Orange	79"	3/8" Side Support Base	079001-79
H10	Plain	87"	3/8" Side Support Top	079001-87
H11	Orange	191"	3/8" Clamp In/Out Base	079001-191
H12	White	165"	3/8" Clamp In/Out Top	079001-165
H13	Green	80"	3/8" Loading Arm Branch Top	079001-80
H14	Green	140"	3/8" Loading Arm Branch Top	079001-140
H15	Yellow	80"	3/8" Loading Arm Branch Base	079001-80
H16	Yellow	140"	3/8" Loading Arm Branch Base	079001-140
H17	Plain	181"	3/8" Log Turner Base	079001-181
H18	Pink	181"	3/8" Log Turner Top	079001-181
H19	Purple	191"	3/8" Log Turner Motor (Nearest Frame)	079001-191
H20	Black	194"	3/8" Log Turner Motor (Furthest from Frame)	079001-194
H21	Plain	15"	1/4" Pump to Valve	079000-15
H22	Plain	6.5"	3/8" Pump to Valve	079001-6.5

## 9.2 Hydraulic Valve & Pump Motors



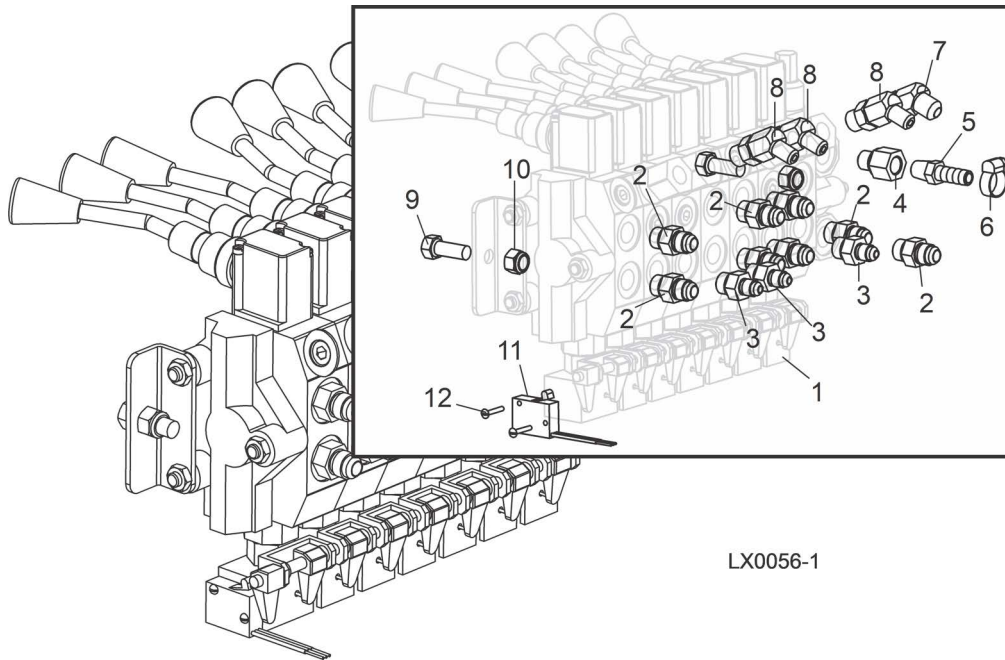
LX0004-13C

REF	PART #	DESCRIPTION	COMMENTS	QTY.
	107148	Hydraulic Assembly, LX450		1
1	034533	Valve Assembly, 7-Section Hydraulic ( <a href="#">See Section 9.3</a> )		1
2	016371	Solenoid Kit, 200A 12V SPST Hydraulic Motor		2
	015470	Solenoid, 200A 12V SPST Cont. Duty	Available in assemblies only.	1
	015426	Diode Assembly, Solenoid Coil Chassis Gnd		1
3	P22683	Manifold, W/Filter		1
4	P12707	Fitting, 1/2NPT-3/8 Barb Elbow		2
5	P12739	Clamp, 11/16 Worm		5
6	015485	Fitting, 3/8 Barb Tee		1
7	015491	Fitting, 3/8JIC-1/4NPT 90L		1
8	P22311	Cross, 1/4NPT		1
9	P09142	Fitting, 1/4NPTx1/4JIC Male Elbow		1

REF	PART #	DESCRIPTION	COMMENTS	QTY.
10	P09143	Fitting, 1/4NPTx1/4JIC Male		1
11	F05005-15	Bolt, 1/4-20x1/2 HH		2
12	F05011-14	Washer, 1/4 Split Lock		2
13	F05005-1	Bolt, 1/4-20x3/4 FT HHC		4
14	F05011-37	Washer, 1/4" Star Ext Tooth		4
15	F05011-11	Washer, 1/4 SAE Flat		4
16	F05010-9	Nut, 1/4-20 Keps		4
	034534	Pump Assembly, Hydraulic LT70		1
17	015490	Fitting, 3/8" NPT x 1/4" NPT Reducer		2
18	015992	Guard, Hyd Crossover		1
19	015995	Fitting, 1/2NPT-1/2NPT Adaptor		1
20	015997	Fitting, 1/2NPT-1/2 Hose Barb 90Deg		1
21	016793	Fitting, 1/2 NPT Female Tee		1
22	016794	Fitting, 1/2 NPT Male-1/2 Hose Barb		1
23	016795	Fitting, 1/2 NPT Close Brass Nipple		1
24	F05007-7	Bolt, 3/8-16x1 HHC		8
25	F05011-3	Washer, 3/8 Flat SAE		8
26	F05011-4	Washer, 3/8 Split Lock		8
27	P09142	Fitting, 1/4NPTx1/4JIC Male Elbow		2
28	061764	Pump Kit, Hydraulic w/Motor		2
	016199	Pump, Hydraulic Replacement Monarch Model #12070		1
	052807	Motor Kit, Hydraulic Replacement		1
	038683	Motor, 12 VDC Hydraulic Pump #08714 (Iskra)	Available in assemblies only.	1
	038682	Brush Kit, 4-Valve Hydraulic Pump Motor #08658-I (Iskra)		1
	P12513	Bearing, Base Motor #02318		1
	052806	Wire Assembly, Motor Brush Ground		1
	P12817	Cap, Hydraulic Pump Vented Fill #03171		1
	P10198	O-Ring, Hydraulic Pump/Reservoir #02352		1
	P10315	Seal, Hydraulic Pump/Motor #02330		1
29	P12708	Fitting, 3/8NPT-3/8 Barb Elbow		2
30	P12739	Clamp, 11/16 Worm		4
31	P26258	Plug, 1/2NPT Pipe		1
	P03807	Boot, 1/2 Rubber Terminal		2
32	F05005-134	Bolt, 1/4-20x3/4 HH w/Conical Washer		6
33	079779	Return Weldment, Board		8
	036312	Cable Assy, 1AWG Blk x16 (2x3/8 Term)		2
	036310	Cable Assy, 1AWG Blk x16 (2x5/16 Term)		2



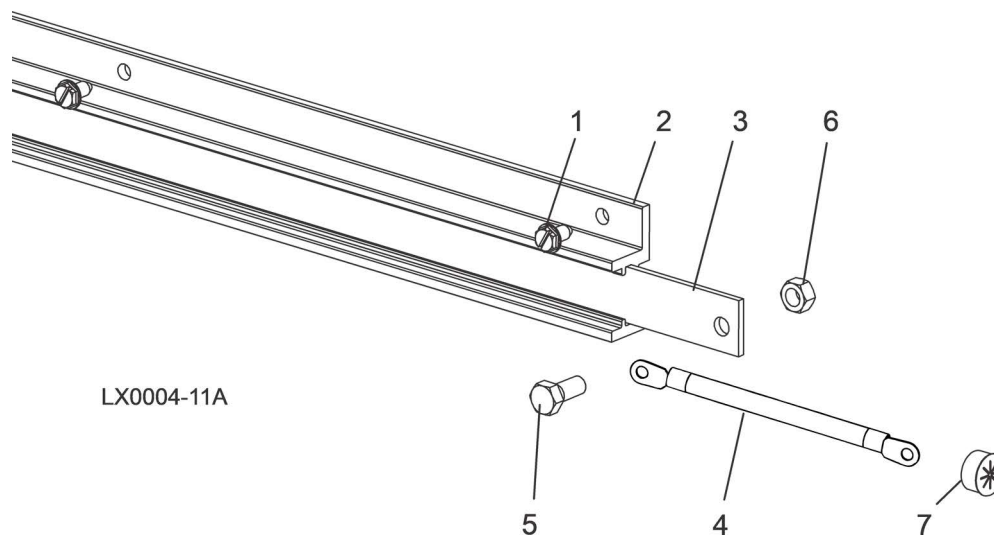
### 9.3 Hydraulic Valve Assembly



LX0056-1

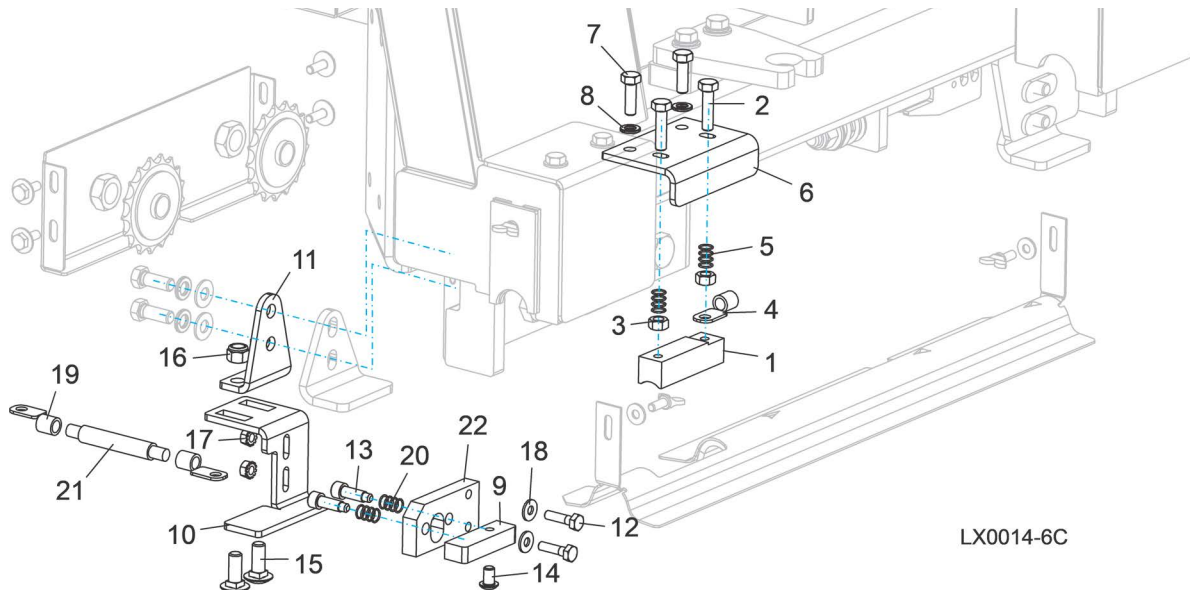
REF	PART #	DESCRIPTION	COMMENTS	QTY.
	034533	Valve Assembly, 7-Section Hydraulic		1
1	034451	Valve, 7-Section Hydraulic		1
2	014687	Fitting, 3/8" O-Ring x 3/8" JIC		8
3	P26284	Fitting, 1/4" JIC x 3/8" O-Ring		3
4	014686	Fitting, #6 SAE x 1/4" NPT Female		1
5	014685	Fitting, 1/4" NPT x 3/8" Hose Barb		1
6	P12739	Clamp, 11/16" Hose		1
7	015489	Fitting, #6 SAE 45° Elbow		1
8	015488	Fitting, #4 SAE x #6 SAE 45° Elbow		3
9	F05007-7	Bolt, 3/8-16 x 1" Hex Head		2
10	F05010-10	Nut, 3/8-16 Hex Nylon Lock		2
11	024198	Switch, Hydraulic Valve Lever		1
12	F05004-13	Screw, #4-40 x 3/4" Slotted Head		2

## 9.4 Hydraulic Power Supply Strip



REF	PART #	DESCRIPTION	COMMENTS	QTY.
	A11977	<b>STRIP ASSEMBLY, 6' HYDRAULIC POWER SUPPLY W/3 FT. CABLE</b>		1
<b>1</b>	F05015-1	Screw, 1/4-20 X 1/2" Slotted Hex Head		8
<b>2</b>	P11976	Housing, 6' Contact Strip		1
	A12043-N	Strip, 6' Contact With Cable		1
<b>3</b>	S10075	Strip, 6' Contact	Available in assemblies only.	1
<b>4</b>	052161	Cable Assembly, Hydraulic Contact Strip	Cable assembly 052161 replaced R01971 and F05092-16 after 9/17/2019 per ECN 37793	1
	R01971	Cable, #1 Weld	Available in assemblies only.	3 Ft
	F05092-16	Terminal, 5/16" Ring #2 Gauge		2
<b>5</b>	F05006-45	Bolt, 5/16-18 X 3/4" Hex Head Black Nylon		1
<b>6</b>	F05010-86	Nut, 5/16-18 Hex Black Nylon		1
	R01950-8	Tube, 5/8" Heat Shrink w/Adhesive ID	Available in assemblies only.	0.16 Ft
<b>7</b>	P04137	Grommet, 5/8" Wire		1

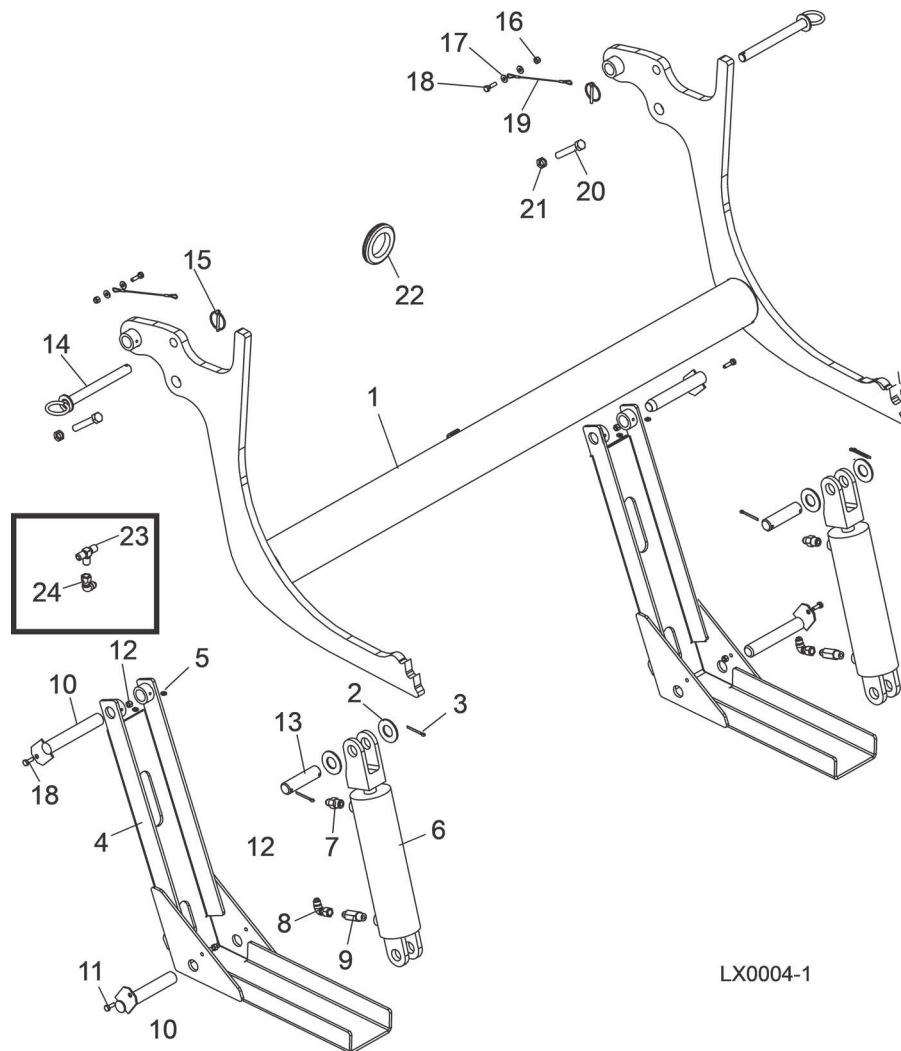
## 9.5 Hydraulic Power Contact Assembly



LX0014-6C

REF	PART #	DESCRIPTION	COMMENTS	QTY.
	103915	<b>BUTTON ASSEMBLY, CONTACT</b>		1
1	015264	Block, Exten Hyd Ground Contact		1
2	F05006-93	Bolt, 5/16-18x1 1/4 Hex Head FT Grade 5		2
3	F05010-17	Nut, 5/16-18 Hex		2
4	F05092-16	Terminal, 5/16 1-2Ga Ring NI Loose		1
5	P10077	Spring, .42x.59x.042 Comp		2
6	103987	Plate, Ground Block		1
7	F05006-27	Bolt, 5/16-18x1 Grade 5 Hex Head		2
8	F05011-13	Washer, 5/16 Split Lock		2
	107023	<b>CONTACT ASSEMBLY, POSITIVE HYD. POWER</b>		1
9	015253	Button, Hot Contact 1997		1
10	106829	Plate, Hot Contact Mount		1
11	106832	Bracket, Contact Mount		1
12	F05005-38	Screw, 1/4-20x1 HHC		2
13	F05006-143	Bolt, 5/16x3/4 Shoulder 1/4-20 Thread SS		2
14	F05006-20	Bolt, 5/16-18x1/2 SBH		1
15	F05007-165	Bolt, 3/8-16x1 Carriage, Zinc Gr 5		2
16	F05010-10	Nut, 3/8-16 Hex Nyloc		2
17	F05010-9	Nut, 1/4-20 Keps		2
18	F05011-11	Washer, 1/4 SAE Flat		2
19	F05092-16	Terminal, 5/16 1-2Ga Ring NI Loose		2
20	P10077	Spring, .42x.59x.042 Comp		2
21	R01971-1	Cable, 1AWG SO Weld, Red Southwire		1.083
22	S10072	Plate, 1/2 Nyl Insulator Contact		1

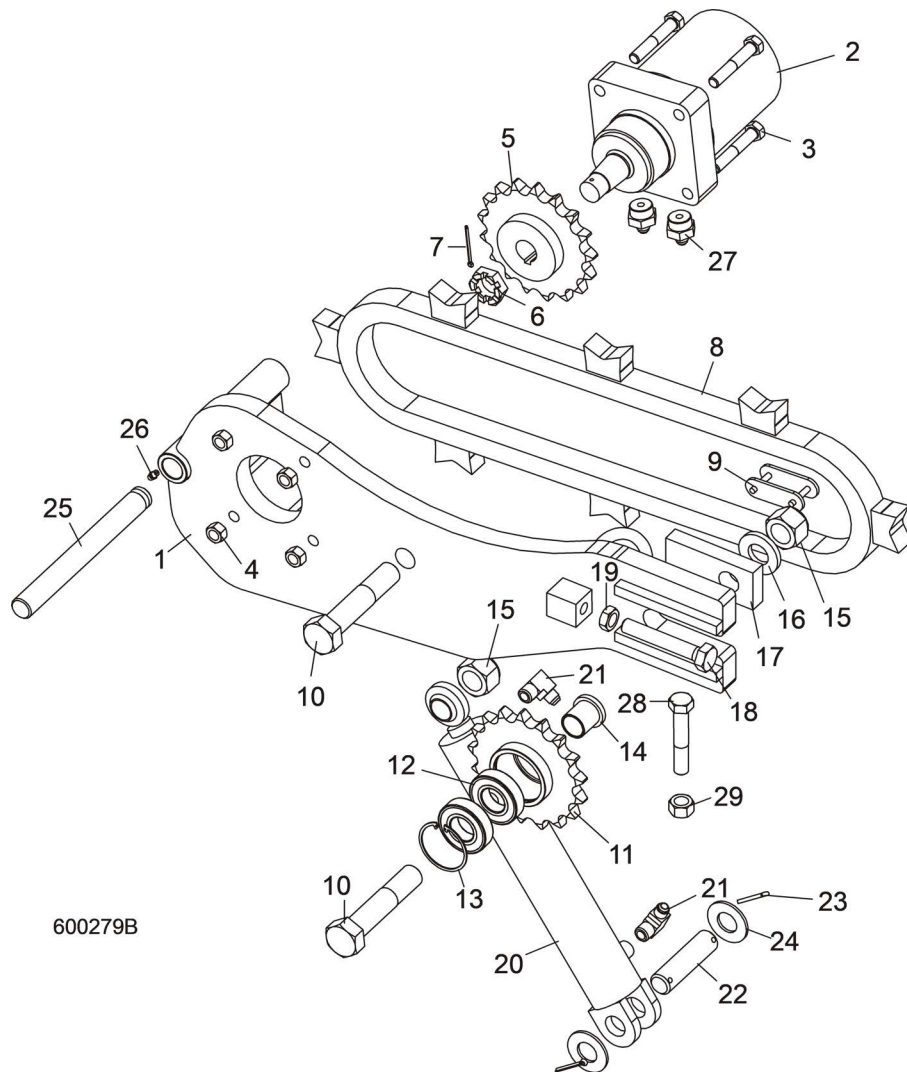
## 9.6 Hydraulic Log Loader



REF	PART #	DESCRIPTION	COMMENTS	QTY.
	103912	<b>LOADER ASSEMBLY, HYDRAULIC LOG LX450</b>		1
<b>1</b>	103914	Arm Weldment, Log Loading LX450		1
<b>2</b>	F05011-28	Washer, 1" SAE Flat		4
<b>3</b>	F05012-23	Pin, 3/16" X 1 1/2" Cotter		4
<b>4</b>	W09208	Foot Weldment, U-Channel		2
<b>5</b>	P04107	Fitting, 3/16" Grease		4
	038735	Cylinder Assembly, Hydraulic Log Loader		2
<b>6</b>	042754	Cylinder, 8" X 3" Hydraulic (3/8" NPT Ports)		1
	P12956	Seal Kit, 8" x 3" Hydraulic Cylinder		1
<b>7</b>	016819	Fitting, 3/8" NPT x 3/8" JIC Male Connector		1
<b>8</b>	042756	Fitting, 3/8" JIC 90° Swivel Elbow		1
<b>9</b>	038734	Fitting, 3/8NPT 6.5GPM Velocity Fuse		1
<b>10</b>	W09446	Pin, Loading Arm Mount		4
<b>11</b>	F05005-1	Bolt, 1/4-20 x 3/4" Hex Head Full Thread	Replaced (2) F05005-1 with (2) F05005-101 after 1/30/2020 per ECN 37269.	2

REF	PART #	DESCRIPTION	COMMENTS	QTY.
12	F05010-69	Nut, 1/4-20 Hex Lock	Added 016090, (2) F05005-101,(2) F05010-69, and F05011-11 after 1/30/2020 per ECN 37269.	4
13	S09251	Pin, Loading Arm Cylinder Mount		2
14	107178	Pin Weldment, Arm Support		2
15	017604	Pin, Lynch 3/16" w/Chain		2
16	F05010-69	Nut, 1/4-20 Nylock		2
17	F05011-11	Washer, 1/4 SAE Flat	Replaced (2) F05005-1 with (2) F05005-101 after 1/30/2020 per ECN 37269.	4
18	F05005-101	BOLT, 1/4-20 X 1 HEX HEAD GR5		4
19	016090 <sup>2</sup>	Cable, 3/32 Dia Board Return		2
20	F05008-7	<b>BOLT, 1/2-13 X 3" HEX HEAD FULL THREAD GRADE 5</b>		2
21	F05010-31	<b>NUT, 1/2-13 JAM</b>		2
22	085614	<b>GROMMET, RUBBER 2 1/2 DIA</b>		1
23	015487	<b>FITTING, 3/8JIC TEE</b>		1
24	042756	<b>FITTING, 3/8JIC SWIVEL NUT 90 ELBOW</b>		1

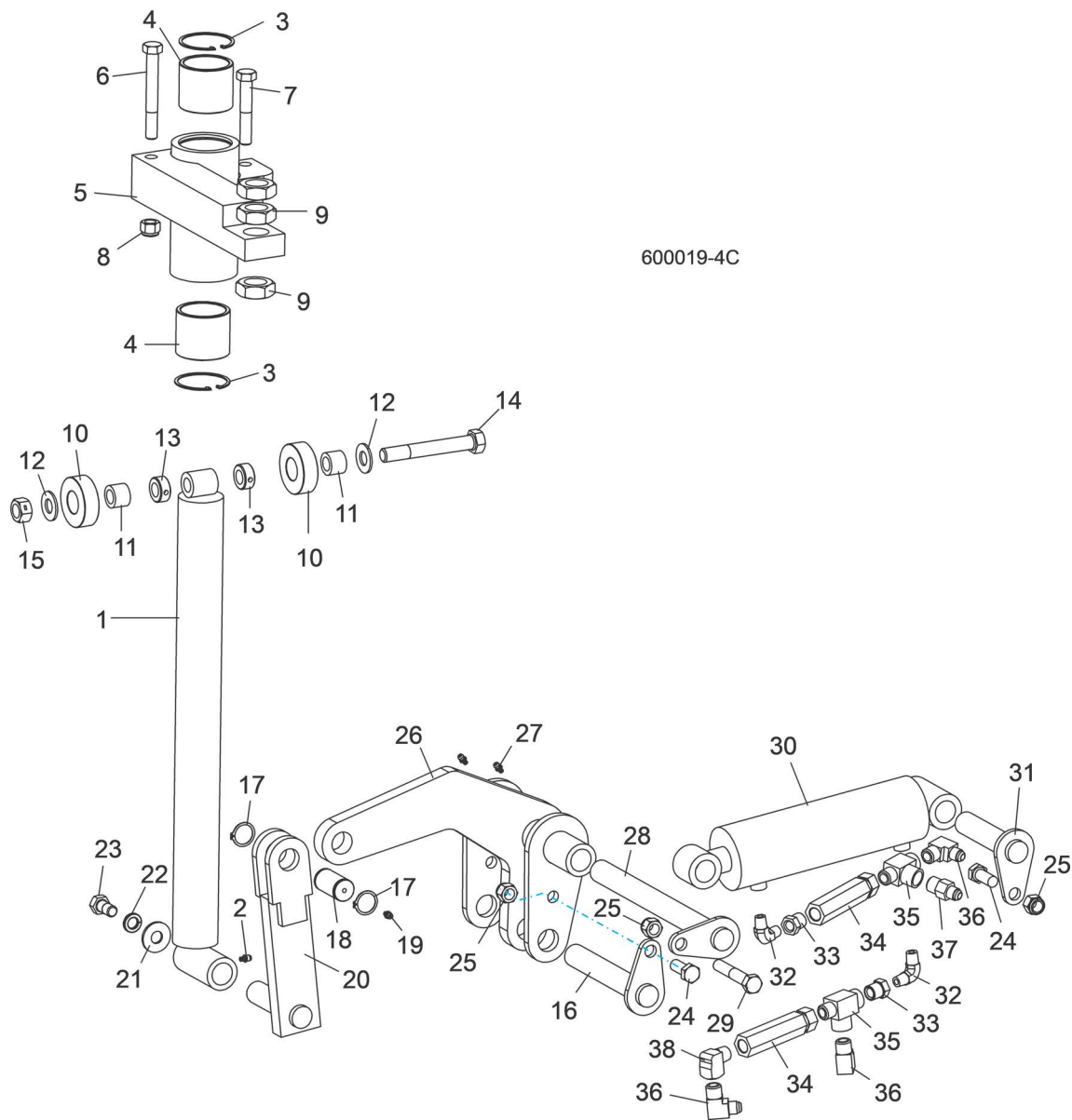
## 9.7 Hydraulic Log Turner



REF	PART #	DESCRIPTION	COMMENTS	QTY.
	006095	<b>ARM ASSEMBLY, HYDRAULIC LOG TURNER</b>		1
<b>1</b>	006471	Arm Weldment, Hydraulic Log Turner		1
<b>2</b>	007331	Motor, Hydraulic Log Turner		1
	061427	Kit, Seal Rebuild		1
<b>3</b>	F05008-23	Bolt, 1/2-13 x 3" Hex Head Grade 5		4
<b>4</b>	F05010-3	Nut, 1/2-13 Hex Lock		4
<b>5</b>	042192	Sprocket Weldment, Log Turner Drive		1
<b>6</b>	018741-2	Nut, Hydraulic Motor Castle		1
<b>7</b>	F05012-43	Pin, 1/8" x 1 3/4" Cotter		1
<b>8</b>	006097	Chain Weldment, Log Turner		1
<b>9</b>	016796	Link, #2080H Master		1
<b>10</b>	F05004-132	Bolt, 1-8 x 5" Hex Head Grade 8		2
	042193	Sprocket Assembly, Idler		1
<b>11</b>	042191	Sprocket Weldment, Idler		1
<b>12</b>	P11035	Bearing, 6206 25 Idler		2
<b>13</b>	F04254-12	Ring, 62mm #472 DIN Inside Retaining		1
<b>14</b>	042187	Spacer, Idler Sprocket		2

REF	PART #	DESCRIPTION	COMMENTS	QTY.
15	F05010-109	Nut, 1-8 Hex Lock		2
16	038749	Washer, 1" ID x 2" OD x 1/4"		1
17	042188	Plate, Log Turner Chain Tensioner		1
18	F05009-31	Bolt, 5/8-11 x 4" Hex Head Full Thread Grade 5		1
19	F05010-82	Nut, 5/8-11 Hex Jam		1
20	034267	Cylinder, 2" x 10" Welded Rod End Hydraulic		1
	003814	Seal Kit, 2x10 Hydraulic Cylinder		1
21	016820	Fitting, 3/8" NPT x 3/8" JIC 90° Elbow		2
22	S09251	Pin, 1" x 3.88"		1
23	F05012-23	Pin, 3/16" x 1 1/2" Cotter		2
24	F05011-28	Washer, 1" SAE Flat		2
25	006722	Rod, Grooved Turner Mount		1
26	P05060	Fitting, 1/4-28 Grease		1
27	017640	Fitting, #10 SAE x 3/8" JIC Straight		2
28	F05009-16	<b>BOLT, 5/8-18 X 3 1/2" HEX HEAD BOLT FULL THREAD</b>		1
29	F05010-50	<b>NUT, 5/8-18 HEX</b>		1

## 9.8 Hydraulic Log Side Supports (Front)

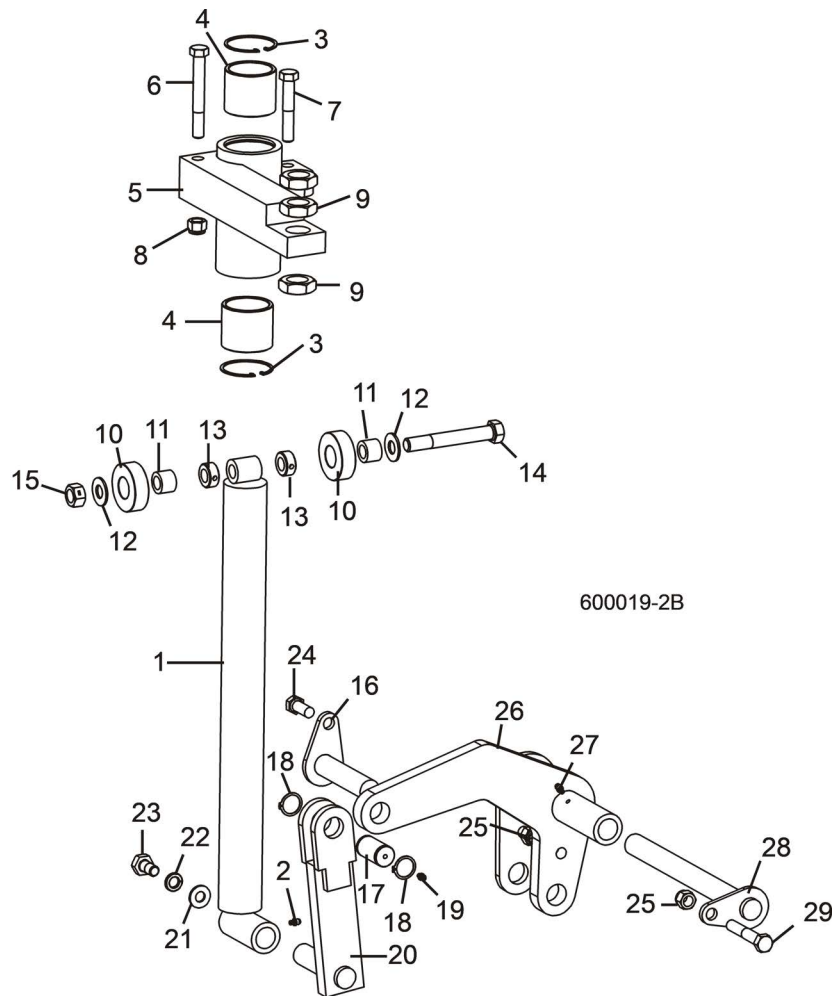


REF	PART #	DESCRIPTION	COMMENTS	QTY.
	034732	<b>SUPPORT ASSEMBLY, VERTICAL HYDRAULIC SIDE</b>		1
1	034704	Rod Weldment, Vertical Side Support		1
2	P04107	Fitting, 3/16" Straight Grease		1
3	F04254-12	Ring, 62mm Din #472 Inside Retaining		2
4	042262	Bushing, Side Support		2
5	034703	Mount Weldment, Vertical Side Support		1
6	F05008-78	Bolt, 1/2-13 x 4" Hex Head Grade 5		1
7	F05008-23	Bolt, 1/2-13 x 3" Hex Head Grade 5		1
8	F05010-8	Nut, 1/2-13 Hex Nylon Lock		2
9	F05010-118	Nut, 1-14 Hex Jam		3
	034733	Roller Kit, Side Support		1
10	016561	Roller, Side Support		2
11	016560	Bushing, 5/8" x 1" x 3/4" Bronze		2



REF	PART #	DESCRIPTION	COMMENTS	QTY.
12	F05011-5	Washer, 5/8" SAE Flat		2
13	P05035	Collar, 5/8" Lock		2
14	F05009-10	Bolt, 5/8-11 x 4 1/2" Hex Head Grade 5		1
15	F05010-4	Nut, 5/8-11 Hex Lock		1
16	106880	<b>PIN WELDMENT, 6-5/16" PIVOT</b>		1
	036053	<b>PIN ASSEMBLY, SIDE SUPPORT PIVOT</b>		1
17	034718	Pin, Grooved Pivot	Available in assemblies only.	1
18	F04254-15	Ring, 1" 3100-100 Outside Retaining		2
19	P04107	Fitting, 3/16" Straight Grease		1
20	034711	<b>PUSHER WELDMENT, LOWER SIDE SUPPORT</b>		1
21	F05011-52	<b>WASHER, 9/16" SAE FLAT</b>		1
22	F05011-9	<b>WASHER, 1/2" SPLIT LOCK</b>		1
23	F05008-50	<b>BOLT, 1/2-13 X 1" HEX HEAD</b>		1
24	F05008-37	<b>BOLT, 1/2"-13 X 1 1/4" HEX HEAD GRADE 5</b>		2
25	F05010-8	<b>NUT, 1/2-13 HEX NYLON LOCK</b>		3
26	106868	<b>ARM WELDMENT, SIDE SUPPORT FRONT LIFT</b>		1
27	P04107	<b>FITTING, 3/16" STRAIGHT GREASE</b>		2
28	034728	<b>PIN WELDMENT, 10 7/8" PIVOT</b>		1
29	F05008-23	<b>BOLT, 1/2-13 X 3" HEX HEAD GRADE 5</b>		1
30	034736	<b>CYLINDER, 2 1/2" X 6" X 1/4" NPT PORT HYDRAULIC</b>		1
31	034726	<b>PIN WELDMENT, 4 3/8" PIVOT</b>		1
32	P09140	<b>FITTING, 1/4" NPT MALE PIPE ELBOW</b>		2
33	015490	<b>FITTING, 3/8" NPT X 1/4" NPT REDUCER</b>		2
34	015484	<b>VALVE, SIDE SUPPORT SEQUENCE</b>		2
35	016822	<b>FITTING, 3/8" NPT MALE RUN TEE</b>		2
36	016820	<b>FITTING, 3/8" NPT X 3/8" JIC ELBOW</b>		3
37	016819	<b>FITTING, 3/8" NPT X 3/8" JIC CONNECTOR</b>		1
38	P05759	<b>FITTING, 3/8" NPT STREET ELBOW</b>		1

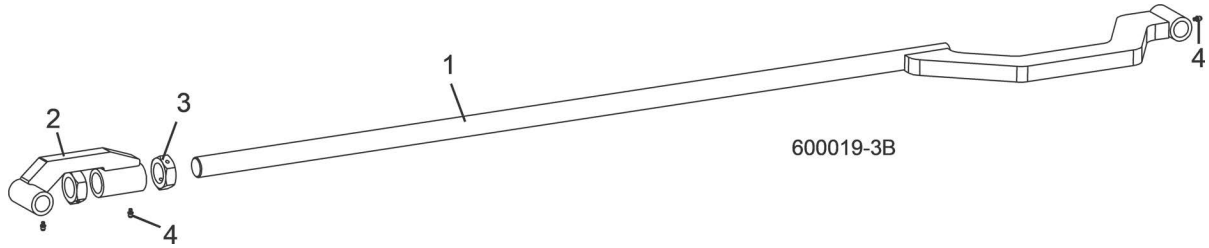
## 9.9 Hydraulic Log Side Supports (Rear)



REF	PART #	DESCRIPTION	COMMENTS	QTY.
	034732	<b>SUPPORT ASSEMBLY, VERTICAL HYDRAULIC SIDE</b>		1
1	034704	Rod Weldment, Vertical Side Support		1
2	P04107	Fitting, 3/16" Straight Grease		1
3	F04254-12	Ring, 62mm Din #472 Inside Retaining		2
4	042262	Bushing, Side Support		2
5	034703	Mount Weldment, Vertical Side Support		1
6	F05008-78	Bolt, 1/2-13 x 4" Hex Head Grade 5		1
7	F05008-23	Bolt, 1/2-13 x 3" Hex Head Grade 5		1
8	F05010-8	Nut, 1/2-13 Hex Nylon Lock		2
9	F05010-118	Nut, 1-14 Hex Jam		3
	034733	Roller Kit, Side Support		1
10	016561	Roller, Side Support		2
11	016560	Bushing, 5/8" x 1" x 3/4" Bronze		2
12	F05011-5	Washer, 5/8" SAE Flat		2
13	P05035	Collar, 5/8" Lock		2
14	F05009-10	Bolt, 5/8-11 x 4 1/2" Hex Head Grade 5		1
15	F05010-4	Nut, 5/8-11 Hex Lock		1
16	034726	<b>PIN WELDMENT, 4 3/8" PIVOT</b>		1

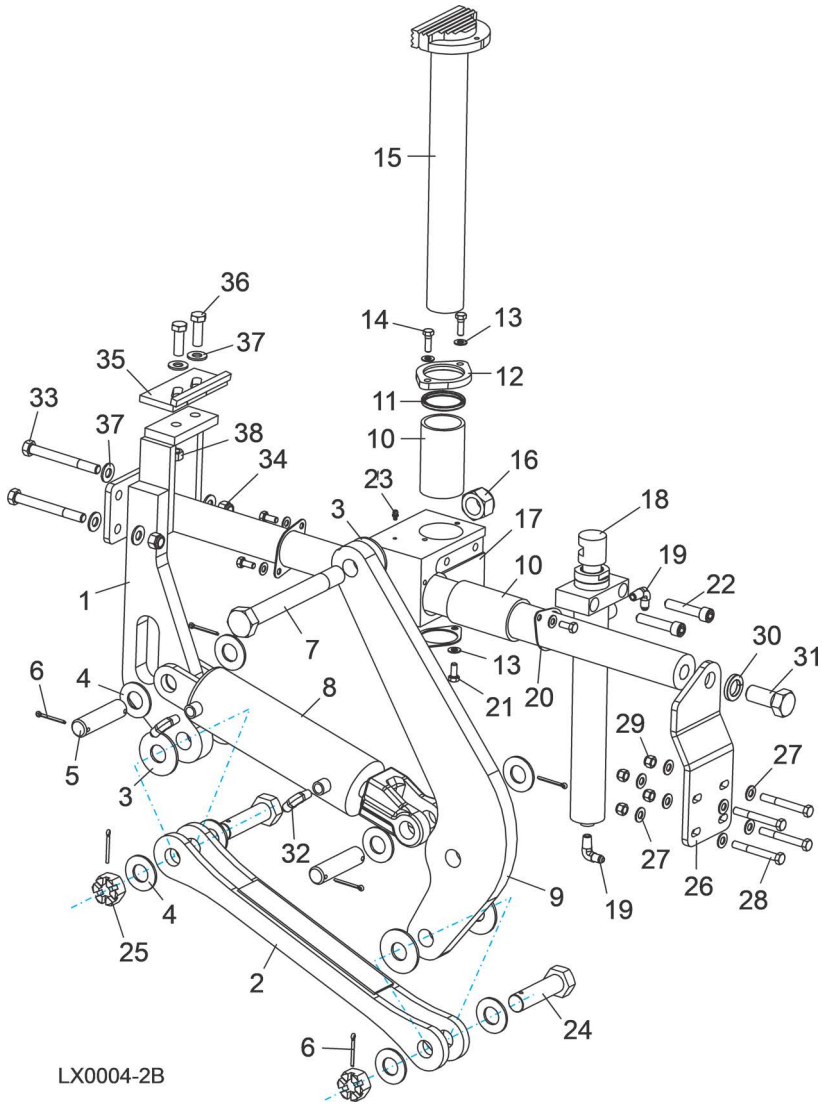
REF	PART #	DESCRIPTION	COMMENTS	QTY.
	036053	<b>PIN ASSEMBLY, SIDE SUPPORT PIVOT</b>		1
<b>17</b>	034718	Pin, Grooved Pivot	Available in assemblies only.	1
<b>18</b>	F04254-15	Ring, 1" 3100-100 Outside Retaining		2
<b>19</b>	P04107	Fitting, 3/16" Straight Grease		1
<b>20</b>	034711	<b>PUSHER WELDMENT, LOWER SIDE SUPPORT</b>		1
<b>21</b>	F05011-52	<b>WASHER, 9/16" SAE FLAT</b>		1
<b>22</b>	F05011-9	<b>WASHER, 1/2" SPLIT LOCK</b>		1
<b>23</b>	F05008-50	<b>BOLT, 1/2-13 X 1" HEX HEAD</b>		1
<b>24</b>	F05008-37	<b>BOLT, 1/2"-13 X 1 1/4" HEX HEAD GRADE 5</b>		2
<b>25</b>	F05010-8	<b>NUT, 1/2-13 HEX NYLON LOCK</b>		2
<b>26</b>	034716	<b>ARM WELDMENT, VERTICAL SIDE SUPPORT REAR LIFT</b>		1
<b>27</b>	P04107	<b>FITTING, 3/16" STRAIGHT GREASE</b>		1
<b>28</b>	034728	<b>PIN WELDMENT, 10 7/8" PIVOT</b>		1
<b>29</b>	F05008-23	<b>BOLT, 1/2-13 X 3" HEX HEAD GRADE 5</b>		1

### 9.10 Hydraulic Log Side Supports (Link)



REF	PART #	DESCRIPTION	COMMENTS	QTY.
1	034725	ROD WELDMENT, SIDE SUPPORT LINK		1
2	106869	ARM WELDMENT, SIDE SUPPORT LINK		1
3	F05010-100	NUT, 1 1/4"-12 HEX JAM		2
4	P04107	FITTING, 3/16" STRAIGHT GREASE		3

### 9.11 Hydraulic Log Clamp

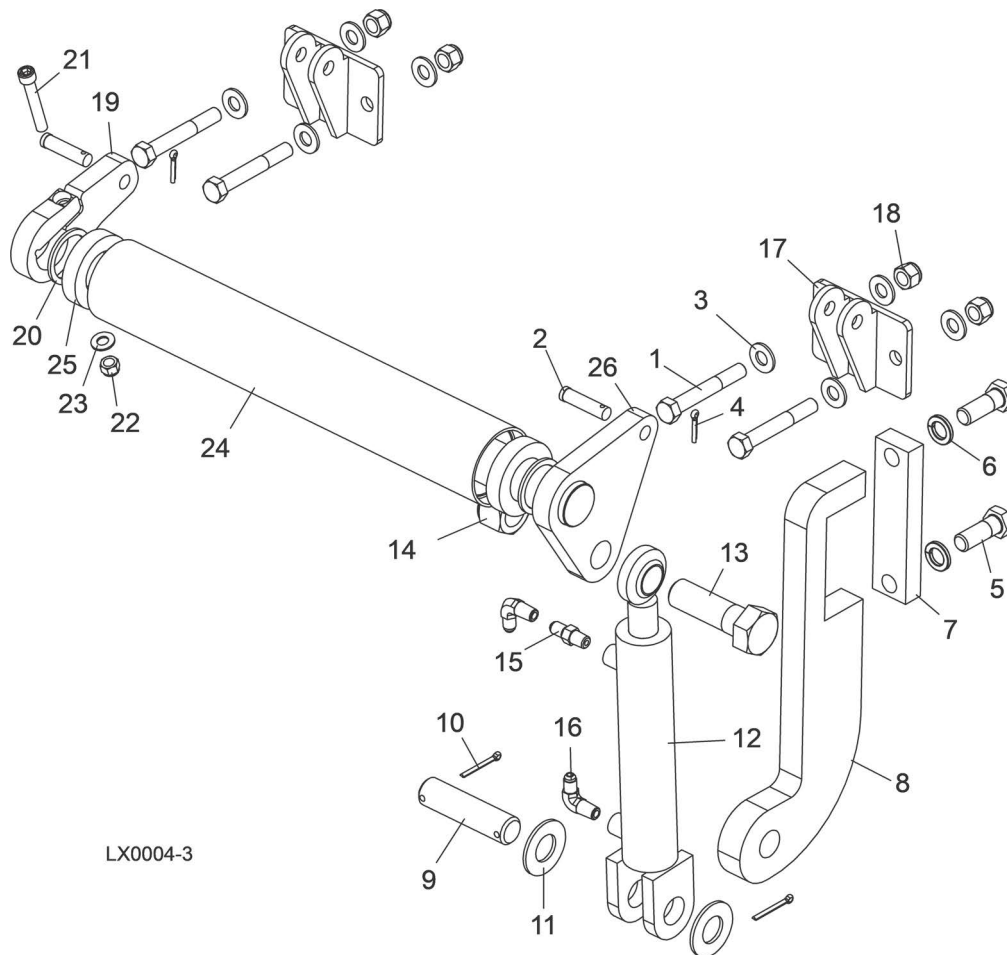


LX0004-2B

REF	PART #	DESCRIPTION	COMMENTS	QTY.
	075575	<b>CLAMP ASSEMBLY, HYDRAULIC 2-PLANE EXTENDED</b>		1
1	075577	Slide Weldment, Hor. Clamp Long Travel		1
2	017267	Link Weldment, Hydraulic Clamp		1
3	015057	Washer, 1/8" x 2 1/2" Hardened		5
4	F05011-28	Washer, 1" SAE Flat		8
5	S09251	Pin, 1" x 3.88"		2
6	F05012-23	Pin, 3/16" x 1 1/2" Cotter		6
7	015049	Bolt, 1-14 x 8 1/2" Hex Head Grade 8		1
8	017275	Cylinder, 3" x 7" Hydraulic		1
	P12956	Seal Kit, Hydraulic Cylinder		1
9	075578	Arm, Clamp Pivot, LX450		1
10	015088	Bushing, Clamp Slide		2
	017271	Wiper Assembly, Vertical Clamp Rod		1
11	017273	Wiper, Vertical Clamp Rod		1
12	017272	Flange, Vertical Clamp Rod Wiper		1

REF	PART #	DESCRIPTION	COMMENTS	QTY.
13	F05011-17	Washer, 5/16" SAE Flat		8
14	F05006-1	Bolt, 5/16-18 x 1" Hex Head		2
15	015043	Clamp Weldment, Vertical		1
16	F05010-141	Nut, 1-14 Nylon Lock		1
17	017270	Block, Hydraulic Clamp Slide	Available in assemblies only.	1
18	015050	Cylinder Weldment, Vertical Clamp Hydraulic		1
	016204	Seal Kit, Hydraulic Cylinder		1
	016204-1009	Instruction Sheet, Vertical Clamp Seal Replacement		1
19	P09142	Fitting, 1/4" NPT x 1/4" JIC Elbow		2
20	017242	Retainer, Clamp Bushing		3
21	F05006-5	Bolt, 5/16-18 x 3/4" Hex Head		6
22	F05008-39	Bolt, 1/2-13 x 2 1/2" Socket Head		2
23	P04107	Fitting, 3/16" Straight Grease		1
24	015072	Bolt, 1-14 x 3 3/4" Hex Head Grade 8 w/Hole		2
25	F05010-163	Nut, 1-14 Slotted Hex		2
26	106862	Bracket, Clamp Mounting		1
27	F05011-3	Washer, 3/8" SAE Flat		8
28	F05007-73	Bolt, 3/8-16x3" Hex Head		4
29	F05010-10	Nut, 3/8-16 Hex Nylon Lock		4
30	F05011-46	Washer, 7/8" Split Lock		1
31	F05014-2	Bolt, 7/8-14 x 2" Hex Head Grade 5		1
32	015491	Fitting, 3/8JIC-1/4NPT 90L		2
33	F05008-35	Bolt, 1/2-13x4 1/2" Hex Head Grade 5		2
34	F05010-8	Nut, 1/2-13 Hex Nylon Lock		2
	K09485	Clamp Stop Kit, Hydraulic Log		1
35	W09404	Plate, Clamp Stop		1
36	F05008-33	Bolt, 1/2-13 X 1 1/2" Hex Head Grade 5		2
37	F05011-2	Washer, 1/2" SAE Flat		2
38	F05010-3	Nut, 1/2-13 Hex Lock		2

## 9.12 Hydraulic Toe Board



LX0004-3

REF	PART #	DESCRIPTION	COMMENTS	QTY.
	106542	<b>TOE BOARD ASSEMBLY, HYDRAULIC (FRONT &amp; REAR)</b>		1
1	F05008-61	Bolt, 1/2-13 x 3 1/2" Hex Head Grade 5		4
2	F05012-82	Pin, 1/2-1 3/4 Clevis		2
3	F05011-2	Washer, 1/2" SAE Flat		8
4	F05012-3	Pin, 1/8 x 3/4" Cotter		2
5	F05009-33	Bolt, 5/8-11 x 1 3/4" Hex Head		2
6	F05011-27	Washer, 5/8" Split Lock		2
7	S13023	Plate, Hydraulic ToeBoard Mount		1
8	S13022	Bracket, Hydraulic Toeboard Mount		1
9	S09251	Pin, Cylinder Mount		1
10	F05012-23	Pin, 3/16" x 1 1/2" Cotter		2
11	F05011-28	Washer, 1" SAE Flat		2
12	014482	Cylinder, 1 1/2" x 6" Hydraulic Toe board		1
	014547	Seal Kit, 1 1/2" x 6" Hydraulic Cylinder		1
13	F05009-51	Bolt, 1-8 x 3 1/4" Hex Head Grade 5		1
14	F05010-109	Nut, 1-8 Hex Nylon Lock		1
15	P09143	Fitting, 1/4" NPT x 1/4" JIC Male		1
16	P09142	Fitting, 1/4" NPT x 1/4" JIC Male Elbow		2
17	106540	Mount Weldment, Toe Board		2

**9** **Bed Hydraulic System**  
Hydraulic Toe Board

REF	PART #	DESCRIPTION	COMMENTS	QTY.
18	F05010-8	Nut, 1/2-13 Nyl Hex Lock		4
	074842	Toe Board Assembly, Hydraulic		1
19	074839	Plate, 3/4 Toe Board Pivot D		1
20	074843	Plate, 1-19/32x2x1/8 Spacer		2
21	F05007-24	Screw, 3/8-16x2 1/2 SHC		1
22	F05010-10	Nut, 3/8-16 Hex Nyloc		1
23	F05011-3	Washer, 3/8 Flat SAE		1
24	S13020	Tube, 2 1/2x17 1/2 Toe Board		1
25	P13024	Bearing, 1.575x2.677x.591		2
26	074838	Shaft Weldment, Toe Board		1



## SECTION 10 MISCELLANEOUS

### 10.1 Replacement Manuals



REF	DESCRIPTION (◆ Indicates Parts Available In Assemblies Only)	PART #	QTY.
<b>Wood-Mizer Product Information</b>			
1	ALL-PRODUCTS CATALOG	PS750	1
<b>Basic Sawmill Manuals</b>			
2	TRU-SHARP BLADE HANDBOOK	M600	1
3	WOOD-MIZER GENERAL INFORMATION	M601	1
4	LX450 OPERATOR'S MANUAL	M2225	1
5	LX450 PARTS MANUAL	M2227	1
<b>Power Option Manuals</b>			
6	G38 ENGINE OPTION MANUAL	M2229	1
<b>Miscellaneous Manuals</b>			
7	SHINGLE/LAPSIDER MANUAL (OPTION)	M621	1
8	RESAW ATTACHMENT MANUAL (OPTION)	M263	1
9	ACCUSET 2 MANUAL (OPTION)	M1517	1
10	LATHE-MIZER MANUAL (OPTION)	M1337	1
<b>Electrical Diagrams</b>			
11	G38 ELECTRICAL INFORMATION	M2231	1