

Wood-Mizer[®] Sawmill

Parts Manual

LT70 Super Hydraulic rev. A5.21- A5.23

Safety is our #1 concern!

Form #2064

Models Affected:

LT70HDD55N-RH	Sawmill, Int'l LT70HD 55Hp Diesel, Super
LT70HDD55NW-RH	Sawmill, Int'l LT70HD55Hp Dsl Super Wide
LT70HDD55-RH	Sawmill, LT70HD 55Hp Diesel, Super 70
LT70HDD55W-RH	Sawmill, LT70HD 55Hp Diesel, Super Wide
LT70HDD55NT3-RH	Sawmill, LT70HD 55Hp T3 Diesel, Super 70
LT70HDD55NWT3-RH	Sawmill, LT70HD 55Hp T3 Dsl, Sup 70 Wide



WARNING! Read and understand this manual before using this machine.

California

Proposition 65 Warning



WARNING: Breathing gas/diesel engine exhaust exposes you to chemicals known to the State of California to cause cancer and birth defects or other reproductive harm.

Always start and operate the engine in a well-ventilated area.
If in an enclosed area, vent the exhaust to the outside.
Do not modify or tamper with the exhaust system.
Do not idle the engine except as necessary.

For more information go to www.P65warnings.ca.gov.



WARNING: Drilling, sawing, sanding or machining wood products can expose you to wood dust, a substance known to the State of California to cause cancer. Avoid inhaling wood dust or use a dust mask or other safeguards for personal protection.

For more information go to www.P65Warnings.ca.gov/wood.

Active Patents assigned to Wood-Mizer, LLC

Wood-Mizer, LLC has received patents that protect our inventions which are a result of a dedication to research, innovation, development, and design. Learn more at: woodmizer.com/patents

©2024 Wood-Mizer LLC

Printed in the United States of America, all rights reserved. No part of this manual may be reproduced in any form by any photographic, electronic, mechanical or other means or used in any information storage and retrieval system without written permission from

Wood-Mizer, LLC
8180 West 10th Street
Indianapolis, Indiana 46214

SECTION 1 REPLACEMENT PARTS

1.1 How To Use The Parts List..... 1-1
To Order Parts 1
 1.2 Sample Assembly..... 1-1

SECTION 2 BLADE GUIDE ROLLERS & ARM

2.1 Blade Guide Assembly, Idle Side 2-1
 2.2 Blade Guide Assembly, Drive Side 2-4
 2.3 Blade Guide Arm Drive Assembly 2-7
 2.4 Blade Guide Arm Drive Assembly (Wide Head Only) 2-9

SECTION 3 BLADE WHEELS & TENSIONER

3.1 Blade Drive Assembly 3-1
 3.2 Idle Blade Wheel Assembly..... 3-3
 3.3 Hydraulic Blade Tensioner Assembly 3-5

SECTION 4 SAW HEAD FRAME

4.1 Middle Throat Screw 4-1
 4.2 Belt Tensioner 4-2
 4.3 Brake Assembly (DC Only)..... 4-4
 4.4 Autoclutch Assembly (DC Only)..... 4-5
 4.5 Board Return Assembly (Optional) 4-7
 4.6 Board Dragback 4-8
 4.7 Fuel/Water Tank Assembly 4-9
 4.8 LubeMizer Assembly..... 4-10
 4.9 Saw Head Decals 4-12
 4.10 Blade Housing Covers 4-13
 4.11 Sawdust Chute..... 4-15

SECTION 5 DEBARKER

5.1 LT70 DC Mechanical Debarker
 5-1
 5.2 Upper Pivot With Lock 5-1
 5.3 LT70 Debarker Cutter Head (DC) 5-1

SECTION 6 CONTROL & BATTERY BOXES

6.1 Control Assembly 6-1
 6.2 Control Box Insert Assembly..... 6-3
 6.3 Control Box Stand & Travel Brackets 6-4
 6.4 Battery Box Assembly 6-5
 6.5 Power Box Control Assembly..... 6-6
 6.6 Power Box Assembly (U.S. Only) 6-7
 6.7 Power Box Assembly (International Only)..... 6-9
 6.8 Power Box Insert Assembly (US Only)..... 6-11
 6.9 Power Box Insert Assembly (International Only)..... 6-13
 6.10 Transducer Assembly..... 6-15

SECTION 7 UP/DOWN SYSTEM

7.1 Up/Down Rollers & Covers7-1
 7.2 Up/Down Cylinder Assembly7-3
 7.3 Up/Down Vertical Chain Assembly7-5

SECTION 8 FEED SYSTEM & TRACK ROLLERS

8.1 Upper Track Rollers And Wipers8-1
 8.2 Power Feed Assembly8-3
 8.3 Feed Chain/Stop8-5
 8.4 Lower Track Rollers8-7
 8.5 Horizontal Energy Chain Assembly8-9

SECTION 9 HEAD HYDRAULIC SYSTEM

9.1 Manifold Assembly9-1
 9.2 Hydraulic Head Control Manifold Assembly9-2
 9.3 Hydraulic Oil Pump Assembly9-4
 9.4 Hydraulic Oil Cooler Assembly9-5
 9.5 Hydraulic Tank Assembly9-6

SECTION 10 BED FRAME ASSEMBLY

10.1 Bed Rail Assembly, Front And Rear10-1
 10.2 Bed Rail Assembly, Middle Front10-3
 10.3 Bed Rail Assembly, Middle Rear10-4
 10.4 Board Return Table Assembly (Optional)10-5
 10.5 Pivot Bed Rail Assembly10-7
 10.6 Taper Roller Pivot Assembly10-8
 10.7 Log Side Support Assembly (Manual)10-9
 10.8 Safety Chain Assembly10-11
 10.9 Saw Head Rest Pin Assembly10-12
 10.10 Bed Frame Decals10-13
 10.11 Board Outfeed Table (Optional)10-14

SECTION 11 BED HYDRAULIC SYSTEM

11.1 Hydraulic Hoses11-1
 11.2 Hydraulic Box11-2
 11.3 Hydraulic Valve11-4
 11.4 Hydraulic Bed Control Assembly11-6
 11.5 Hydraulic Log Loader (Optional)11-7
 11.6 Hydraulic Log Turner (Optional)11-9
 11.7 Hydraulic Log Side Supports (Front)11-11
 11.8 Hydraulic Log Side Supports (Rear)11-13
 11.9 Hydraulic Log Side Supports (Link)11-15
 11.10 Hydraulic Log Clamp11-16
 11.11 Hydraulic Toe Board11-18

SECTION 1 REPLACEMENT PARTS

1.1 How To Use The Parts List

- Use the table of contents to locate the assembly that contains the part you need.
- Go to the appropriate section and locate the part in the illustration.
- Use the number pointing to the part to locate the correct part number and description in the table.
- Parts shown indented under another part are included with that part.

To Order Parts

- From the continental US, call **1-800-525-8100** to order parts. Have your customer number, vehicle identification number, and part numbers ready when you call.
- From other international locations, contact the Wood-Mizer distributor in your area for parts.

1.2 Sample Assembly

REF	PART #	DESCRIPTION	COMMENTS	QTY.
	012345	SAMPLE ASSEMBLY, COMPLETE	INCLUDES ITEMS 1-6	1
1	F02222-22	Sample Part		1
2	F03333-33	Sample Part		2
	098765	Sample Subassembly	Includes items 3-6	1
3	S04444-44	Subassembly Sample Part		1
4	K55555	Subassembly Sample Part		1
	054321	Sample Sub-Subassembly	Includes items 5-6	2
5	022222	Sub-Subassembly Sample Part		1
6	F10234-56	Sub-Subassembly Sample Part		1

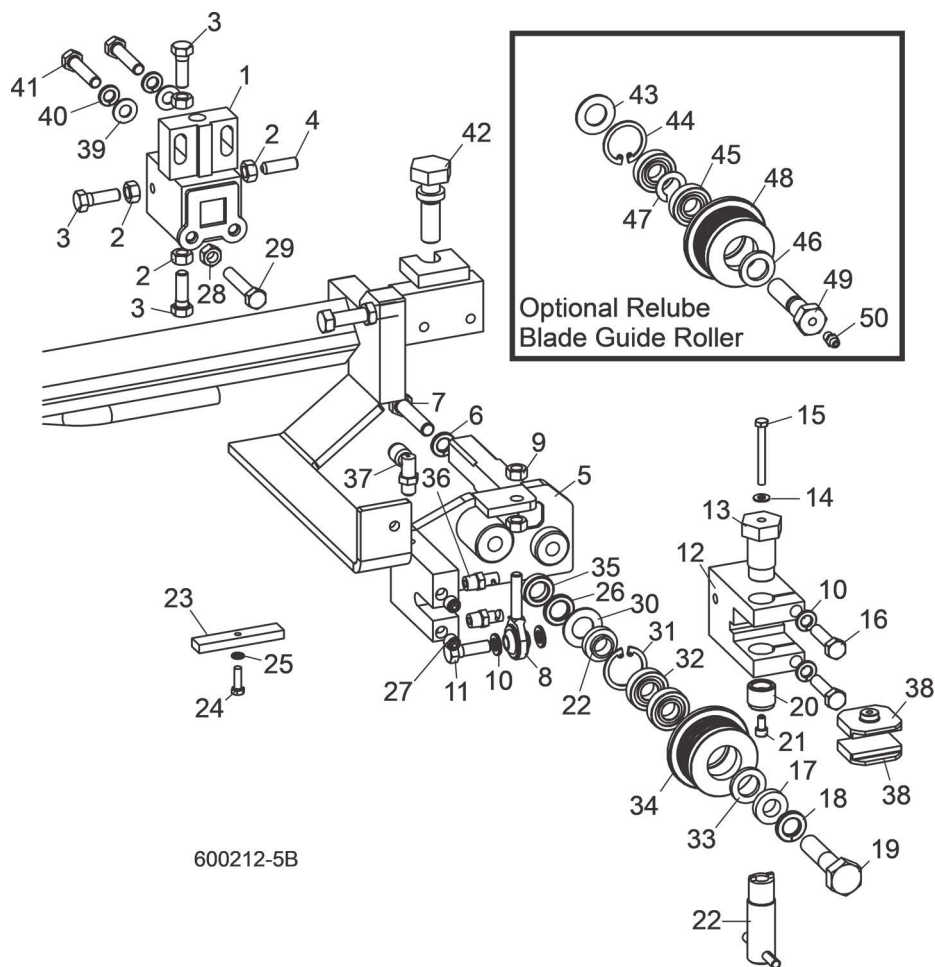
The Sample Assembly, Complete, part number 012345 (top level assembly) includes two parts (F0222-22 and F0333-33) and the 098765 subassembly.

Subassembly 098765 contains two parts(S04444-44 and K55555) and two copies of sub-subassembly 054321.

Each sub-subassembly 054321 contains two parts (022222 and F10234-56).

SECTION 2 BLADE GUIDE ROLLERS & ARM

2.1 Blade Guide Assembly, Idle Side



REF	PART #	DESCRIPTION	COMMENTS	QTY.
	036818	ROLLER/BLOCK ASSEMBLY, IDLE SIDE (OUTER)		1
	036872	Block Assembly, Blade Guide Mount		1
1	036868	Block Weldment, Blade Guide Mount	Available in assemblies only.	1
2	F05010-17	Nut, 5/16-18 Hex		4
3	F05006-88	Bolt, 5/16-18 x 1" Hex Head Stainless Steel		3
4	F05006-122	Screw, 5/16-18 x 1" Socket Head Flat Point Stainless Steel Set		1
5	036866	Shaft Weldment, Idle Side Guide		1
6	F05011-4	Washer, 3/8" Split Lock		1
7	F05007-119	Bolt, 3/8-16 x 1 3/4" Hex Head Grade 5		1
8	P09814	Rod End, 5/16-24 Male		1
9	F05010-28	Nut, 5/16-24 Hex Jam		2
10	F05011-13	Washer, 5/16" Split Lock		4
11	F05006-88	Bolt, 5/16-18 x 1" Hex Head Stainless Steel		1
12	036814	Block, Guide Block Mount		1
13	035216	Bolt, Blade Guide Block Mount		1

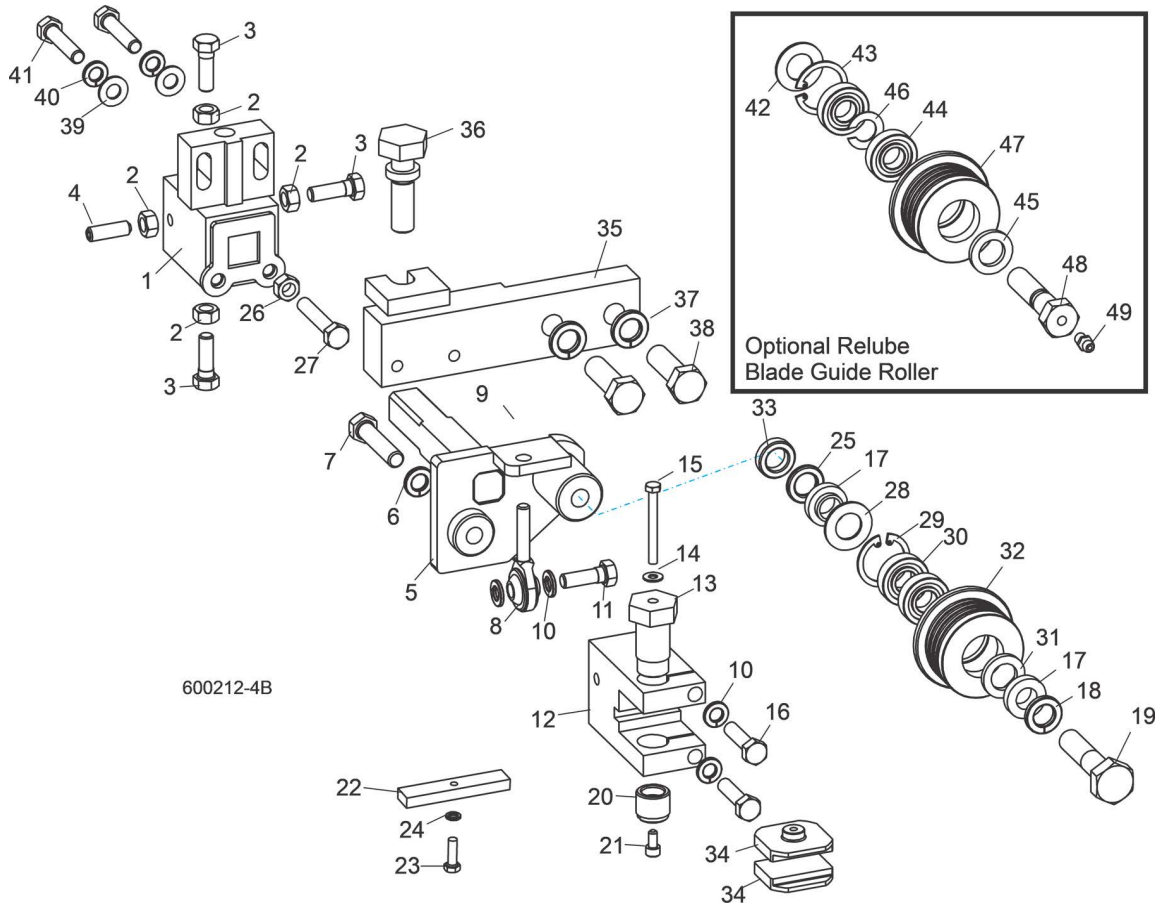
REF	PART #	DESCRIPTION	COMMENTS	QTY.
14	042867	Washer, #10 Brass		1
15	F05004-178	Bolt, #10-32 x 1 3/4" Hex Head Stainless Steel		1
16	F05006-118	Bolt, 5/16-18 x 1 1/4" Hex Head Stainless Steel		2
17	S04253	Spacer, Blade Guide		2
18		Washer, 1/2 Nord-Lock Zpl		1
19	F05008-10	Bolt, 1/2-13 x 2 1/4" Hex Head Grade 5		1
20	044057	Screw, Lower Block Adjustment		1
21	F05004-200	Screw, #10-32 x 3/8" Socket Head Stainless Steel		1
22	044064	Tool, Lower Block Adjustment		1
23	035799	Block, Blade Guide Alignment		1
24	F05004-152	Screw, #10-32 x 5/8" Hex Head		1
25	F05011-20	Washer, #10 Split Lock		1
26	052364	Spacer, 1/2" ID x 7/8" OD x 1/8" Thick		1
27	P30127	Fitting, 1/8" NPT Socket Pipe Plug		2
28	F05010-17	Nut, 5/16-18 Hex		1
29	F05006-81	Bolt, 5/16-18 x 1 3/4" Hex Head Full Thread Grade 5		1
	A04925	Roller Assembly, Blade Guide (standard for use with 1 1/4" & 1 1/2" blades)	1 1/2" blades are standard. A04925 roller used with 1 1/4" blades requires spacer 041626 & wear blocks 052355. Optional extended blade guide rollers for 1 1/2" blades and optional Relube versions are available.	1
	014299	Roller Assembly, Extended Blade Guide (optional for use with 1 1/2" blades)		1
	K07079	Bearing Kit, Blade Guide Rebuild		1
30	P04252	Washer, 5/8" White Felt		1
31	F04254-1	Ring, 1 1/8" Interior Retaining		1
32	015975	Bearing, R8-2RS Blade Guide	Available in assemblies only.	2
33	P06455	Washer, 5/8" Gray Felt		1
	F05005-105	Screw, 1/4-28 x 1/4" Socket Head Cup Point Set Black Oxide		1
	057407-1507	Instruction Sheet, Blade Guide Rebuild		1
34	035426	Roller, 1 1/4" Blade Guide, Relube	Available in assemblies only.	1
	014243	Roller, Flanged Blade Guide (1 1/2" blade)	Available in assemblies only.	1
	A04925-364	Instruction Sheet, Blade Guide Roller Replacement		1
35	041626	Spacer, 1/2" Id X 7/8" Od X 1/4" (For Use With 1 1/4" Blades Only)	Use 1/8" spacer 052364 with 1 1/2" blade provided as standard equipment. Use 1/4" spacer 041626 for optional 1 1/4" blades.	1
36	033479	FITTING, BLADE LUBE SPRAY NOZZLE		2
37	P09736	FITTING, 1/8" MPT X 1/4" TUBE SWIVEL ELBOW		1
38	052309	BLOCK, BLADE GUIDE WEAR (STANDARD FOR 1 1/2" BLADES)	052309 blocks for use with 1 1/2" blade provided as standard equipment. 052355 blocks available for 1 1/4" blades. EZ-Glide blocks 036347 are available.	2
	052355	BLOCK, BLADE GUIDE WEAR (OPTIONAL FOR 1 1/4" BLADES)		2
	036347	BLOCK ASSEMBLY, 1" SQ. EZ-GLIDE WEAR		2
	035248	SHIM, .008" BLADE GUIDE BLOCK SPACER		1

2 Blade Guide Rollers & Arm

Blade Guide Assembly, Idle Side

REF	PART #	DESCRIPTION	COMMENTS	QTY.
39	F05011-17	WASHER, 5/16" SAE FLAT		2
40	F05011-13	Washer, 5/16" SPlit Lock		2
41	F05006-76	BOLT, 5/16-18 X 1 1/2" HEX HEAD GRADE 5 FULL THREAD		2
42	035656	BOLT, BLADE GUIDE VERTICAL ADJUSTMENT		1
	016568	ROLLER ASSEMBLY, BLADE GUIDE RELUBE (OPTIONAL FOR USE WITH 11/4" & 1 1/2" BLADES)	1 1/2" blades are standard. A04925 roller used with 1 1/4" blades requires spacer 041626 & wear blocks 052355. Optional extended blade guide rollers for 1 1/2" blades and optional Relube versions are available.	1
	057405	ROLLER ASSEMBLY, EXTENDED BLADE GUIDE RELUBE (OPTIONAL FOR USE WITH 11/2" BLADES)		1
	057407	Bearing Kit, Relube Blade Guide Rebuild		
43	P04252	Washer, 5/8" White Felt		1
44	F04254-1	Ring, 1 1/8" Interior Retaining		1
45	015975	Bearing, R8-2RS Blade Guide (modified)	Available in assemblies only. Bearing must be modified: Remove one seal from each bearing, place open sides facing each other and place spacer 035411 between bearings.	2
46	P06455	Washer, 5/8" Gray Felt		1
47	035411	Spacer, Blade Guide Bearing		1
48	035426	Roller, Flanged Blade Guide (Relube 1 1/4" & 1 1/2" blade)	Available in assemblies only.	1
	057402	Roller, Flanged Blade Guide (Relube 1 1/2" blade)	Available in assemblies only.	1
	A04925-364	Instruction Sheet, Blade Guide Roller Replacement		
49	036161	BOLT, BLADE GUIDE ROLLER	RELUBE ONLY	1
50	P05060	FITTING, 1/4-28 GREASE	RELUBE ONLY	1

2.2 Blade Guide Assembly, Drive Side



600212-4B

REF	PART #	DESCRIPTION	COMMENTS	QTY.
	036812	ROLLER/BLOCK ASSEMBLY, DRIVE SIDE		1
	036867	Block Assembly, Blade Guide Mount		1
1	036868	Block Weldment, Blade Guide Mount	Available in assemblies only.	1
2	F05010-17	Nut, 5/16-18 Hex		4
3	F05006-88	Bolt, 5/16-18 x 1" Hex Head Stainless Steel		3
4	F05006-122	Screw, 5/16-18 x 1" Socket Head Flat Point Stainless Steel Set		1
5	036865	Shaft Weldment, Drive Side Guide		1
6	F05011-4	Washer, 3/8" Split Lock		1
7	F05007-119	Bolt, 3/8-16 x 1 3/4" Hex Head Grade 5		1
8	P09814	Rod End, 5/16-24 Male		1
9	F05010-28	Nut, 5/16-24 Hex Jam		2
10	F05011-13	Washer, 5/16" Split Lock		4
11	F05006-88	Bolt, 5/16-18 x 1" Hex Head Stainless Steel		1
12	036814	Block, Guide Block Mount		1
13	035216	Bolt, Blade Guide Block Mount		1
14	042867	Washer, #10 Brass		1
15	F05004-178	Bolt, #10-32 x 1 3/4" Hex Head Stainless Steel		1
16	F05006-118	Bolt, 5/16-18 x 1 1/4" Hex Head Stainless Steel		2
17	S04253	Spacer, Blade Guide		2

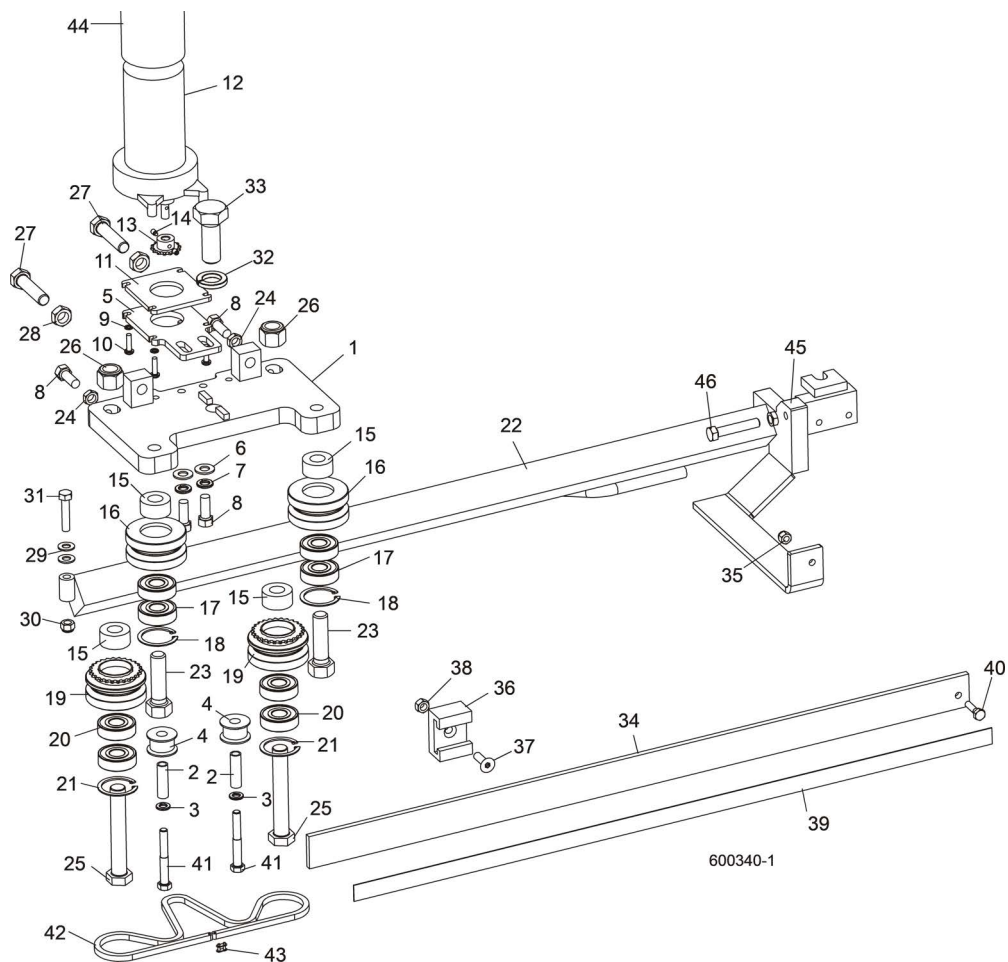
2 Blade Guide Rollers & Arm

Blade Guide Assembly, Drive Side

REF	PART #	DESCRIPTION	COMMENTS	QTY.
18	F05011-9	Washer, 1/2 Nord-Lock Zpl		1
19	F05008-10	Bolt, 1/2-13 x 2 1/4" Hex Head Grade 5		1
20	044057	Screw, Lower Block Adjustment		1
21	F05004-200	Screw, #10-32 x 3/8" Socket Head Stainless Steel		1
22	035799	Block, Blade Guide Alignment		1
23	F05004-152	Screw, #10-32 x 5/8" Hex Head		1
24	F05011-20	Washer, #10 Split Lock		1
25	052364	Spacer, 1/2" ID x 7/8" OD x 1/8" Thick	Use 1/8" spacer 052364 with 1 1/2" blade provided as standard equipment. Use 1/4" spacer 041626 for optional 1 1/4" blades.	1
26	F05010-17	Nut, 5/16-18 Hex		1
27	F05006-81	Bolt, 5/16-18 x 1 3/4" Hex Head Full Thread Grade 5		1
	A04925	ROLLER ASSEMBLY, BLADE GUIDE (STANDARD FOR USE WITH 1 1/4" & 1 1/2" BLADES)	1 1/2" blades are standard. A04925 roller used with 1 1/4" blades requires spacer 041626 & wear blocks 052355. Optional extended blade guide rollers for 1 1/2" blades and optional Relube versions are available.	1
	014299	ROLLER ASSEMBLY, EXTENDED BLADE GUIDE (OPTIONAL FOR USE WITH 1 1/2" BLADES)		1
	K07079	Bearing Kit, Blade Guide Rebuild		
28	P04252	Washer, 5/8" White Felt		1
29	F04254-1	Ring, 1 1/8" Interior Retaining		1
30	015975	Bearing, R8-2RS Blade Guide	Available in assemblies only.	2
31	P06455	Washer, 5/8" Gray Felt		1
	F05005-105	Screw, 1/4-28 x 1/4" Socket Head Cup Point Set Black Oxide		1
	057407-1507	Instruction Sheet, Blade Guide Rebuild		
32	S04250	Roller, Flanged Blade Guide (1 1/4" & 1 1/2" blade)	Available in assemblies only.	1
	014243	Roller, Flanged Blade Guide (1 1/2" blade)	Available in assemblies only.	1
	A04925-364	Instruction Sheet, Blade Guide Roller Replacement		
33	041626	SPACER, 1/2" ID X 7/8" OD X 1/4" (FOR USE WITH 1 1/4" BLADES ONLY)	Use 1/8" spacer 052364 with 1 1/2" blade provided as standard equipment. Use 1/4" spacer 041626 for optional 1 1/4" blades.	1
34	052309	BLOCK, BLADE GUIDE WEAR (STANDARD FOR 1 1/2" BLADES)	052309 blocks for use with 1 1/2" blade provided as standard equipment. 052355 blocks available for optional use with 1 1/4" blades. EZ-Glide blocks 036347 are available.	2
	052355	BLOCK, BLADE GUIDE WEAR (OPTIONAL FOR 1 1/4" BLADES)		2
	036347	BLOCK ASSEMBLY, 1" SQ. EZ-GLIDE WEAR		2
35	034292	ARM WELDMENT, DRIVE SIDE BLADE GUIDE		1
36	035656	BOLT, BLADE GUIDE VERTICAL ADJUSTMENT		1
37	F05011-9	WASHER, 1/2" SPLIT LOCK		2
38	F05008-33	BOLT, 1/2-13 X 1 1/2" HEX HEAD GRADE 5		2
	035248	SHIM, .008" BLADE GUIDE BLOCK SPACER		1
39	F05011-17	WASHER, 5/16" SAE FLAT		2

REF	PART #	DESCRIPTION	COMMENTS	QTY.
40	F05011-13	WASHER, 5/16" SPLIT LOCK		2
41	F05006-119	BOLT, 5/16-18 X 1 1/2" HEX HEAD STAINLESS STEEL		2
	016568	ROLLER ASSEMBLY, BLADE GUIDE RELUBE (OPTIONAL FOR USE WITH 11/4" & 1 1/2" BLADES)	1 1/2" blades are standard. A04925 roller used with 1 1/4" blades requires spacer 041626 & wear blocks 052355. Optional extended blade guide rollers for 1 1/2" blades and optional Relube versions are available.	1
	057405	ROLLER ASSEMBLY, EXTENDED BLADE GUIDE RELUBE (OPTIONAL FOR USE WITH 11/2" BLADES)		1
	057407	Bearing Kit, Relube Blade Guide Rebuild		
42	P04252	Washer, 5/8" White Felt		1
43	F04254-1	Ring, 1 1/8" Interior Retaining		1
44	015975	Bearing, R8-2RS Blade Guide	Remove one seal from each bearing, place open sides facing each other and place spacer 035411 between bearings.	2
45	P06455	Washer, 5/8" Gray Felt		1
46	035411	Spacer, Blade Guide Bearing		1
	057407-1507	Instruction Sheet, Blade Guide Rebuild		1
47	035426	Roller, Flanged Blade Guide (Relube 1 1/4" & 1 1/2" blade)	Available in assemblies only.	1
	057402	Roller, Flanged Blade Guide (Relube 1 1/2" blade)	Available in assemblies only.	1
	A04925-364	Instruction Sheet, Blade Guide Roller Replacement		
48	036161	BOLT, BLADE GUIDE ROLLER (RELUBE ONLY)		1
49	P05060	FITTING, 1/4-28 GREASE (RELUBE ONLY)		1

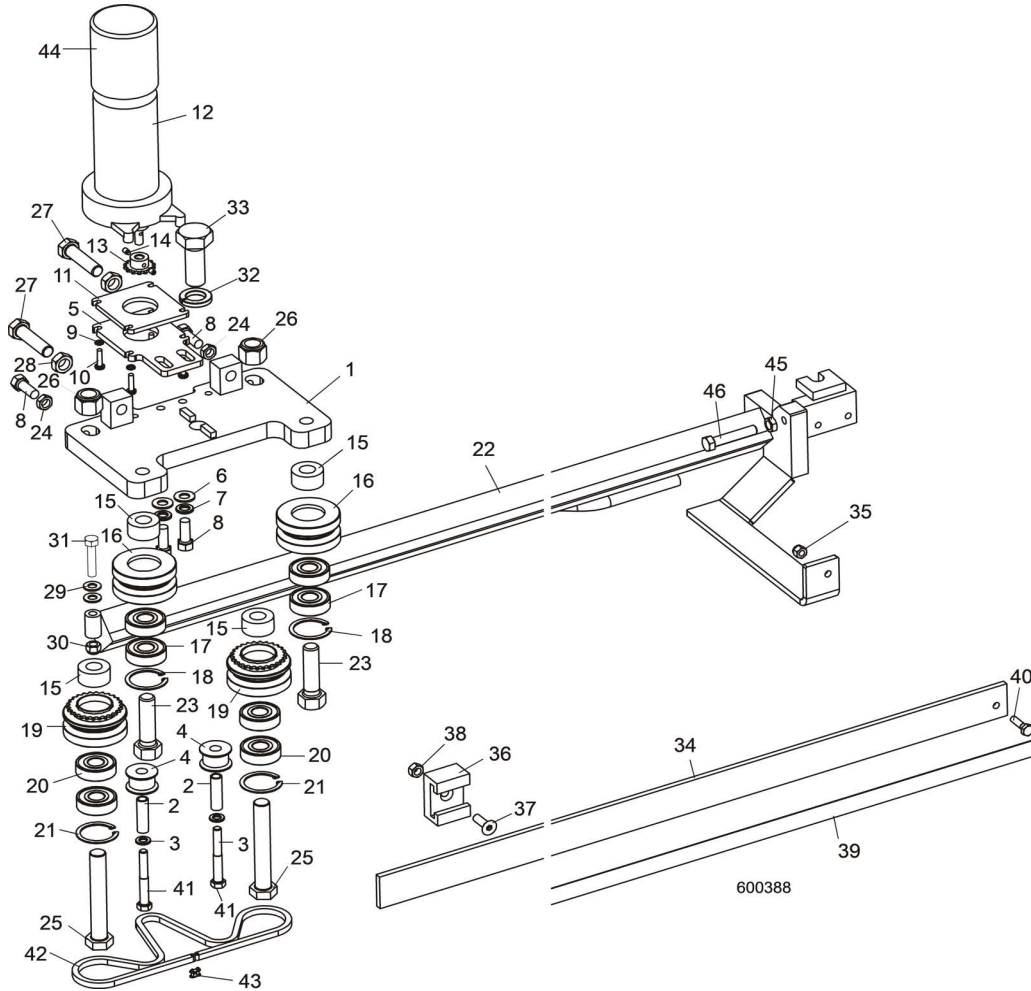
2.3 Blade Guide Arm Drive Assembly



REF	PART #	DESCRIPTION	COMMENTS	QTY.
	025908	ARM ASSEMBLY, IDLE SIDE BLADE GUIDE DCS		1
1	034286	Plate Weldment, Blade Guide Arm		1
2	S09996	Spacer, .322" x .44" x 1 1/2"		2
3	F05011-13	Washer, 5/16" Split Lock		2
4	S09999	Roller, Blade Guide Drive		2
5	033803	Plate, Blade Guide Motor Mount		1
6	F05011-3	Washer, 3/8" SAE Flat		2
7	F05011-4	Washer, 3/8" Split Lock		2
8	F05007-7	Bolt, 3/8-16 x 1" Hex Head		4
9	F05011-20	Washer, #10 Split Lock		4
10	F05004-38	Screw, #10-32 x 3/4" Phillips Head Machine		4
11	033805	Plate, Blade Guide Motor Mount Spacer		1
12	079223	Motor Assembly, DCS Blade Guide Dbkr In/Out		1
	061232	Gear Kit, Motor Replacement		1
	061234	Brush Kit, Gear Motor Replacement		1
	061233	Shaft Kit, Gear Motor Replacement		1
13	036664	Sprocket Assembly, 25B14 x .3130		1
14	F05004-274	Screw, #10-24 x 1/4" Full Dog Point Socket Set		2
15	033913	Spacer, Blade Guide Arm V-Roller		4

REF	PART #	DESCRIPTION	COMMENTS	QTY.
	042543	Roller Assembly, Blade Guide Arm V Idle		2
16	042536	Housing, 2 1/2" V-Groove		1
17	P06030-1	Bearing, 5/8" x 1.7548" x .4724"		2
18	F04254-8	Ring, 1.575" ID Beveled 5002-156 Retaining		1
	042542	Roller Assembly, Blade Guide Arm V Drive		2
19	042541	Housing, 2 1/2" V-Groove w/Sprocket		1
20	P06030-1	Bearing, 5/8" x 1.7548" x .4724"		2
21	F04254-8	Ring, 1.575" ID Beveled 5002-156 Retaining		1
22	034289	Arm Weldment, Blade Guide		1
23	F05009-80	Bolt, 5/8-18 x 2 1/4" Hex Head Grade 5		2
24	F05010-29	Nut, 3/8-16 Hex Jam		2
25	F05009-98	Bolt, 5/8-18 x 3 1/4" Hex Head Grade 5		2
26	F05010-71	Nut, 5/8-18 Hex Nylon Lock		2
27	F05008-126	Bolt, 1/2-20 x 2" Hex Head Full Thread		2
28	F05010-16	Nut, 1/2-20 Hex Jam		2
29	F05011-17	Washer, 5/16" SAE Flat		2
30	F05010-58	Nut, 5/16-18 Hex Nylon Lock		1
31	F05008-96	Bolt, 5/16-18 x 1 1/2" Hex Head Grade 5		1
32	F05011-6	Washer, 3/4" Split Lock		1
33	F05013-1	Bolt, 3/4-16 x 2" Full Thread Hex Head		1
34	014955	Guard, Blade Guide Arm		1
35	F05010-69	Nut, 1/4-20 Hex Nylon Lock		1
36	014882	Bracket, Blade Guide Arm Guide		1
37	F05006-124	Bolt, 5/16-18 x 1" Flat Head Socket		1
38	F05010-6	Nut, 5/16-18 Hex Lock		1
39	015849	Decal, Blade Guide Arm Warning Stripe		1
40	F05005-38	Screw, 1/4-20 x 1" Hex Head		1
41	F05006-80	Bolt, 5/16-18 x 2 1/2" Hex Head Grade 5		2
42	036194	Chain, #25 x 27 3/4"		1
43	P09983	Link, #25 Master		2
44	023720	Cap, 2.5" ID x 3" Rubber		1
45	F05010-29	Nut, 3/8-16 Hex Jam		1
46	F05007-16	Bolt, 3/8-16 x 2" Hex Head Full Thread		1
	F05011-3	Washer, 3/8" SAE Flat		2

2.4 Blade Guide Arm Drive Assembly (Wide Head Only)

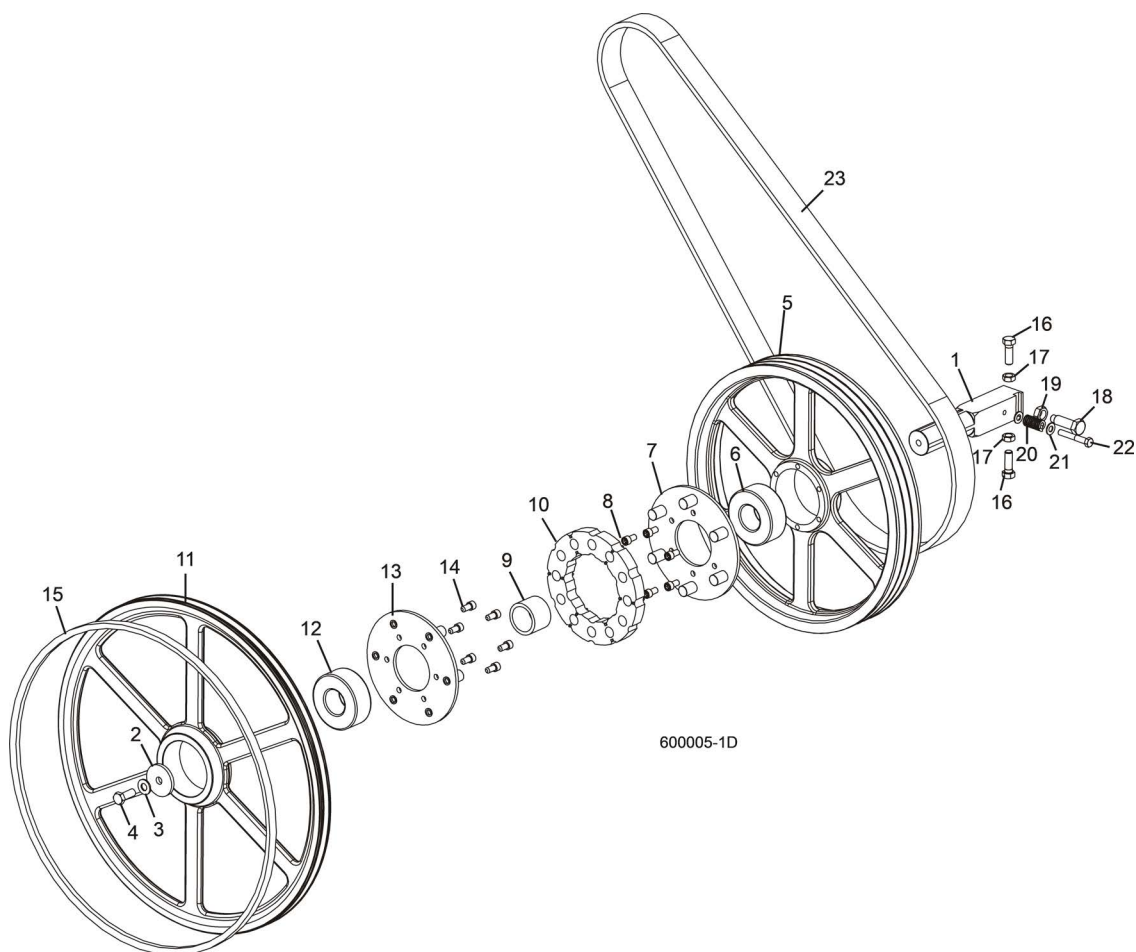


REF	PART #	DESCRIPTION	COMMENTS	QTY.
	065547	ARM ASSEMBLY, IDLE SIDE BLADE GUIDE DCS (WIDE HEAD ONLY)		1
1	034286	Plate Weldment, Blade Guide Arm		1
2	S09996	Spacer, .322" x .44" x 1 1/2"		2
3	F05011-13	Washer, 5/16" Split Lock		2
4	S09999	Roller, Blade Guide Drive		2
5	033803	Plate, Blade Guide Motor Mount		1
6	F05011-3	Washer, 3/8" SAE Flat		2
7	F05011-4	Washer, 3/8" Split Lock		2
8	F05007-7	Bolt, 3/8-16 x 1" Hex Head		4
9	F05011-20	Washer, #10 Split Lock		4
10	F05004-38	Screw, #10-32 x 3/4" Phillips Head Machine		4
11	033805	Plate, Blade Guide Motor Mount Spacer		1
12	079223	Motor Assembly, DCS Blade Guide Dbkr In/Out		1
	061232	Gear Kit, Motor Replacement		1
	061234	Brush Kit, Gear Motor Replacement		1
	061233	Shaft Kit, Gear Motor Replacement		1
13	036664	Sprocket Assembly, 25B14 x .3130		1
14	F05004-274	Screw, #10-24 x 1/4" Full Dog Point Socket Set		2

REF	PART #	DESCRIPTION	COMMENTS	QTY.
15	033913	Spacer, Blade Guide Arm V-Roller		4
	042543	Roller Assembly, Blade Guide Arm V Idle		2
16	042536	Housing, 2 1/2" V-Groove		1
17	P06030-1	Bearing, 5/8" x 1.7548" x .4724"		2
18	F04254-8	Ring, 1.575" ID Beveled 5002-156 Retaining		1
	042542	Roller Assembly, Blade Guide Arm V Drive		2
19	042541	Housing, 2 1/2" V-Groove w/Sprocket		1
20	P06030-1	Bearing, 5/8" x 1.7548" x .4724"		2
21	F04254-8	Ring, 1.575" ID Beveled 5002-156 Retaining		1
22	006158	Arm Weldment, Blade Guide (Wide Head)		1
23	F05009-80	Bolt, 5/8-18 x 2 1/4" Hex Head Grade 5		2
24	F05010-29	Nut, 3/8-16 Hex Jam		2
25	F05009-98	Bolt, 5/8-18 x 3 1/4" Hex Head Grade 5		2
26	F05010-71	Nut, 5/8-18 Hex Nylon Lock		2
27	F05008-126	Bolt, 1/2-20 x 2" Hex Head Full Thread		2
28	F05010-16	Nut, 1/2-20 Hex Jam		2
29	F05011-17	Washer, 5/16" SAE Flat		2
30	F05010-58	Nut, 5/16-18 Hex Nylon Lock		1
31	F05008-96	Bolt, 5/16-18 x 1 1/2" Hex Head Grade 5		1
32	F05011-6	Washer, 3/4" Split Lock		1
33	F05013-1	Bolt, 3/4-16 x 2" Full Thread Hex Head		1
34	006266	Guard, Blade Guide Arm (Wide Head)		1
35	F05010-69	Nut, 1/4-20 Hex Nylon Lock		1
36	014882	Bracket, Blade Guide Arm Guide		1
37	F05006-124	Bolt, 5/16-18 x 1" Flat Head Socket		1
38	F05010-6	Nut, 5/16-18 Hex Lock		1
39	015849	Decal, Blade Guide Arm Warning Stripe		1
40	F05005-38	Screw, 1/4-20 x 1" Hex Head		1
41	F05006-80	Bolt, 5/16-18 x 2 1/2" Hex Head Grade 5		2
42	036194	Chain, #25 x 27 3/4"		1
43	P09983	Link, #25 Master		2
44	023720	Cap, 2.5" ID x 3" Rubber		1
45	F05010-29	Nut, 3/8-16 Hex Jam		1
46	F05007-16	Bolt, 3/8-16 x 2" Hex Head Full Thread		1

SECTION 3 BLADE WHEELS & TENSIONER

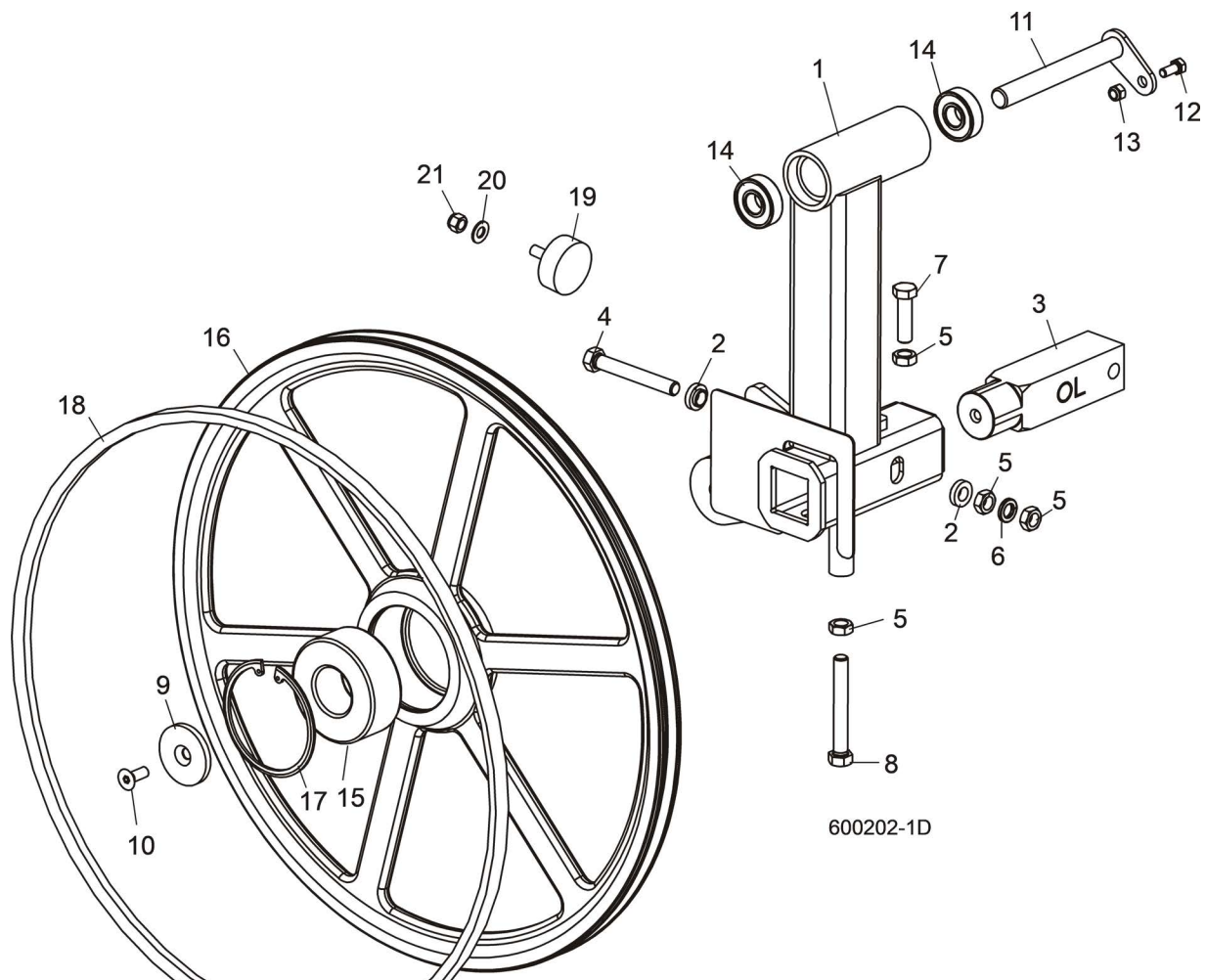
3.1 Blade Drive Assembly



REF	PART #	DESCRIPTION	COMMENTS	QTY.
	034359	WHEEL ASSEMBLY, BLADE DRIVE		1
1	033920	Shaft, Blade Drive Wheel		1
2	033909	Washer, Blade Drive Wheel		1
3	F05011-2	Washer, 1/2" SAE Flat		1
4	F05008-37	Bolt, 1/2-13 x 1 1/4" Hex Head Grade 5		1
	034426	Pulley Assembly, 19" Blade Drive		1
5	033809	Pulley, Blade Drive		1
6	016014	Bearing, 5309-2RS		1
7	034424	Plate Assembly, Coupling		1
8	F05007-154	Bolt, 3/8-24 x 3/4" Socket Head		6
9	033921	Spacer, Drive Bearing		1
10	034418	Ring, Drive Coupling		1
	017834	Wheel Assembly, 24" Blade		1
11	034872	Wheel, 24" Blade		1
12	016014	Bearing, 5309-2RS		1
13	034424	Plate Assembly, Coupling		1
14	F05007-154	Bolt, 3/8-24 x 3/4" Socket Head		6
15	017922-1	BELT, B72.5 BLADE WHEEL		1

REF	PART #	DESCRIPTION	COMMENTS	QTY.
16	F05008-53	BOLT, 1/2-20 X 1 1/2" HEX HEAD GRADE 5		2
17	F05010-16	NUT, 1/2-20 HEX JAM		2
18	034360	BOLT, DRIVE WHEEL RETAINING		1
19	F05010-11	NUT, 5/8-18 HEX JAM		1
20	034430	SPRING, 3/4" OD X 1 1/2" LONG DIE		1
21	F05011-3	WASHER, 3/8" SAE FLAT		2
22	F05007-125	BOLT, 3/8-16 X 2 1/2" HEX HEAD GRADE 5		1
23		BELT, DRIVE (SEE ENGINE MANUAL FOR PART #)	<i>(See Section 5)</i>	1

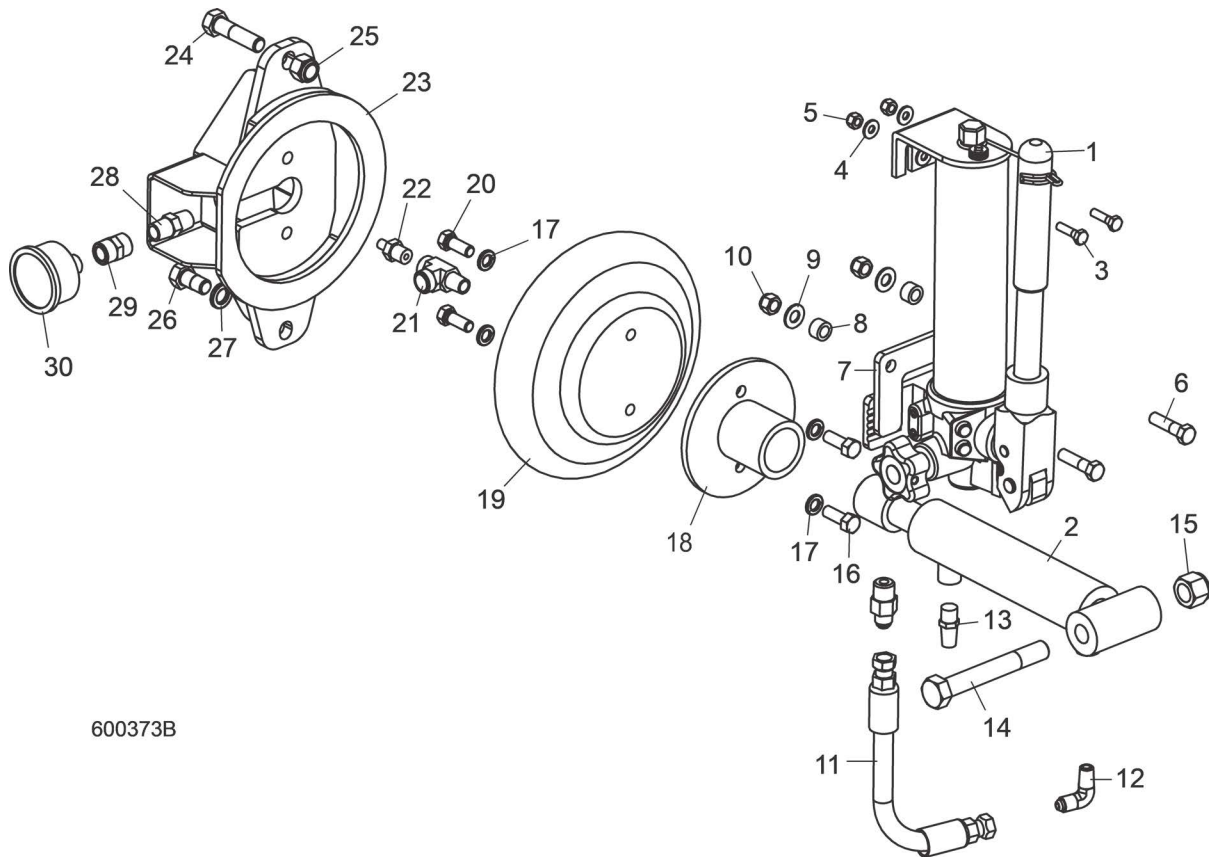
3.2 Idle Blade Wheel Assembly



REF	PART #	DESCRIPTION	COMMENTS	QTY.
	036729	SHAFT ASSEMBLY, IDLE BLADE WHEEL (CAM TENSIONER)		1
1	048266	Tube Weldment, Idle Side Blade Wheel		1
2	S04253	Spacer, .510" x .937" x .34"		2
3	017706	Shaft, Idle Side Blade Wheel		1
4	F05008-111	Bolt, 1/2-20 x 3 3/4" Hex Head Full Thread Grade 5		1
5	F05010-16	Nut, 1/2-20 Hex Jam		4
6	F05011-9	Washer, 1/2" Split Lock		1
7	F05008-127	Bolt, 1/2-20 x 1 3/4" Hex Head Full Thread		1
8	F05008-111	Bolt, 1/2-20 x 3 3/4" Hex Head Full Thread Grade 5		1
9	016397	Washer, 3/32" ID x 2 1/4" OD x 1/4" Thick		1
10	F05007-64	Bolt, 3/8-16 x 1" Flat Socket Head		1
11	034358	Pin Weldment, Idle Wheel Pivot		1
12	F05006-102	Bolt, 5/16-18 x 3/4" Hex Head		1
13	F05010-58	Nut, 5/16-18 Hex Nylon Lock		1
14	034470	Bearing, #465966		2
	017835	WHEEL ASSEMBLY, 24" IDLE BLADE		1
15	016014	Bearing, 5309-2RS		1
16	034871	Wheel, 24" Blade		1

REF	PART #	DESCRIPTION	COMMENTS	QTY.
17	F04254-28	Ring, 100 mm Beveled Inside Retaining		1
18	017922-1	BELT, B72.5 BLADE WHEEL		1
19	034175	BUMPER, TABLE		1
20	F05011-3	WASHER, 3/8" FLAT SAE		1
21	F05010-10	NUT, 3/8-16 HEX NYLON LOCK		1

3.3 Hydraulic Blade Tensioner Assembly



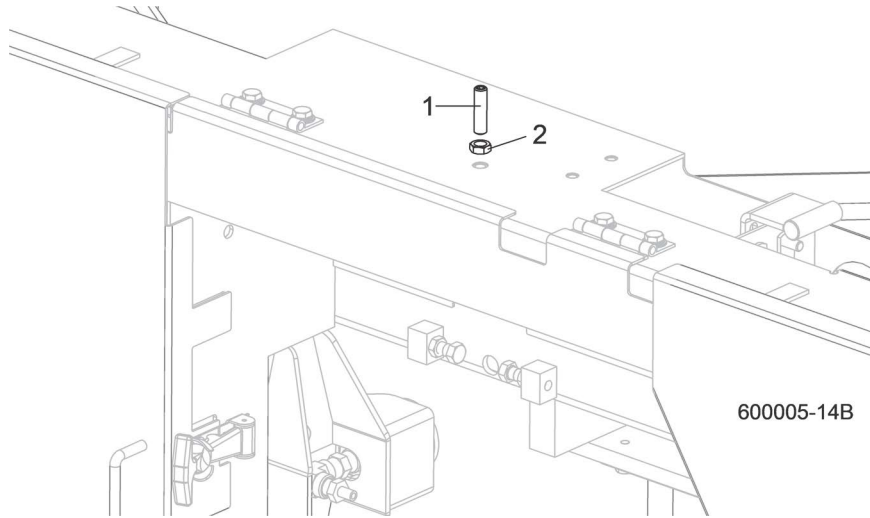
600373B

REF	PART #	DESCRIPTION	COMMENTS	QTY.
1-30	054844	TENSIONER ASSEMBLY, LT70 HYDRAULIC BLADE	Available in assemblies only.	1
1-13	074809	Tensioner Assembly, LT70 Hydraulic Hand Pump		1
1	074749	Pump, 2850 PSI 20cu in Hydraulic Hand		1
	061287	Kit, Seal Hyd Blade Tensioner LT70 P20		1
	061288	Knob, Tensioner Pressure Release LT70P20		1
	061289	Screw, Release Knob Set		1
2	065478	Cylinder, 1 1/2" x 6" In-Line Ports		1
3	F05005-101	Bolt, 1/4-20 x 1" Hex Head Grade 5		2
4	F05011-11	Washer, 1/4" SAE Flat		4
5	F05010-69	Nut, 1/4-20 Nylock		2
6	F05007-78	Bolt, 3/8-16 x 1 1/2" Hex Head Grade 5		2
7	074808	Plate, Hand Pump Brace		1
8	055323	Spacer, .39x.625x.39		2
9	F05011-3	Washer, 3/8" Flat SAE		2
10	F05010-10	Nut, 3/8-16 Hex Nyloc		2
11	079001-9	Hose, 3/8x9 Hyd w/2 St Swivel Fittings		1
12	015491	Fitting, 3/8" JIC-1/4" NPT 90L		1
13	P20904	Muffler, 1/4" NPT Air		1
14	F05009-10	Bolt, 5/8-11 x 4 1/2" Hex Head Grade 5		1

REF	PART #	DESCRIPTION	COMMENTS	QTY.
15	F05010-71	Nut, 5/8-18 Hex Nyl Lock		1
16	F05007-7	Bolt, 3/8-16 x 1" Hex Head		2
17	F05011-4	Washer, 3/8" Split Lock		4
18	055317	Tube Weldment, Tensioner		1
19	033984	Bag, Blade Tensioner Air		1
20	F05007-87	Bolt, 3/8-16 x 1" Hex Head Grade 5		2
21	P09141	Fitting, 1/4" NPT x 1/4" JIC Male Run Tee		1
22	034285	Fitting, 1/4" NPT Air Valve		1
23	034276	Plate Weldment, Air Bag Mount		1
24	F05008-76	Bolt, 1/2-13 x 2" Hex Head		1
25	F05010-8	Nut, 1/2-13 Hex Nylon Lock		1
26	F05008-50	Bolt, 1/2-13 x 1" Hex Head		1
27	F05011-9	Washer, 1/2" Split Lock		1
28	P21524	Fitting, 1/4" NPT Hex Nipple		1
29	P03420	Fitting, 1/4" NPT Coupling		1
30	034278	Gauge, Liquid-Filled Air		1

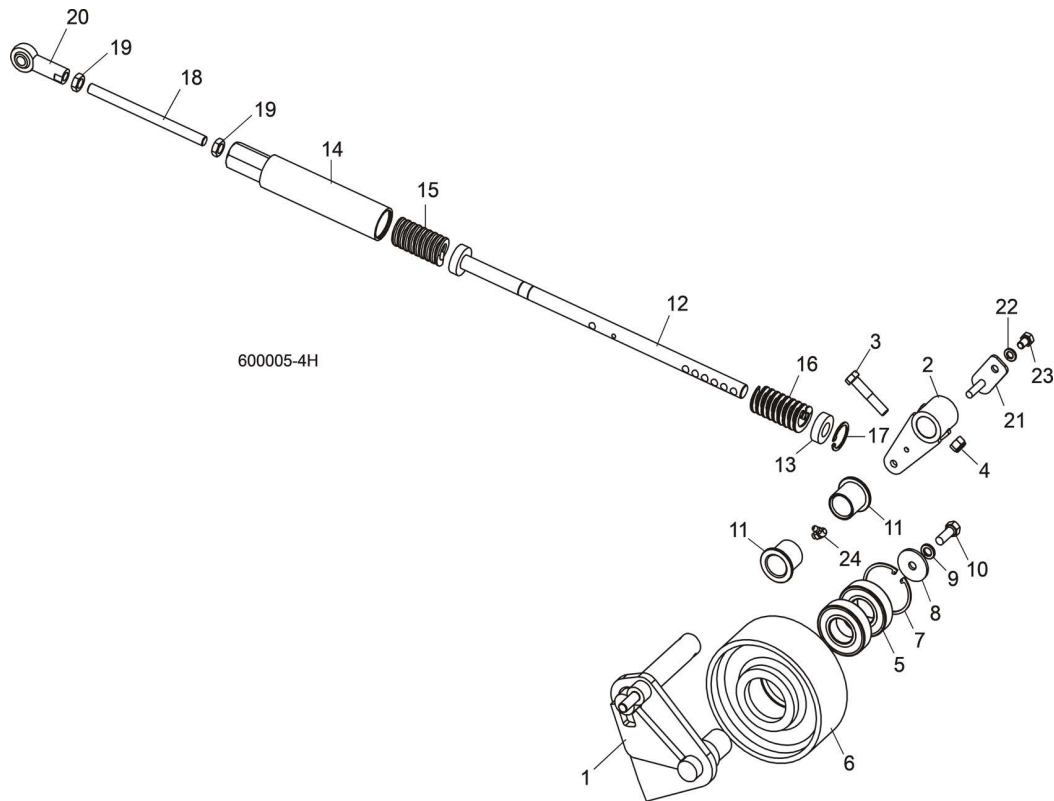
SECTION 4 SAW HEAD FRAME

4.1 Middle Throat Screw



REF	PART #	DESCRIPTION	COMMENTS	QTY.
1	F05007-190	SCREW, 3/8-16 X 1 1/2" OVAL POINT SOCKET SET		1
2	F05010-29	NUT, 3/8-16 HEX JAM		1

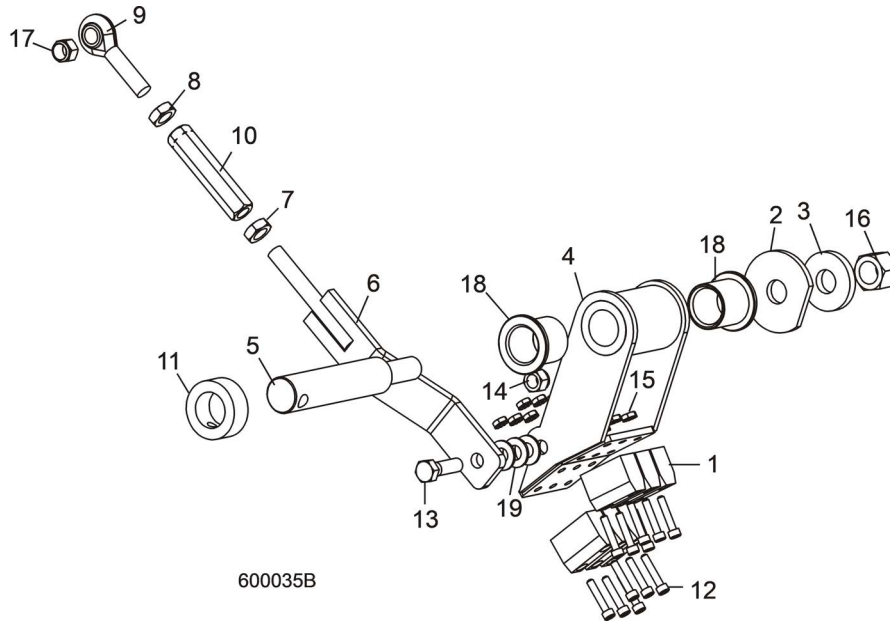
4.2 Belt Tensioner



REF	PART #	DESCRIPTION	COMMENTS	QTY.
	034894	TENSIONER ASSEMBLY, DRIVE BELT		1
	038934	Pivot Kit, Drive Belt Tensioner Retrofit		1
1	034893	Arm Weldment, Drive Belt Tensioner		1
2	034593	Pivot Weldment, Drive Belt Tensioner		1
	038934-1265	Instruction Sheet, Tensioner Pivot Retrofit		1
3	F05007-124	Bolt, 3/8-16 x 2" Hex Head Grade 5		1
4	F05010-10	Nut, 3/8-16 Hex Nylon Lock		1
5	P11035	Bearing, 6206 25" Idler		2
6	033941	Idler, Drive Belt		1
7	F04254-12	Ring, 62mm Inside Retaining		1
8	F05011-104	Washer, 3/8" x 1 1/2" x 1/8"		1
9	F05011-4	Washer, 3/8" Split Lock		1
10	F05007-7	Bolt, 3/8-16 x 1" Hex Head		1
11	P109	Bushing, 1" ID x 1 1/4" OD Flanged		2
	003193	Rod Kit, Drive Belt Tensioner		1
12	017923	Rod Weldment, Drive Belt Tensioner		1
13	034674	Washer, Tensioner		1
14	034689	Tube Weldment, Drive Belt Tensioner		1
	036501	Spring Kit, Belt Tensioner Retrofit		1
15	036136	Spring, 1 1/4" OD x 2 1/2" Die, Heavy		1
16	065242	Spring, 1 1/4" OD x 2 1/2" Die, Medium (Blue)		1
	036501-1148	Instruction Sheet, Belt Tensioner Spring Retro		1

REF	PART #	DESCRIPTION	COMMENTS	QTY.
17	F04254-44	Ring, 1 15/16" Inside Retaining		1
18	017924	Rod, 7/16-20 x 6" Threaded		1
19	F05010-38	Nut, 7/16-20 Hex Jam		2
20	017925	Rod End, 7/16-20 Right Hand Female		1
21	034673	Pin Weldment, Drive Belt Tensioner		1
22	F05011-13	Washer, 5/16" Split Lock		1
23	F05006-15	Bolt, 5/16-18 x 1/2" Hex Head Grade 5		1
24	P04108	FITTING, 1/4-28 90 DEG. GREASE		1

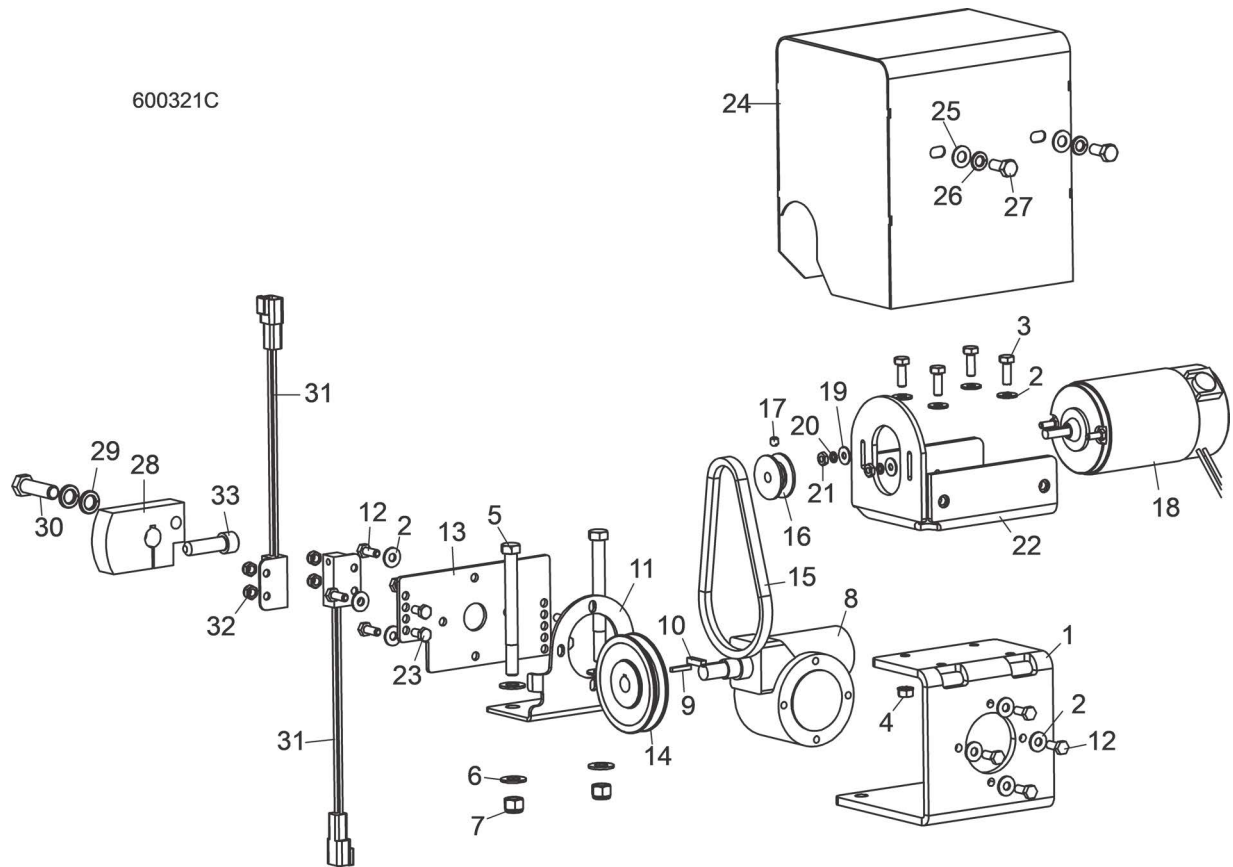
4.3 Brake Assembly (DC Only)



600035B

REF	PART #	DESCRIPTION	COMMENTS	QTY.
	034886	BRAKE ASSEMBLY, LT60/70		1
1	016488	Block, Blade Wheel Brake		6
2	017838	Washer, 21/32" x 2 1/4" x 3/16"		1
3	034685	Washer, 21/32" x 1 5/8" x 1/4"		1
4	034883	Arm Weldment, Pivot Brake		1
5	034885	Shaft, Pivot Brake		1
	034892	Linkage Assembly, Pivot Brake		1
6	034891	Arm Weldment, Pivot Brake Lik		1
7	F05010-38	Nut, 7/16-20 Jam		1
8	F05010-87	Nut, 7/16-20 Left Hand Jam		1
9	P11578	Rod End, 7/16-20 Left Hand Male		1
10	S11577	Turnbuckle, 3" Adjustment		1
11	038090	Collar, 1" Lock		1
12	F05004-2	Bolt, #10-24 x 1" Socket Head		12
13	F05007-123	Bolt, 3/8-16 x 1 1/4" Hex Head Grade 5		1
14	F05010-10	Nut, 3/8-16 Hex Nylon Lock		1
15	F05010-14	Nut, #10-24 Self-Locking Hex		12
16	F05010-71	Nut, 5/8-18 Hex Nylon Lock		1
17	F05010-83	Nut, 7/16-20 Hex Nylon Lock		1
18	P109	Bushing, 1" ID x 1 1/4" OD Flanged		2
19	F05011-3	Washer, 3/8" SAE Flat		3

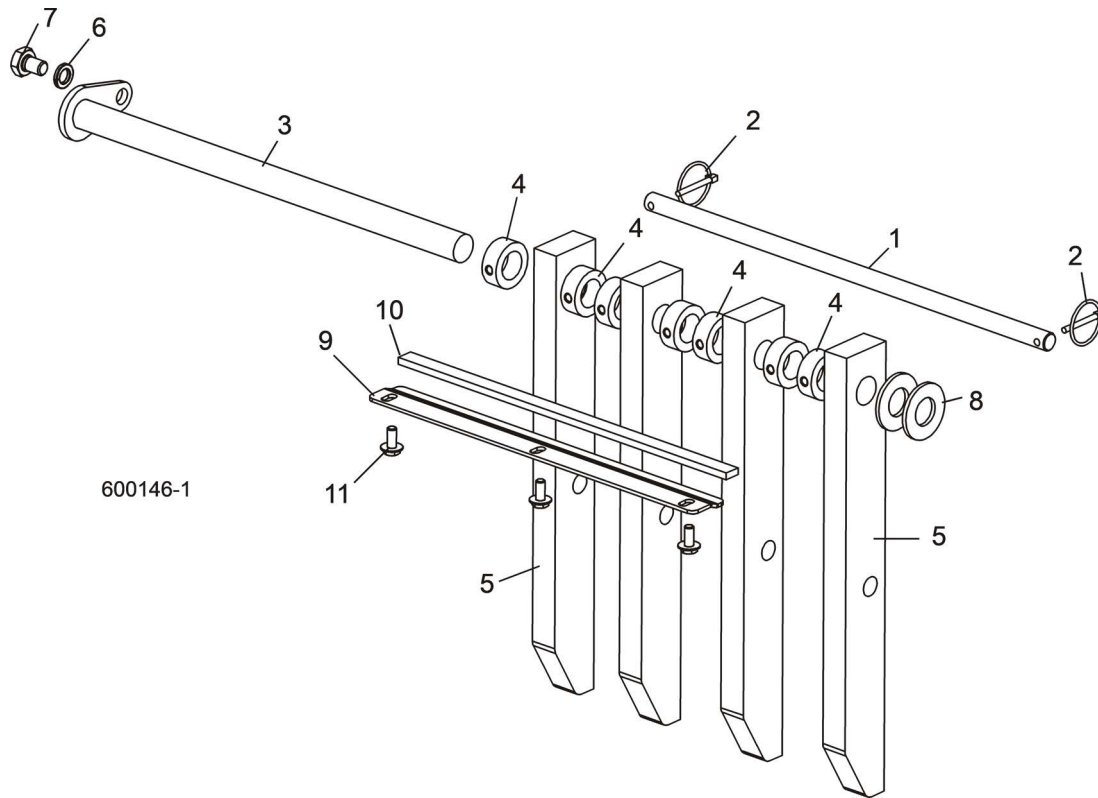
4.4 Autoclutch Assembly (DC Only)



REF	PART #	DESCRIPTION	COMMENTS	QTY.
	025896	AUTOCLUTCH ASSEMBLY, LT70 DCS		1
1	008949	Bracket, Autoclutch Front Mount		1
2	F05011-11	Washer, 1/4" SAE Flat		12
3	F05005-123	Bolt, 1/4-20 x 3/4" Hex Head Grade 5		4
4	F05010-9	Nut, 1/4-20 Self-Locking Hex		4
5	F05007-4	Bolt, 3/8-16 x 4" Hex Head		2
6	F05011-3	Washer, 3/8" SAE Flat		4
7	F05010-10	Nut, 3/8-16 Hex Nylon Lock		2
8	036764	Gearbox, 61:1 512 Reducer		1
9	036803	Key, 1/8" Sq. x 3/4" Long		1
10	S03060	Key, 3/16" Sq. x 3/4" Long		1
11	008952	Bracket, Autoclutch Rear Mount		1
12	F05004-219	Bolt, M6 x 1 x 16mm Hex Head		8
13	013982	Plate, Prox Mount LT70		1
14	015075	Pulley, OK30 x 1/2" Special		1
15	015076	Belt, 3L150		1
16	015074	Pulley, 1.42" x .32" Motor		1
17	F05005-105	Screw, 1/4-28 x 1/4" Socket Head Cup Point Set		1
18	053428	Motor Assembly, DCS Autoclutch Replacement		1
	034002	Brush Kit, Leeson Motor External		1
19	F05011-18	Washer, #10 SAE Flat		2
20	F05011-20	Washer, #10 Split Lock		2

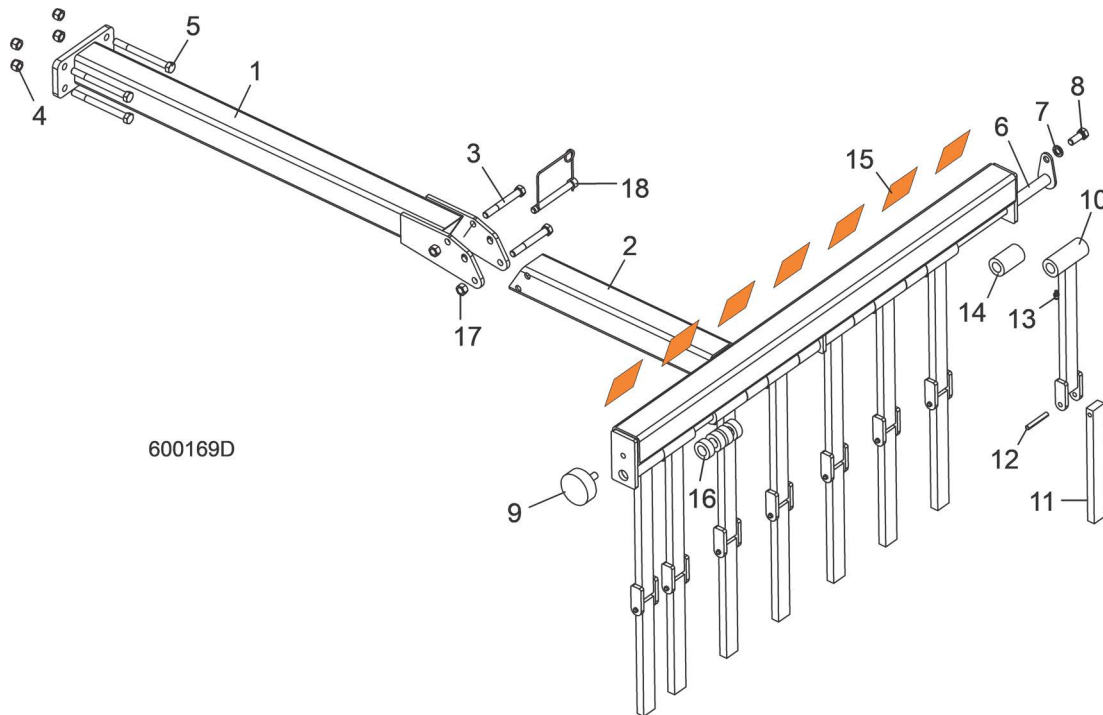
REF	PART #	DESCRIPTION	COMMENTS	QTY.
21	F05010-27	Nut, #10-32 Hex		2
22	034670	Bracket Weldment, Autoclutch Motor Mount		1
23	F05005-99	Bolt, M6 x 12 Hex Head Full Thread Grade 8-8		4
24	034667	Guard Weldment, Autoclutch		1
25	F05011-17	Washer, 5/16" SAE Flat		2
26	F05011-13	Washer, 5/16" Split Lock		2
27	F05006-5	Bolt, 5/16-18 x 3/4" Hex Head		2
28	034675	Cam, Autoclutch		1
29	F05011-48	Washer, 7/16" Split Lock		2
30	F05007-156	Bolt, 7/16-20 x 1 1/2" Hex Head Grade 5		1
31	053430	Sensor Assembly, DCS Proximity Magnetic		2
32	F05010-200	Nut, M6-1.0 Hex Nylon Lock		4
33	F05007-55	Bolt, 7/16-20 x 1 1/2" Socket Head		1

4.5 Board Return Assembly (Optional)



REF	PART #	DESCRIPTION	COMMENTS	QTY.
1	034565	PIN, BOARD RETURN LOCK		1
2	017604	PIN, 3/16" W/CHAIN		2
3	034567	PIN WELDMENT, BOARD RETURN MOUNT		1
4	038090	COLLAR, 1" LOCK		7
5	034561	ARM, BOARD RETURN W/STOP		4
6	F05011-9	WASHER, 1/2" SPLIT LOCK		1
7	F05008-101	BOLT, 1/2-13 X 3/4" HEX HEAD GRADE 5		1
8	F05011-28	WASHER, 1" SAE		2
9	017856	BRACKET, BOARD RETURN BUMPER		1
10	017857	BUMPER, BOARD RETURN		1
11	F05006-101	BOLT, 5/16-18 X 3/4" HEX WASHER HEAD		3

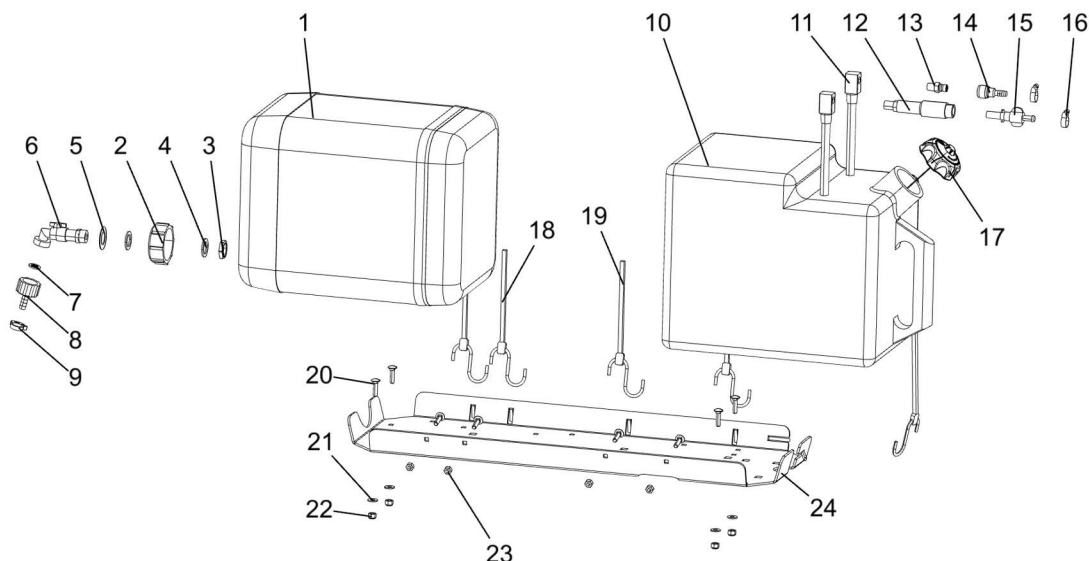
4.6 Board Dragback



600169D

REF	PART #	DESCRIPTION	COMMENTS	QTY.
	034413	DRAGBACK ASSEMBLY, BOARD		1
1	034411	Tube Weldment, Board Dragback Mount		1
2	034331	Tube Weldment, Board Dragback		1
3	F05007-73	Bolt, 3/8-16 x 3" Hex Head Grade 5		2
4	F05010-10	Nut, 3/8-16 Hex Nylon Lock		4
5	F05007-126	Bolt, 3/8-16 x 4" Hex Head Grade 5		4
6	034408	Rod Weldment, Board Dragback		1
7	F05011-4	Washer, 3/8" Split Lock		1
8	F05007-87	Bolt, 3/8-16 x 1" Hex Head Grade 5		1
9	034175	Bumper, Table		1
10	017823	Bracket Weldment, Dragback Bar Mount		8
11	036651	Bar, Lower Board Dragback		8
12	F05012-53	Pin, 1/4" x 1 3/4" Roll		8
13	P05060	Fitting, 1/4-28 Grease		8
14	017820	Tube, .63" ID x 1.12" OD x 1.84" Long Spacer		5
15	015849	Decal, Warning Stripe		1
16	003687	Tube, .63" ID x 1.12" OD x .46" Long Spacer		4
17	F05010-25	Nut, 3/8-16 Swaged Lock		2
18	038472	Pin Assembly, 3/8x3 Wire Lock		1

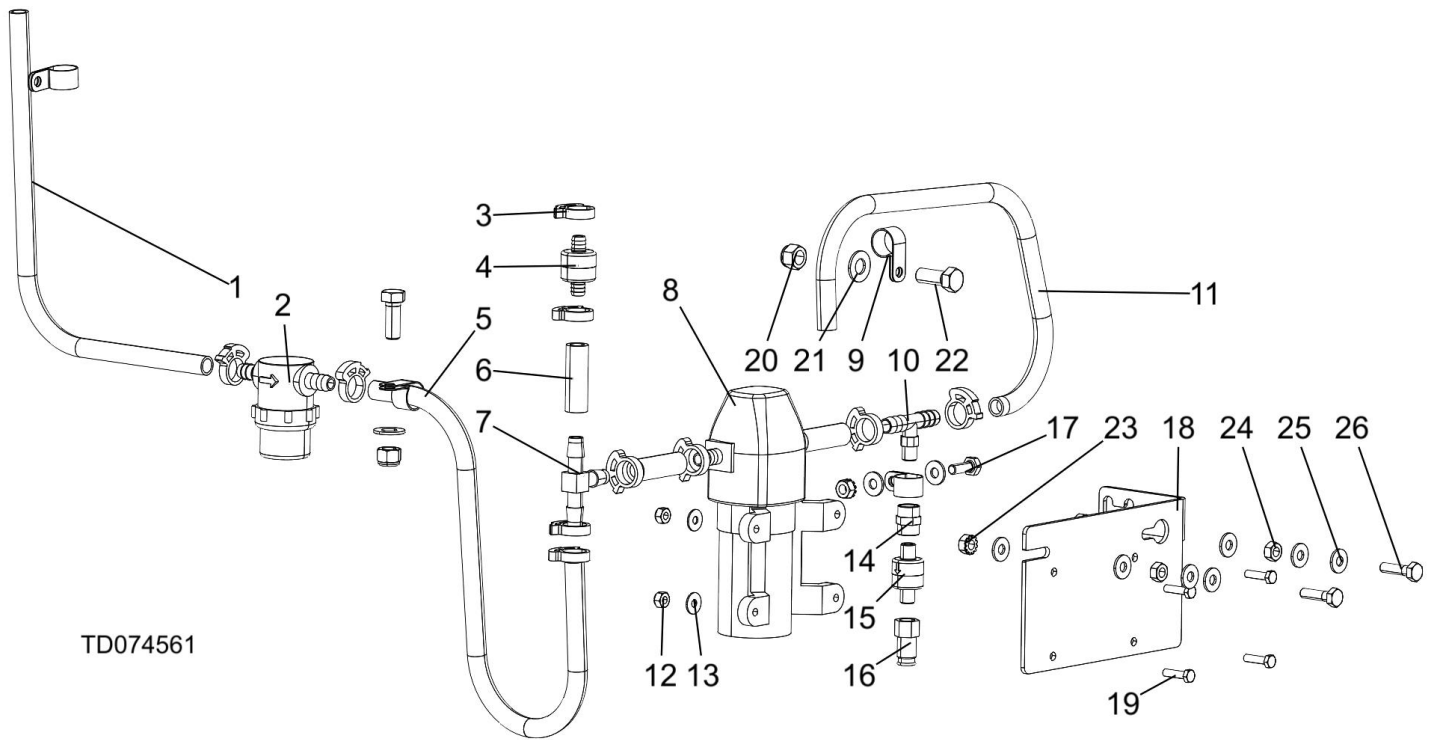
4.7 Fuel/Water Tank Assembly, Super



TD079816
TD079816_2

REF	PART #	DESCRIPTION	COMMENTS	QTY.
	079816	Assy, LT70 T4 Diesel Fuel Tray (US machines)	International machines 074488	1
	550787	Assembly, Water Bottle	Replaced 110731 per ECN 39257 in 1/2024; which replaced 014637 per ECN35986 in 7/2019	1
1	513866	Bottle, Water		1
2	550785	Cap. Water Bottle		1
3	550779	Gland Nut, 1/2 Npt		1
4	550780	O-ring, 27x20x1.5		2
5	530841	Shim, 21/37-1		1
6	550776	Fitting, Water Lube Shutoff Valve		1
7	550778	Gasket, 1/2 (Batard)		1
8	550777	Fitting, G3/4" X 10mm Hose Barb		1
9	016845	Clamp, Single Snap Grip, #38		1
10	P12166	Container, Refillable Fuel, Diesel		1
11	P12172	Fitting, 1/4NPTx9 Fuel Pick Up		2
12	P12175	Fitting, 1/4NPT Male-Female Discon		1
13	015583	Fitting, 1/4 NPT Male Quick Disconnect		1
14	015582	Fitting, Female Quick Disconnect Barb		1
15	P12176	Fitting, 1/4 Barb-male Discon		1
16	P649	Hose Clamp, 7/32in-5/8in		2
17	061257	Cap, Fuel Tank Diesel 080298ae		1
18	P11668	Strap, 20 Rubber W/hooks		2
19	P11258	Strap, 24 Rubber W/hooks		3
20	F05005-34	Bolt, 1/4-20 X 1 Carr		8
	F05005-113	Bolt, 1/4-20x3/4 Carriage	International replaces F05005-34 in the tray bottom	4
21	F05011-11	Washer, 1/4 SAE Flat		4
22	F05010-69	Nut, 1/4-20 Nylock		4
23	F05010-21	Nut, 1/4-20 Swaged		4
24	S11684	Plate, Gas Can/water Bottle		1
	010748	Clamp, Vinyl Coated Loom 1/2"x5/8"ID	Used on bottom of international	1

4.8 LubeMizer Assembly

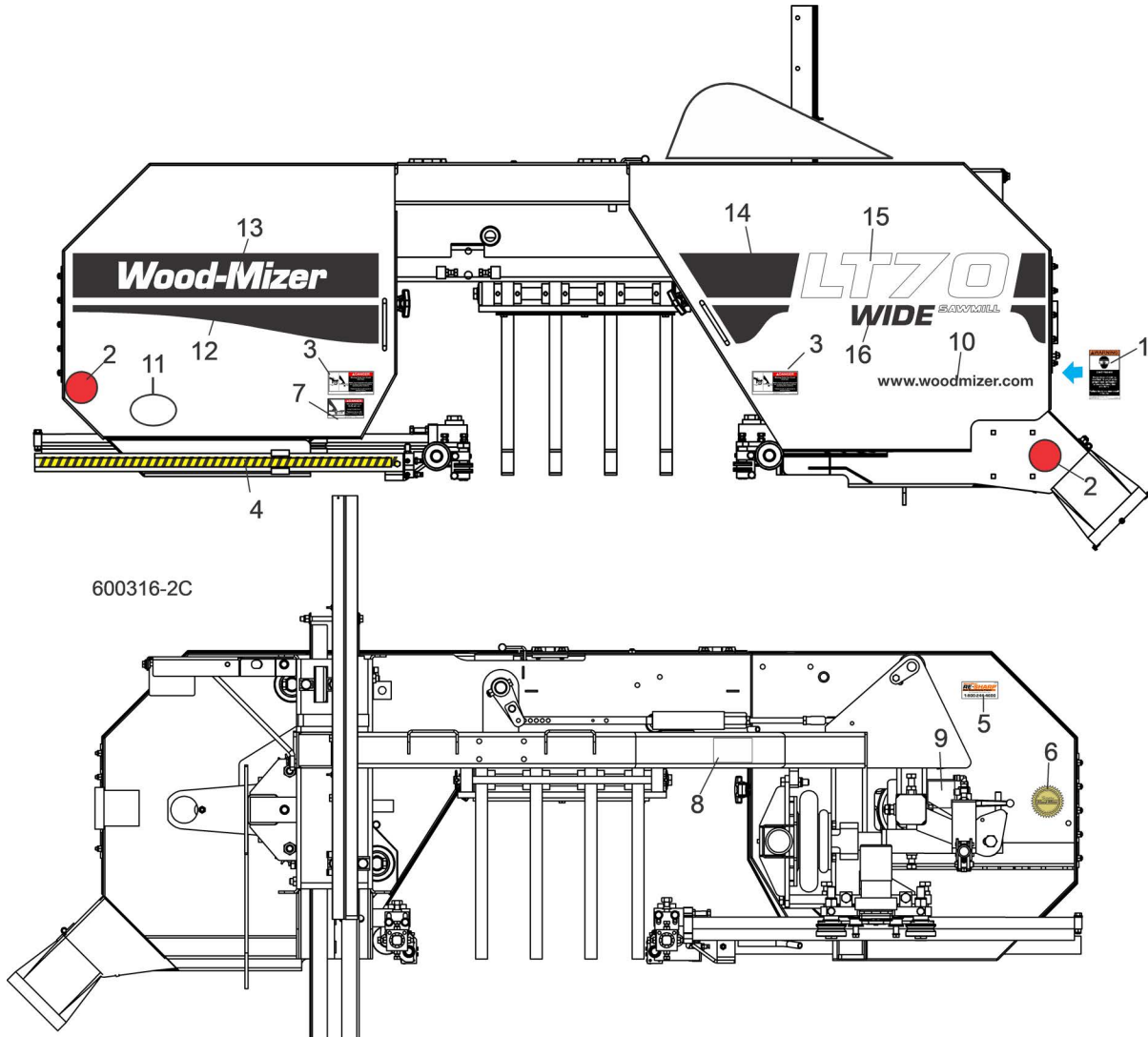


TD074561

REF	PART #	DESCRIPTION	COMMENTS	QTY.
	074561	LUBE-MIZER ASSEMBLY, LT70 HYDRAULIC		1
	074562	Assy, LT70 Hyd Lube-Mizer Pump/Filter		1
1	R01887-1X28IN CH	Tube, 3/8 ID x 28 Inch		1
2	033447	Filter, 3/8 Barb Lube		1
	033441	Screen Kit, Mesh Filter		1
	061768	Gasket, Filter Bowl		1
	003198	Bowl, LubeMizer Filter Replacement		1
3	016845	Clamp, Single Snap Grip, #38		11
4	033448	Valve, 3/8 Barb 6PSI Check		1
5	R01885-1XLT70	Tube, 3/8 ID x 17		1
6	R01885-1X1-3_ 4INCH	Tube, 3/8 ID x 1-3/4 Inch		3
7	033451	Fitting, 3/8 Barb Tee Connector		1
8	033491	Pump, 12V Lube		1
9	010748	Clamp, 5/8 EMT Coated		4
10	033452	Fitting, 3/8x1/8NPT Male Branch Tee		1
11	R01885-1X17IN CH	Tube, 3/8 ID x 17		1
12	F05010-160	Nut, #10-24 Hex Self-Locking		4
13	F05011-18	Washer, #10 SAE Flat		4
14	P05748	Fitting, 1/8FPT Coupling		1
15	033449	Valve, 1/8NPT 3PSI Check		1
16	033450	Fitting, 1/4 TBx1/8NPT Male Air		1
17	F05005-1	Bolt, 1/4-20x3/4 FT HHC		1

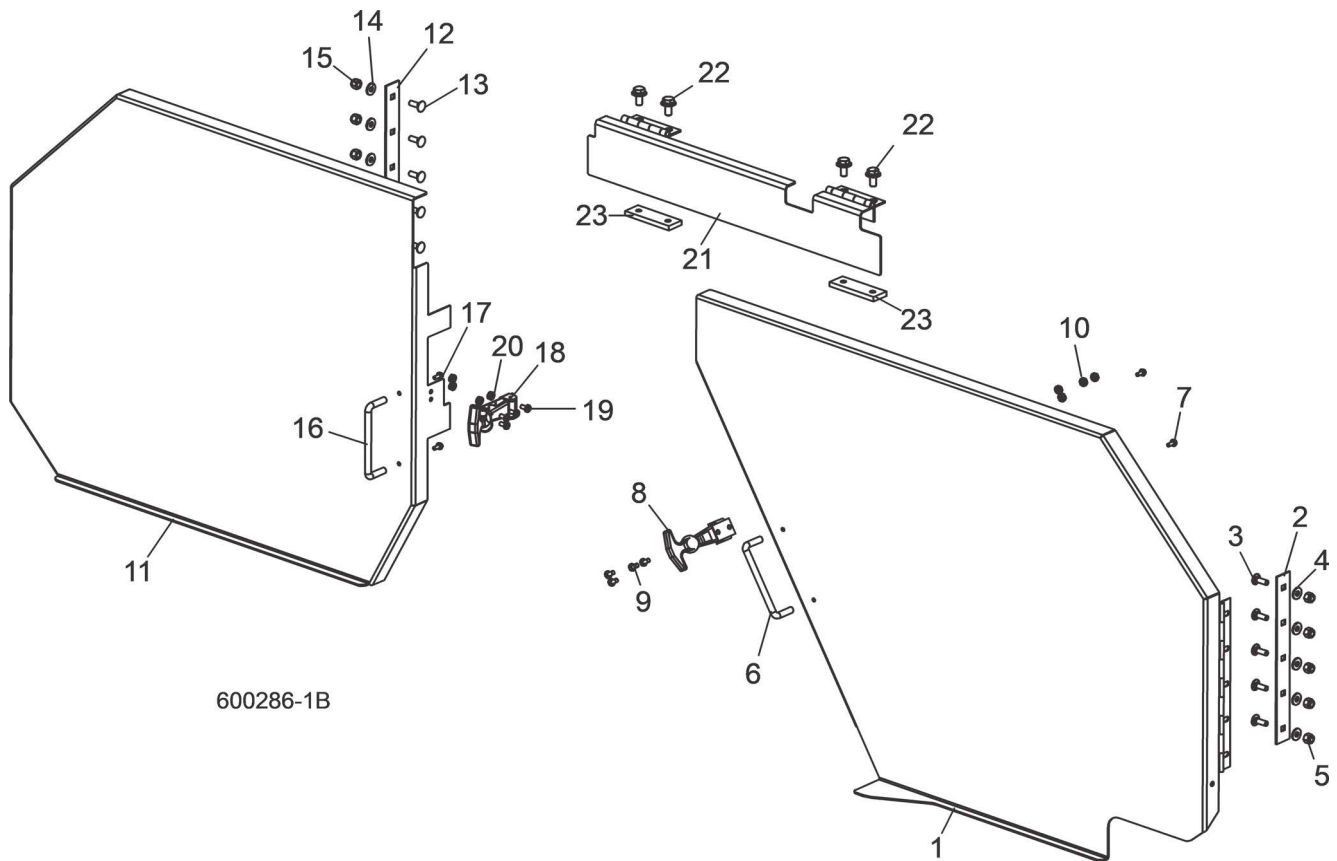
REF	PART #	DESCRIPTION	COMMENTS	QTY.
18	130780	Plate, Pump Mounting LM		1
19	F05004-167	Bolt, #10-24x3/4 Unslotted HH		4
20	F05010-10	Nut, 3/8-16 Hex Nyl Lock		2
21	F05011-3	Washer, 3/8 Flat SAE		2
22	F05007-87	Bolt, 3/8-16x1 Gr5 HH		2
23	F05010-9	Nut, 1/4-20 Keps		3
24	F05010-63	Nut, 1/4-20 Free Hex		2
25	F05011-11	Washer, 1/4 SAE Flat		10
26	F05005-101	BOLT, 1/4-20 X 1 HEX HEAD GR5		2

4.9 Saw Head Decals



REF	PART #	DESCRIPTION	COMMENTS	QTY.
1	P11754	DECAL, SAWDUST CHUTE WARNING		1
2	P07452	DECAL, RED REFLECTIVE 2" ROUND		2
3	033254	DECAL, BLADE COVERS DANGER		2
4	015849	DECAL, BLADE GUIDE ARM STRIPE		1
5	P12879	DECAL, BLADE RESHARP INFO		1
6	015930	DECAL, WOOD-MIZER QUALITY		1
7	S11752	DECAL, BLADE DANGER		1
8	038596	DECAL, LT60/70 BLADE TENSION INFO		1
9	P11789	DECAL, BLADE ALIGNMENT		1
10	003235	DECAL, WOOD-MIZER WEBSITE		1
11	065582	DECAL, 30 YEAR LOGO		1
12	065029	DECAL, LT70 IDLE SIDE BLACK EURO STRIPE		1
13	065030	DECAL, LT70 WHITE WOOD-MIZER LOGO		1
14	065033	DECAL, LT70 DRIVE SIDE BLACK EURO STRIPE		1
15	065031	DECAL, LT70 WHITE EURO LOGO	All Except LT70 Super Hydraulic	1
	076636	DECAL, LT70 WHITE LOGO	LT70 Super Hydraulic Only	1
16	074335	DECAL, LT15/70 WIDE LOGO	Wide Head Only	1

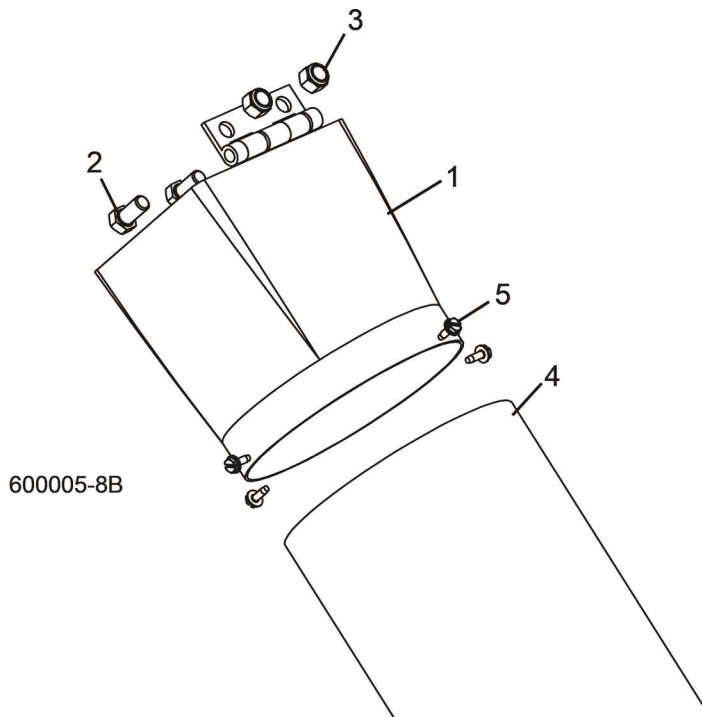
4.10 Blade Housing Covers



REF	PART #	DESCRIPTION	COMMENTS	QTY.
	048409	COVER ASSEMBLY, DRIVE SIDE BLADE HOUSING		1
1	048403	Cover Weldment, Drive Side Blade Housing		1
2	034251	Plate, Hinge Backing		1
3	F05005-113	Bolt, 1/4-20 x 3/4" Carriage Head		5
4	F05011-11	Washer, 1/4" SAE Flat		5
5	F05010-69	Nut, 1/4-20 Hex Nylon Lock		5
6	P08065	Handle, Blade Housing Cover		1
7	F05015-8	Screw, #8-32 x 3/8" Self-Tapping		2
8	014829	Latch, Flexible Draw		1
9	F05004-3	Screw, #10-24 x 3/8" Cross Slotted Pan Head		4
10	F05010-14	Nut, #10-24 Hex Self-Locking		4
	036178	COVER ASSEMBLY, IDLE SIDE BLADE HOUSING		1
11	036176	Cover Weldment, Idle Side Blade Housing		1
12	034251	Plate, Hinge Backing		1
13	F05005-113	Bolt, 1/4-20 x 3/4" Carriage Head		5
14	F05011-11	Washer, 1/4" SAE Flat		5
15	F05010-69	Nut, 1/4-20 Hex Nylon Lock		5
16	P08065	Handle, Blade Housing Cover		1
17	F05015-8	Screw, #8-32 x 3/8" Self-Tapping		2
18	014829	Latch, Flexible Draw		1
19	F05004-3	Screw, #10-24 x 3/8" Cross Slotted Pan Head		4
20	F05010-14	Nut, #10-24 Hex Self-Locking		4

REF	PART #	DESCRIPTION	COMMENTS	QTY.
21	034454	COVER WELDMENT, MIDDLE BLADE HOUSING		1
	006189	COVER WELDMENT, MIDDLE BLADE HOUSING (WIDE HEAD ONLY)		1
22	F05006-101	BOLT, 5/16-18 X 3/4" HEX HEAD W/FLAT & LOCK WASHER		4
23	006810	NUT PLATE, MIDDLE COVER		2

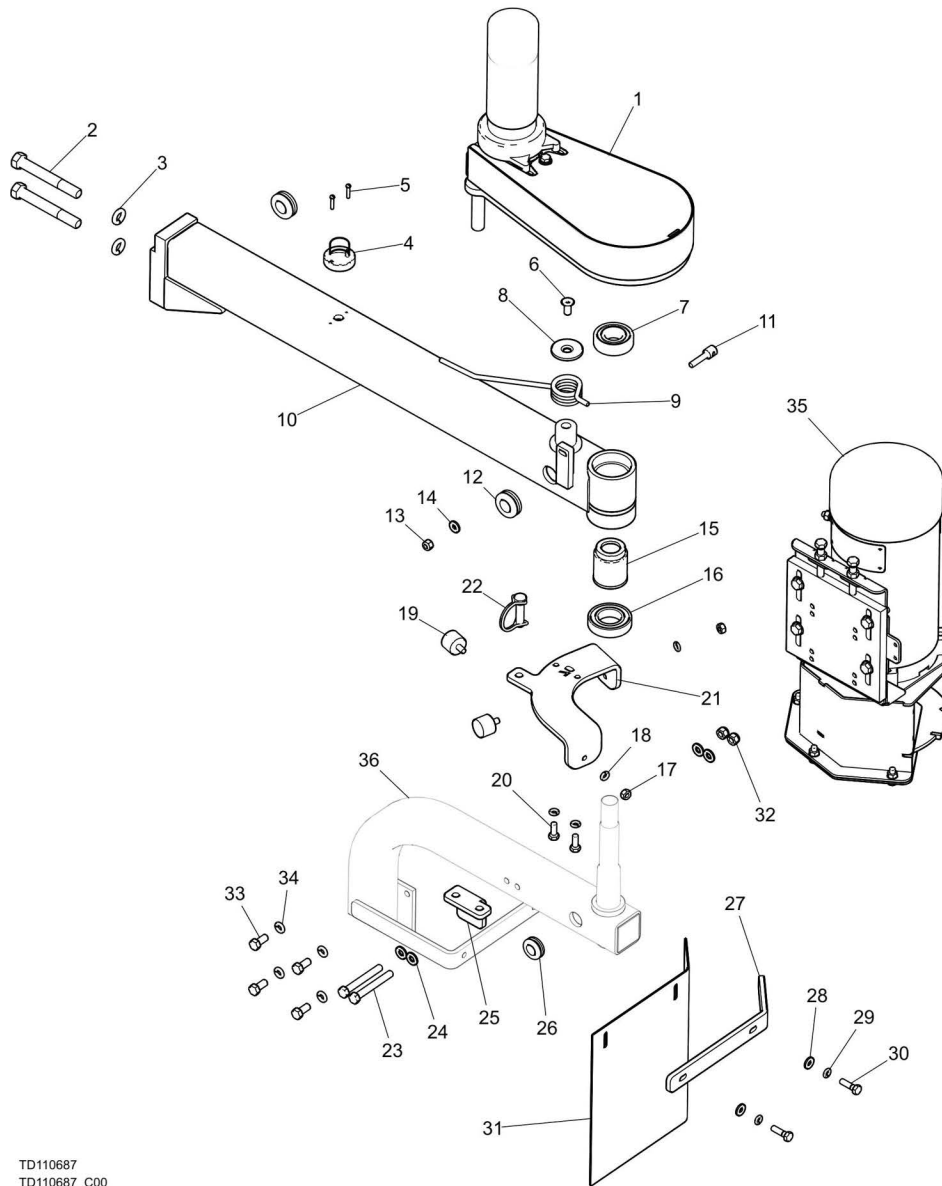
4.11 Sawdust Chute



REF	PART #	DESCRIPTION	COMMENTS	QTY.
1	034396	CHUTE WELDMENT, SAWDUST		1
2	F05007-118	BOLT, 3/8-16 X 3/4" HEX HEAD GRADE 5		2
3	F05010-10	NUT, 3/8-16 HEX NYLON LOCK		2
4	017829	TUBING, RUBBER SAWDUST		2
5	F05015-7	BOLT, #10-24 X 1/2" SELF-TAPPING		4

SECTION 5 DEBARKER

5.1 LT70 DC Mechanical Debarker



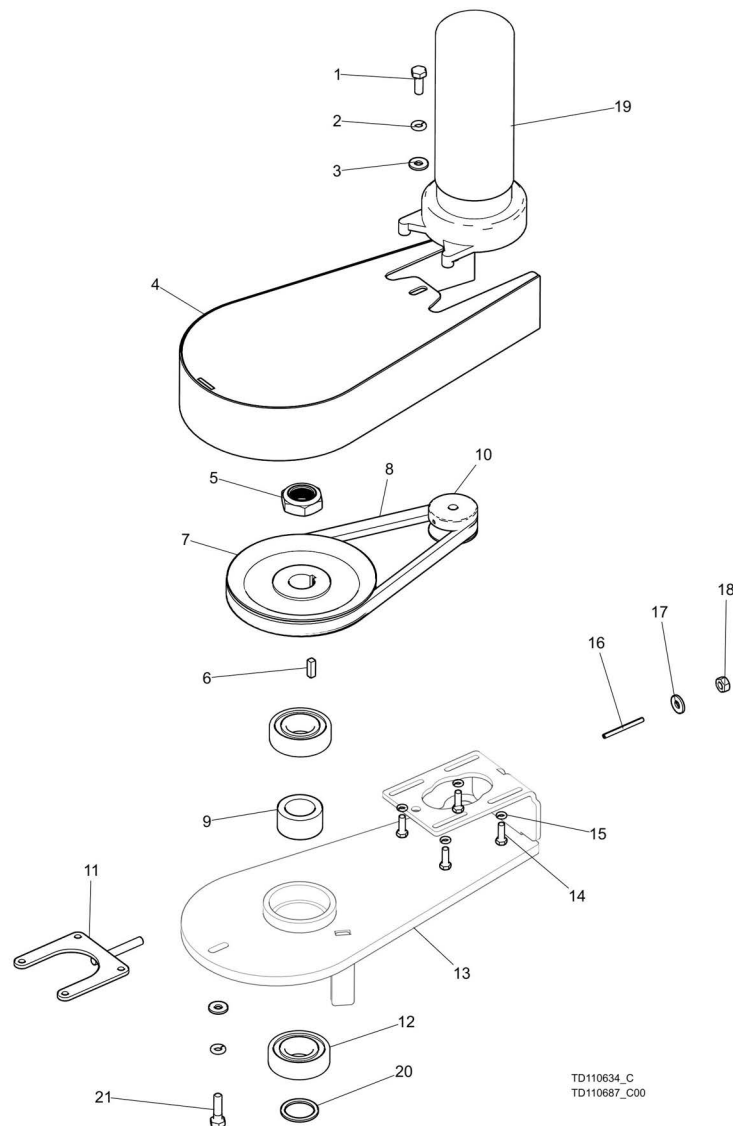
TD110687
TD110687_C00

REF	PART #	DESCRIPTION	COMMENTS	QTY.
	110687	Assy, LT70 Mechanical Debarker		1
	110687W	Assy, LT70 Wide Mechanical Debarker		1
1		LT70 upper Pivot With Lock	(See Section 5.2)	1
	110684	Assy, LT70 Debarker Mnt Arm		1
2	F05008-78	1/2-13 x 4 HHB GR5 ZINC		2
3	F05011-9	Washer, 1/2 Split Lock		2
4	073555	Lamp Assy, 180 Degree Amber Strobe		1
5	F05004-13	Bolt, #4-40x3/4 SI		2
6	F05006-95	Bolt, 5/16-18x3/4 FHS Zinc		1
7	087353	Bearing, 6205 2RS Ball		1

5 Debarker
LT70 DC Mechanical Debarker

REF	PART #	DESCRIPTION	COMMENTS	QTY.
8	076039	Washer, LT35 Torsion Spring		1
9	098605	Spring, Debarker Torsion		1
10	110613	Wldmnt, LT70 Debarker Mount Arm		1
11	076139	Bushing, Debarker Spring Retaining		1
12	025247	Grommet, Rubber 3/4 ID		2
13	F05010-69	Nut, 1/4-20 Nylock		1
14	F05011-11	Washer, 1/4 SAE Flat		1
15	110588	Tube, Long Bearing Spacer		1
16	036007	Bearing, R20-2RS		1
	074878	Assy, LT70 Debarker Pivot Stop		1
	074879	Assy, LT70 Wide Debarker Pivot Stop		1
17	F05010-63	Nut, 1/4-20 Free Hex		2
18	F05011-14	Washer, 1/4 Split Lock		4
19	065717	Bumper, 1x3/4 Hard Silicone Rubber		2
20	F05005-123	Bolt, 1/4-20x3/4 HH Gr5		2
21	076682	Plate, LT70 Debarker Pivot Stop		1
	076683	Plate, LT70 Wide Debarker Pivot Stop		1
22	046412	Pin, 3/8x1 3/8 Rnd Wire Lock		1
	110686	Assy, LT70 Debarker Pivot Arm		1
23	F05006-136	Bolt, 5/16-18x2 3/4 FT HH Gr5 Zinc		2
24	F05011-17	Washer, 5/16 SAE Flat		4
25	110616	Lock Brkt, Debarker Travel		1
26	033475	Grommet, 5/8 ID 3/16 GW Rubber		1
27	076749	Plate, Debarker Flex Guard Retaining		1
28	F05011-11	Washer, 1/4 SAE Flat		2
29	F05011-14	Washer, 1/4 Split Lock		2
30	F05005-38	Screw, 1/4-20x1 HHC		2
31	021232	Guard, Debarker Flex		1
32	F05010-58	Nut, 5/16-18 Nyl Lock		2
33	F05011-13	Washer, 5/16 Split Lock		4
34	F05006-5	Bolt, 5/16-18x3/4 HH Gr2		4
35	076677	Assy, LT70 Debarker Cutter Head	(See Section 5.3)	1
36	110685	Wldmnt, LT70 Debarker Pivot Arm		1

5.2 Upper Pivot With Lock

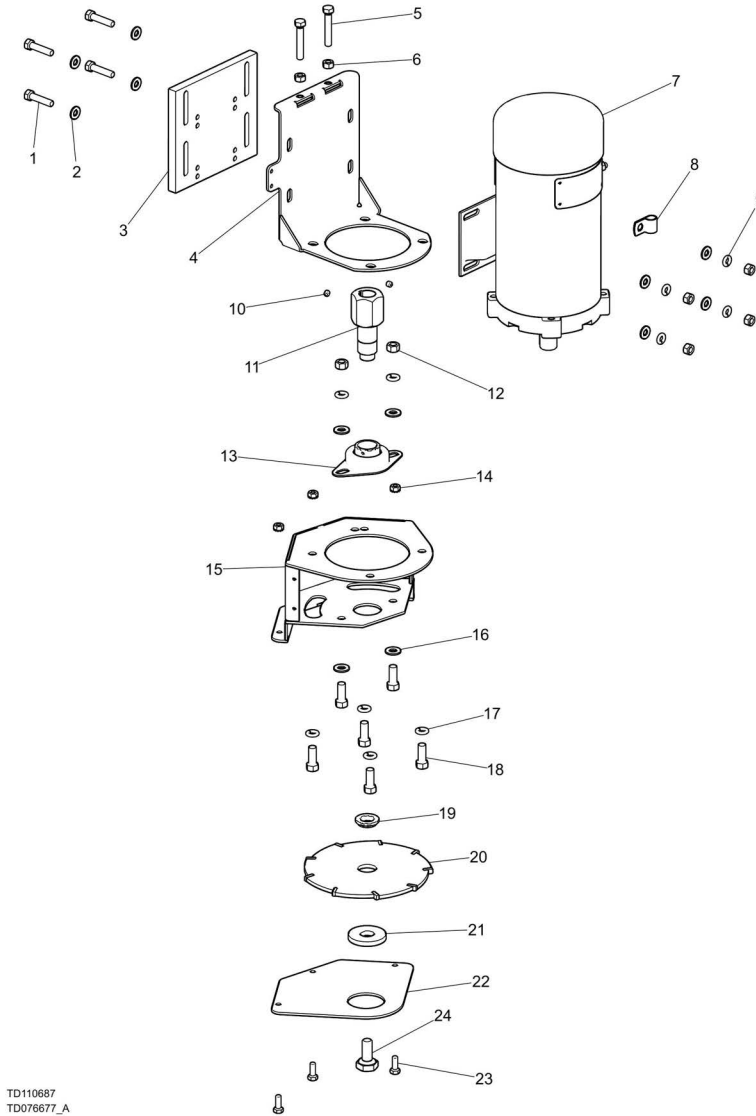


REF	PART #	DESCRIPTION	COMMENTS	QTY.
		LT70 UPPER PIVOT WITH LOCK		1
1	F05005-1	Bolt, 1/4-20x3/4 FT HHC		1
2	F05011-14	Washer, 1/4 Split Lock		2
3	F05011-11	Washer, 1/4 SAE Flat		2
4	076713	Wldmnt, LT70 Debarker Belt Guard		1
5	F05010-238	Nut, 7/8-14 Half Nylock		1
6	065214	Key, 3/16 Sq x 5/8		1
7	076798	Pulley, 5x7/8 A Groove		1
8	076689	Belt, AX22		1
	110634	Assy, LT70 Deb. Upper Pivot W/O Lock		1
9	076741	Tube, Short Bearing Spacer		1
10	076666	Sheave, LT70 Debarker Gearmotor		1
11	023637	Tensioner Wldmt, Gearmotor		1
12	087353	Bearing, 6205 2RS Ball		2
13	110635	Wldmnt, LT70 Deb. Upper Pivot W/O Lock		1

5 **Debarker**
Upper Pivot With Lock

REF	PART #	DESCRIPTION	COMMENTS	QTY.
14	F05004-152	Bolt, #10-32x5/8 HH		4
15	F05011-20	Washer, #10 Split Lock		4
16	F05012-102	Pin, 1/8x1 5/8 Roll Zinc		1
17	F05011-11	Washer, 1/4 SAE Flat		1
18	F05010-21	Nut, 1/4-20 Swaged		1
	114024	Motor Assy, Debarker In/Out w/Brake w/Di		1
19	110952	Motor, 1/15HP 34RPM 12VDC 98:1 W/Brake		1
20	076037	Shim, 1 ID 1-1/4 OD		1
21	F05005-101	BOLT, 1/4-20 X 1 HEX HEAD GR5		1

5.3 LT70 Debarker Cutter Head (DC)



TD110687
TD076677_A

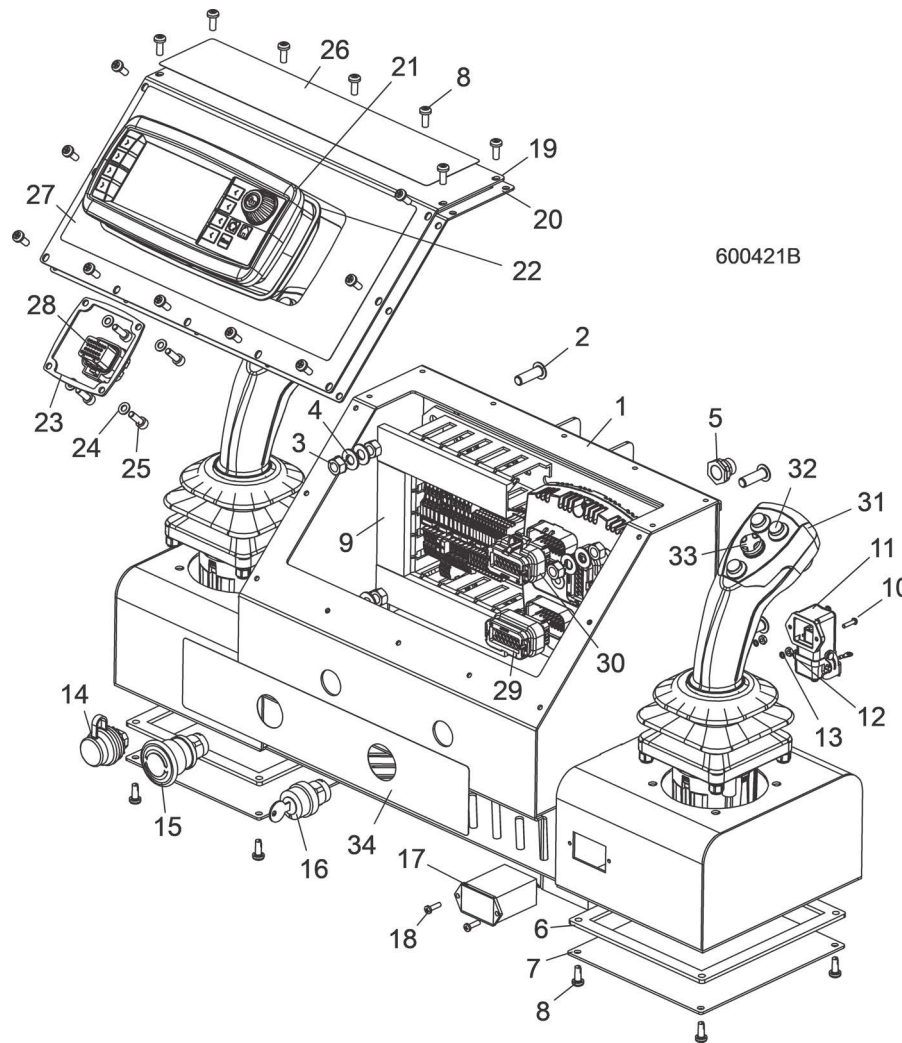
REF	PART #	DESCRIPTION	COMMENTS	QTY.
	076677	Assy, LT70 Debarker Cutter Head		1
1	F05006-2	Bolt, 5/16-18x1 1/2 HH FT		4
2	F05011-17	Washer, 5/16 SAE Flat		8
3	023620	Aluminum Plate, Motor Mnt		1
4	023622	Tensioner Weldment		1
5	F05006-13	Bolt, 5/16-18x2 HH FT		2
6	F05010-17	Nut, 5/16-18 Hex		6
7	023688	3/4 HP 12UDC TEFC Leeson, MKII		1
8	P07584	Clamp, 1/2EMT Coated		1
9	F05011-13	Washer, 5/16 Split Lock		4
10	F05005-105	1/4-28X1/4 Cup Point Set, B/O		2
11	074832	Mandrel, Debarker Blade		1
12	F05010-1	Nut, 3/8-16 Hex		2
13	023541	Bearing, 1 Flanged Mount		1

5 **Debarker**
LT70 Debarker Cutter Head (DC)

REF	PART #	DESCRIPTION	COMMENTS	QTY.
14	F05010-9	Nut, 1/4-20 Keps		3
15	076686	Wldmnt, LT70 Debarker Cutter Head		1
16	F05005-1	Bolt, 1/4-20x3/4 FT HHC		3
17	F05011-3	Washer, 3/8 Flat SAE		4
18	F05011-4	Washer, 3/8 Split Lock		6
19	F05007-7	Bolt, 3/8-16x1 HH		6
20	023632	Bushing, Blade Spacer		1
21	021236	Blade, 7in Dia (Debarker)		1
22	023737	Washer, Blade Bolt Lock		1
23	074833	Bolt, 1/2-20x1 1/4 HH Special		1
24	023629	Guard, Cutter Head Bottom		1
	024431	Decal, Disconnect Motor Leads Warning		1

SECTION 6 CONTROL & BATTERY BOXES

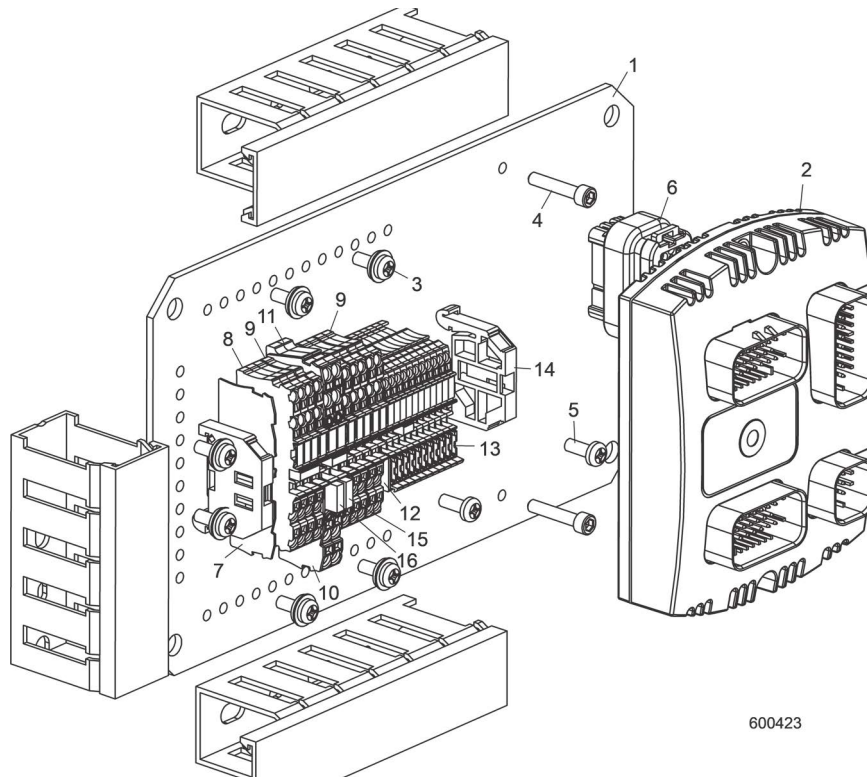
6.1 Control Assembly



REF	PART #	DESCRIPTION	COMMENTS	QTY.
	078019	CONTROL BOX ASSEMBLY, LT70HD		1
1	078020	Control Box, LT70 Hydraulic Operator		1
2	F05006-141	Bolt, 5/16-18 x 1" BHCS SS		4
3	F05010-20	Nut, 5/16-18 Keps		4
4	F05011-17	Washer, 5-16" SAE Flat		4
5	078039	Cable Assembly, LT70 Hydraulic Op CAN Port		1
6	053452	Gasket, DCS Operator Box Bottom		2
7	053338	Plate, DCS Joystick Access		2
8	F05015-17	Bolt, #10-24 x 1/2" Phillips Pan Head Type 23		24
9		LT70 Operator Insert Parts	See Section 6.2	
10	F05004-14	Screw, 4-40 x 1/2 SI Round Head Machine		2
11	078038	Harness Assembly, LT70 Hydraulic Op Int		1
12	F05010-43	Nut, #4-40 Hex		2
13	F05011-21	Washer, #4 Split Lock		2
14	078044	USB Assembly, LT70 Hydraulic Operator		1
15	068940	Push Button, Red ZB5		1

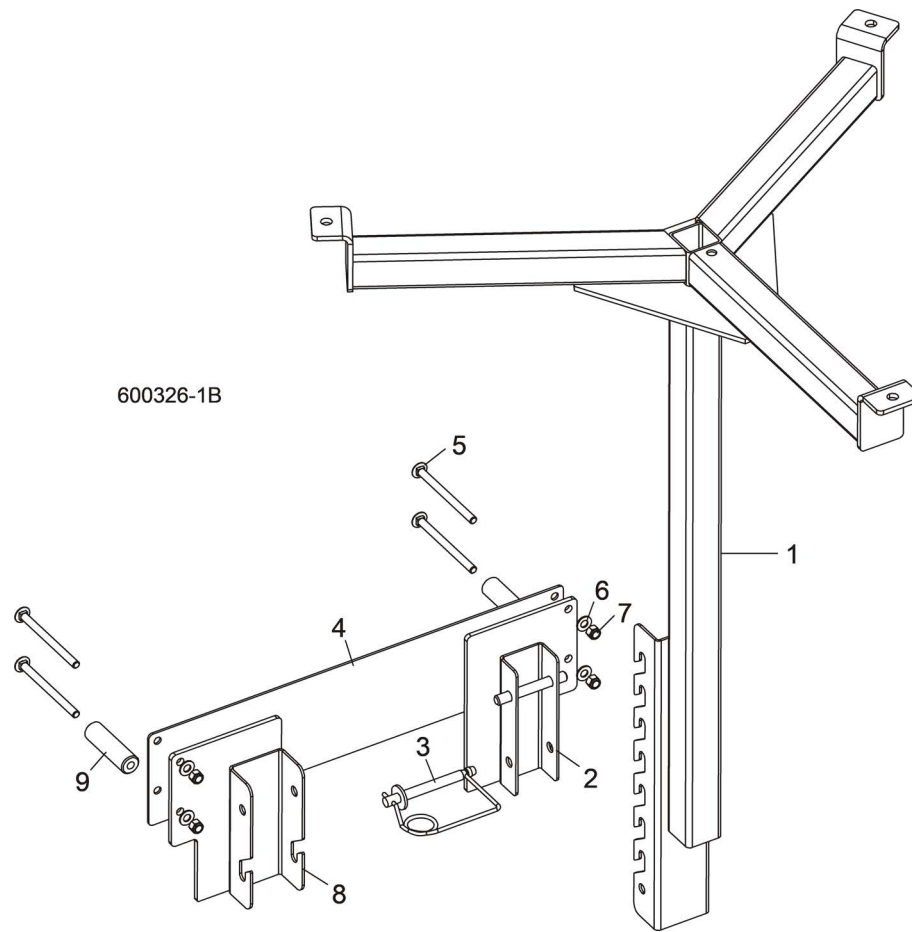
REF	PART #	DESCRIPTION	COMMENTS	QTY.
	068950	Switch Collar Assembly, Mount 1NC ZB5		1
16	068941	Switch, Key 3-Pos Mom R-C		1
	068950	Switch Collar Assembly, Mount 1NC ZB5		1
	068920	Switch Block, NO ZB5		1
17	015401	Hour Meter, Rectangular Mount w/Gasket		1
18	F05015-28	Screw, #6-32 x 1/2 Plain PH T23		2
	078036	Control Assembly, LT70 Hydraulic HMI		1
19	078034	Plate, LT70 Hydraulic Operator HMI		1
20	069393	Gasket, DCS Front Panel		1
21	078031-9	HMI Assembly, LT70 Hydraulic	Replaced 078031-8 after 4/12/22 per ECN 38496	1
	078031-8	HMI Assembly, LT70 Hydraulic		1
22	078035	HMI Mount, Wachenforff A3S		1
23	078037	Plate, LT70 Hydraulic HMI Spacer		1
24	F81052-1	Washer, M5 Flat		4
25	F05004-259	Screw, M5-0.8 x 16mm SHCS SS PK/50		4
26	062565	Decal, DCS Operator Control Warnings		1
27	078132	Decal, LT70 Hydraulic HMI		1
28	078041	Harness Assembly, LT70 Hydraulic HMI		1
29	078117	Harness Assembly, LT70 Hydraulic ECU3 P1		1
30	078118	Harness Assembly, LT70 Hydraulic ECU3 P2		1
	078119	Harness Assembly, LT70 Hydraulic ECU3 P3		1
	078123	Cable Assembly, LT70 Hydraulic Op to Bed		1
31	078360	Joystick, 4-Button w/4-Way Switch		2
32	061192	Button, Joystick Press		4
33	061193	Button, Joystick 4-Way Directional		1
34	078133	Decal, LT70 Operator Front Panel (E-Stop and Key Switch)		1
	025903	PIN, DCS CONTROL LOCKING		1

6.2 Control Box Insert Assembly



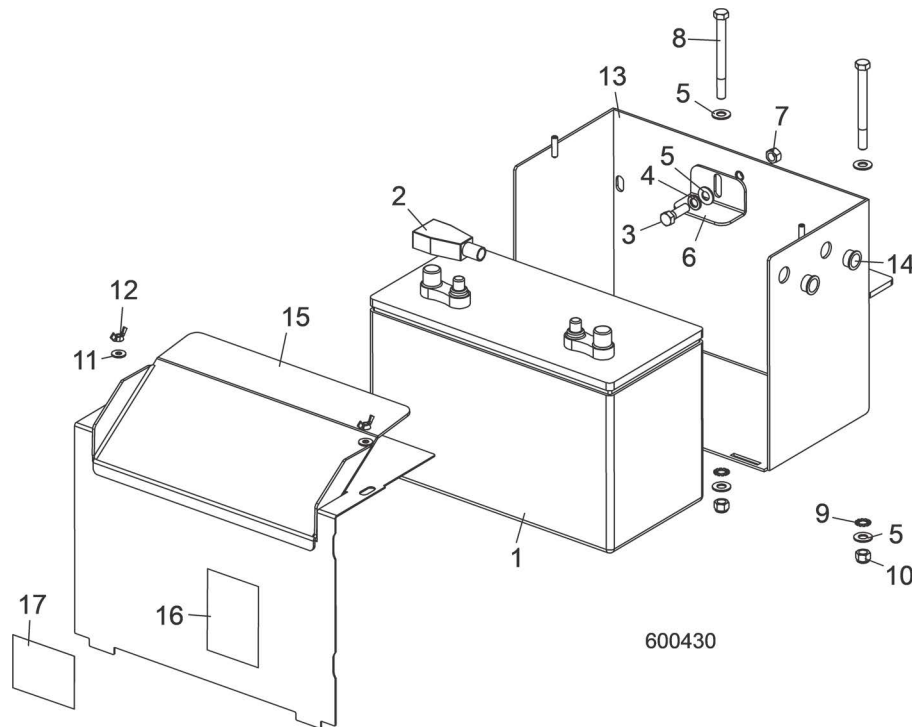
REF	PART #	DESCRIPTION	COMMENTS	QTY.
	078027	INSERT ASSEMBLY, LT70 HYDRAULIC OPERATOR		1
1	078026	Insert LT70 Hydraulic Control		1
2	078029-4	ECU Assembly, LT70 Hydraulic Operator		1
3	F05004-186	Screw, #10-24 x 1/2" Phillips		4
4	F05004-2	Bolt, 10-24 x 1" BO SHC		2
5	F05015-17	Bolt, #10-24 x 1/2" Pan Head		2
6	078072	Connector, AmpSeal 23-Pin Black		1
7	068105	Terminal Block, 4Pos 1.5mm End Plate		5
8	068104	Terminal Block, 4Pos 1.5mm GND Clamp		3
9	068103	Terminal Block, 4Pos 1.5mm Com Clamp		1
10	068139	Terminal Block, Fuse Mini 12V 4Pos End		1
11	068138	Terminal Block, Fuse Mini 12V 4Pos Clamp		2
12	068127	Terminal Block, 1C/1P 1.5mm End Plate		1
13	068126	Terminal Block, 1C/1P 1.5mm Carrier		11
14	051986	Din Clamp, Screwless		2
15	024317-2	Fuse, 2A Mini Blade Grey		1
16	024317-10	Fuse, 10A Mini Blade Red		1

6.3 Control Box Stand & Travel Brackets



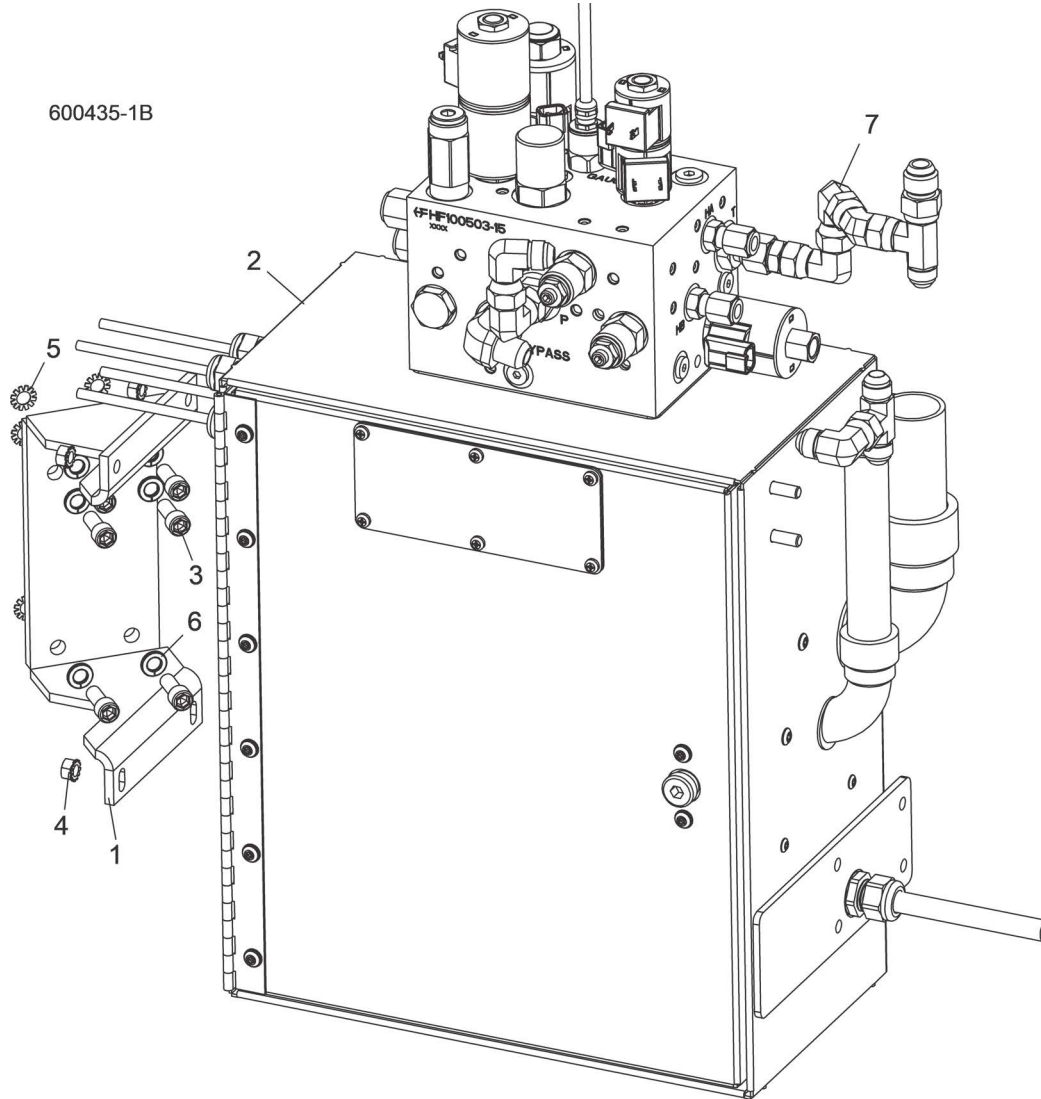
REF	PART #	DESCRIPTION	COMMENTS	QTY.
1	025682	STAND WELDMENT, DCS REMOTE		1
2	025874	BRACKET WELDMENT, DCS STAND TRAVEL		1
3	025903	PIN, DCS CONTROL LOCKING		1
4	017848	PLATE, HYDRAULIC ACCESS COVER		1
5	F05007-113	BOLT, 3/8-16 X 5" CARRIAGE HEAD		4
6	F05011-3	WASHER, 3/8" SAE FLAT		4
7	F05010-10	NUT, 3/8-16 HEX NYLON LOCK		4
8	025873	BRACKET WELDMENT, DCS CONTROL TRAVEL		1
9	065167	BUSHING, 13/32" X 1" X 3 1/2" UHMW		2

6.4 Battery Box Assembly



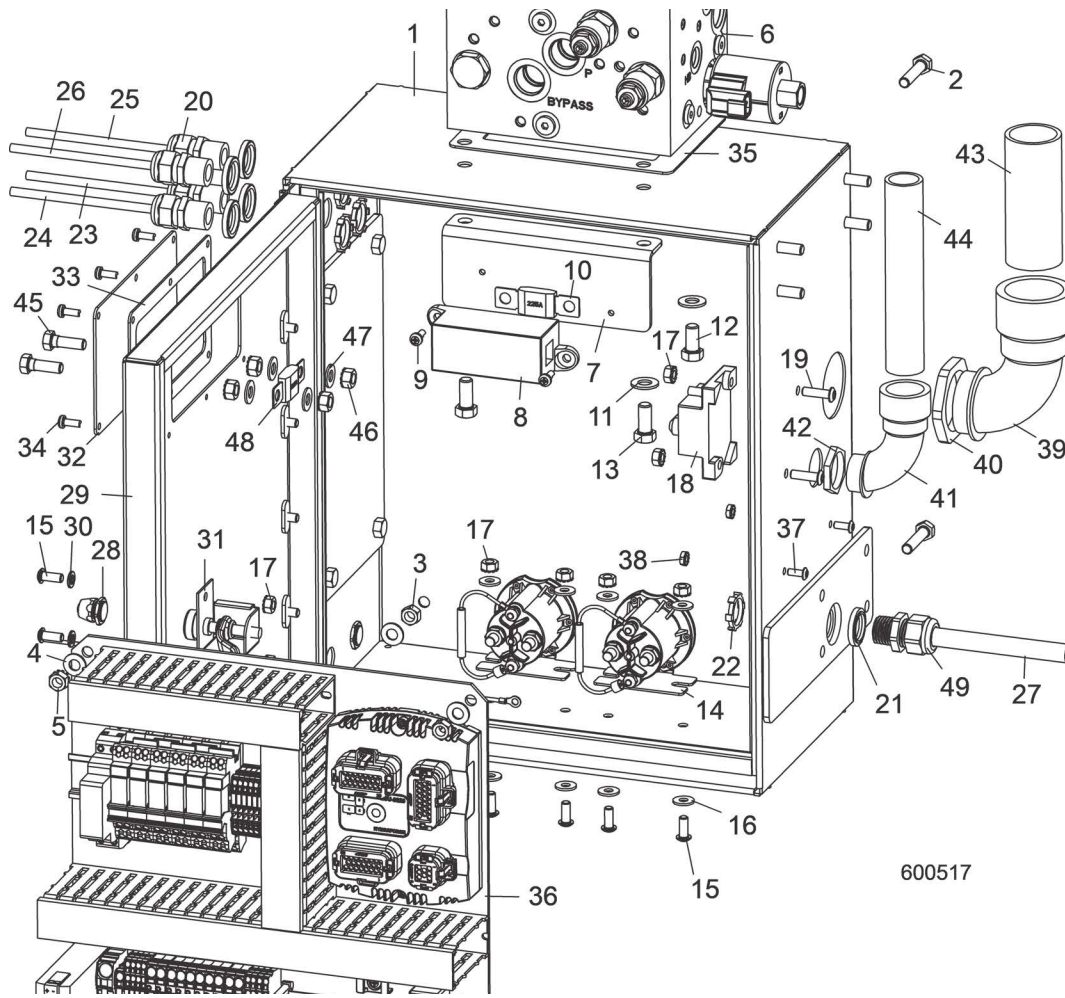
REF	PART #	DESCRIPTION	COMMENTS	QTY.
	074481	BOX ASSEMBLY, LT70 DCS BATTERY		1
1	025841	Battery, 12 Volt 8A31DTM AGM		1
2	P11946	Boot, Battery Terminal Red		1
3	F05007-2	Bolt, 3/8-16 x 1 1/4" Hex Head		1
4	F05011-4	Washer, 3/8" Split Lock		1
5	F05011-3	Washer, 3/8" SAE Flat		5
6	017725	Bracket, Battery Hold-Down		1
7	F05010-25	Nut, 3/8-16 Hex Lock		1
8	F05007-4	Bolt, 3/8-16 x 4" Hex Head		2
9	F05011-36	Washer, 3/8" External Star Lock		2
10	F05010-10	Nut, 3/8" Hex Nylon Lock		2
11	F05011-11	Washer, 1/4" SAE Flat		2
12	F05010-13	Nut, 1/4-20 Wing		2
13	074482	Box Weldment, LT70 Hydraulic Battery		1
14	053455	Grommet, 5/8" ID Nylon		2
15	033976	Lid Weldment, Battery Box		1
16	P10364	Decal, 12 Volt Warning		1
17	014774	DECAL, BATTERY BOX LID CAUTION		1

6.5 Power Box Control Assembly



REF	PART #	DESCRIPTION	COMMENTS	QTY.
	074580	CONTROL ASSEMBLY, LT70 HYDRAULIC HEAD (INSTALLED) (U.S.)		1
1	015184	Mount Weldment, Junction Box		1
2		Hydraulic Power Box Parts	See Section 6.6	
3	F05007-52	Screw, 3/8-16 x 1" SHC Zinc & Bake		6
4	F05010-20	Nut, 5/16-18 Keps		4
5	F05011-36	Washer, 3/8" Star External		6
6	F05011-4	Washer, 3/8" Split Lock		6
7		Power Box Manifold Parts	See Section 9.1	

6.6 Power Box Assembly (U.S. Only)

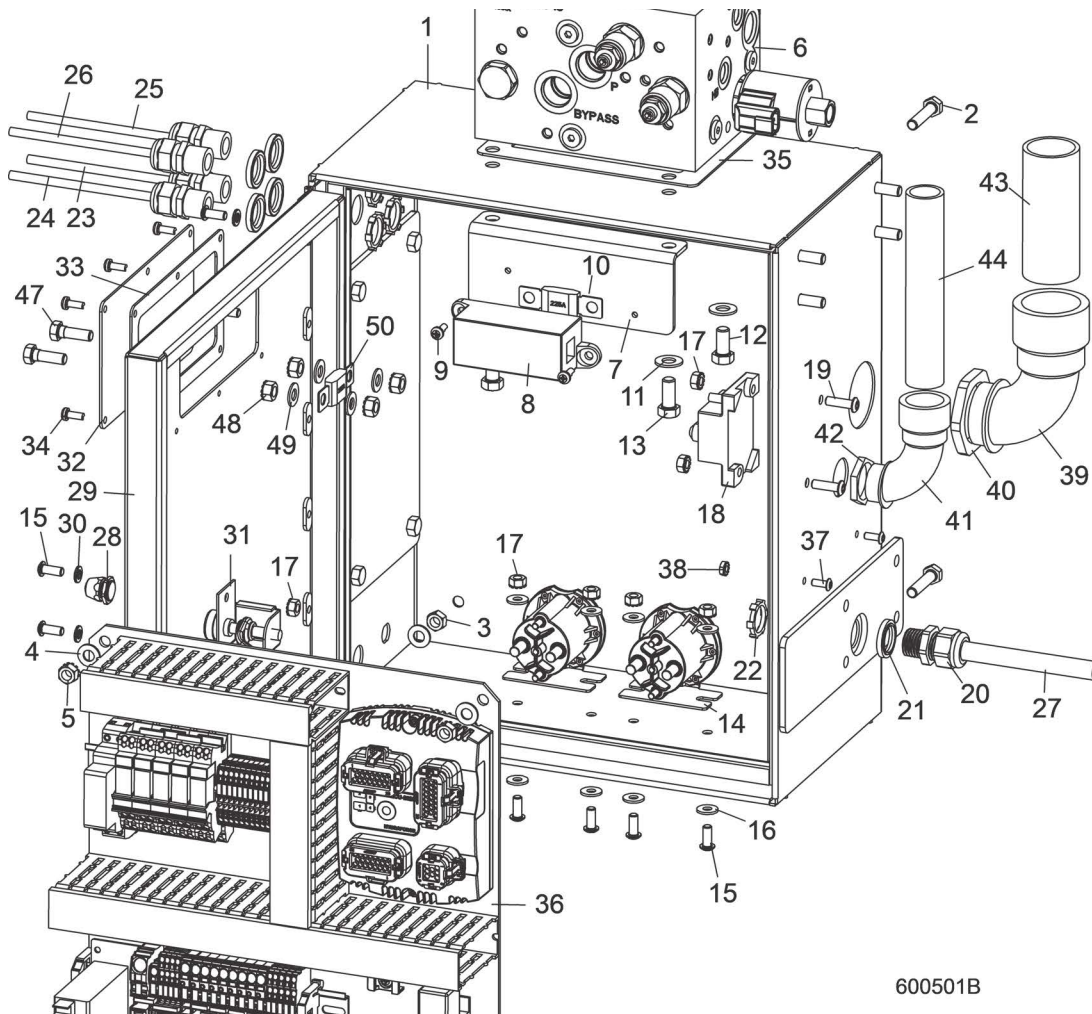


REF	PART #	DESCRIPTION	COMMENTS	QTY.
	078425	CONTROL ASSEMBLY, LT70 HYDRAULIC DISTRIBUTION (TIER 4)	US Only	1
1	068238	Control Box, LT70 Hydraulic Head		1
2	F05006-119	Bolt, 5/16-18 x 1 1/2" Hex Head Full Thread SS 18-8		4
3	F05010-17	Nut, 5/16-18 Hex		4
4	F05011-17	Washer, 5/16" SAE Flat		8
5	F05010-20	Nut, 5/16-18 Keps		4
6	075212-1	LT70 Hydraulic Head Control Manifold Parts	See Section 9.2	1
	078014	Fuse Assembly, LT70 Hydraulic Head		1
7	078013	Plate, LT70 Hydraulic Fuse		1
8	052371	Fuseholder, Mega Fuse		1
9	F05015-17	Bolt, #10-24 x 1/2" Ph Pan Hydraulic Type 23		2
10	053339	Fuse, 225A 32V Mega		1
11	F05011-3	Washer, 3/8" SAE Flat		4
12	F05007-118	Bolt, 3/8-16 x 3/4" Hex Head Grade 5		2
13	F05007-185	Bolt, 3/8-16 x 7/8" Hex Head Grade 5		2
14	078091	Solenoid, 150A 12 SPST Cont. Duty IP66		2
15	F05005-128	Screw, 1/4-20 x 5/8" BHSC SS Gr2		12
16	F05011-11	Washer, 1/4" SAE Flat		8
17	F05010-9	Nut, 1/4-20 Keps		8
	015426	Diode Assembly, Solenoid Coil Chassis GND		2

6 Control & Battery Boxes
Power Box Assembly (U.S. Only)

REF	PART #	DESCRIPTION	COMMENTS	QTY.
18	053441	Breaker, 80A Hi-Amp Surface Mount		1
19	F05005-169	Bolt, 1/4-20 x 7/8" BHCS SS		2
20	051299	Connector, 1/2" NPT .17-.47		4
21	E20460	Ring, 1/2" Sealing		5
22	E20461	Nut, 1/2" NPT Connector Lock		5
23	078098	Cable Assembly, LT70 Hydraulic Feed Dir Sol		1
24	078099	Cable Assembly, LT70 Hydraulic Head Dir Sol		1
25	078200	Cable Assembly, LT70 Hydraulic Pressure/Relief		1
26	078199	Cable Assembly, Feed/Up/Down Prop		1
27	078006	Cable Assembly, LT70 Hydraulic CAN to Bed		1
28	078069	Cable Assembly, LT70 Hydraulic Transducer Int.		1
29	079292	Door Weldment, LT70 Super Hydraulic Head Control		1
30	F05011-14	Washer, 1/4 Split Lock		8
31	P20048	Latch, Electric Box Door		1
32	079289	Plate, LT70 Super Hydraulic Fuse Cover		1
33	079290	Seal, LT70 Super Hydraulic Fuse Cover		1
34	F05015-17	Bolt, #10-24x1/2 Ph Pan Hydraulic Type 23		6
35	068243	Seal, LT70 Hydraulic Manifold Base		1
36	078424	Power Box Insert Parts (Tier 4 - U.S. Only)	See Section 6.10	1
37	F05004-196	Screw, 10-24 x 1/2" BSHS Stainless Steel		2
38	F05010-14	Nut, #10-24 Keps		2
39	078120	Connector, 36mm KME 90 Elbow IP68		1
40	052324	Lock Nut, 36mm Polymer		1
41	078008	Connector, 23mm KME 90 Elbow IP68		1
42	052562	Nut, PG21		1
43	078429	Harness Assembly, LT70 Hydraulic Eng A Tier4		1
44	078430	Harness Assembly, LT70 Hydraulic Eng B Tier4		1
45	F05006-1	Bolt, 5/16-18x1 HH		2
46	F05010-20	Nut, 5/16-18 Keps		4
47	F05011-17	Washer, 5/16 SAE Flat		4
48	053339	Fuse, 225A 32V Mega		1
49	078130	Connector, 1/2" NPT .23-.546 Cord Grip		1

6.7 Power Box Assembly (International Only)



600501B

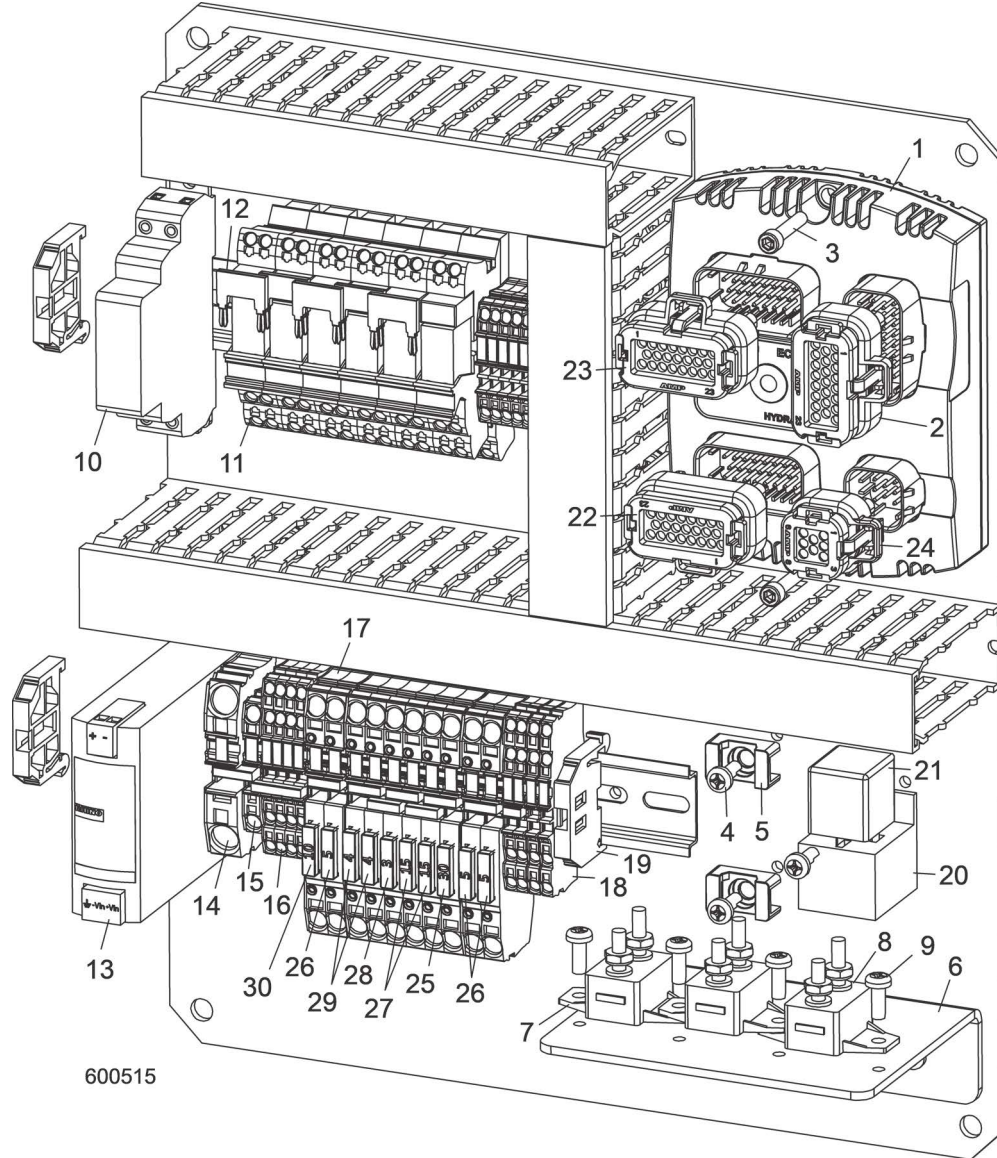
REF	PART #	DESCRIPTION	COMMENTS	QTY.
	078136	CONTROL ASSEMBLY, LT70 HYDRAULIC HEAD	INTERNATIONAL	1
1	068238	Control Box, LT70 Hydraulic Head		1
2	F05006-119	Bolt, 5/16-18 x 1 1/2" Hex Head Full Thread SS 18-8		4
3	F05010-17	Nut, 5/16-18 Hex		4
4	F05011-17	Washer, 5/16" SAE Flat		8
5	F05010-20	Nut, 5/16-18 Keps		4
6	075212-1	LT70 Hydraulic Head Control Manifold Parts	See Section 9.2	1
	078014	Fuse Assembly, LT70 Hydraulic Head		1
7	078013	Plate, LT70 Hydraulic Fuse		1
8	052371	Fuseholder, Mega Fuse		1
9	F05015-17	Bolt, #10-24 x 1/2" Ph Pan Hydraulic Type 23		2
10	053339	Fuse, 225A 32V Mega		1
11	F05011-3	Washer, 3/8" SAE Flat		4
12	F05007-118	Bolt, 3/8-16 x 3/4" Hex Head Grade 5		2
13	F05007-185	Bolt, 3/8-16 x 7/8" Hex Head Grade 5		2
14	078091	Solenoid, 150A 12 SPST Cont. Duty IP66		2
15	F05005-128	Screw, 1/4-20 x 5/8" BHSC SS Gr2		12
16	F05011-11	Washer, 1/4" SAE Flat		8
17	F05010-9	Nut, 1/4-20 Keps		8
	015426	Diode Assembly, Solenoid Coil Chassis GND		2

6 Control & Battery Boxes

Power Box Assembly (International Only)

REF	PART #	DESCRIPTION	COMMENTS	QTY.
18	053441	Breaker, 80A Hi-Amp Surface Mount		1
19	F05005-169	Bolt, 1/4-20 x 7/8" BHCS SS		2
20	078130	Connector, 1/2" NPT .23-.546 Cord Grip		5
21	E20460	Ring, 1/2" Sealing		5
22	E20461	Nut, 1/2" NPT Connector Lock		5
23	078098	Cable Assembly, LT70 Hydraulic Feed Dir Sol		1
24	078099	Cable Assembly, LT70 Hydraulic Head Dir Sol		1
25	078200	Cable Assembly, LT70 Hydraulic Pressure/Relief		1
26	078199	Cable Assembly, Feed/Up/Down Prop		1
27	078006	Cable Assembly, LT70 Hydraulic CAN to Bed		1
28	078069	Cable Assembly, LT70 Hydraulic Transducer Int.		1
29	079292	Door Weldment, LT70 Super Hydraulic Head Control		1
30	F05011-14	Washer, 1/4 Split Lock		8
31	P20048	Latch, Electric Box Door		1
32	079289	Plate, LT70 Super Hydraulic Fuse Cover		1
33	079290	Seal, LT70 Super Hydraulic Fuse Cover		1
34	F05015-17	Bolt, #10-24x1/2 Ph Pan Hydraulic Type 23		6
35	068243	Seal, LT70 Hydraulic Manifold Base		1
36	078137	Power Box Insert Parts (International Only)	See Section 6.11	1
37	F05004-196	Screw, 10-24 x 1/2" BSHS Stainless Steel		2
38	F05010-14	Nut, #10-24 Keps		2
39	078120	Connector, 36mm KME 90 Elbow IP68		1
40	052324	Lock Nut, 36mm Polymer		1
41	078008	Connector, 23mm KME 90 Elbow IP68		1
42	052562	Nut, PG21		1
43	078139	Harness Assembly, LT70 Hydraulic International Eng A		1
44	078140	Harness Assembly, LT70 Hydraulic International Eng B		1
45	F05006-1	Bolt, 5/16-18x1 HH		2
46	F05010-20	Nut, 5/16-18 Keps		4
47	F05011-17	Washer, 5/16 SAE Flat		4
48	053339	Fuse, 225A 32V Mega		1

6.8 Power Box Insert Assembly (US Only)

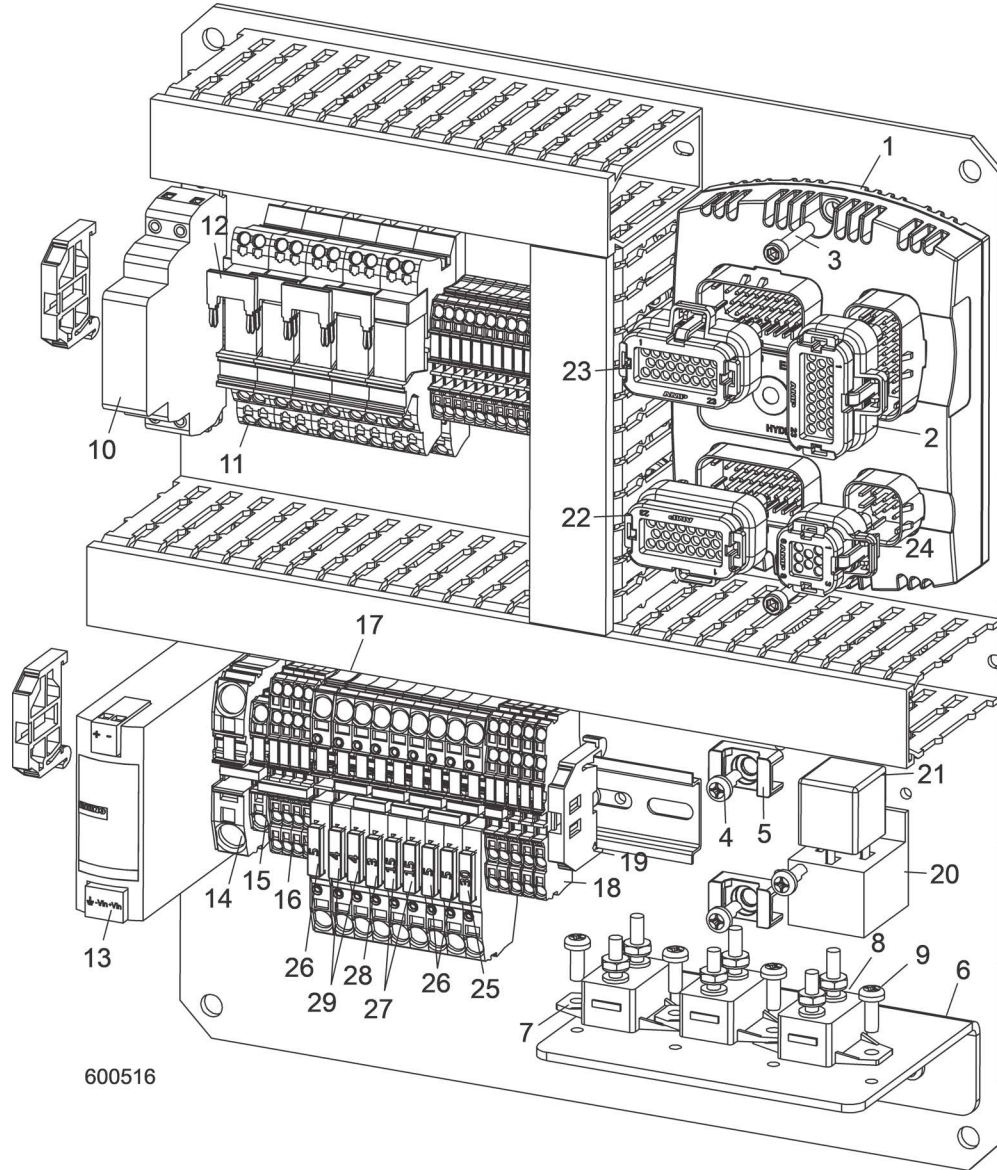


REF	PART #	DESCRIPTION	COMMENTS	QTY.
	078424	INSERT ASSEMBLY, LT70 HYDRAULIC HEAD CONTROL (TIER 4)		1
1	078028-8	ECU Assembly, LT70 Hydraulic Head	Replaced 078028-7 after 4/12/22 per ECN 38496	1
	078028-7	ECU Assembly, LT70 Hydraulic Head		1
2	078072	Connector, AmpSeal 23-Pin Black		1
3	F05004-2	Bolt, 10-24 x 1" BO SHC		2
4	F05015-17	Bolt, #10-24 x 1/2" Ph Pan Hydraulic Type 23		7
5	F05089-12	Anchor, M6 Screw Mount Tie Wrap		2
	078000	Breaker Assembly, LT70 Hydraulic Head		1
6	068297	Plate, LT70 Hydraulic Breaker		1
7	053464	Breaker, 10A Manual Reset		1
8	053464	Breaker, 10A Manual Reset		2
9	F05015-17	Bolt, #10-24x1/2 Ph Pan Hydraulic Type 23		4
10	069943	Relay, Solid State 8A DIN		1
11	078121	Relay, 1CO 12VDC 16A Clamp DIN		6

6 **Control & Battery Boxes**
Power Box Insert Assembly (US Only)

REF	PART #	DESCRIPTION	COMMENTS	QTY.
12	078122	Relay, 2Pos Jumper Wago 788		5
13	078427	Converter, 12VDC to 24VDC 25W 1A		1
14	068111	Terminal Block, 2 Pos 16mm GND Clamp		1
15	068107	Terminal Block, 2Pos 4mm GND Clamp		1
16	068104	Terminal Block, 4Pos 1.5mm GND Clamp		4
17	068122	Terminal Block, Fuse Auto 12V Ind Clamp		10
18	068103	Terminal Block, 4Pos 1.5mm Com Clamp		4
19	051986	Din Clamp, Screwless		4
20	050033	Socket, Plug Relay		1
21	051335	Relay, ISO 12V Coil w/Diode		1
22	078095	Harness Assembly, LT70 Hydraulic ECU1 P1		1
23	078096	Harness Assembly, LT70 Hydraulic ECU1 P2		1
24	078097	Harness Assembly, LT70 Hydraulic ECU1 P4		1
25	024150-30	Fuse, 30A ATO Blade Green		1
26	024150-5	Fuse, 5A ATO Blade Tan		3
27	024150-15	Fuse, 15A ATO Blade Blue		2
28	024150-3	Fuse, 3A ATO Blade Purple		1
29	024150-4	Fuse, 4A ATO Blade Pink		2
30	024150-10	Fuse, 10A ATO Blade Red		1

6.9 Power Box Insert Assembly (International Only)

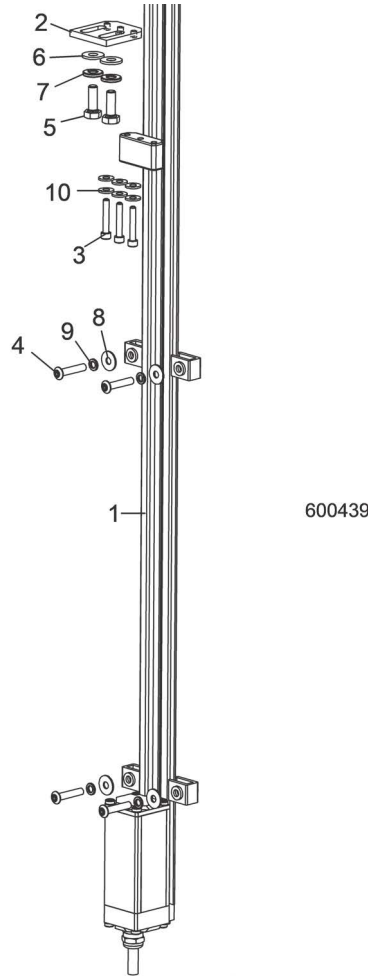


REF	PART #	DESCRIPTION	COMMENTS	QTY.
	078137	INSERT ASSEMBLY, LT70 HYDRAULIC HEAD CONTROL (TIER 2)		1
1	078028-8	ECU Assembly, LT70 Hydraulic Head	Replaced 078028-7 after 4/12/22 per ECN 38496	1
	078028-7	ECU Assembly, LT70 Hydraulic Head		1
2	078072	Connector, AmpSeal 23-Pin Black		1
3	F05004-2	Bolt, 10-24 x 1" BO SHC		2
4	F05015-17	Bolt, #10-24 x 1/2" Ph Pan Hydraulic Type 23		7
5	F05089-12	Anchor, M6 Screw Mount Tie Wrap		2
	078000	Breaker Assembly, LT70 Hydraulic Head		1
6	068297	Plate, LT70 Hydraulic Breaker		1
7	053464	Breaker, 10A Manual Reset		1
8	053464	Breaker, 10A Manual Reset		2
9	F05015-17	Bolt, #10-24x1/2 Ph Pan Hydraulic Type 23		4
10	069943	Relay, Solid State 8A DIN		1

6 **Control & Battery Boxes**
Power Box Insert Assembly (International Only)

REF	PART #	DESCRIPTION	COMMENTS	QTY.
11	078121	Relay, 1CO 12VDC 16A Clamp DIN		5
12	078122	Relay, 2Pos Jumper Wago 788		4
13	078427	Converter, 12VDC to 24VDC 25W 1A		1
14	068111	Terminal Block, 2 Pos 16mm GND Clamp		1
15	068107	Terminal Block, 2Pos 4mm GND Clamp		1
16	068104	Terminal Block, 4Pos 1.5mm GND Clamp		4
17	068122	Terminal Block, Fuse Auto 12V Ind Clamp		9
18	068103	Terminal Block, 4Pos 1.5mm Com Clamp		5
19	051986	Din Clamp, Screwless		4
20	050033	Socket, Plug Relay		1
21	051335	Relay, ISO 12V Coil w/Diode		1
22	078095	Harness Assembly, LT70 Hydraulic ECU1 P1		1
23	078096	Harness Assembly, LT70 Hydraulic ECU1 P2		1
24	078097	Harness Assembly, LT70 Hydraulic ECU1 P4		1
25	024150-30	Fuse, 30A ATO Blade Green		1
26	024150-5	Fuse, 5A ATO Blade Tan		3
27	024150-15	Fuse, 15A ATO Blade Blue		2
28	024150-3	Fuse, 3A ATO Blade Purple		1
29	024150-4	Fuse, 4A ATO Blade Pink		2

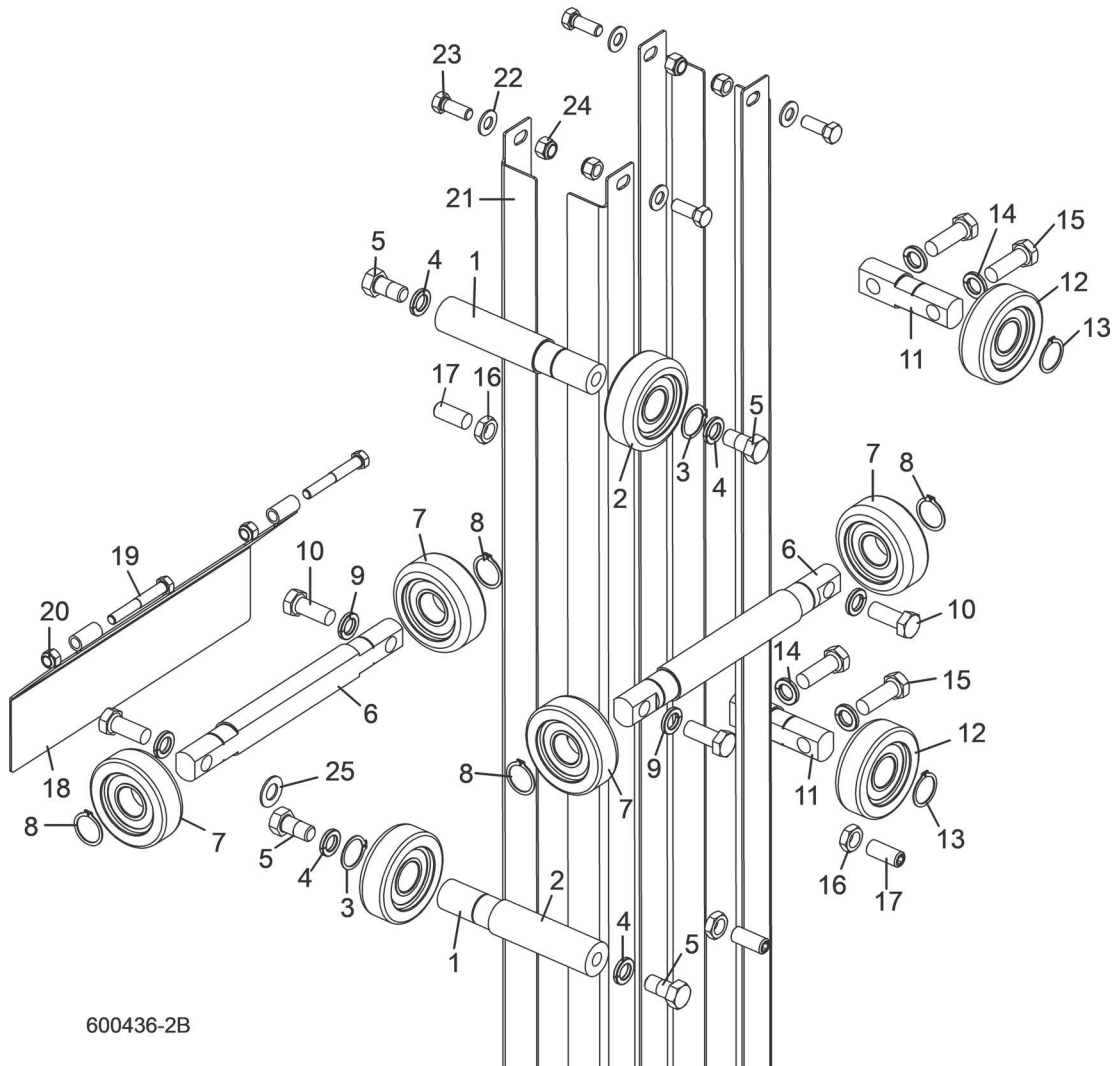
6.10 Transducer Assembly



REF	PART #	DESCRIPTION	COMMENTS	QTY.
	074573	TRANSDUCER ASSEMBLY, LT70 HYDRAULIC MILL	Available in assemblies only.	1
1	074571	Transducer, 36" Micropulse 4-20mA		1
	061347	Sensor Connector, PG9, Eurofast, M12, PI		1
2	078124	Plate, Transducer Magnet Mount		1
3	F05004-295	Screw, 8-32 x 1" SHC Brass		3
4	F05004-43	Screw, 10-24 x 1" SBHC		8
5	F05005-1	Bolt, 1/4-20 x 3/4" Full Thread Hex Head Cap		2
6	F05011-11	Washer, 1/4" SAE Flat		2
7	F05011-14	Washer, 1/4" Split Lock		2
8	F05011-18	Washer, #10 SAE Flat		8
9	F05011-20	Washer, #10 Split Lock		8
10	F05011-41	Washer, #8 SAE Flat		6

SECTION 7 UP/DOWN SYSTEM

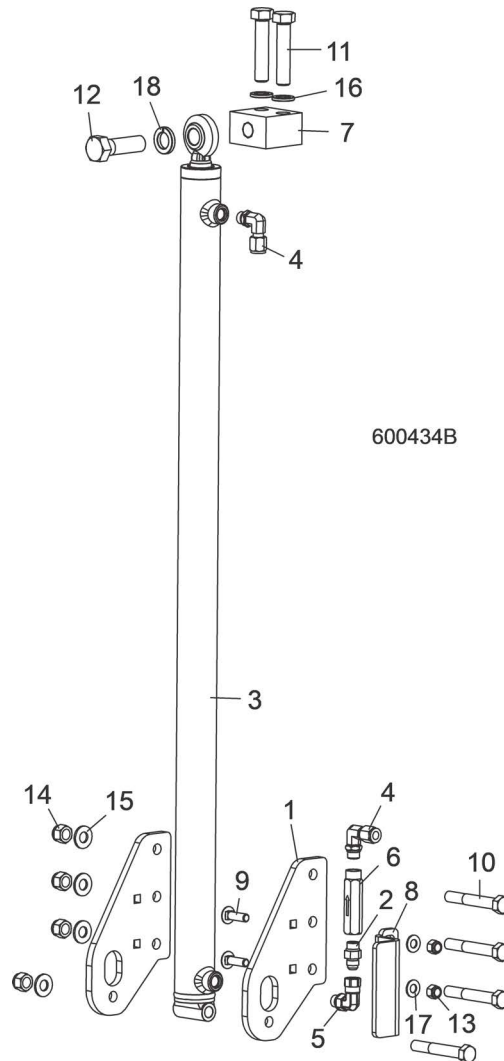
7.1 Up/Down Rollers & Covers



REF	PART #	DESCRIPTION	COMMENTS	QTY.
	034339	ROLLER ASSEMBLY, INSIDE UP/DOWN		2
1	033855	Shaft, Inside Up/Down Roller		1
2	023857	Bearing, MG305DDA		1
3	F04254-15	Ring, 1" Outside Retaining		1
4	F05011-9	Washer, 1/2" Split Lock		2
5	F05008-50	Bolt, 1/2-13 x 1" Hex Head Grade 2		2
	034337	ROLLER ASSEMBLY, LONG UP/DOWN		2
6	033853	Shaft, Long Up/Down Roller		1
7	023857	Bearing, MG305DDA		2
8	F04254-15	Ring, 1" Outside Retaining		2
9	F05011-9	Washer, 1/2" Split Lock		2
10	F05008-37	Bolt, 1/2-13 x 1 1/4" Hex Head Grade 5		2
	034338	ROLLER ASSEMBLY, SHORT UP/DOWN		2
11	033854	Shaft, Short Up/Down Roller		1

REF	PART #	DESCRIPTION	COMMENTS	QTY.
12	023857	Bearing, MG305DDA		1
13	F04254-15	Ring, 1" Outside Retaining		1
14	F05011-9	Washer, 1/2" Split Lock		2
15	F05008-33	Bolt, 1/2-13 x 1 1/2" Hex Head Grade 5		2
16	F05010-31	NUT, 1/2-13 HEX JAM		4
17	F05008-18	SCREW, 1/2-13 X 1 1/4" BRASS TIP SET		4
18	034277	COVER WELDMENT, LOWER UP/DOWN ROLLER		1
19	F05006-80	BOLT, 5/16-18 X 2 1/2" HEX HEAD GRADE 5		2
20	F05010-58	NUT, 5/16-18 NYLON LOCK		2
21	033827	ANGLE, MAST TUBE STAINLESS		4
22	F05011-3	WASHER, 3/8" SAE FLAT		8
23	F05007-87	BOLT, 3/8-16 X 1" HEX HEAD GRADE 5		4
24	F05010-10	NUT, 3/8-16 NYLON LOCK		6
25	074563	WASHER, .53 X 1.00 X .06		1
	F05007-5	BOLT, 3/8-16 X 5" HEX HEAD (BOTTOM OF MAST)		2

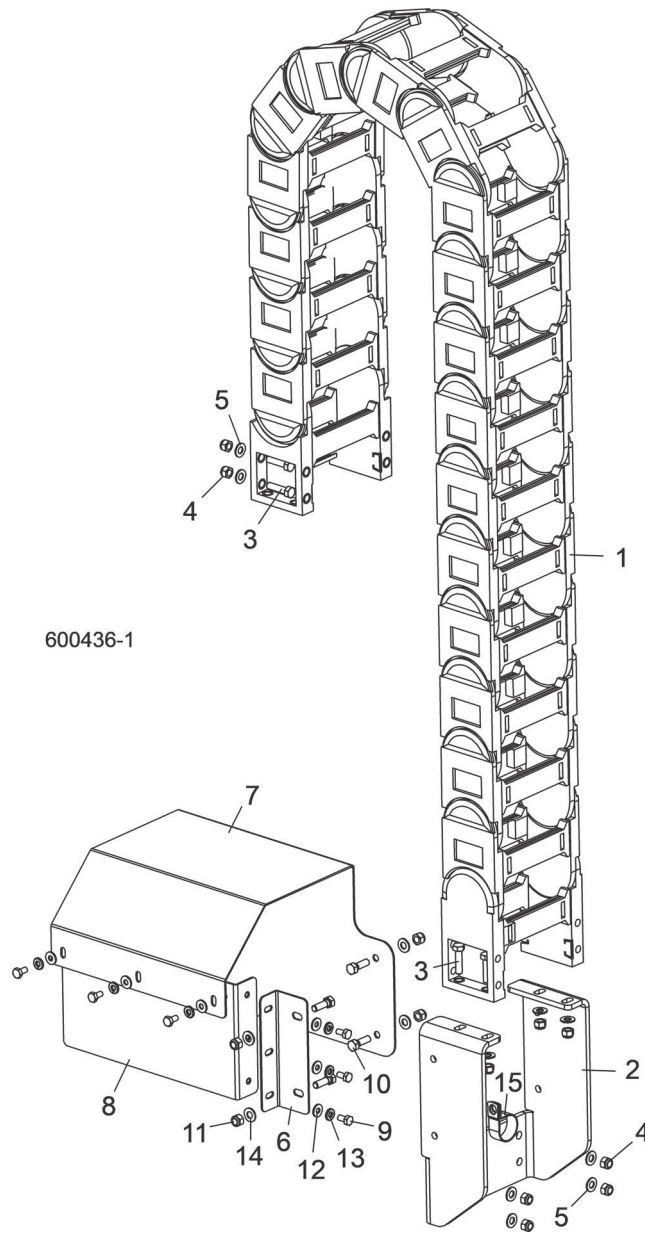
7.2 Up/Down Cylinder Assembly



REF	PART #	DESCRIPTION	COMMENTS	QTY.
	074456	UP/DOWN ASSEMBLY, LT70 HYDRAULIC MILL		1
1	071289	Plate, Lower Cylinder Mount		2
	079252	Cylinder Assembly, LT70 Super Up/Down Prince		1
2	014687	Fitting, 3/8O-Ring-3/8JIC		1
3	078370	Cylinder, Prince 1-1/2 x 35 Hydraulic	If the Lower Plate (1) has a round hole for the fitting to pass through, the new Lower Plate in addition is required when replacing the cylinder.	1
	795356	Kit, seal up/down cylinder super 70	Seal kit 061209 was updated to 795356, Task: 154564	1
4	074540	Fitting, 6SAE-3/8 Tube 90° Bite Type		2
5	074576	Fitting, 6SAE-6JIC Swivel Nut 90° Elbow		1
6	075318	Velocity Fuse, 6 GPM 6SAE Female Ports		1
7	075196	Block, Upper Cylinder Mount		1
8	075319	Plate, Velocity Fuse Guard		1
9	F05007-127	Bolt, 3/8-16 x 1 1/4" Carriage Gr5		2
10	F05008-61	Bolt, 1/2-13 x 3 1/2" Hex Head Grade 5		4

REF	PART #	DESCRIPTION	COMMENTS	QTY.
11	F05009-37	Bolt, 5/8-11 x 3" Hex Head Grade 5		2
12	F05009-44	Bolt, 3/4-10 x 2 1/2" Hex Head Grade 5		1
13	F05010-10	Nut, 3/8-16 Hex Nylon Lock		2
14	F05010-8	Nut, 1/2-13 Nylon Hex Lock		4
15	F05011-2	Washer, 1/2" SAE Flat		4
16	F05011-27	Washer, 5/8" Split Lock		2
17	F05011-3	Washer, 3/8" Flat SAE		2
18	F05011-6	Washer, 3/4" Split Lock		1

7.3 Up/Down Vertical Chain Assembly

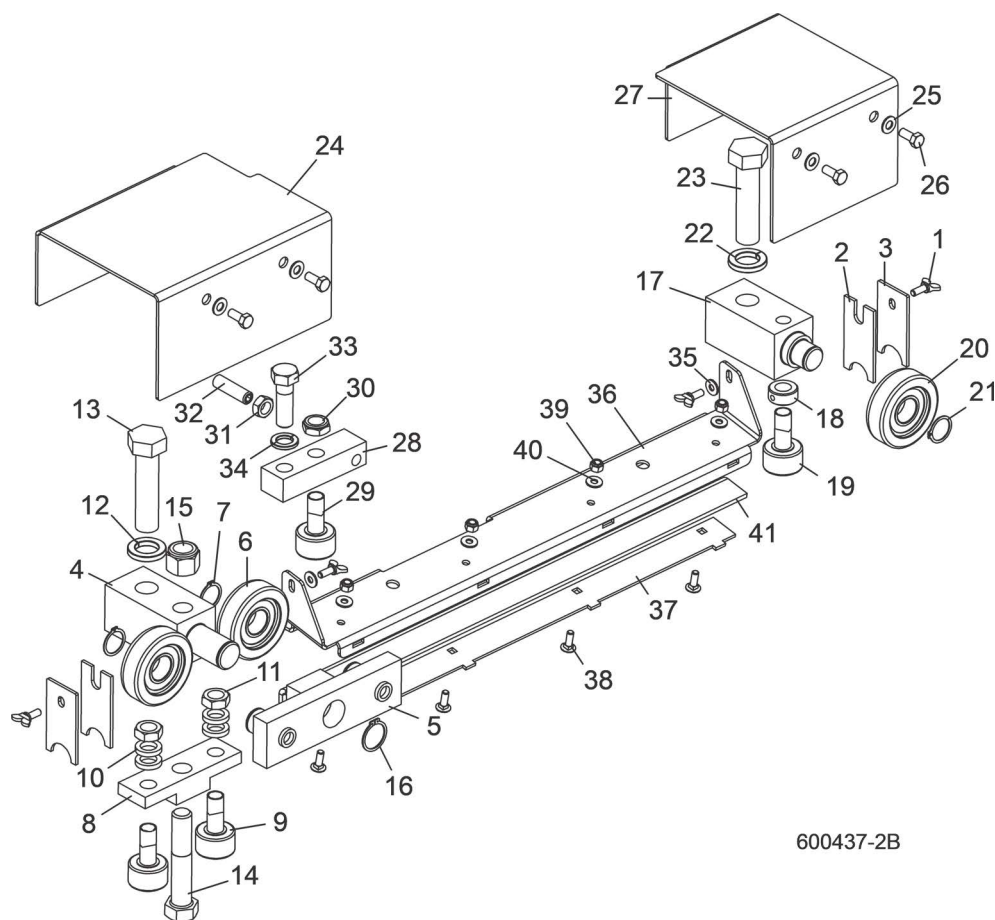


REF	PART #	DESCRIPTION	COMMENTS	QTY.
	074588	CHAIN ASSEMBLY, LT70 HYDRAULIC VERTICAL ENERGY		1
1	075211	Chain, Vertical Energy		1
2	078089	Plate, Energy Chain Lower Mount		1
3	F05006-93	Bolt, 5/16-18 x 1 1/4" Hex Head Full Thread Grade 5		8
4	F05010-58	Nut, 5/16-18 Nylok Hex		12
5	F05011-17	Washer, 5/16" SAE Flat		12
	074589	COVER ASSEMBLY, HEAD MANIFOLD		1
6	074590	Plate, Manifold Cover Mount		1
7	075311	Plate, Manifold Cover Top		1
8	075315	Side Weldment, Manifold Cover		1
9	F05005-15	Bolt, 1/4-20 x 1/2" Hex Head		6
10	F05006-1	Bolt, 5/16-18 x 1" Hex Head		4

REF	PART #	DESCRIPTION	COMMENTS	QTY.
11	F05010-58	Nut, 5/16-18 Nylon Lock Hex		4
12	F05011-11	Washer, 1/4" SAE Flat		6
13	F05011-14	Washer, 1/4" Split Lock		6
14	F05011-17	Washer, 5/16" SAE Flat		4
15	038482	CLAMP, 1 1/4" CARBON STEEL CONDUIT		1

SECTION 8 FEED SYSTEM & TRACK ROLLERS

8.1 Upper Track Rollers And Wipers

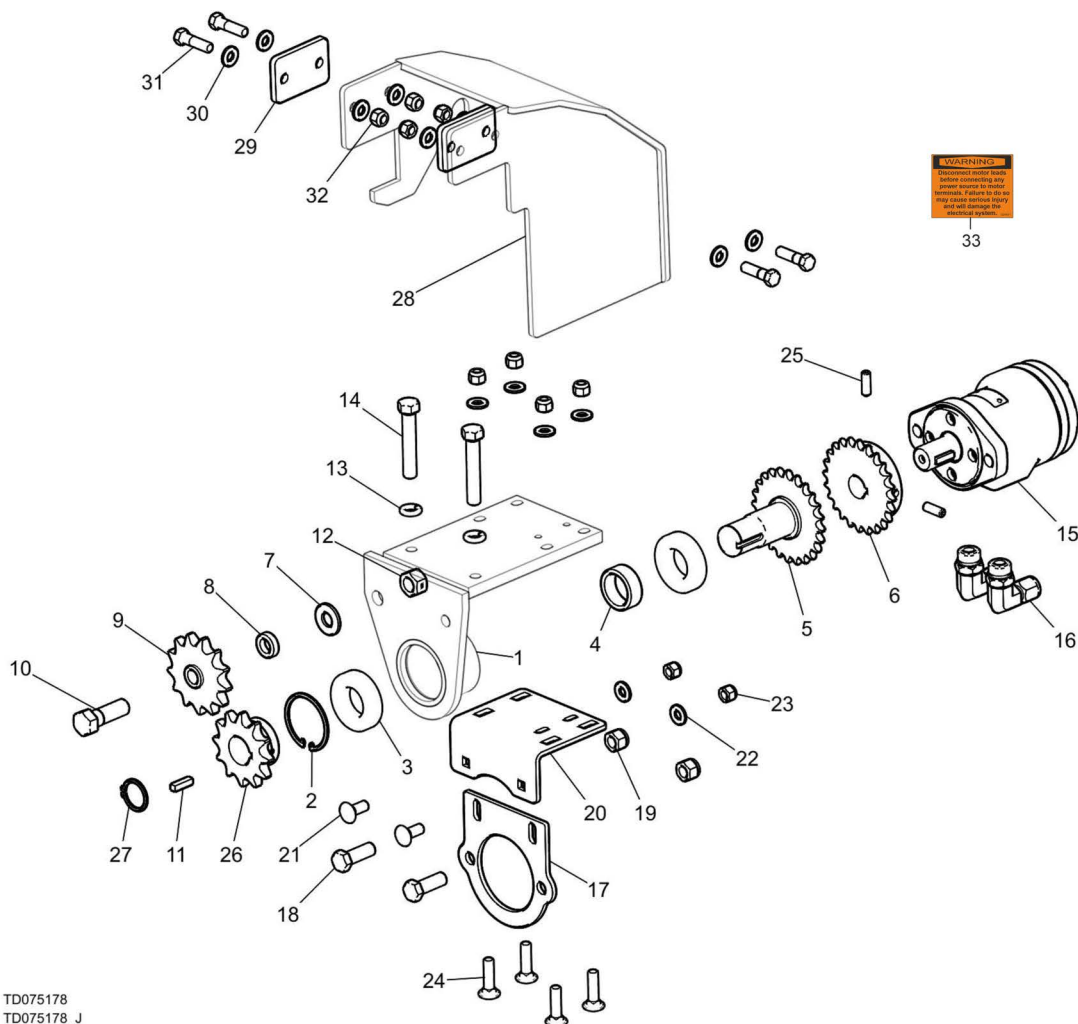


600437-2B

REF	PART #	DESCRIPTION	COMMENTS	QTY.
1	F05005-64	BOLT, 1/4-20 X 5/8" WING		4
2	M04113	WIPER, TOP RAIL		2
3	034229	PLATE, TRACK WIPER		2
	042506	ROLLER ASSEMBLY, FRONT UPPER TRACK		1
4	042505	Block, Upper Roller Mount		1
5	042507	Block Assembly, Upper Roller		1
6	023857	Bearing, MG305DDA		2
7	F04254-15	Ring, 1" Outer Retaining		2
8	042500	Block, Track Bearing Mount		1
9	012797	Bearing, 1 1/2" Track		2
10	S12480	Spacer, 41/64" x 1" x 3/16"		4
11	F05010-11	Nut, 5/8-18 Hex Jam		2
12	F05011-46	Washer, 7/8" Split Lock		1
13	F05014-1	Bolt, 7/8-14 x 3 1/2" Hex Head Grade 5		1
14	F05013-3	Bolt, 3/4-10 x 4" Hex Head Grade 5		1
15	F05010-103	Nut, 3/4-10 Hex Nylon Lock		1
16	F04254-36	Ring, 1 1/8" Outer Retaining		1
	034231	ROLLER ASSEMBLY, REAR UPPER TRACK		1
17	034230	Block, Upper Roller Mount		1

REF	PART #	DESCRIPTION	COMMENTS	QTY.
18	P05035	Collar, 5/8" ID Lock		1
19	012797	Bearing, 1 1/2" Track		1
20	023857	Bearing, MG305DDA		1
21	F04254-15	Ring, 1" Outer Retaining		1
22	F05011-46	Washer, 7/8" Split Lock		1
23	F05014-1	Bolt, 7/8-14 x 3 1/2" Hex Head Grade 5		1
24	033942	COVER, FRONT UPPER TRACK ROLLER		1
25	F05011-17	WASHER, 5/16" SPLIT LOCK		4
26	F05006-102	BOLT, 5/16-18 X 3/4" HEX HEAD		4
27	038876	GUARD, REAR TOP ROLLER W/PF GUARD		1
28	017884	BLOCK, MIDDLE UPPER TRACK ROLLER MOUNT		1
29	012797	BEARING, 1 1/2" TRACK		1
30	F05010-101	NUT, 5/8-18 NYLON HEX JAM		1
31	F05010-16	NUT, 1/2-20 HEX JAM		1
32	F05008-112	SCREW, 1/2-20 X 1 3/4" FLAT POINT SET		1
33	F05009-2	BOLT, 5/8-11 X 2" HEX HEAD		1
34	F05011-118	WASHER, 5/8" SPLIT LOCK GRADE 8		1
35	F05011-11	WASHER, 1/4" SAE FLAT		2
	110614	COVER ASSEMBLY, LT28/35/70 TRACK		1
36	110610	Cover, Mid Track, LT28, LT35, LT70		1
37	110611	Retainer, Felt Oiler		1
38	F05005-113	Bolt, 1/4-20x3/4 Carriage		4
39	F05010-69	Nut, 1/4-20 Nylock		4
40	F05011-11	Washer, 1/4 SAE Flat		4
41	S09915	Felt, Middle Track Oiler LT40/50/70		1

8.2 Power Feed Assembly

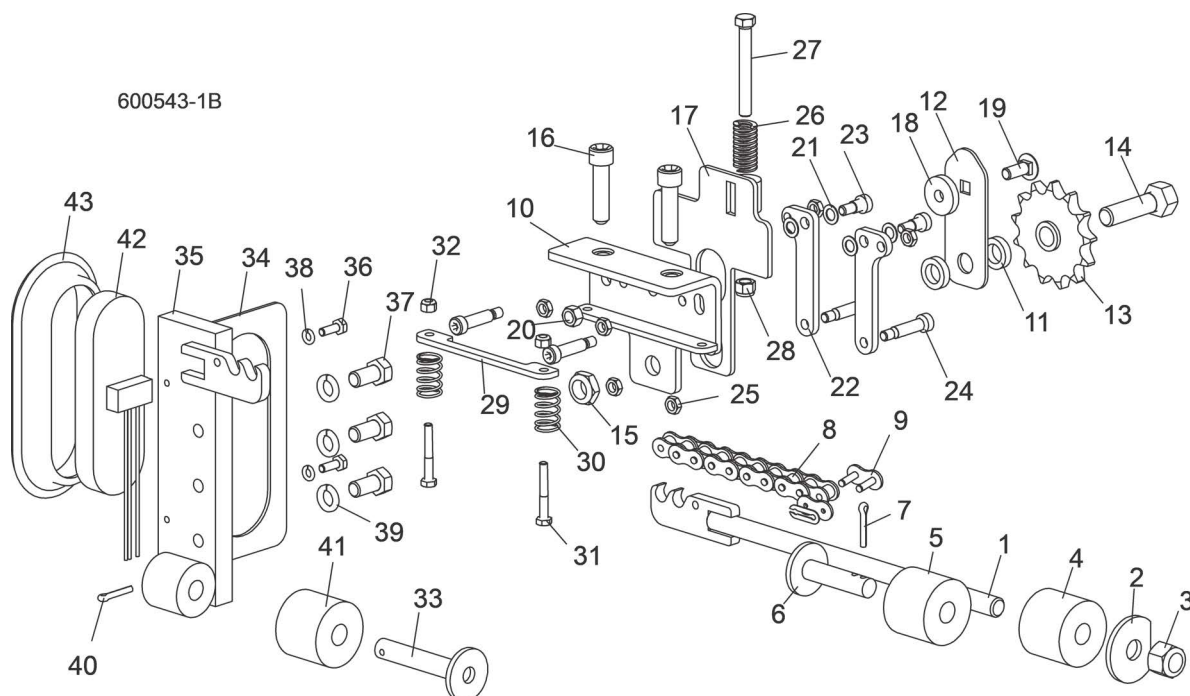


TD075178
TD075178_J

REF	PART #	DESCRIPTION	COMMENTS	QTY.
	075178	Feed Assembly, LT70 Hyd		1
1	034850	Mount Weldment, Power Feed		1
2	F04254-12	Ring, 62mm IR		1
3	034852	Bearing, 6007-SRS 35x62x14		2
4	034856	Spacer, 1.390x1.75x.585		1
5	110261	Weldment, LT70 Hyd Pwr Feed Shaft		1
6	034851	Sprocket, 40B24x1		1
7	F05011-5	Washer, 5/8 SAE Flat		1
8	017719	Spacer, .63x1.00x.25		1
9	034224	Sprocket, 60BB13Hx5/8 Idler		1
10	F05009-2	BOLT, 5/8-11X2 HEX HD GR2, ZN		1
11	S21486	Key, 1/4x1		1
12	F05010-4	Nut, 5/8-11 Swaged Hex		1
13	F05011-9	Washer, 1/2 Split Lock		2
14	F05008-62	BOLT, 1/2-20 X 3 HH FULL THD ZN		2
	074803	Assembly, Super 70 Hyd 75cc Disp Feed Motor		1
15	078227	Motor, Hydraulic 75cc Disp 1" Shaft		1

REF	PART #	DESCRIPTION	COMMENTS	QTY.
16	074541	Fitting, 10SAE-1/2 Tube 90° Bite Type		2
17	075180	Plate, Hydraulic Feed Motor Mount		1
18	F05008-33	Bolt, 1/2-13x1 1/2 HH Gr5		2
19	F05010-8	Nut, 1/2-13 Nyl Hex Lock		2
20	075181	Plate, Hydraulic Feed Mount		1
21	F05007-165	Bolt, 3/8-16x1 Carriage, Zinc Gr 5		2
22	F05011-3	Washer, 3/8 Flat SAE		6
23	F05010-10	Nut, 3/8-16 Hex Nyl Lock		6
24	F05007-85	BOLT, 3/8-16 X 1-1/2 CB		4
25	F05006-165	Screw, 5/15-18x1 SH Set, Cup Point		2
26	110260	Sprocket, 60B12x1-1/4 Machined		1
27	F04254-43	Ring, 1 1/4 External 5100-125		1
	074587	Assembly, LT70 Hyd Feed Motor Cover		1
28	074586	Weldment, Hyd Feed Motor Cover		1
29	038874	Spacer, LT70 PF Guard		2
30	F05011-3	Washer, 3/8 Flat SAE		8
31	F05007-78	Bolt, 3/8-16X1 1/2 HH Gr5, Znc		4
32	F05010-10	Nut, 3/8-16 Hex Nyl Lock		4
33	024431	DECAL, DISCONNECT MOTOR LEADS WARNING (DC ONLY)		1

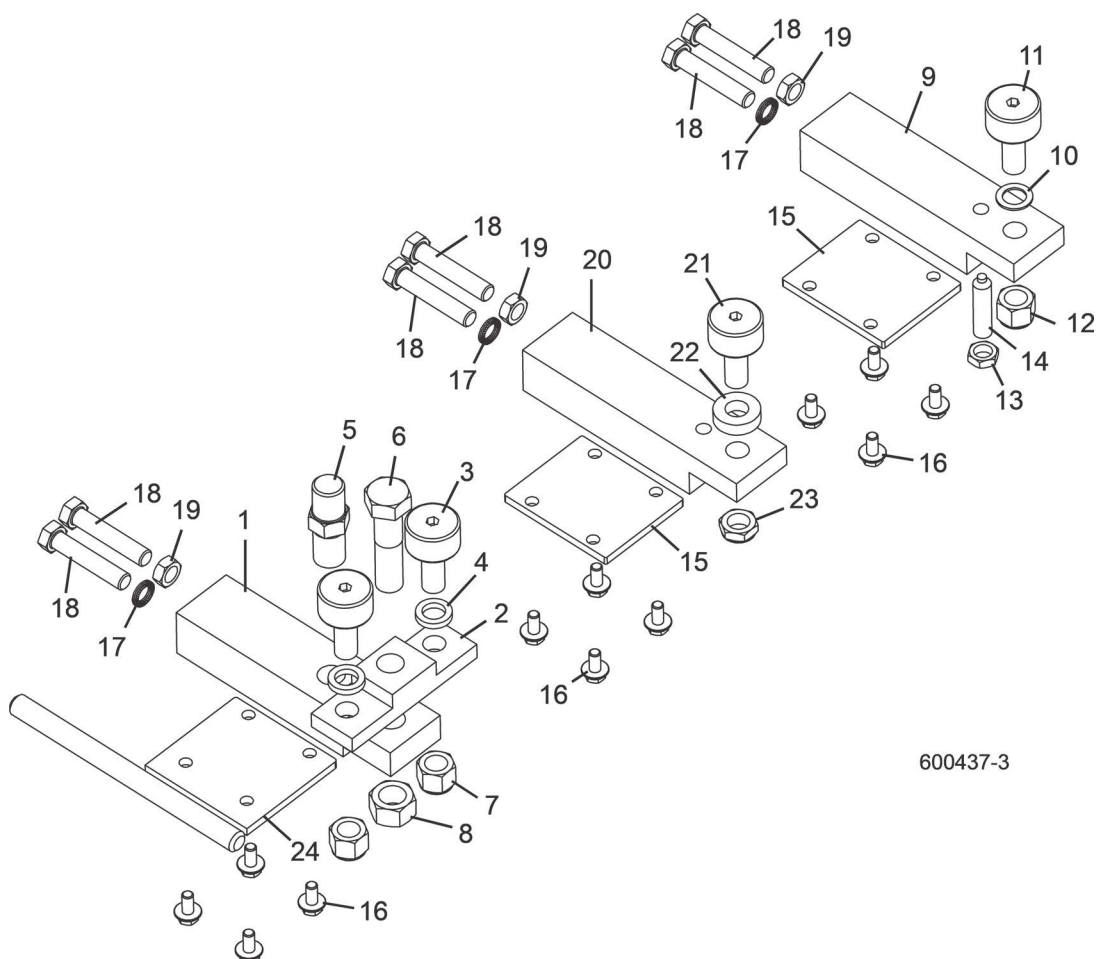
8.3 Feed Chain/Stop



REF	PART #	DESCRIPTION	COMMENTS	QTY.
	034556	STOP ASSEMBLY, FRONT POWER FEED		1
1	034421	Tensioner Weldment, Power Feed Chain		1
2	017838	Washer, 21/32" x 2 1/4" x 3/16" D		1
3	F05010-34	Nut, 5/8-11 Nylon Lock		1
4	P12165	Stop, Rubber Carriage		1
	K09630	Stop Kit, Rubber Carriage		1
5	P12165	Stop, Rubber Carriage		1
6	W09293	Pin, Rubber Carriage Stop		1
7	F05012-21	Pin, 3/16" X 1" Cotter		1
8	003319	CHAIN, #60 X 285" POWER FEED		1
9	042398	LINK, #60 MASTER		2
	110479	IDLER ASSEMBLY, LT70 LOCKING		1
10	110480	Plate Weldment, Locking Feed Idler		1
11	017719	Spacer, .63x1.00x.25		2
12	110483	Retainer, Locking Feed Idler		1
13	034224	Sprocket, 60BB13Hx5/8 Idler		1
14	F05009-80	Bolt, 5/8-18x2 1/4 Hex Head G5		1
15	F05010-101	NUT,5/8-18 Nyl Jam		1
16	F05008-133	Bolt, 1/2-13x2 SHC BO		2
17	110488	Pusher Weldment, Feed Lock		1
18	S02779	Washer, 3/8IDx1 1/4OD		1
19	F05007-165	Bolt, 3/8-16x1 Carriage, Zinc Gr 5		1
20	F05010-25	Nut, 3/8-16 Swaged		1

REF	PART #	DESCRIPTION	COMMENTS	QTY.
21	033444	Washer, 3/8 ID 5/8 OD .032 Thick Nylon		4
22	110485	Catch, Locking Feed Idler		2
23	F05007-159	Bolt, 3/8 x 3/8 Shoulder SS		2
24	F05006-25	Bolt, 3/8x1 Shoulder 5/16-18 Thread		4
	F05006-70	Bolt, 3/8x1 1/4 SH Shoulder		4
25	F05010-173	Nut, 5/16-18 Hex Jam		6
26	034430	Spring, 3/4 O.D.x 1 1/2 Die		1
27	F05007-1	BOLT, 3/8-16X3 Hex Head FULL THRD, ZN		1
28	F05010-10	Nut, 3/8-16 Hex Nyl Lock		1
29	110486	Plate, Floating Spring		1
30	046975	Spring, Compression.72ODx576IDx1.25L		2
31	F05005-68	Bolt, 1/4-20x1 3/4 HexHead Gr5		2
	F05005-124	Bolt, 1/4-20x1 1/2 Hex Head Gr5		2
32	F05010-69	Nut, 1/4-20 Nylock		2
	006721	STOP ASSEMBLY, LT70 REAR W/ LIGHT		1
33	034423	Stop Weldment, Carriage		1
34	057822	End Cap, Bed Tube w/ Light		1
35	036493	Stop Weldment, Rear Feed LT70		1
36	F05005-1	Bolt, 1/4-20x3/4 FT HHC		2
37	F05008-128	Bolt, 1/2-13x1 Hex Head Gr8		3
38	F05011-14	Washer, 1/4 Split Lock		2
39	F05011-9	Washer, 1/2 Split Lock		3
40	F05012-21	Pin, 3/16x1 Cotter		1
41	P12165	Bushing, 11/16x2 1/8x1 3/4 Rubber		1
42	006391	Light, LED Tail		1
43	006688	Grommet, 6 1/2 Light Mounting		1

8.4 Lower Track Rollers

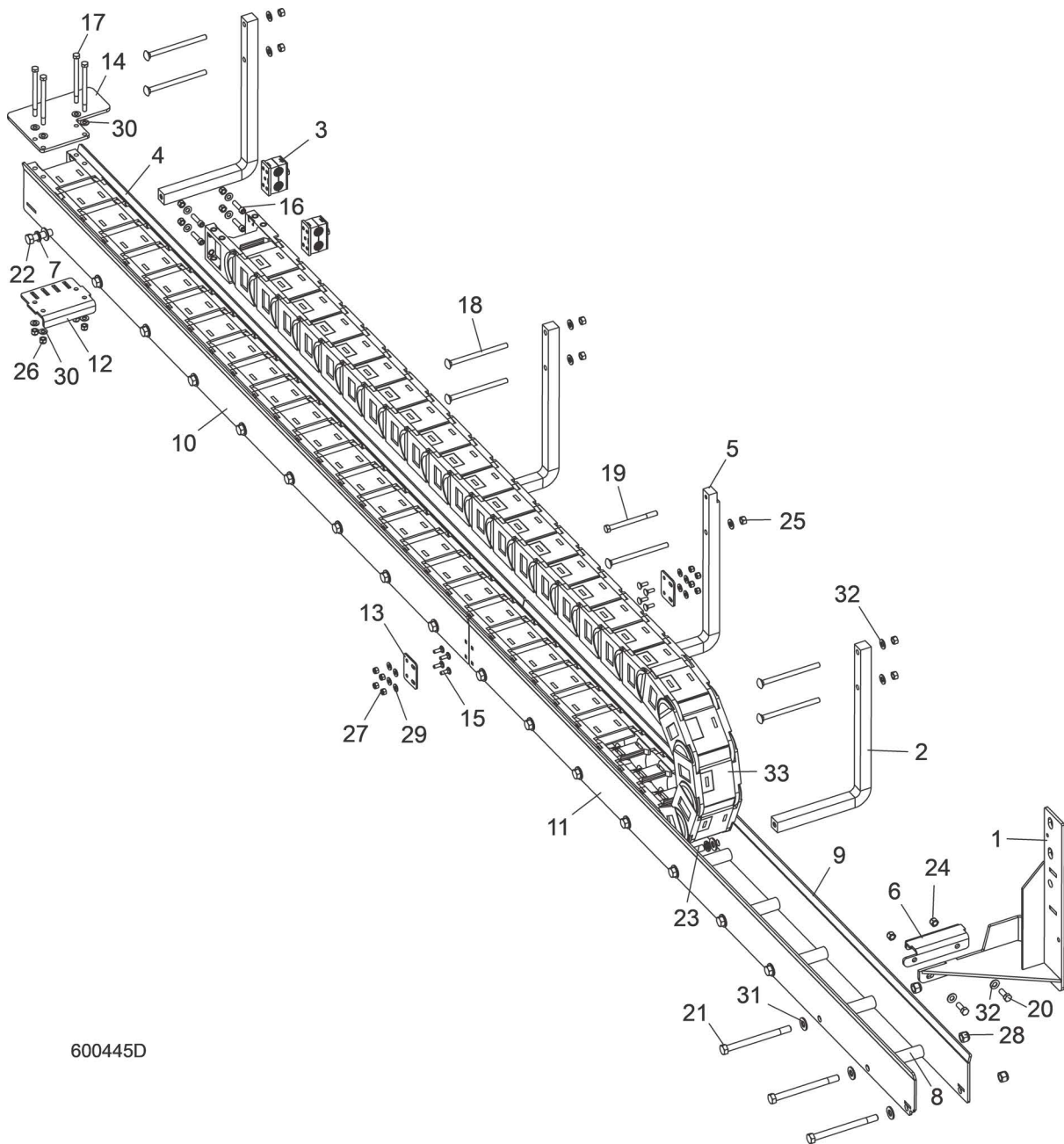


600437-3

REF	PART #	DESCRIPTION	COMMENTS	QTY.
	036344	ROLLER ASSEMBLY, FRONT LOWER TRACK		1
1	036325	Block, Front Lower Track Roller Mount		1
2	042500	Block, Track Bearing Mount		1
3	012797	Bearing, 1 1/2" Track Roller		2
4	S12480	Spacer, 41/64" x 1" x 3/16"		2
5	036324	Pin, Safety Lock (Threaded)		1
6	F05013-5	Bolt, 3/4-10 x 3" Hex Head Grade 5		1
7	F05010-71	Nut, 5/8-18 Hex Nylon Lock		2
8	F05010-80	Nut, 3/4-10 Hex Lock		1
	034232	ROLLER ASSEMBLY, REAR LOWER TRACK		1
9	034234	Block, Rear Lower Track Roller Mount		1
10	016510	Shim, 5/8" x 1" x 1/16"		1
11	012797	Bearing, 1 1/2" Track Roller		1
12	F05010-71	Nut, 5/8-18 Hex Nylon Lock		1
13	F05010-31	Nut, 1/2-13 Hex Jam		1
14	F05008-137	Screw, 1/2-13 x 2" Brass Tip Set		1
15	033880	PLATE, LOWER TRACK ROLLER RETAINER		2
16	F05006-101	BOLT, 5/16-18 X 3/4" HEX HEAD W/FLAT & LOCK WASHER		12
17	F05011-125	WASHER, 1/2" NORD-LOCK		3

REF	PART #	DESCRIPTION	COMMENTS	QTY.
18	F05008-135	BOLT, 1/2-20 X 2 1/2" HEX HEAD FULL THREAD GRADE 5		6
19	F05010-16	NUT, 1/2-20 HEX JAM		3
	017887	ROLLER ASSEMBLY, MIDDLE LOWER TRACK		1
20	034234	Block, Lower Track Roller Mount		1
21	012797	Bearing, 1 1/2" Track Roller		1
22	034674	Spacer		1
23	F05010-101	Nut, 5/8-18 Nylon Lock Jam		1
24	036473	DEFLECTOR WELDMENT, LOWER ROLLER		1

8.5 Horizontal Energy Chain Assembly



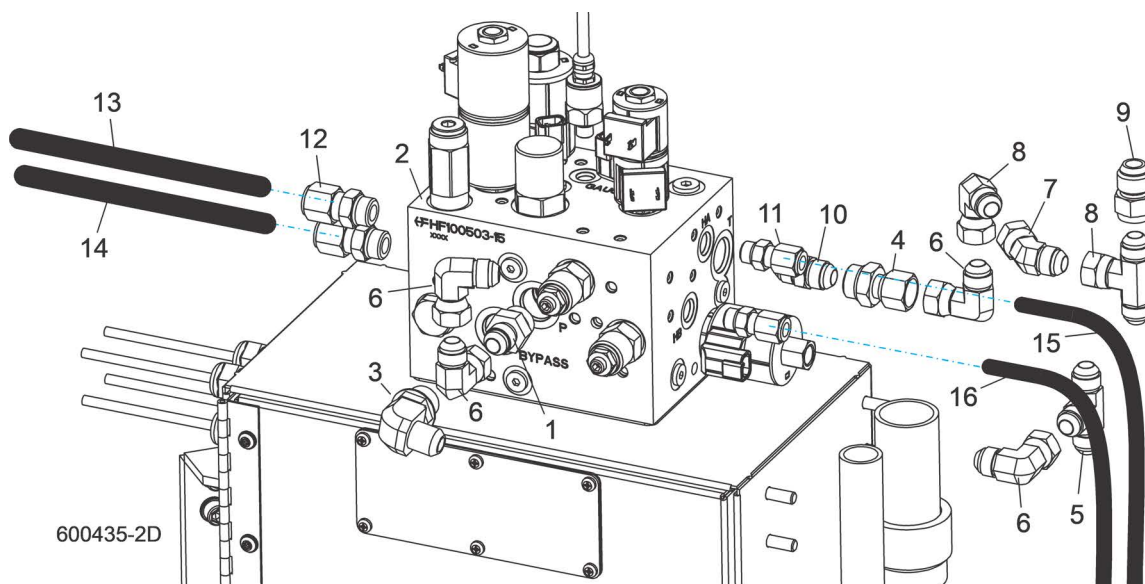
600445D

REF	PART #	DESCRIPTION	COMMENTS	QTY.
	075277	CHAIN ASSEMBLY, LT70 HYDRAULIC HORIZONTAL ENERGY		1
1	034875	Hanger Weldment, Front Cat Track		1
2	071300	Bar, LT70 Hydraulic Track Mount		3
3	074604	Clamp, Dual Line Vibration Dampening		2
4	074606	Weldment, Track Inside Rear Plate		1
5	071300	Bar, LT70 Hydraulic Track Mount		1
6	074610	Plate, Front Track Hanger Mount		1
7	F05011-9	Washer, 1/2" Split Lock		4
8	075203	Spacer, 9/16 x 1 x 4.82		18
9	075204	Plate, Track Inside Front		1

REF	PART #	DESCRIPTION	COMMENTS	QTY.
10	075205	Plate, Track Outside Rear		1
11	075206	Plate, Track Outside Front		1
12	075209	Plate, Energy Chain Fixed End Mnt		1
13	075210	Plate, Track Connector		2
14	075225	Plate, Horizontal Energy Chain Guard		1
15	F05005-34	Bolt, 1/4-20 x 1" Carriage		8
16	F05006-111	Bolt, 5/16-18 x 1.25" SHCS B/O		4
17	F05006-82	Bolt, 5/16-18 x 4 1/2" Hex Head		4
18	F05007-31	Bolt, 3/8 x 5 1/2" Carriage		7
19	F05007-31	Bolt, 3/8 x 5 1/2" Carriage		1
20	F05007-87	Bolt, 3/8-16 x 1" Hex Head Grade 5		2
21	F05008-107	Bolt, 1/2-13 x 6" Hex Head Grade 5		18
22	F05008-159	Bolt, 1/2-13 x 6 1/2" Hex Head Grade 5		1
23	F05008-88	Bolt, 1/2-13 x 1 3/4" Hex Head Grade 5 Full Thread		3
24	F05010-10	Nut, 3/8-16 Hex Nylon Lock		2
25	F05010-25	Nut, 3/8-16 Swaged Lock		8
26	F05010-58	Nut, 5/16-18 Nylon Lock Hex		8
27	F05010-69	Nut, 1/4-20 Nylon Lock		8
28	F05010-8	Nut, 1/2-13 Nylon Hex Lock		18
29	F05011-11	Washer, 1/4" SAE Flat		8
30	F05011-17	Washer, 5/16" SAE Flat		12
31	F05011-2	Washer, 1/2" SAE Flat		22
32	F05011-3	Washer, 3/8" Flat SAE		10
33	075202	Chain, Horizontal Energy		1
	061177	Crossbar, LT70 Super CAT Track(#450-07)		56
	061178	Separator, LT70 Super CAT Track (#401)		52
	061179	Lid, Top LT70 Super CAT Track (#885-07)		26
	061180	Lid, Bottom LT70 Super CAT Track (#886-07)		26
	061154	Link, Nylon Chain Right Side for 074693		52
	061155	Link, Nylon Chain Left Side for 074693		52
	023612-9	Link, Nylon Chain Bottom Mount (4040/4040B)		2
	023612-3	Link, Nylon Chain Top Mount (4040/4040B)		2

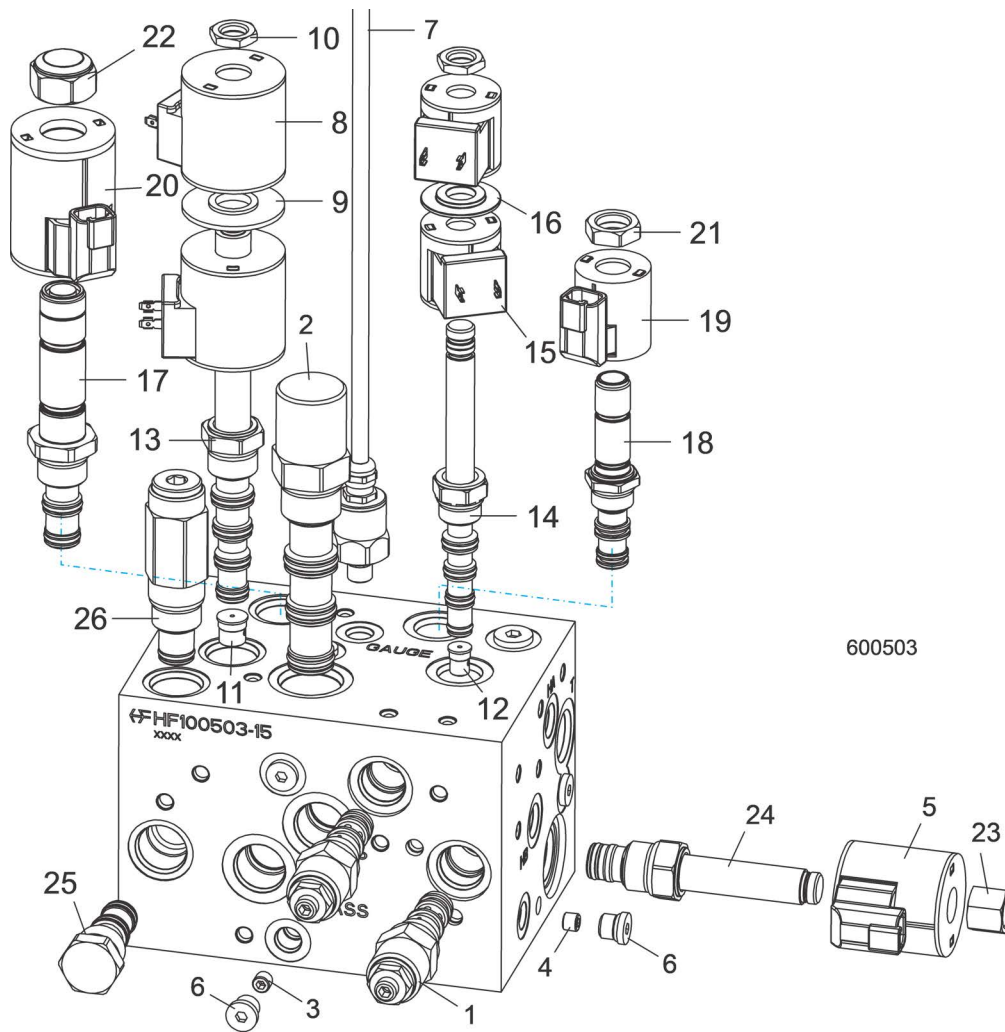
SECTION 9 HEAD HYDRAULIC SYSTEM

9.1 Manifold Assembly



REF	PART #	DESCRIPTION	COMMENTS	QTY.
1	025963	FITTING, #10 SAE-#8 JIC		1
2		MANIFOLD ASSEMBLY, LT70 HYDRAULIC HEAD CONTROL	See Section 9.2	
3	042784	FITTING, #10SAE-1/2JIC 90 ELBOW		1
4	074301	FITTING, 10SAE-8JIC SWIVEL NUT		1
5	074327	FITTING, 8JIC UNION TEE		1
6	074328	FITTING, 8JIC SWIVEL NUT 90° ELBOW		5
7	074449	FITTING, 8JIC SWIVEL NUT 45° ELBOW		2
8	074450	FITTING, 8JIC SWIVEL NUT BRANCH TEE		1
9	074537	FITTING, 8JIC FEMALE-10JIC MALE ENLARGER		1
10	074089	UNION, 1/2TB-1/2TB JIC SMALL HEX		1
11	074539	FITTING, 6SAE-3/8 TUBE BITE TYPE		2
12	074542	FITTING, 8SAE-1/2 TUBE BITE TYPE		2
13	075317	TUBE, FEED OUTSIDE 1/2" STEEL HYDRAULIC		1
14	075316	TUBE, FEED INSIDE 1/2" STEEL HYDRAULIC		1
15	075226	TUBE, UP/DOWN SHORT 3/8" STEEL HYDRAULIC		1
16	074957	TUBE, 3/8" STEEL HYDRAULIC HB TO CYL TOP		1

9.2 Hydraulic Head Control Manifold Assembly

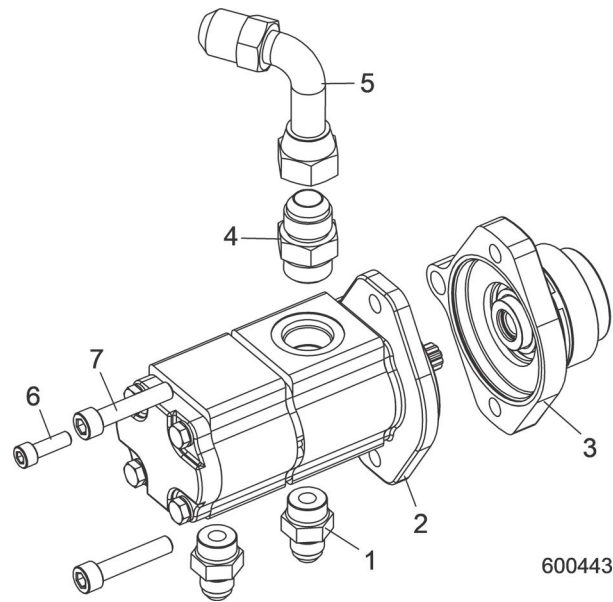


REF	PART #	DESCRIPTION	COMMENTS	QTY.
	075212-1	MANIFOLD ASSEMBLY, LT70 HYDRAULIC HEAD CONTROL		1
1	078170	Valve, Control Bal 8GPM 4000psi Cartridge		2
2	078224	Valve, Press Comp 18GPM EC12-42 160		1
3	078174	Plug, Orifice 0.060"		1
4	078175	Plug, Orifice 0.020"		1
5	078319	Coil, Series E 10-ER Deutsch 12VDC		1
6	078189	Plug, SAE 4 Hex Socket O-Ring Boss		4
7	078226	Transducer, Pressure 5000PSI 7/16-20SAE		1
8	025834	Coil, Hydraulic Valve, 12V DC		2
9	025838	Spacer, Coil (For SV10-47 Valve)		1
10	025837	Nut, Coil (For SV10-47 Valve)		2
11	078171	Valve, Check Disk CVD10		1
12	078172	Valve, Check Disk CVD09		1
13	078179	Valve, 5-Way 3pos 8GPM SV10-58D		1
14	078180	Valve, 5-Way 3Pos 3.5GPM SV08-58D		1
15	078181	Coil, Series E 08-EG DIN A 12VDC		2
16	078186	Spacer, SV08 Valve Coil		1

9 **Head Hydraulic System**
Hydraulic Head Control Manifold Assembly

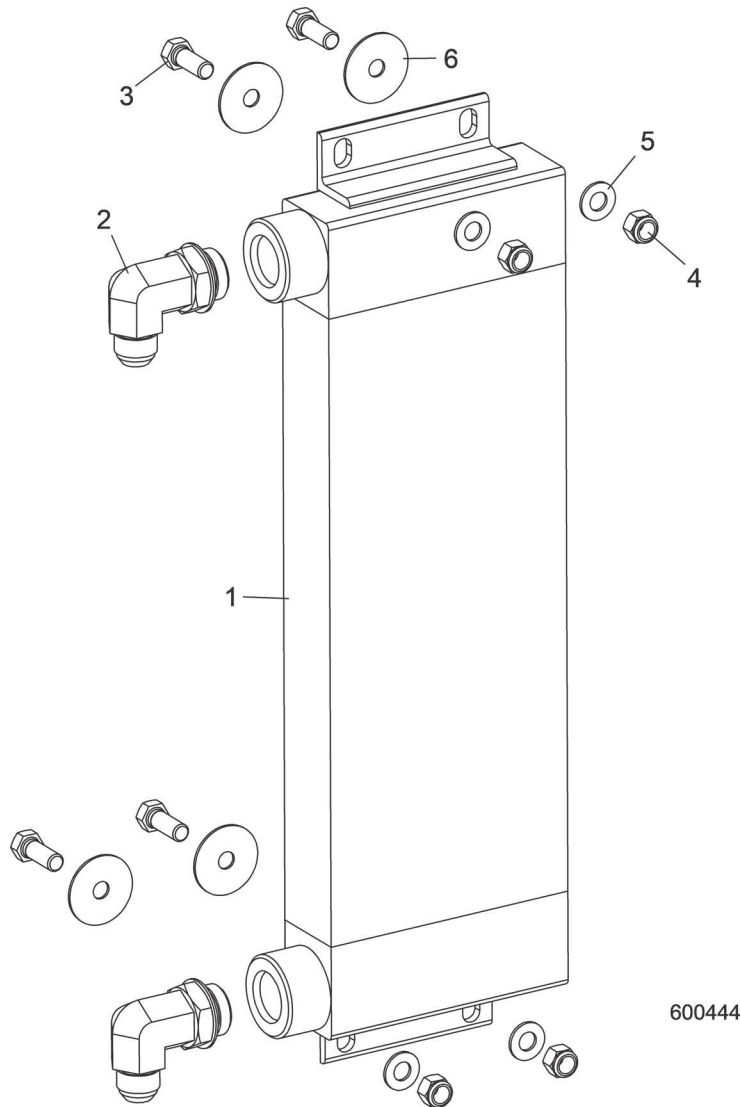
REF	PART #	DESCRIPTION	COMMENTS	QTY.
17	078176	Valve, Proportional 8GPM PV70-30A		1
18	078177	Valve, Proportional 3GPM PV08-30A		1
19	078182	Coil, Series E EHPR-ER Deutsch 12VDC		1
20	078183	Coil, Series E 70-ER Deutsch 12VDC		1
21	078187	Nut, EPHR Valve Coil		1
22	078188	Nut, 70-ER Valve Coil		1
23	078320	Nut, 10-ER Valve Coil		1
24	078318	Valve, Prop. Press. Ctl TS10-26		1
25	078316	Valve, Shuttle LS10-30		1
26	078317	Valve, Relief RV10-20H		1

9.3 Hydraulic Oil Pump Assembly



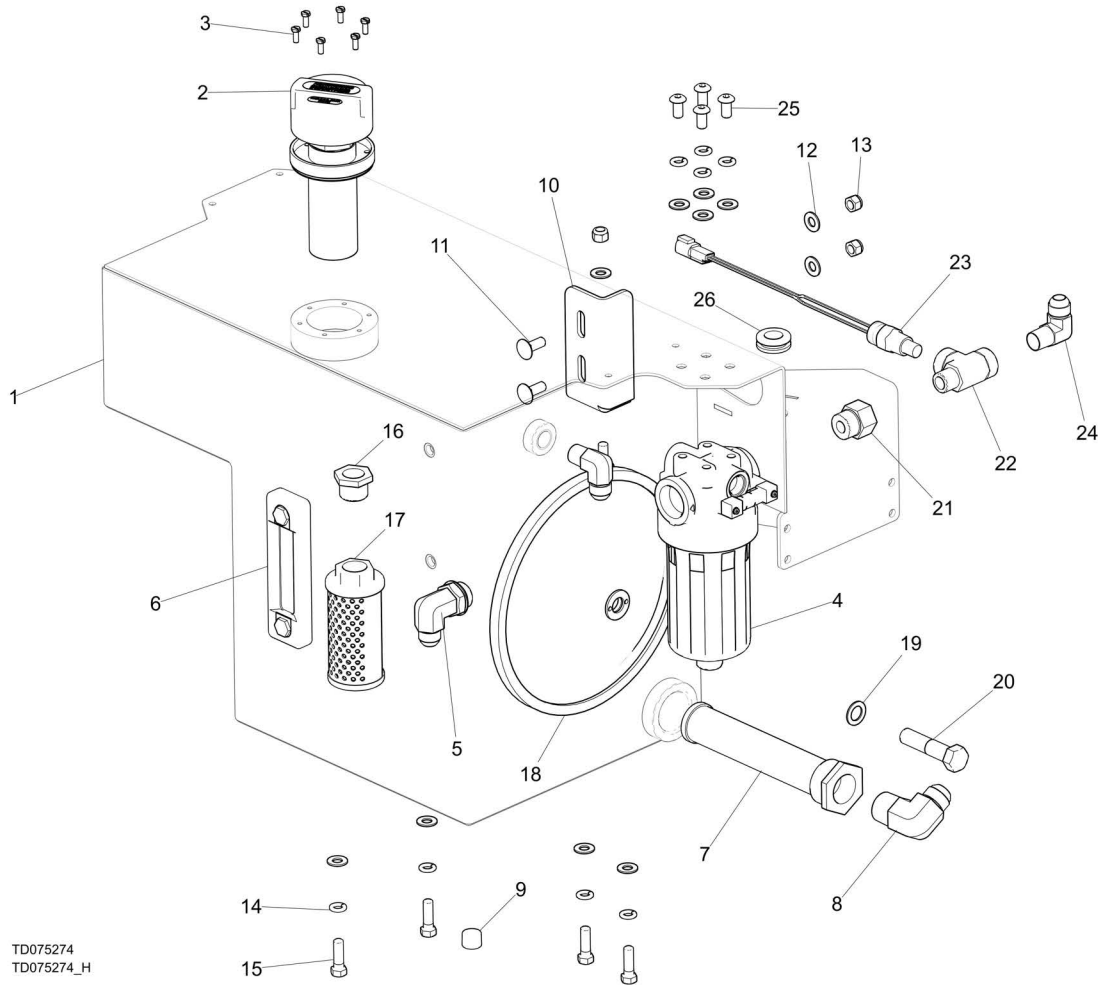
REF	PART #	DESCRIPTION	COMMENTS	QTY.
	074530	PUMP ASSEMBLY, DUAL HYDRAULIC OIL		1
1	025963	Fitting, #10 SAE-#8 JIC		2
2	074402	Pump, Hydraulic Double, .67cid & .43cid		1
3	074432	Kit, Hydraulic Oil Pump Drive		1
4	074534	Fitting, 12SAE-12JIC Straight		1
5	074547	Fitting, 12JIC Male-12JIC Fml Swept 90°		1
6	F05021-33	Screw, M8-1.25x25 SHC BO		1
7	F05022-36	Screw, M10-1.5x50 SHC FT BO		2
	003801	Seal Kit, LT70 Super Hyd Pump		1

9.4 Hydraulic Oil Cooler Assembly



REF	PART #	DESCRIPTION	COMMENTS	QTY.
	074531	COOLER ASSEMBLY, HYDRAULIC OIL		1
1	074431	Cooler, Hydraulic Oil		1
2	074532	Fitting, 12SAE-10JIC 90° Elbow		1
3	F05007-87	Bolt, 3/8-16 x 1" Hex Head Grade 5		4
4	F05010-10	Nut, 3/8-16 Hex Nylon Lock		4
5	F05011-3	Washer, 3/8" Flat SAE		4
6	F05011-44	Washer, 3/8" Fender		4

9.5 Hydraulic Tank Assembly



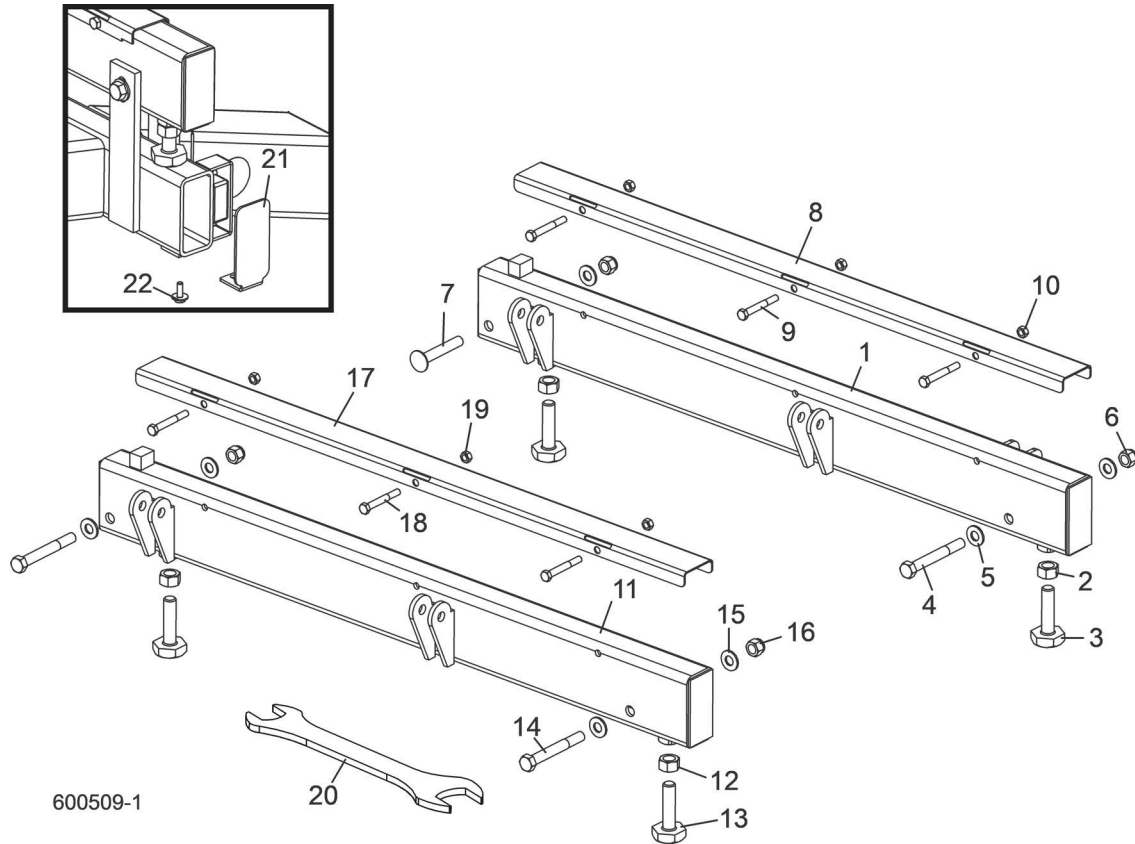
REF	PART #	DESCRIPTION	COMMENTS	QTY.
	075274	Assembly, LT70 Hyd Mill Hydraulic Tank		1
1	075182	Weldment, LT70 Hyd Mill Hyd Tank		1
2	078342	Assembly, Hyd Fill/Breath AntiSplash 3micron		1
3	F05004-1	Bolt, #10-24x1/2 SI Hex Machine		6
4	078340	Filter, Hyd Cstr 35GPM 725psi wInd SAE12		1
	078341	Filter, Hyd. Element 10 Micron 25 Micron		1
5	074532	Fitting, 12SAE-10JIC 90° Elbow		1
6	P20211	Gage, Hyd. Fluid Sight		1
7	P20210	Filter, Resaw Tank Suction		1
8	079515	Fitting, 12 JIC Mx1 NPT M 90Elbow	Replaced 074535, Reducer 074548- removed. ECN:39100	1
9	P26258	Plug, 1/2NPT Pipe		1
10	074560	Plate, LT70 Hyd Tank Top Mnt		1
11	F05007-165	Bolt, 3/8-16x1 Carriage, Zinc Gr 5		3
12	F05011-3	Washer, 3/8 Flat SAE		11
13	F05010-10	Nut, 3/8-16 Hex Nyl Lock		3
14	F05011-4	Washer, 3/8 Split Lock		8
15	F05007-123	Bolt, 3/8-16x 1 1/4 HH Gr5		4
16	038742	Bushing, 3/4MNPT-1/2FNPT Pipe		1
17	079181	Diffuser, Hydraulic Tank Return Line		1

9 **Head Hydraulic System**
Hydraulic Tank Assembly

REF	PART #	DESCRIPTION	COMMENTS	QTY.
18	079268	Cover, Hydraulic Tank Clean-out Painted		1
19	079396	Washer, 5/8x1x1/16 Buna-N		1
20	F05009-21	BOLT, 5/8-11X2 3/4 HEX HEAD, ZN		1
21	042785	Fitting, #12SAE-1/2NPT Female Adapter		1
22	003674	Fitting, 1/2NPT Male Street Tee		1
23	078225	Switch, Fluid 170 Deg F 1/2NPT Deutsch		1
24	074536	Fitting, 1/2NPT-10JIC 90° Elbow		2
25	F05007-21	Bolt, 3/8-16x3/4 SBH		4
26	025247	Grommet, Rubber 3/4 ID		1
	074744	FLUID, UNIVIS HVI 26 HYDRAULIC 1 GALLON (SYSTEM HOLDS 20 GAL. OF OIL)		20
	061164	FLUID, UNIVIS HVI 26 HYDRAULIC 5 GALLON (SYSTEM HOLDS 20 GAL. OF OIL)		4

SECTION 10 BED FRAME ASSEMBLY

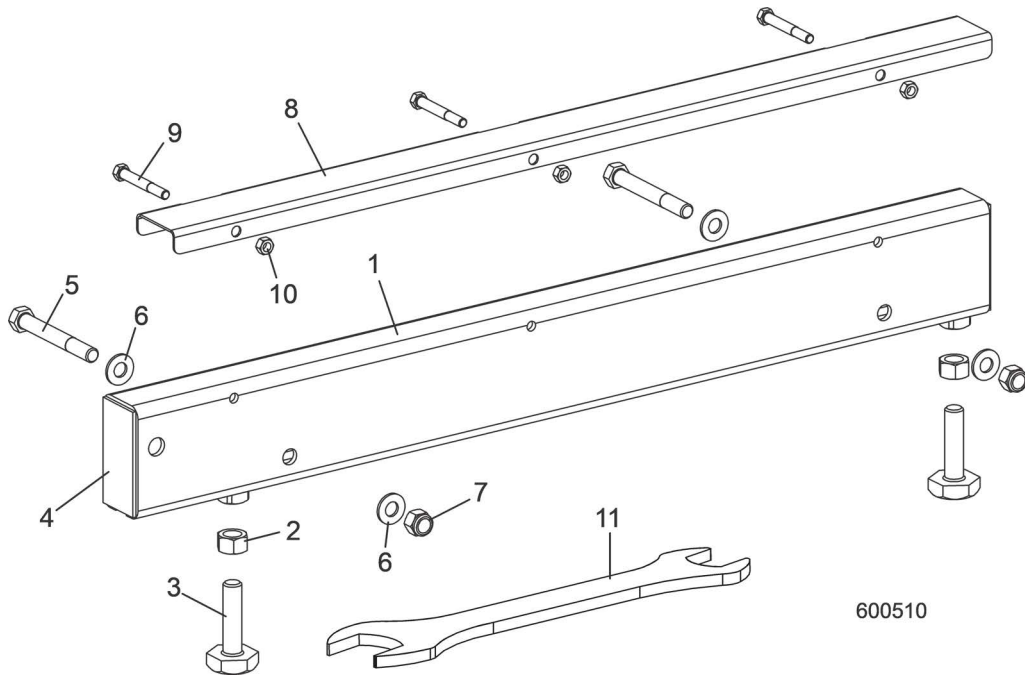
10.1 Bed Rail Assembly, Front And Rear



REF	PART #	DESCRIPTION	COMMENTS	QTY.
	034551	BED RAIL ASSEMBLY, REAR PAINTED (LT60/70 BED 4)		1
1	034547	Tube Weldment, Bed Rail 4		1
2	F05010-5	Nut, 5/8-11 Hex		2
3	S13006	Bolt, Bed Rail Adjustment		2
4	F05008-78	Bolt, 1/2-13 X 4" Hex Head		1
5	F05011-2	Washer, 1/2" SAE Flat		3
6	F05010-8	Nut, 1/2-13 Nylon Lock		2
7	F05008-94	Bolt, 1/2-13 x 3 1/2" Carriage		1
	079144	Cover Kit, Front/Rear Bed Rail SS		1
8	016898	Cover, Stainless Steel Bed Rail		1
9	F05006-10	Bolt, 5/16-18 X 2 1/2" Hex Head		3
10	F05010-6	Nut, 5/16-18 Hex Lock		3
		Hydraulic Toe Board Parts		
	034548	BED RAIL ASSEMBLY, FRONT PAINTED (LT60/70 BED 1)		1
11	034544	Tube Weldment, Bed Rail 1		1
12	F05010-5	Nut, 5/8-11 Hex		2
13	S13006	Bolt, Bed Rail Adjustment		2

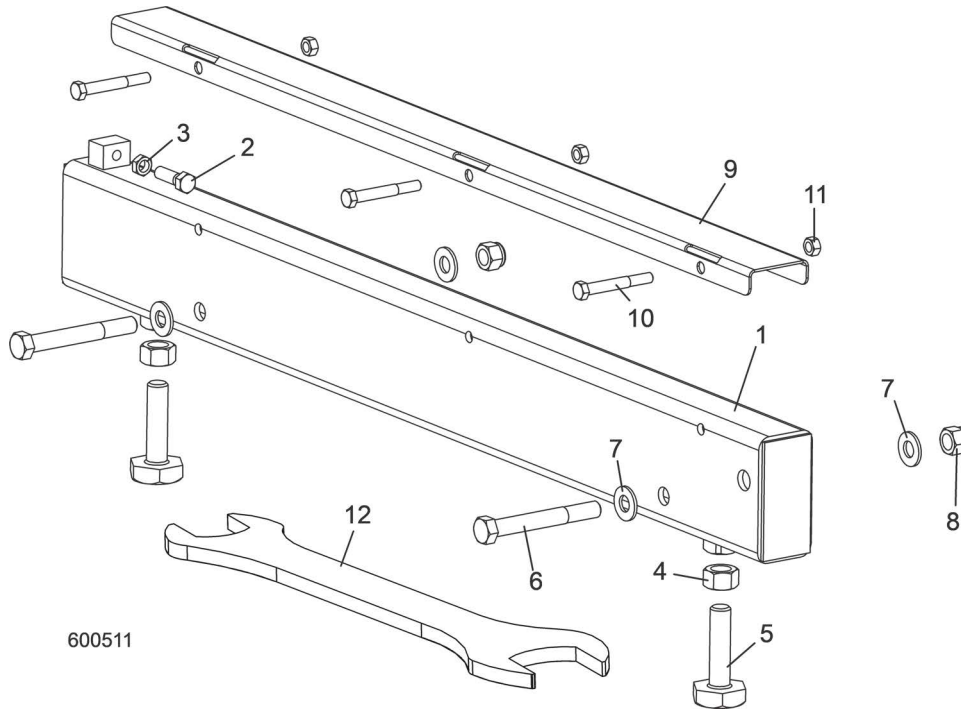
REF	PART #	DESCRIPTION	COMMENTS	QTY.
14	F05008-78	Bolt, 1/2-13 X 4" Hex Head		2
15	F05011-2	Washer, 1/2" SAE Flat		4
16	F05010-8	Nut, 1/2-13 Nylon Lock		2
	079144	Cover Kit, Front/Rear Bed Rail SS		1
17	016898	Cover, Stainless Steel Bed Rail		1
18	F05006-10	Bolt, 5/16-18 X 2 1/2" Hex Head		3
19	F05010-6	Nut, 5/16-18 Hex Lock		3
		Hydraulic Toe Board Parts		
20	015970	WRENCH, BED RAIL ADJUSTMENT		1
21	038843	CAP, BED RAIL REMOVABLE END		2
22	F05005-134	BOLT, 1/4-20 X 3/4" W/CONICAL WASHER HEAD		2

10.2 Bed Rail Assembly, Middle Front



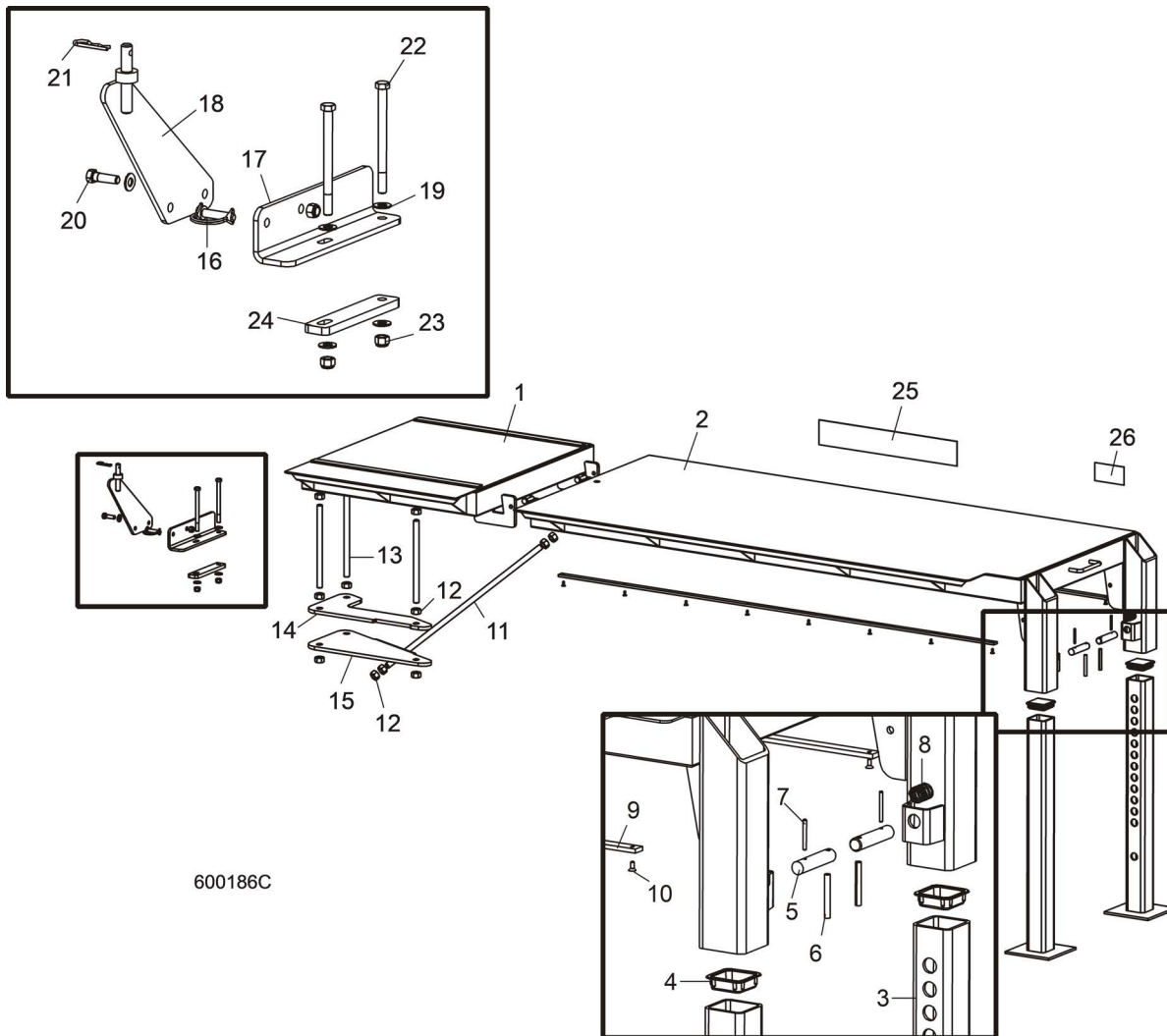
REF	PART #	DESCRIPTION	COMMENTS	QTY.
	034549	BED RAIL ASSEMBLY, FRONT MIDDLE (LT60/70 BED 2)		1
1	034545	Bed Rail Tube, Short	Available in assemblies only.	1
2	F05010-5	Nut, 5/8-11 Hex		2
3	S13006	Bolt, Bed Rail Adjustment		2
4	S04058	Plate, Bed Rail End Cap	Available in assemblies only.	2
5	F05008-78	Bolt, 1/2-13 X 4" Hex Head Grade 5		2
6	F05011-2	Washer, 1/2" SAE Flat		4
7	F05010-8	Nut, 1/2-13 Nylon Lock		2
	A09956	Cover Assembly, Stainless Steel Bed Rail (Long)		1
8	S09944	Cover, Stainless Steel Bed Rail	Available in assemblies only.	1
9	F05006-10	Bolt, 5/16-18 X 2 1/2" Hex Head		3
10	F05010-6	Nut, 5/16-18 Hex Lock		3
11	015970	WRENCH, BED RAIL ADJUSTMENT		1

10.3 Bed Rail Assembly, Middle Rear



REF	PART #	DESCRIPTION	COMMENTS	QTY.
	034550	BED RAIL ASSEMBLY, REAR MIDDLE PAINTED (LT60/70 BED 3)		1
1	034546	Tube Weldment, Bed Rail 3		1
2	F05007-2	Screw, 3/8-16x1 1/4 HHC		1
3	F05010-29	Nut, 3/8-16 Hex Jam		1
4	F05010-5	Nut, 5/8-11 Hex		2
5	S13006	Bolt, Bed Rail Adjustment		2
6	F05008-78	Bolt, 1/2-13 X 4" Hex Head Grade 5		2
7	F05011-2	Washer, 1/2" SAE Flat		4
8	F05010-8	Nut, 1/2-13 Nylon Lock		2
	A09956	Cover Assembly, Stainless Steel Bed Rail (Long)		1
9	S09944	Cover, Stainless Steel Bed Rail	Available in assemblies only.	1
10	F05006-10	Bolt, 5/16-18 X 2 1/2" Hex Head		3
11	F05010-6	Nut, 5/16-18 Hex Lock		3
12	015970	WRENCH, BED RAIL ADJUSTMENT		1

10.4 Board Return Table Assembly (Optional)

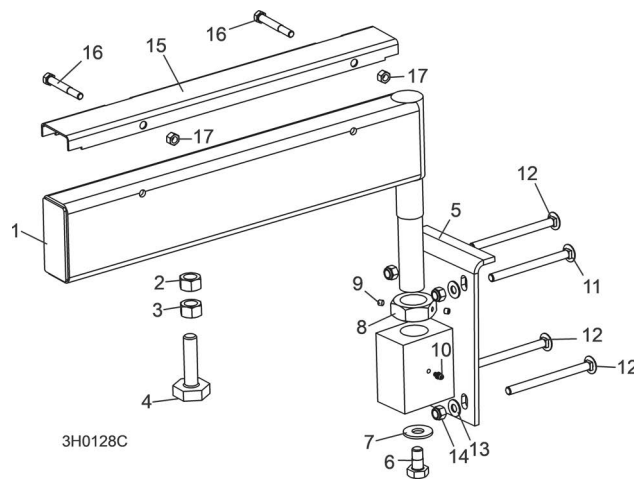


600186C

REF	PART #	DESCRIPTION	COMMENTS	QTY.
	BT1	TABLE ASSEMBLY, BOARD		1
1	045826	Table Weldment, Short Board		1
2	036670	Table Weldment, Long Board		1
3	W07537	Leg Weldment, Outrigger		2
4	P09926	Cap, Plastic Outrigger Leg		1
	016148	Pin Assembly, Outrigger Pull		2
5	016147	Pin, 3/4" Outrigger Pull	Available in assemblies only.	1
6	F05012-47	Pin, 5/16" x 2 1/2" Roll		1
7	F05012-103	Pin, 3/16" x 1 3/4" Roll		2
8	016145	Spring, .92" x 1 1/2" x .079" Compression		2
9	046400	Strip, 1/4" x 3/4" x 60"		2
10	F05004-61	Screw, #10-24 x 1/2" Flat Socket Head		16
11	046061	Rod, 5/8-11 x 24 1/2" Threaded		1
12	F05010-5	Nut, 5/8-11 Hex		13
13	045844	Rod, 5/8-11x 10" Threaded		3
14	045832	Plate, Upper Board Table Clamp		1
15	045833	Plate, Lower Board Table Clamp		1
16	046412	Pin, 3/8" x 1 3/8" Wire Lock		3

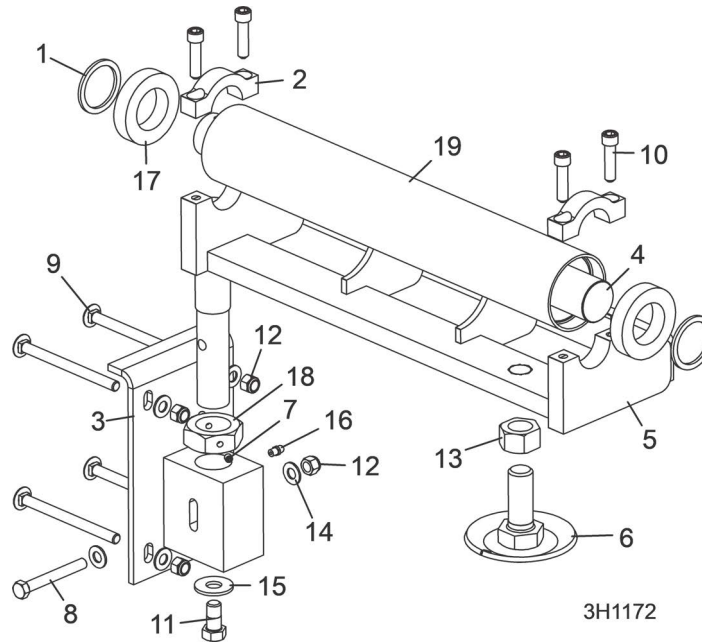
REF	PART #	DESCRIPTION	COMMENTS	QTY.
17	046091	Bracket, Board Table Mount		1
18	046095	Pin Weldment, Board Table Mount		1
19	F05011-3	Washer, 3/8" SAE Flat		5
20	F05007-123	Bolt, 3/8-16 x 1 1/4" Hex Head Grade 5		1
21	P05059	Pin, 1/8" x 1 13/16" Safety Retaining		1
22	F05007-86	Bolt, 3/8-16 x 5" Hex Head Grade 5		2
23	F05010-10	Nut, 3/8-16 Hex Nylon Lock		3
24	046099	Bracket, Lower Table Mount Clamp		1
25	S12281	Decal, Wood-Mizer Logo		1
26	015365	Decal, Board Return Danger		1

10.5 Pivot Bed Rail Assembly



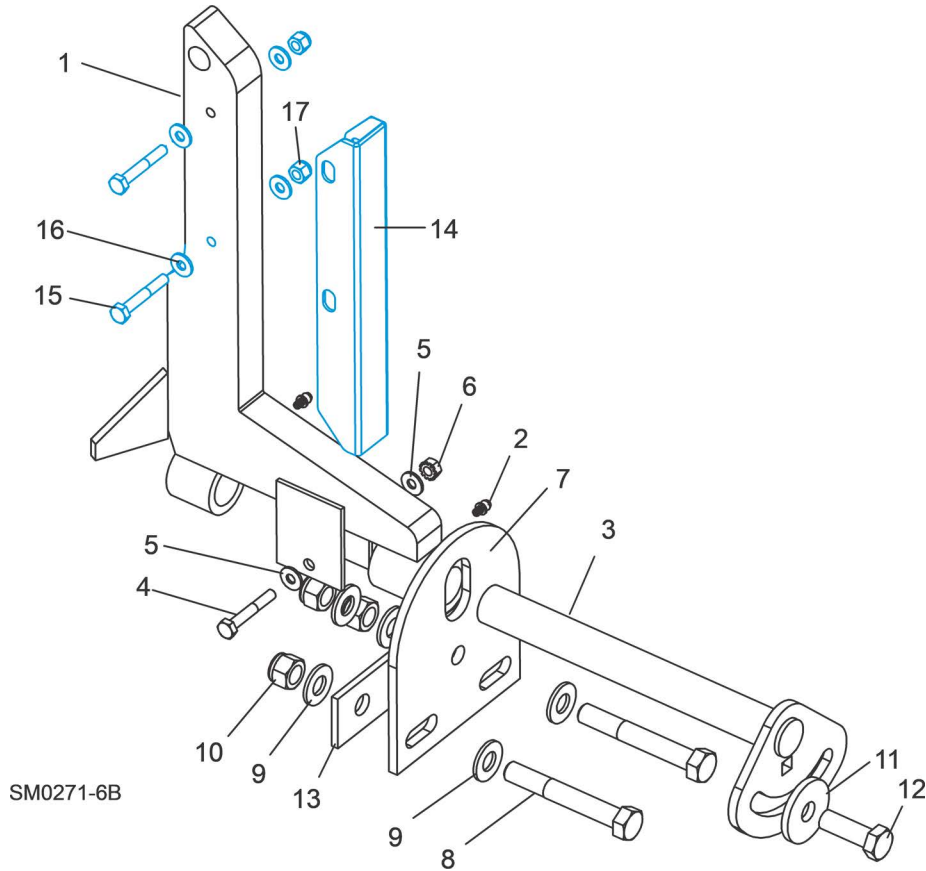
REF	PART #	DESCRIPTION	COMMENTS	QTY.
	A13015	PIVOT BED RAIL ASSEMBLY (LT70HD)		21
	012993	PIVOT BED RAIL ASSEMBLY		2
1	W13014	Pivot Bed Rail Weldment (LT70HD)	Available in assemblies only.	1
	012992	Pivot Bed Rail Weldment (Available in assemblies only.	1
2	F05010-84	Nut, 5/8-11 Pilot Weld		2
3	F05010-5	Nut, 5/8-11 Hex		2
4	S13006	Bolt, Bed Rail Adjustment		2
5	W13090	Bracket, Pivot Rail Mounting		1
6	F05008-50	Bolt, 1/2-13 x 1" Hex Head Grade 2		1
7	F05011-52	Washer, 9/16" SAE Flat		1
8	S13016	Nut, Pivot Rail Adjustment		1
9	F05005-42	Screw, 1/4-28 x 1/4" Brass Tip Set		2
10	P04107	Fitting, 3/16" Grease		1
11	F05007-114	BOLT, 3/8-16 X 4 3/4" CARRIAGE HEAD		2
12	F05007-113	BOLT, 3/8-16 X 5" CARRIAGE HEAD		6
13	F05011-3	WASHER, 3/8" SAE FLAT		8
14	F05010-10	NUT, 3/8-16 NYLON LOCK		8
	017710	COVER KIT, PIVOT RAIL STAINLESS STEEL (LT70HD)		2
	015926	COVER KIT, PIVOT RAIL STAINLESS STEEL		2
15	S13012	Cover, Stainless Steel Pivot Bed Rail (LT28LT40LT70HD)		1
	012994	Cover, Stainless Steel Pivot Bed Rail (LT30LT60HD)		1
16	F05006-10	Bolt, 5/16-18 X 2 1/2" Hex Head		2
17	F05010-6	Nut, 5/16-18 Hex Lock		2
	015970	WRENCH, BED RAIL ADJUSTMENT	<i>(See Section 10.1)</i>	1

10.6 Taper Roller Pivot Assembly



REF	PART #	DESCRIPTION	COMMENTS	QTY.
	076729	PIVOT ASSEMBLY, TAPER ROLLER		1
1	074843	Plate, 1-19/32x2x1/8 Spacer		2
2	076234	Plate, Taper Roller Cap		2
3	076698	Mount Weldment, Pivot Bed Rail		1
4	076753	Shaft, Toe Board 1-9/16 Dia		1
5	076754	Pivot Weldment, Taper Roller		1
6	079075	Roller Weldment, Taper Roller Height Adjust		1
7	F05005-42	Screw, 1/4-28x1/4 SH Brass Tip Set		2
8	F05007-1	Bolt, 3/8-16x3 FT Hex Head		1
9	F05007-114	Bolt, 3/8-16x4 3/4 Carriage		4
10	F05007-36	Screw, 3/8-16x1 1/2 BO SHC		4
11	F05008-50	Bolt, 1/2-13x1 Hex Head		1
12	F05010-10	Nut, 3/8-16 Hex Nyloc		5
13	f05010-136	Nut, 7/8-9 Free		1
14	F05011-3	Washer, 3/8 Flat SAE		6
15	F05011-52	Washer, 9/16 Flat		1
16	P05060	Fitting, 1/4-28 Grease		1
17	P13024	Bearing, 1.575x2.677x.591		2
18	S13016	Nut, Pivot Rail Adjust		1
19	S13020	Tube, 2 1/2x17 1/2 Toe Board		1
	015970	WRENCH, BED RAIL ADJUSTMENT	<i>(See Section 10.1)</i>	1

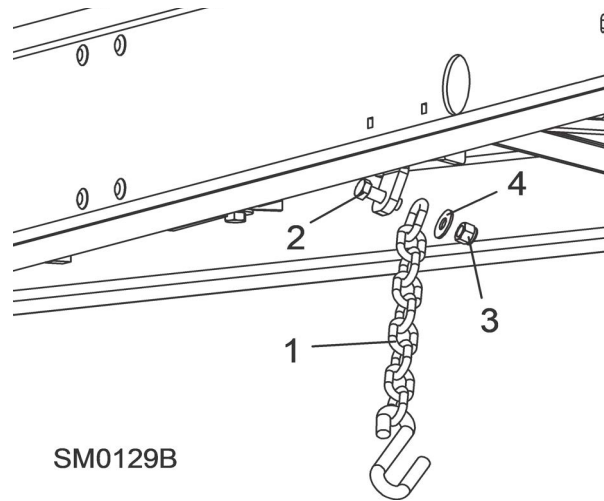
10.7 Log Side Support Assembly (Manual)



REF	PART #	DESCRIPTION	COMMENTS	QTY.
1	015235	SUPPORT, LOG SIDE		24
2	P04107	Fitting, 3/16" Grease		2
	016559	MOUNTING KIT, LOG SIDE SUPPORT		24
3	016544	Pin, Log Side Support Pivot		1
4	F05005-4	Bolt, 1/4-20 X 1 1/2" Hex Head Grade 5		1
5	F05011-11	Washer, 1/4" SAE Flat		2
6	F05010-9	Nut, 1/4-20 Self Locking		1
7	016555	Plate, Log Side Support End		1
8	F05008-61	Bolt, 1/2-13 X 3 1/2" Hex Head Grade 5		2
9	F05011-2	Washer, 1/2" SAE Flat		5
10	F05010-8	Nut, 1/2-13 Hex Nylon Lock		3
11	014632	Washer, .52" x 1.69"		1
12	F05008-33	Bolt, 1/2-13 X 1 1/2" Hex Head Grade 5		1
13	016558	Plate, Side Support Washer Clamp		1
	016562	ROLLER KIT, SIDE SUPPORT		4
14	016561	Roller, Side Support		2
15	F05011-5	Washer, 5/8" SAE Flat		6
16	F05009-118	Bolt, 5/8-11 x 3 3/4" Hex Head Grade 5		1

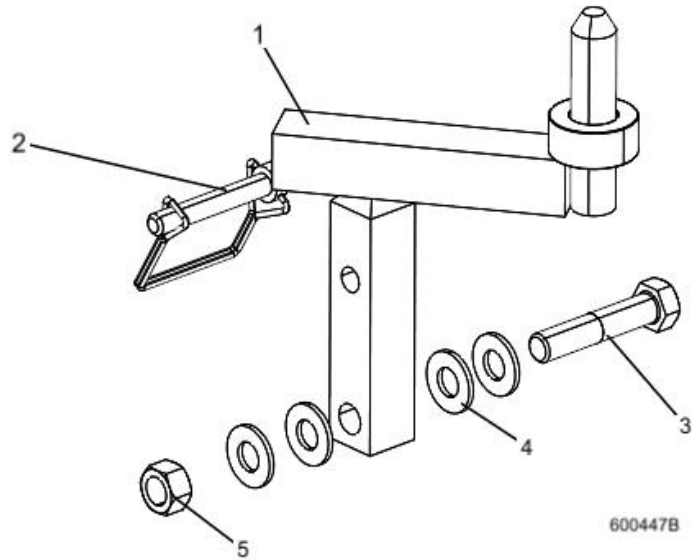
REF	PART #	DESCRIPTION	COMMENTS	QTY.
17	F05010-96	Nut, 5/8-11 Hex Nylon Lock Jam		1
18	016560	Bushing, Bronze 5/8" x 1" x 3/4"		2
	F05008-94	Bolt, 1/2-13 x 3 1/2" Carriage Head		1
	016562-526	Instruction Sheet, Side Support Roller		1
	016798	GUARD KIT, STAINLESS STEEL SIDE SUPPORT		1
19	016722	Guard, Stainless Steel Side Support		4
20	F05005-4	Bolt, 1/4-20 x 1 3/4" Hex Head		8
21	F05011-11	Washer, 1/4" SAE Flat		16
	F05011-5	Washer, 5/8" SAE Flat	Required on each side of side support to provide clearance for side support guards.	4
22	F05010-69	Nut, 1/4-20 Hex Nylon Lock		8

10.8 Safety Chain Assembly



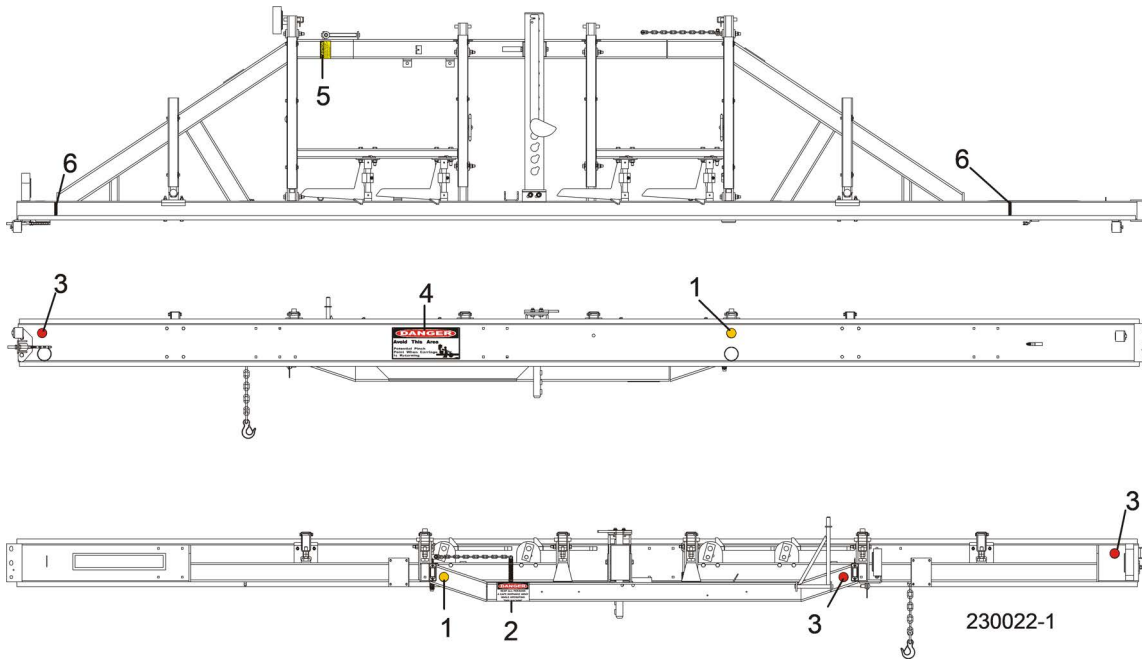
REF	PART #	DESCRIPTION	COMMENTS	QTY.
1	107972	CHAIN, 15 INCH SAFETY		1
2	F05008-33	BOLT, 1/2-13X1 1/2 HEX HEAD GRADE 5		1
3	F05010-8	NUT, 1/2-13 NYLON HEX LOCK		1
4	F05011-35	WASHER, 7/16 STANDARD FLAT		1

10.9 Saw Head Rest Pin Assembly



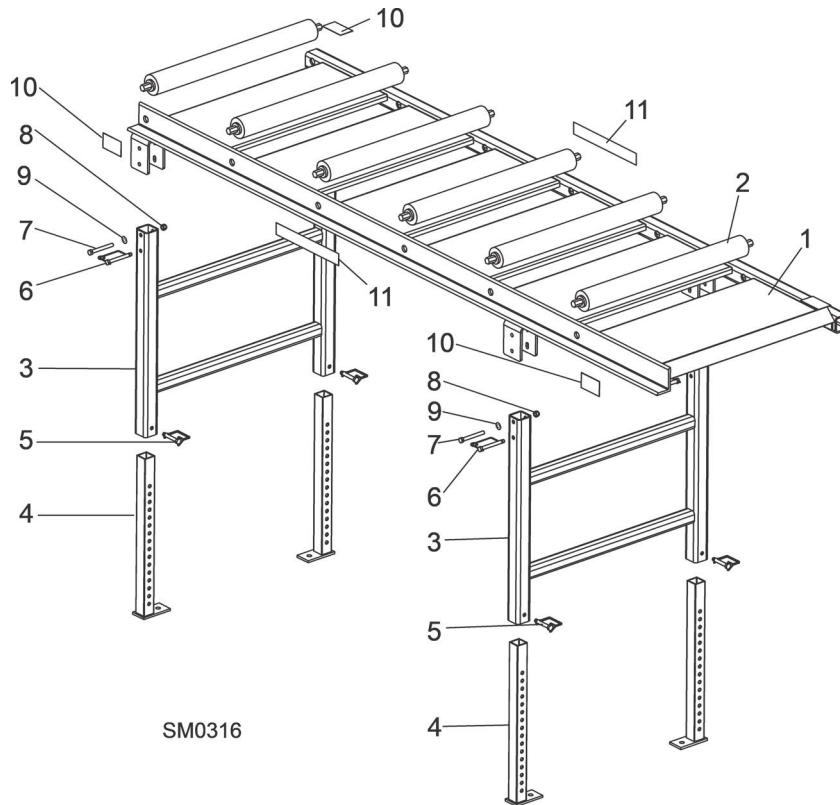
REF	PART #	DESCRIPTION	COMMENTS	QTY.
	074596	Pin Assembly, LT70 Rest		1
	074597	Pin Assembly, LT70 Rest (Wide Head)		1
1	074126	Pin, Saw Head Rest		1
	074127 ¹	Pin, Saw Head Rest (Wide Head)		1
2	014151	Pin, 3/8" x 2 1/4" Snap Retainer		1
3	F05008-74	Bolt, 1/2-13 x 2 1/2" Hex Head Grade 5		1
4	F05011-2	Washer, 1/2" SAE Flat		4
5	F05010-3	Nut, 1/2-13 Hex Lock		1

10.10 Bed Frame Decals



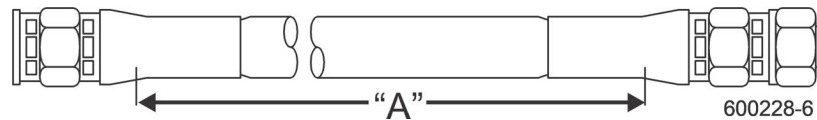
REF	PART #	DESCRIPTION	COMMENTS	QTY.
1	P07453	DECAL, AMBER REFLECTIVE 2" ROUND		2
2	S09851	DECAL, KEEP AWAY DANGER		1
3	P07452	DECAL, RED REFLECTIVE 2" ROUND		3
4	P10287	DECAL, PINCH POINT DANGER		1
5	S12581	DECAL, SAW HEAD REST CAUTION		1
6	S12051	DECAL, LOG LIMIT STRIPE		2

10.11 Board Outfeed Table (Optional)



REF	PART #	DESCRIPTION	COMMENTS	QTY.
	016652	TABLE ASSEMBLY, BOARD OUTFEED		1
1	016606	Table Weldment, Board Outfeed		1
2	038167	Roller, 2 1/2" x 25"		6
3	016609	Mount Weldment, Outfeed Table Leg		2
4	016651	Leg Weldment, Outfeed Table		4
5	014151	Pin, 3/8" x 2 1/4" Square Wire Lock		4
6	016677	Pin, Snap - Coil Tension		4
7	F05004-123	Bolt, 3/8-16x3 1/2 HH Gr5		4
8	F05010-222	Nut, 3/8-16 Flanged Hex Nylock		4
9	F05011-3	Washer, 3/8 Flat SAE		4
10	S12641	Decal, Hand Pinch Point Warning		4
11	015882	Decal, Wood-Mizer Logo 10.25"		2

SECTION 11 BED HYDRAULIC SYSTEM

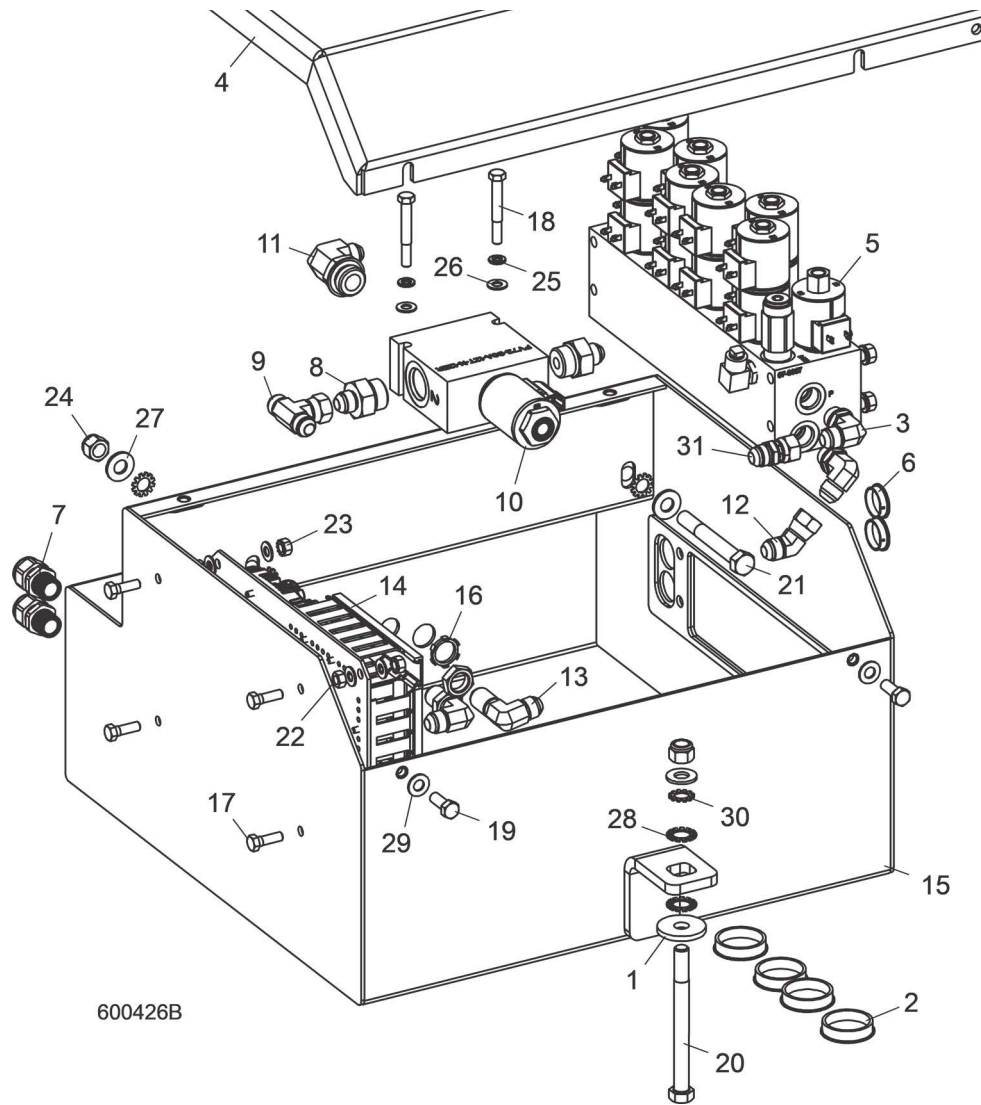


11.1 Hydraulic Hoses

ID	Color	Length	Description	Wood-Mizer Part#
H1	N/A	44"	Assy, 3/4x44 Hydraulic Suction Hose	074591
H2	Yellow	124"	1/2" Hydraulic Pump to Head Manifold Pressure 90 Fitting	079004-124
H3	Green	124"	1/2" Hydraulic Pump to Head Manifold Pressure T Fitting	079004-124
H4	Orange	7"	1/2" Head Manifold Bypass to Pressure 90 Fitting	079004-7
H5	Red	254"	1/2" Pressure 90 Fitting to Pressure Bulkhead	079004-254
H6	N/A	97"	Assy, 5/8x44 Hydraulic Hose	074593
H7	N/A	44"	Assy, 5/8x44 Hydraulic Hose	074592
H8	Blue	254"	1/2" Return T Fitting to Return Bulkhead	079004-254
H9	Steel Line		Tube, Feed Outside 1/2" Steel Hydraulic	075317
H10	Steel Line		Tube, Feed inside 1/2" Steel Hydraulic	075316
H13	Steel Line		Tube, Up/Dn Short 3/8" Steel Hydraulic	075226
H14	Steel Line		Tube, Up/Dn Long 3/8" Steel Hydraulic	075227
H15	White	16"	1/2" Pressure Bulkhead to Proportional Valve #1	079004-16
H16	N/A	34"	1/2" Prop Valve #3 to Bed Manifold Pressure	079004-34
H17	Black	16"	1/2" Bed Manifold Tank to Prop #2 Branch T Fitting	079004-16
H18	Purple	11"	1/2" Prop #2 Branch T Fitting To Return Bulkhead	079004-11
H19	Black	87"	1/4" Rear Toe Board Base	079000-87
H20	Purple	81"	1/4" Rear Toe Board Top	079000-81
H21	Black	65"	3/8" Log Turner Motor Closest to Frame	079001-65
H22	Purple	61"	3/8" Log Turner Motor Away from Frame	079001-61
H23	Yellow	32"	1/4" Clamp Up	079000-32
H24	Green	43"	1/4" Clamp Down	079000-43
H25	White	23"	3/8" Clamp In	079001-23
H26	Orange	20"	3/8" Clamp Out	079001-20
H27	Pink	15"	3/8" Side Support Base	079001-15
H28	N/A	16"	3/8" Side Support Top	079001-16
H29	N/A	73"	3/8" Log Turner Base	079001-73
H30	Orange	65"	3/8" Log Turner Top	079001-65
H31	Gray	56"	1/4" Front Toe Board Base	079000-56
H32	Yellow	52"	1/4" Front Toe Board Top	079000-52
H33	Red	20"	3/8" Loading Arm Base	079001-20
H34	Blue	21"	3/8" Loading Arm Top	079001-21
H35	Yellow	77"	3/8" Loading Arm Branch Base	079001-77
H36	Yellow	34"	3/8" Loading Arm Branch Base	079001-34
H37	Green	74"	3/8" Loading Arm Branch Top	079001-74
H38	Green	34"	3/8" Loading Arm Branch Top	079001-34
H39	N/A	48"	Hose, 3/8" Hydraulic w/Fittings 48" HP	079001-48
H40	N/A	48"	Hose, 3/8" Hydraulic w/Fittings 48" HP	079001-48
H41	N/A	48"	Hose, 3/8" Hydraulic w/Fittings 48" HP	079001-48
H42	N/A	48"	Hose, 3/8" Hydraulic w/Fittings 48" HP	079001-48
H43	N/A	84"	Hose, 3/8" Hydraulic w/Fittings CS 84" Long, 90	079001-84
H44	N/A	84"	Hose, 3/8" Hydraulic w/Fittings CS 84" Long, 90	079001-84

HYDRAULIC HOSES

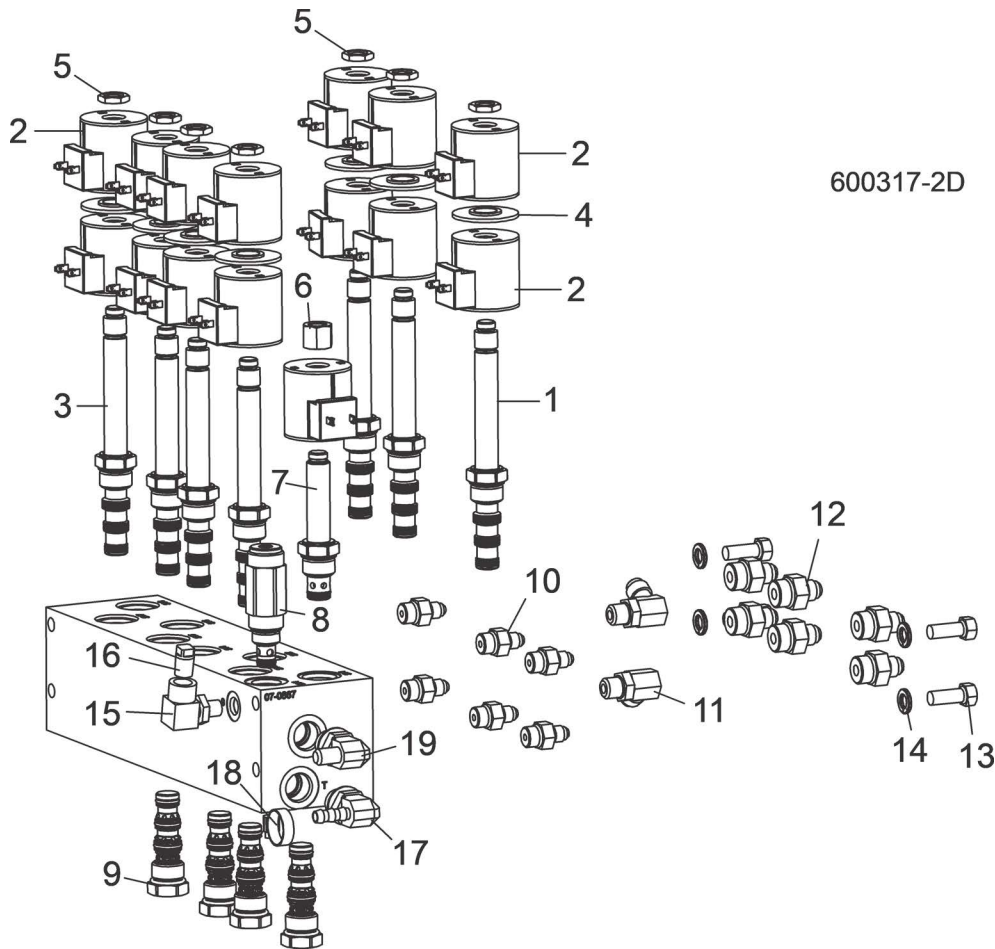
11.2 Hydraulic Box



REF	PART #	DESCRIPTION	COMMENTS	QTY.
	078061	BOX ASSEMBLY, LT70 HYDRAULIC BED		1
1	014632	Washer, .52" x 1.69"		1
2	016419	Plug, 1 3/4" Dia. Plastic		4
3	016806	Fitting, #8 SAE-1/2 JIC 90 Elbow		2
4	034636	Plate, Hydraulic Box Top		1
5		Valve Parts	See Section 11.7	
6	036778	Plug, 1 3/32 Nylon		2
7	051299	Connector, 1/2" NPT .17-.47		3
	074447	Valve Assembly, LT70 Hydraulic Proportional		1
8	074448	Fitting, 12 SAE-8 JIC Straight		3
9	074450	Fitting, 8 JIC Swivel Nut Branch Tee		1
10	078067	Valve, PV72-30 Proportional Cartridge		1
	078350	Seal Kit, PV72-30A Polyurethane		1
	078185	Valve, Proportional 15GPM PV72-30A		1

REF	PART #	DESCRIPTION	COMMENTS	QTY.
	078183	Coil, Series E 70-ER Deutsch 12VDC		1
11	074533	Fitting, 12 SAE- 8 JIC 90° Elbow		1
12	074449	Fitting, 8JIC Swivel Nut 45° Elbow		1
13	074451	Fitting, 8JIC Bulkhead 90° Union Elbow		2
14		Hydraulic Bed Control Assembly Parts	See Section 11.8	
15	078058	Box Weldment, LT70 Hydraulic Bed		1
16	E20461	Nut, 1/2" NPT Connector Lock		3
17	F05006-1	Bolt, 5/16-18 x 1" Hex Head		4
18	F05006-10	Bolt, 5/16-18 x 2 1/2" Hex Head		2
19	F05007-87	Bolt, 3/8-16 x 1" Hex Head Grade 5		4
20	F05008-28	Bolt, 1/2-13 x 5 1/2" Hex Head Grade 5		1
21	F05008-78	Bolt, 1/2-13 x 4" Hex Head Grade 5		2
22	F05010-17	Nut, 5/16-18 Hex		4
23	F05010-20	Nut, 5/16-18 Keps		4
24	F05010-8	Nut, 1/2-13 Nyl Hex Lock		3
25	F05011-13	Washer, 5/16" Split Lock		2
26	F05011-17	Washer, 5/16" SAE Flat		10
27	F05011-2	Washer, 1/2" SAE Flat		5
28	F05011-26	Washer, 5/8" Star ET		2
29	F05011-3	Washer, 3/8" Flat SAE		4
30	F05011-39	Washer, 1/2" Star ET		5
31	074689	Fitting, 8JIC Fml Swivel-8JIC Male Strt		1

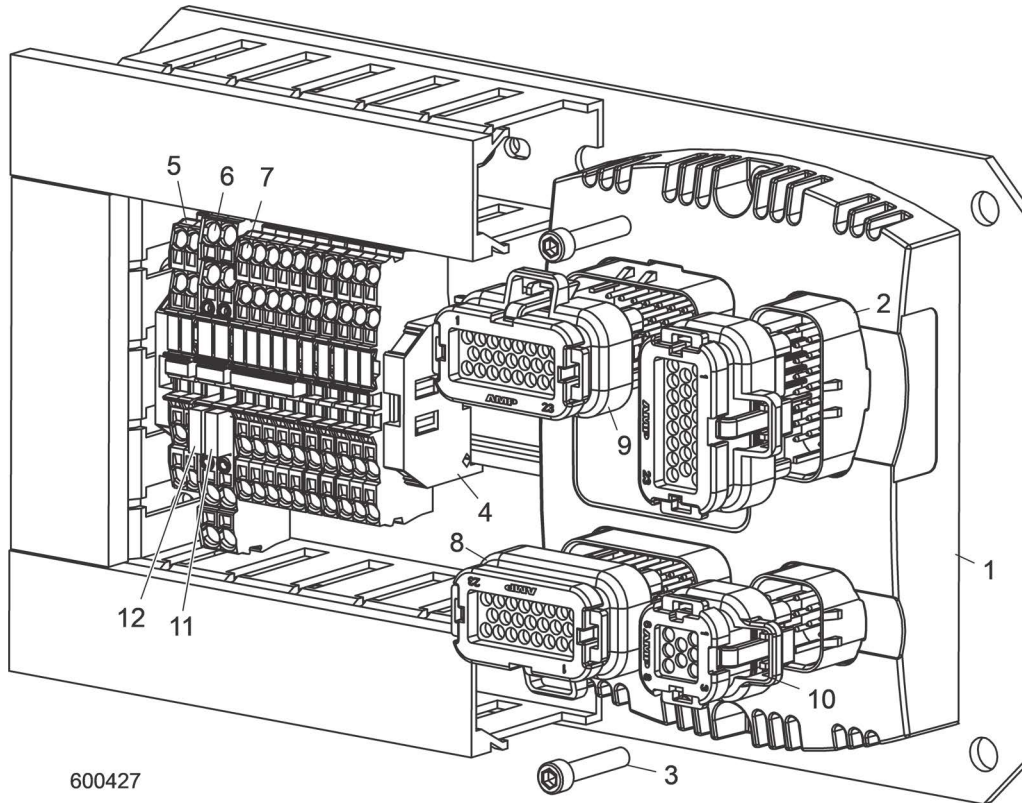
11.3 Hydraulic Valve



REF	PART #	DESCRIPTION	COMMENTS	QTY.
	036760	VALVE ASSEMBLY, LT70 REMOTE HYDRAULIC EXPANDABLE	Torque cartridge spools to 24-26 ft-lbs. Torque coil nuts to 7-10 ft-lbs.	1
	025688	Valve, 7-Spool Expandable Hydraulic		1
1	025830	Valve, SV10-47C Hydraulic (Loader, Turner, Side Support)		3
	061104	Kit, Seal SK10-4N-MMM One Per Spool		1
2	025834	Coil, 12VDC Hydraulic Valve		15
3	025829	Valve, SV10-47D Hydraulic (Toe Boards, Clamp)		4
	061104	Kit, Seal SK10-4N-MMM One Per Spool		1
4	025838	Spacer, SV10-47 Valve Coil		7
5	025837	Nut, SV10-47 Valve Coil		7
6	025836	Nut, SV10-21 Valve Coil		1
7	025831	Valve, SV10-21 Hydraulic (Bypass)		1
	061105	Kit, Seal SK10-2N-T One Per Spool		1
8	025833	Valve, Relief		1
	061107	Kit, Seal SK08-2N-T Relief Valve		1
9	025832	Valve, Dual PO Check		4

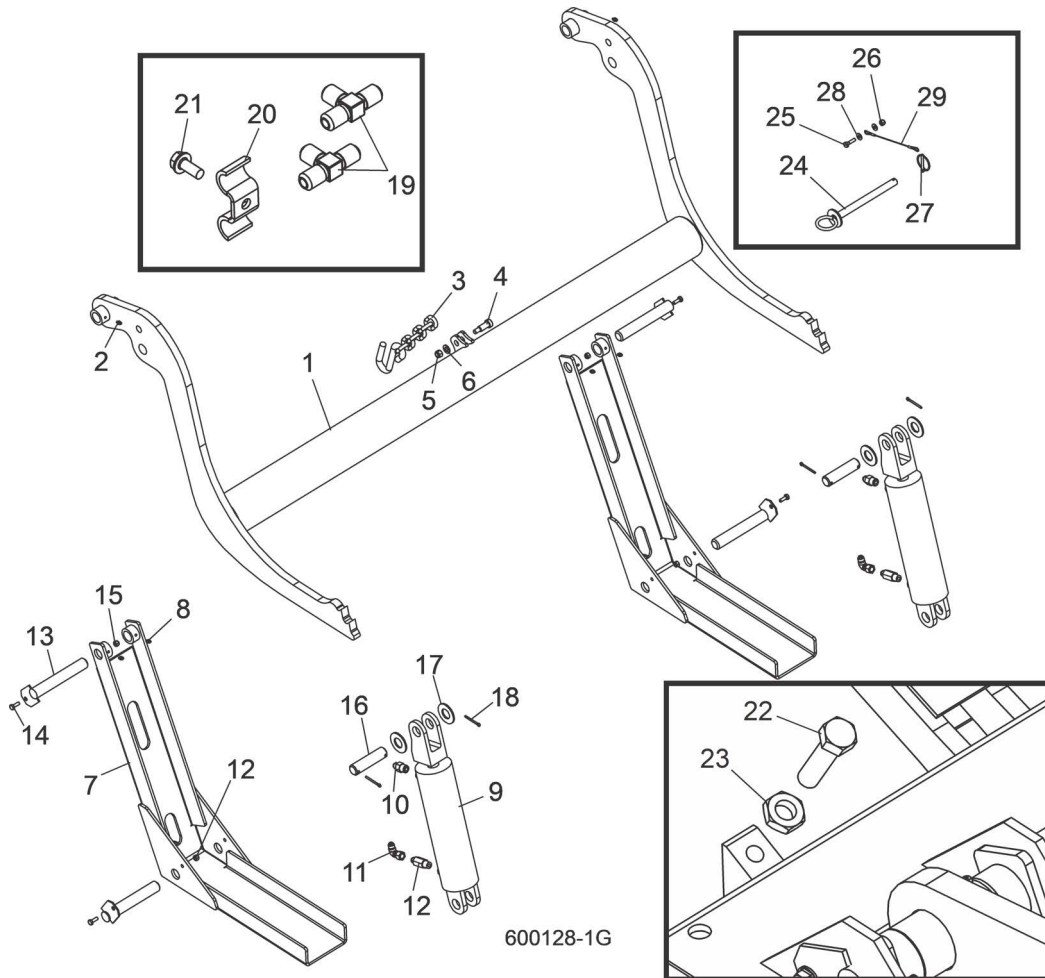
REF	PART #	DESCRIPTION	COMMENTS	QTY.
	061104	Kit, Seal SK10-4N-MMM One Per Spool		1
10	P26284	Fitting, 1/4" JIC x 3/8" O-Ring		6
11	P12704	Fitting, #6 SAE - 3/8" JIC Elbow		2
12	P12703	Fitting, #8 SAE x #6 JIC		6
13	F05007-7	Bolt, 3/8-16 x 1" Hex Head		4
14	F05011-4	Washer, 3/8" Split Lock		4
15	017881	Fitting, 1/4" SAE x 1/4" NPT Elbow		1
16	P05498	Plug, 1/4" NPT Pipe		1
17	034635	FITTING, #8 SAE X 3/8" BARB 90 (EXCEPT LT70 SUPER)		1
18	P12739	CLAMP, 11/16" HOSE (EXCEPT LT70 SUPER)		1
19	015907	FITTING, #8 SAE X #6 JIC 90° ELBOW (EXCEPT LT70 SUPER)		1

11.4 Hydraulic Bed Control Assembly



REF	PART #	DESCRIPTION	COMMENTS	QTY.
	078057	CONTROL ASSEMBLY, LT70 HYDRAULIC BED		1
1	078030-4	ECU Assembly, LT70 Hydraulic Bed		1
2	078072	Connector, AmpSeal 23-Pin Black		1
3	F05004-2	Bolt, 10-24x1 BO SHC		2
4	051986	Din Clamp, Screwless		1
5	068104	Terminal Block, 4Pos 1.5mm GND Clamp		2
6	068139	Terminal Block, Fuse Mini 12V 4Pos End		1
7	068103	Terminal Block, 4Pos 1.5mm Com Clamp		5
8	078112	Harness Assembly, LT70 Hydraulic ECU2 P1		1
9	078113	Harness Assembly, LT70 Hydraulic ECU2 P2		1
10	078114	Harness Assembly, LT70 Hydraulic ECU2 P4		1
11	024317-10	Fuse, 10A Mini Blade Red		1
12	024317-15	Fuse, 15A Mini Blade Blue		1

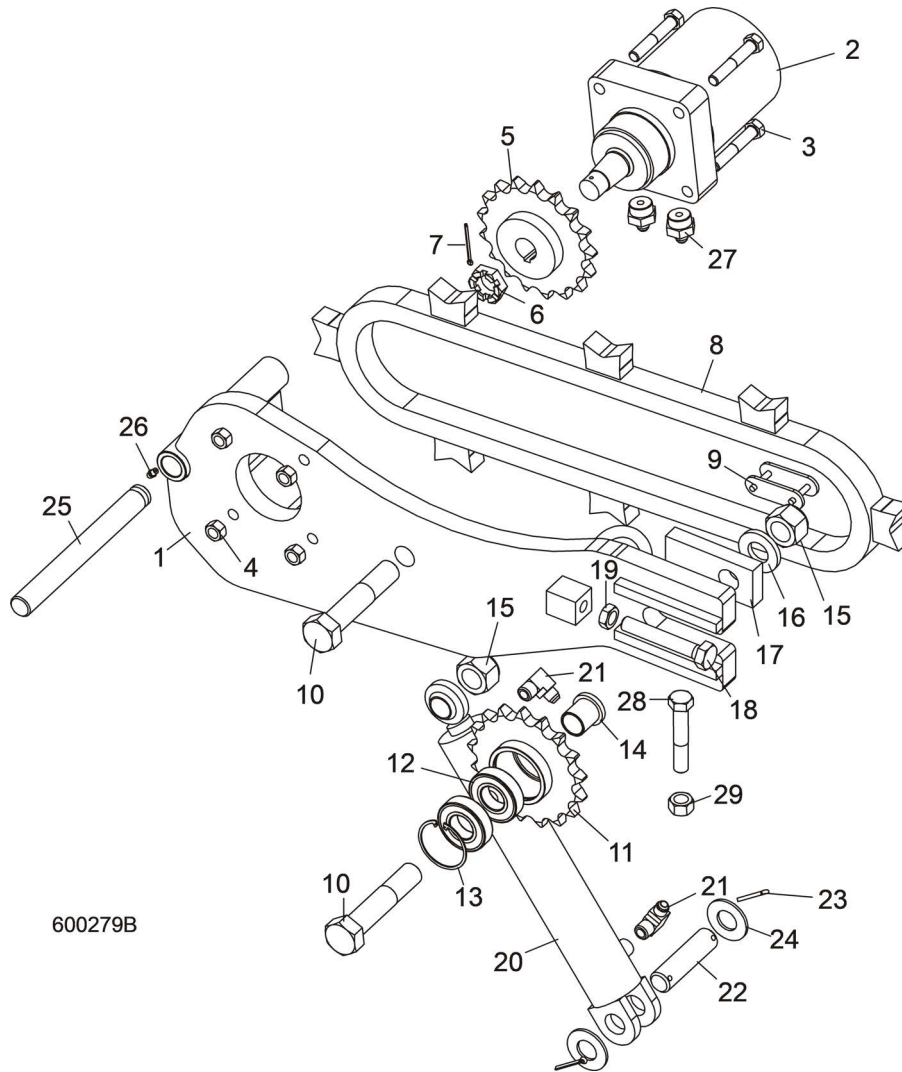
11.5 Hydraulic Log Loader (Optional)



REF	PART #	DESCRIPTION	COMMENTS	QTY.
	034539	LOADER ASSEMBLY, HYDRAULIC LOG		1
	036416	Arm Assembly, Hydraulic Log Loading		1
1	110372	Arm Weldment, Log Loading		1
2	P04107	Fitting, 3/16" Grease		2
3	110472	Chain, 12-1/2 Inch Safety		1
4	F05008-146	Bolt, 1/2 x 1 Shoulder Socket		1
5	F05010-10	Nut, 3/8-16 Hex Nyloc		1
6	F05011-3	Washer, 3/8 Flat SAE		1
7	W09444	Channel, Hydraulic Log Loading Foot		2
8	P04107	Fitting, 3/16" Grease		4
	038735	Cylinder Assembly, Hydraulic Log Loader		2
9	042754	Cylinder, 8" X 3" Hydraulic (3/8" NPT Ports)		1
	P12956	Seal Kit, 8" x 3" Hydraulic Cylinder		1
10	016819	Fitting, 3/8" NPT x 3/8" JIC Male Connector		1
11	042756	Fitting, 3/8" JIC 90° Swivel Elbow		1
12	038734	Fitting, 3/8NPT 6.5GPM Velocity Fuse		1
13	W09446	Pin, Loading Arm Mount		4
14	F05005-1	Bolt, 1/4-20 x 3/4" Hex Head Full Thread		4

REF	PART #	DESCRIPTION	COMMENTS	QTY.
15	F05010-69	Nut, 1/4-20 Hex Lock		4
16	S09251	Pin, Loading Arm Cylinder Mount		2
17	F05011-28	Washer, 1" SAE Flat		4
18	F05012-23	Pin, 3/16" X 1 1/2" Cotter		4
19	015487	Fitting, 3/8" JIC Union 'T'		1
20	016041	Clamp, 3/8" Hydraulic Hose		6
21	F05006-102	Bolt, 5/16-18 X 3/4" Hex Head Grade 5		6
22	F05008-7	BOLT, 1/2-13 X 3" HEX HEAD FULL THREAD GRADE 5		2
23	F05010-31	NUT, 1/2-13 JAM		2
	074208	ARM LOCK ASSEMBLY, LT70 WIDE LOADING (LT70 WIDE HEAD ONLY)		1
24	036692	Pin Weldment, Arm Support		1
25	F05005-101	Bolt, 1/4-20 x 1" Hex Head Grade 5		1
26	F05010-69	Nut, 1/4-20 Nylock		1
27	017604	Pin, Lynch 3/16" w/Chain		1
28	F05011-11	Washer, 1/4" SAE Flat		2
29	016090	Cable, 3/32" Dia. Board Return		1
	074207	LINK, 1/2" THEADED CHAIN QUICK (LT70 WIDE HEAD ONLY)		1

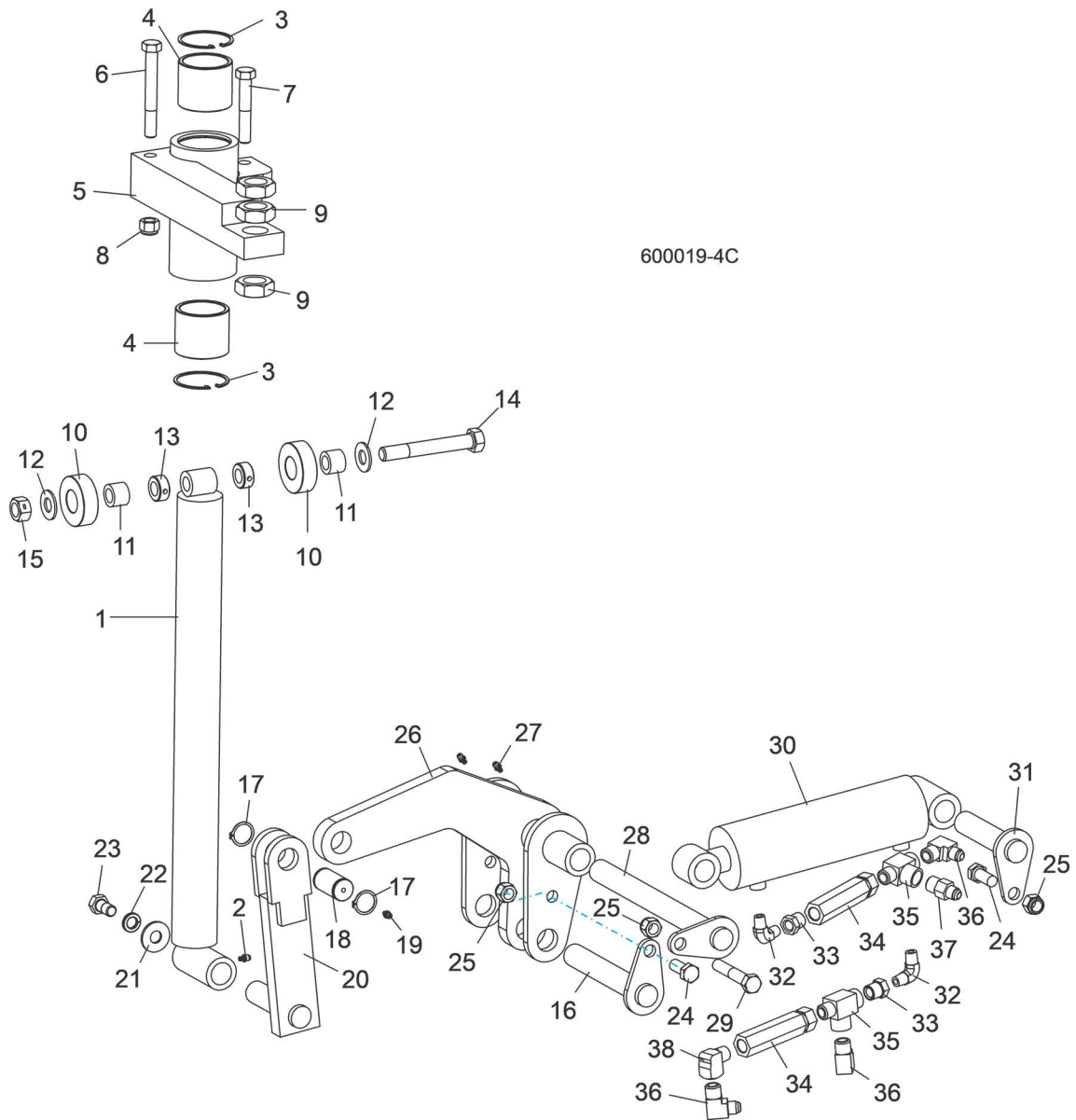
11.6 Hydraulic Log Turner (Optional)



REF	PART #	DESCRIPTION	COMMENTS	QTY.
	006095	ARM ASSEMBLY, HYDRAULIC LOG TURNER		1
1	006471	Arm Weldment, Hydraulic Log Turner		1
2	007331	Motor, Hydraulic Log Turner		1
	061427	Kit, Seal Rebuild		1
3	F05008-23	Bolt, 1/2-13 x 3" Hex Head Grade 5		4
4	F05010-3	Nut, 1/2-13 Hex Lock		4
5	042192	Sprocket Weldment, Log Turner Drive		1
6	018741-2	Nut, Hydraulic Motor Castle		1
7	F05012-43	Pin, 1/8" x 1 3/4" Cotter		1
8	006097	Chain Weldment, Log Turner		1
9	016796	Link, #2080H Master		1
10	F05004-132	Bolt, 1-8 x 5" Hex Head Grade 8		2
	042193	Sprocket Assembly, Idler		1
11	042191	Sprocket Weldment, Idler		1
12	P11035	Bearing, 6206 25 Idler		2

REF	PART #	DESCRIPTION	COMMENTS	QTY.
13	F04254-12	Ring, 62mm #472 DIN Inside Retaining		1
14	042187	Spacer, Idler Sprocket		2
15	F05010-109	Nut, 1-8 Hex Lock		2
16	038749	Washer, 1" ID x 2" OD x 1/4"		1
17	042188	Plate, Log Turner Chain Tensioner		1
18	F05009-31	Bolt, 5/8-11 x 4" Hex Head Full Thread Grade 5		1
19	F05010-82	Nut, 5/8-11 Hex Jam		1
20	128113	Cylinder, 2" x 10" Welded Rod End Hydraulic		1
21	016820	Fitting, 3/8" NPT x 3/8" JIC 90° Elbow		2
22	S09251	Pin, 1" x 3.88"		1
23	F05012-23	Pin, 3/16" x 1 1/2" Cotter		2
24	F05011-28	Washer, 1" SAE Flat		2
25	006722	Rod, Grooved Turner Mount		1
26	P05060	Fitting, 1/4-28 Grease		1
27	017640	Fitting, #10 SAE x 3/8" JIC Straight		2
28	F05009-16	BOLT, 5/8-18 X 3 1/2" HEX HEAD BOLT FULL THREAD		1
29	F05010-50	NUT, 5/8-18 HEX		1

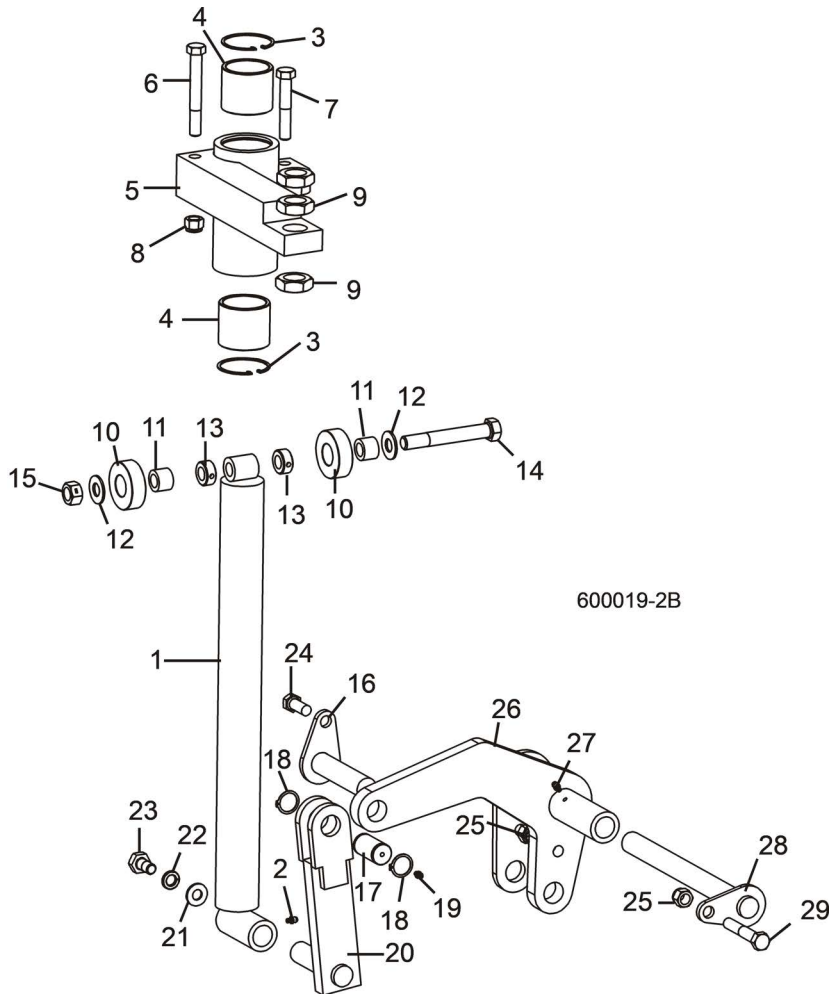
11.7 Hydraulic Log Side Supports (Front)



REF	PART #	DESCRIPTION	COMMENTS	QTY.
	034732	SUPPORT ASSEMBLY, VERTICAL HYDRAULIC SIDE		1
1	034704	Rod Weldment, Vertical Side Support		1
2	P04107	Fitting, 3/16" Straight Grease		1
3	F04254-12	Ring, 62mm Din #472 Inside Retaining		2
4	042262	Bushing, Side Support		2
5	034703	Mount Weldment, Vertical Side Support		1
6	F05008-78	Bolt, 1/2-13 x 4" Hex Head Grade 5		1
7	F05008-23	Bolt, 1/2-13 x 3" Hex Head Grade 5		1
8	F05010-8	Nut, 1/2-13 Hex Nylon Lock		2
9	F05010-118	Nut, 1-14 Hex Jam		3
	034733	Roller Kit, Side Support		1
10	016561	Roller, Side Support		2
11	016560	Bushing, 5/8" x 1" x 3/4" Bronze		2

REF	PART #	DESCRIPTION	COMMENTS	QTY.
12	F05011-5	Washer, 5/8" SAE Flat		2
13	P05035	Collar, 5/8" Lock		2
14	F05009-10	Bolt, 5/8-11 x 4 1/2" Hex Head Grade 5		1
15	F05010-4	Nut, 5/8-11 Hex Lock		1
16	106880	PIN WELDMENT, 6-5/16" PIVOT		1
	036053	PIN ASSEMBLY, SIDE SUPPORT PIVOT		1
17	F04254-15	Ring, 1" 3100-100 Outside Retaining		2
18	034718	Pin, Grooved Pivot	Available in assemblies only.	1
19	P04107	Fitting, 3/16" Straight Grease		1
20	034711	PUSHER WELDMENT, LOWER SIDE SUPPORT		1
21	F05011-52	WASHER, 9/16" SAE FLAT		1
22	F05011-9	WASHER, 1/2" SPLIT LOCK		1
23	F05008-50	BOLT, 1/2-13 X 1" HEX HEAD		1
24	F05008-37	BOLT, 1/2"-13 X 1 1/4" HEX HEAD GRADE 5		2
25	F05010-8	NUT, 1/2-13 HEX NYLON LOCK		3
26	106868 ¹	ARM WELDMENT, SIDE SUPPORT FRONT LIFT		1
27	P04107	FITTING, 3/16" STRAIGHT GREASE		2
28	034728	PIN WELDMENT, 10 7/8" PIVOT		1
29	F05008-23	BOLT, 1/2-13 X 3" HEX HEAD GRADE 5		1
30	034736	CYLINDER, 2 1/2" X 6" X 1/4" NPT PORT HYDRAULIC		1
31	034726	PIN WELDMENT, 4 3/8" PIVOT		1
32	P09140	FITTING, 1/4" NPT MALE PIPE ELBOW		2
33	015490	FITTING, 3/8" NPT X 1/4" NPT REDUCER		2
34	015484	VALVE, SIDE SUPPORT SEQUENCE		2
35	016822	FITTING, 3/8" NPT MALE RUN TEE		2
36	016820	FITTING, 3/8" NPT X 3/8" JIC ELBOW		3
37	016819	FITTING, 3/8" NPT X 3/8" JIC CONNECTOR		1
38	P05759	FITTING, 3/8" NPT STREET ELBOW		1

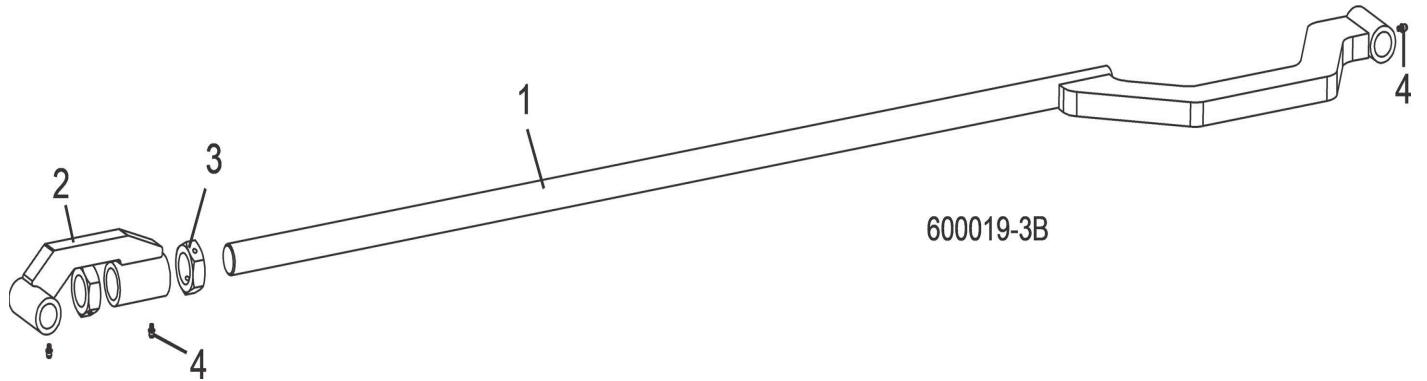
11.8 Hydraulic Log Side Supports (Rear)



REF	PART #	DESCRIPTION	COMMENTS	QTY.
	034732	SUPPORT ASSEMBLY, VERTICAL HYDRAULIC SIDE		1
1	034704	Rod Weldment, Vertical Side Support		1
2	P04107	Fitting, 3/16" Straight Grease		1
3	F04254-12	Ring, 62mm Din #472 Inside Retaining		2
4	042262	Bushing, Side Support		2
5	034703	Mount Weldment, Vertical Side Support		1
6	F05008-78	Bolt, 1/2-13 x 4" Hex Head Grade 5		1
7	F05008-23	Bolt, 1/2-13 x 3" Hex Head Grade 5		1
8	F05010-8	Nut, 1/2-13 Hex Nylon Lock		2
9	F05010-118	Nut, 1-14 Hex Jam		3
	034733	Roller Kit, Side Support		1
10	016561	Roller, Side Support		2
11	016560	Bushing, 5/8" x 1" x 3/4" Bronze		2
12	F05011-5	Washer, 5/8" SAE Flat		2
13	P05035	Collar, 5/8" Lock		2
14	F05009-10	Bolt, 5/8-11 x 4 1/2" Hex Head Grade 5		1
15	F05010-4	Nut, 5/8-11 Hex Lock		1
16	034726	PIN WELDMENT, 4 3/8" PIVOT		1

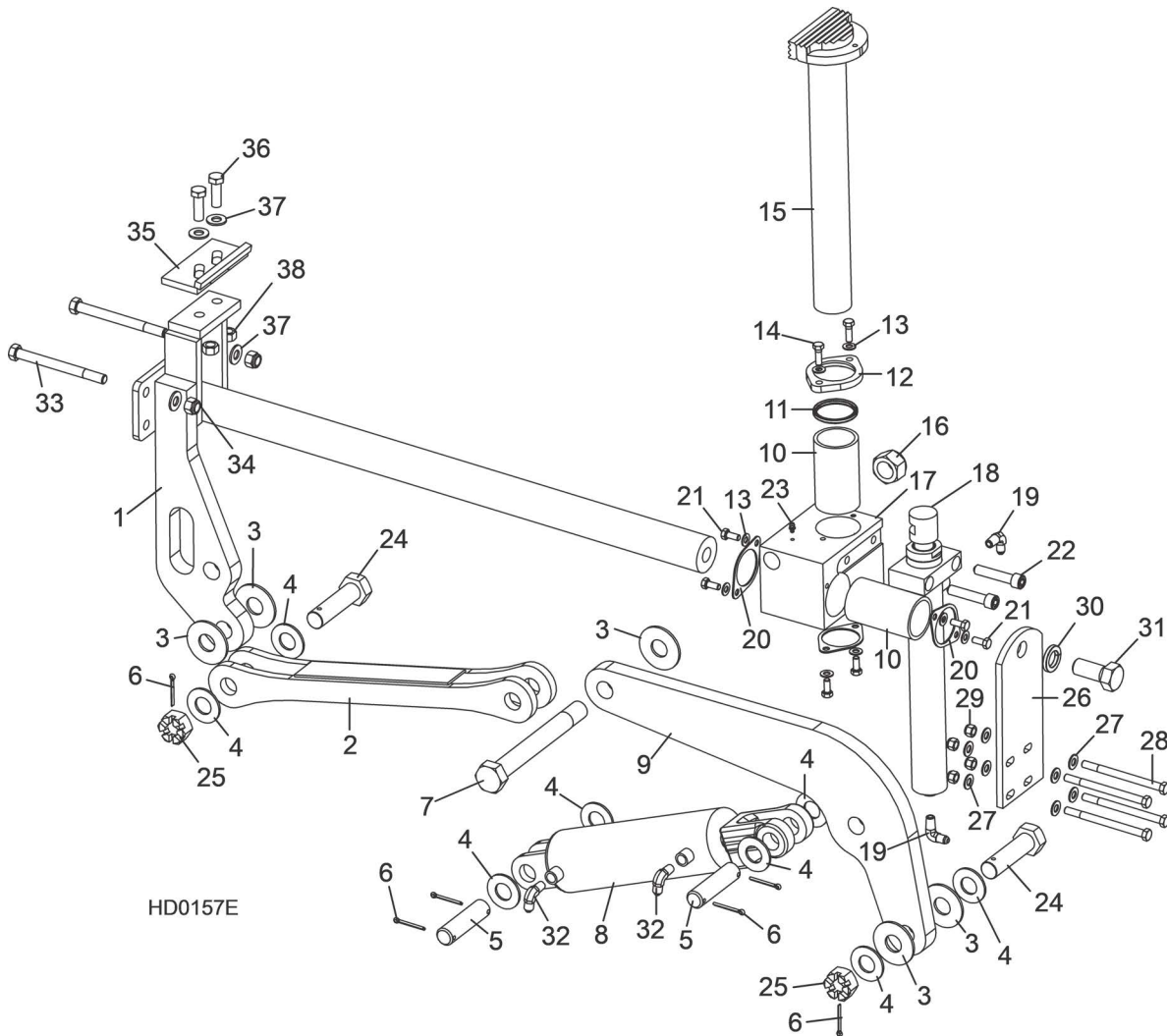
REF	PART #	DESCRIPTION	COMMENTS	QTY.
	036053	PIN ASSEMBLY, SIDE SUPPORT PIVOT		1
17	034718	Pin, Grooved Pivot	Available in assemblies only.	1
18	F04254-15	Ring, 1" 3100-100 Outside Retaining		2
19	P04107	Fitting, 3/16" Straight Grease		1
20	034711	PUSHER WELDMENT, LOWER SIDE SUPPORT		1
21	F05011-52	WASHER, 9/16" SAE FLAT		1
22	F05011-9	WASHER, 1/2" SPLIT LOCK		1
23	F05008-50	BOLT, 1/2-13 X 1" HEX HEAD		1
24	F05008-37	BOLT, 1/2"-13 X 1 1/4" HEX HEAD GRADE 5		2
25	F05010-8	NUT, 1/2-13 HEX NYLON LOCK		2
26	034716	ARM WELDMENT, VERTICAL SIDE SUPPORT REAR LIFT		1
27	P04107	FITTING, 3/16" STRAIGHT GREASE		1
28	034728	PIN WELDMENT, 10 7/8" PIVOT		1
29	F05008-23	BOLT, 1/2-13 X 3" HEX HEAD GRADE 5		1

11.9 Hydraulic Log Side Supports (Link)



REF	PART #	DESCRIPTION	COMMENTS	QTY.
1	034725	ROD WELDMENT, SIDE SUPPORT LINK		1
2	106869	ARM WELDMENT, SIDE SUPPORT LINK		1
3	F05010-100	NUT, 1 1/4"-12 HEX JAM		2
4	P04107	FITTING, 3/16" STRAIGHT GREASE		3

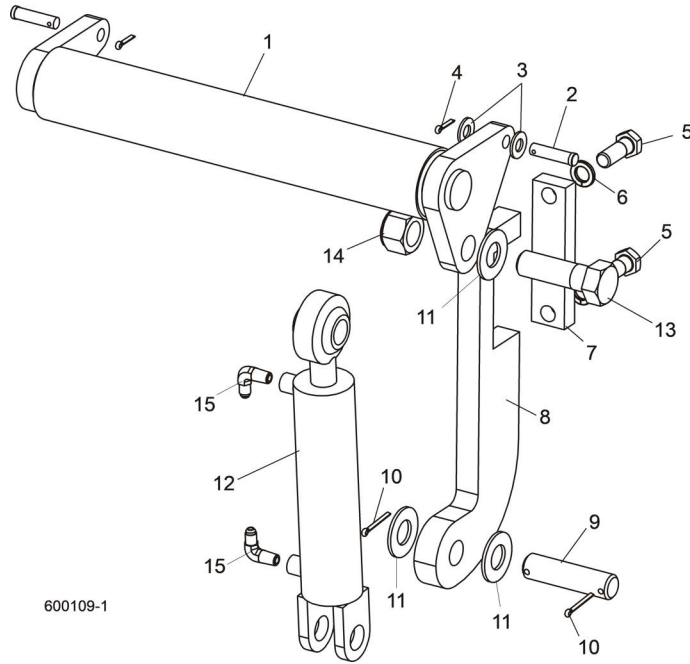
11.10 Hydraulic Log Clamp



REF	PART #	DESCRIPTION	COMMENTS	QTY.
	017264	CLAMP ASSEMBLY, HYDRAULIC 2-PLANE		1
1	017265	Mount Weldment, Hydraulic Clamp Slide		1
2	017267	Link Weldment, Hydraulic Clamp		1
3	015057	Washer, 1/8" x 2 1/2" Hardened		5
4	F05011-28	Washer, 1" SAE Flat		8
5	S09251	Pin, 1" x 3.88"		2
6	F05012-23	Pin, 3/16" x 1 1/2" Cotter		6
7	015049	Bolt, 1-14 x 8 1/2" Hex Head Grade 8		1
8	017275	Cylinder, 3" x 7" Hydraulic		1
	061365	Seal kit for Bailey Cyl. 017275		
	P12956	Seal Kit, Hydraulic Cylinder	P129956 used for J-D Cyl. (Identify by notched gland retaining nut)	1
9	017274	Arm, Clamp Pivot		1
10	015088	Bushing, Clamp Slide		2
	017271	Wiper Assembly, Vertical Clamp Rod		1
11	017273	Wiper, Vertical Clamp Rod		1
12	017272	Flange, Vertical Clamp Rod Wiper		1

REF	PART #	DESCRIPTION	COMMENTS	QTY.
13	F05011-17	Washer, 5/16" SAE Flat		8
14	F05006-1	Bolt, 5/16-18 x 1" Hex Head		2
15	015043	Clamp Weldment, Vertical		1
16	F05010-141	Nut, 1-14 Nylon Lock		1
17	017270	Block, Hydraulic Clamp Slide		1
18	015050	Cylinder Weldment, Vertical Clamp Hydraulic		1
	061435	Seal kit for 1" Bailey Cyl. 015050	Used on Bailey Cyl. after 8/19	1
	016204	Seal Kit, Hydraulic Cylinder		1
	016204-1009	Instruction Sheet, Vertical Clamp Seal Replacement		1
19	074543	Fitting, 4SAE-4JIC 90° Elbow	Fitting, 1/4" NPT x 1/4" JIC Elbow P09142 was replace with 074543 as of 11/6/2020, per ECN 37711.	2
20	017242	Retainer, Clamp Bushing		3
21	F05006-5	Bolt, 5/16-18 x 3/4" Hex Head		6
22	F05008-39	Bolt, 1/2-13 x 2 1/2" Socket Head		2
23	P04107	Fitting, 3/16" Straight Grease		1
24	015072	Bolt, 1-14 x 3 3/4" Hex Head Grade 8 w/Hole		2
25	F05010-163	Nut, 1-14 Slotted Hex		2
26	015068	Plate, Log Clamp Mount		1
27	F05011-3	Washer, 3/8" SAE Flat		8
28	F05007-5	Bolt, 3/8-16 x 5" Hex Head		4
29	F05010-10	Nut, 3/8-16 Hex Nylon Lock		4
30	F05011-46	Washer, 7/8" Split Lock		1
31	F05014-2	Bolt, 7/8-14 x 2" Hex Head Grade 5		1
32	015491	Fitting, 1/4" NPT - 3/8" JIC Elbow		2
33	F05008-28	Bolt, 1/2-13 x 5 1/2" Hex Head Grade 5		2
34	F05010-8	Nut, 1/2-13 Hex Nylon Lock		2
	K09485	Clamp Stop Kit, Hydraulic Log		1
35	W09404	Plate, Clamp Stop		1
36	F05008-33	Bolt, 1/2-13 X 1 1/2" Hex Head Grade 5		2
37	F05011-2	Washer, 1/2" SAE Flat		2
38	F05010-3	Nut, 1/2-13 Hex Lock		2

11.11 Hydraulic Toe Board



REF	PART #	DESCRIPTION	COMMENTS	QTY.
1	074842	TOE BOARD ASSEMBLY, HYDRAULIC		2
2	F05012-82	PIN, 1/2-1 3/4 CLEVIS		4
3	F05011-2	WASHER, 1/2" SAE FLAT		4
4	F05012-3	PIN, 1/8 X 3/4" COTTER		4
5	F05009-33	BOLT, 5/8-11 X 1 3/4" HEX HEAD		4
6	F05011-27	WASHER, 5/8" SPLIT LOCK		4
7	S13023	PLATE, HYDRAULIC TOEBOARD MOUNT		2
8	S13022	BRACKET, HYDRAULIC TOEBOARD MOUNT		2
9	S09251	PIN, CYLINDER MOUNT		2
10	F05012-23	PIN, 3/16" X 1 1/2" COTTER		4
11	F05011-28	WASHER, 1" SAE FLAT		6
12	014482	CYLINDER, 1 1/2" X 6" HYDRAULIC TOE BOARD		2
	014547	Seal Kit, 1 1/2" x 6" Hydraulic Cylinder		1
13	F05009-51	BOLT, 1-8 X 3 1/4" HEX HEAD GRADE 5		2
14	F05010-109	NUT, 1-8 HEX NYLON LOCK		2
15	P09142	FITTING, 1/4" NPT X 1/4" JIC MALE ELBOW		4