

# Wood-Mizer<sup>®</sup> Sawmill

## Parts Manual

---

LT70 Super Hydraulic rev. A1.00 - A5.21

---

**Safety is our #1 concern!**

### Models Affected:

LT70HDD55N-RH	Sawmill, Int'l LT70HD 55Hp Diesel, Super	A5.21
LT70HDD55NW-RH	Sawmill, Int'l LT70HD55Hp Dsl Super Wide	A5.21
LT70HDD55-RH	Sawmill, LT70HD 55Hp Diesel, Super 70	A5.21
LT70HDD55W-RH	Sawmill, LT70HD 55Hp Diesel, Super Wide	A5.21
LT70HDD55NT3-RH	Sawmill, LT70HD 55Hp T3 Diesel, Super 70	A5.16
LT70HDD55NWT3-RH	Sawmill, LT70HD 55Hp T3 Dsl, Sup 70 Wide	A5.16
<i>LT70HDD46-RH</i>	<i>Sawmill, LT70HD 46Hp Diesel, Super *OBS*</i>	<i>A5.12</i>
<i>LT70HDD46W-RH</i>	<i>Sawmill, LT70HD 46Hp Diesel, Super *OBS*</i>	<i>A5.12</i>



**WARNING! Read and understand this manual before using this machine.**

## California

### Proposition 65 Warning



**WARNING:** Breathing gas/diesel engine exhaust exposes you to chemicals known to the State of California to cause cancer and birth defects or other reproductive harm.

Always start and operate the engine in a well-ventilated area.  
If in an enclosed area, vent the exhaust to the outside.  
Do not modify or tamper with the exhaust system.  
Do not idle the engine except as necessary.

For more information go to [www.P65warnings.ca.gov](http://www.P65warnings.ca.gov).



**WARNING:** Drilling, sawing, sanding or machining wood products can expose you to wood dust, a substance known to the State of California to cause cancer. Avoid inhaling wood dust or use a dust mask or other safeguards for personal protection.

For more information go to [www.P65Warnings.ca.gov/wood](http://www.P65Warnings.ca.gov/wood).

### Active Patents assigned to Wood-Mizer, LLC

Wood-Mizer, LLC has received patents that protect our inventions which are a result of a dedication to research, innovation, development, and design. Learn more at: [woodmizer.com/patents](http://woodmizer.com/patents)

### ©2024 Wood-Mizer LLC

Printed in the United States of America, all rights reserved. No part of this manual may be reproduced in any form by any photographic, electronic, mechanical or other means or used in any information storage and retrieval system without written permission from

**Wood-Mizer, LLC**  
**8180 West 10th Street**  
**Indianapolis, Indiana 46214**

**SECTION 1 REPLACEMENT PARTS**

1.1 How To Use The Parts List..... 1-1  
*To Order Parts ..... 1-1*  
 1.2 Sample Assembly..... 1-1  
 1.3 Torque Values..... 1-2

**SECTION 2 BLADE GUIDE ROLLERS & ARM**

2.1 Blade Guide Assembly, Idle Side ..... 2-1  
*70HD RemoteRev. B4.11+ ..... 2-1*  
 2.2 Blade Guide Assembly, Idle Side ..... 2-4  
*LT60HD/70HD RemoteRev. B3.02 - B4.10..... 2-4*  
 2.3 Blade Guide Assembly, Drive Side ..... 2-7  
*LT70HD RemoteRev. B4.11+..... 2-7*  
 2.4 Blade Guide Assembly, Drive Side ..... 2-10  
*LT60HD/70HD RemoteRev. B3.02 - B4.10..... 2-10*  
 2.5 Blade Guide Arm Drive Assembly ..... 2-13  
 2.6 Blade Guide Arm Drive Assembly (Wide Head Only) ..... 2-15

**SECTION 3 BLADE WHEELS & TENSIONER**

3.1 Blade Drive Assembly ..... 3-1  
 3.2 Idle Blade Wheel Assembly..... 3-3  
 3.3 Hydraulic Blade Tensioner Assembly ..... 3-5  
*LT70HD RemoteRev. B6.05+..... 3-5*  
*LT70HD SuperRev. A4.01+ ..... 3-5*  
 3.4 Hydraulic Blade Tensioner Assembly ..... 3-7  
*LT70HD RemoteRev. B4.08 - B6.04 ..... 3-7*  
*LT70HD SuperRev. A1.00 - A4.00 ..... 3-7*  
 3.5 Hydraulic Blade Tensioner Assembly ..... 3-9  
*LT70HD RemoteRev. B4.00 -B4.07 ..... 3-9*  
 3.6 Hydraulic Blade Tensioner Assembly ..... 3-12  
*LT70HD RemoteRev. B3.02 ..... 3-12*

**SECTION 4 SAW HEAD FRAME**

4.1 Middle Throat Screw ..... 4-1  
 4.2 Belt Tensioner ..... 4-2  
 4.3 Brake Assembly ..... 4-4  
 4.4 Brake Assembly (DC Only)..... 4-5  
 4.5 Autoclutch Assembly (DC Only)..... 4-6  
 4.6 Board Return Assembly ..... 4-8  
 4.7 Board Dragback ..... 4-9  
 4.8 Water Lube Assembly (Tier 4 - U.S. Only)..... 4-10  
 4.9 Water Lube Assembly (Tier 2 - International)..... 4-12  
 4.10 LubeMizer Assembly ..... 4-14  
 4.11 Saw Head Decals ..... 4-16  
*After 11/15/10..... 4-16*  
 4.12 Saw Head Decals ..... 4-17  
 4.13 Blade Housing Covers ..... 4-18

## Table of Contents

## Section-Page

4.14	Sawdust Chute .....	4-20
4.15	Debarker Wire Box/Grommet .....	4-21

### SECTION 5 DEBARKER

5.1	Debarker Assembly (DC Complete) .....	5-1
	<i>MKIII LT70 A.00+</i> .....	5-1
5.2	Debarker Assembly (DC Complete) .....	5-2
	<i>MKII LT70 A.00 - B.03</i> .....	5-2
5.3	Frame Assembly .....	5-3
	<i>MKIII LT70 A.00+</i> .....	5-3
5.4	Frame Assembly .....	5-5
	<i>MKII LT70 A.00 - B.03</i> .....	5-5
5.5	In/Out Motor Drive Assembly.....	5-7
	<i>MKIII LT70 A.00+</i> .....	5-7
5.6	In/Out Motor Drive Assembly.....	5-9
	<i>MKII LT70 A.00 - B.03</i> .....	5-9
5.7	Cutter Head Assembly (DC) .....	5-11
	<i>MKIII LT70 A.00+</i> .....	5-11
5.8	Cutter Head Assembly (DC) .....	5-12
	<i>MKII LT70 A.00 - B.03</i> .....	5-12
5.9	Blade Housing Assembly .....	5-14
	<i>MKIII LT70 A.00+</i> .....	5-14
5.10	Blade Housing Assembly .....	5-15
	<i>MKII LT70 A.00 - B.03</i> .....	5-15
5.11	Spring Arm Assembly .....	5-16
	<i>MKII LT70 A.00 - B.03</i> .....	5-16
5.12	Spring Arm Assembly .....	5-17
	<i>MKII LT70 A.00 - B.03</i> .....	5-17

### SECTION 6 CONTROL & BATTERY BOXES

6.1	Control Assembly .....	6-1
6.2	Control Box Insert Assembly .....	6-3
6.3	Control Box Stand & Travel Brackets.....	6-4
6.4	Battery Box Assembly.....	6-5
6.5	Power Box Control Assembly .....	6-6
6.6	Power Box Assembly (Tier 4 - U.S. Only) .....	6-7
	<i>LT70Super Rev. A5.04+</i> .....	6-7
6.7	Power Box Assembly (Tier 2 - U.S. Only) .....	6-9
	<i>LT70Super Rev. A4.04 - A5.03</i> .....	6-9
6.8	Power Box Assembly (International Only) .....	6-11
6.9	Power Box Assembly .....	6-13
	<i>LT70Super Rev. A1.00 - A4.03</i> .....	6-13
6.10	Power Box Insert Assembly (Tier 4 Only).....	6-15
	<i>LT70Super Rev. A5.04+</i> .....	6-15
6.11	Power Box Insert Assembly (Tier 2 - International Only).....	6-17
	<i>LT70Super Rev. A5.04+</i> .....	6-17
6.12	Power Box Insert Assembly .....	6-19
	<i>LT70Super Rev. A1.00 - A5.03</i> .....	6-19
6.13	Transducer Assembly .....	6-21



**SECTION 7 UP/DOWN SYSTEM**

7.1 Up/Down Rollers & Covers ..... 7-1  
 7.2 Up/Down Cylinder Assembly ..... 7-3  
 7.3 Up/Down Vertical Chain Assembly ..... 7-5

**SECTION 8 FEED SYSTEM & TRACK ROLLERS**

8.1 Upper Track Rollers And Wipers ..... 8-1  
 8.2 Power Feed Assembly ..... 8-3  
 8.3 Power Feed Assembly ..... 8-6  
     *LT70 Super Rev. A4.00 - A4.05* ..... 8-6  
 8.4 Power Feed Assembly ..... 8-8  
     *LT70 Super Rev. A1.00 - A3.01* ..... 8-8  
 8.5 Feed Chain/Stop ..... 8-10  
     *LT70 Super Rev. A5.08+* ..... 8-10  
 8.6 Feed Chain/Stop ..... 8-12  
     *LT70 Super Rev. A1.00 - A5.07* ..... 8-12  
 8.7 Lower Track Rollers ..... 8-13  
 8.8 Horizontal Energy Chain Assembly ..... 8-15

**SECTION 9 HEAD HYDRAULIC SYSTEM**

9.1 Manifold Assembly ..... 9-1  
 9.2 Hydraulic Head Control Manifold Assembly ..... 9-3  
     *LT70 Super Rev. A4.06+* ..... 9-3  
 9.3 Hydraulic Head Control Manifold Assembly ..... 9-5  
     *LT70 Super Rev. A4.00 - A4.05* ..... 9-5  
 9.4 Hydraulic Head Control Manifold Assembly ..... 9-7  
     *LT70 Super Rev. A1.00 - A3.01* ..... 9-7  
 9.5 Hydraulic Oil Pump Assembly ..... 9-9  
 9.6 Hydraulic Oil Cooler Assembly ..... 9-10  
 9.7 Hydraulic Tank Assembly ..... 9-11  
     *LT70 Super Rev. A5.22+* ..... 9-11  
 9.8 Hydraulic Tank Assembly ..... 9-13  
     *LT70 Super Rev. A5.07- A5.21* ..... 9-13  
 9.9 Hydraulic Tank Assembly ..... 9-15  
     *LT70 Super Rev. A5.00 - A5.06* ..... 9-15  
 9.10 Hydraulic Tank Assembly ..... 9-17  
     *LT70 Super Rev. A1.00 - A4.11* ..... 9-17

**SECTION 10 BED FRAME ASSEMBLY**

10.1 Bed Rail Assembly, Front And Rear ..... 10-1  
 10.2 Bed Rail Assembly, Middle Front ..... 10-3  
 10.3 Bed Rail Assembly, Middle Rear ..... 10-4  
 10.4 Optional Legs Assembly (Stationary) ..... 10-5  
 10.5 Board Return Table Assembly ..... 10-6  
 10.6 Pivot Bed Rail Assembly ..... 10-8  
 10.7 Taper Roller Pivot Assembly ..... 10-9  
 10.8 Log Side Support Assembly (Manual) ..... 10-10  
 10.9 Safety Chain Assembly ..... 10-11  
 10.10 Saw Head Rest Pin Assembly ..... 10-12  
 10.11 Bed Frame Decals ..... 10-13

# Table of Contents

# Section-Page

10.12	Hitch Assembly .....	10-14
	<i>LT70HD DCS Remote Rev. B5.00+</i> .....	10-14
10.13	Board Outfeed Table (Optional) .....	10-15

## SECTION 11 BED HYDRAULIC SYSTEM

11.1	Hydraulic Hoses .....	11-1
	<i>LT70 Super Rev. A4.08+</i> .....	11-1
11.2	Hydraulic Hoses .....	11-2
	<i>LT70 Super Rev. A4.00 - A4.07</i> .....	11-2
11.3	Hydraulic Hoses .....	11-3
	<i>LT70 Super Rev. A3.01</i> .....	11-3
11.4	Hydraulic Hoses .....	11-5
	<i>LT70 Super Rev. A2.00 - A3.00</i> .....	11-5
11.5	Hydraulic Hoses .....	11-7
	<i>LT70 Super Rev. A1.00</i> .....	11-7
11.6	Hydraulic Box .....	11-8
11.7	Hydraulic Valve.....	11-10
11.8	Hydraulic Bed Control Assembly .....	11-12
11.9	Hydraulic Log Loader .....	11-13
11.10	Hydraulic Log Turner.....	11-15
11.11	Hydraulic Log Side Supports (Front).....	11-17
11.12	Hydraulic Log Side Supports (Rear).....	11-19
11.13	Hydraulic Log Side Supports (Link).....	11-21
11.14	Hydraulic Log Clamp .....	11-22
11.15	Hydraulic Toe Board .....	11-24

## SECTION 12 TRAILERS

	<i>LT70HD Super</i> .....	12-1
	<i>LT70HD DCS</i> .....	12-1
	<i>LT70HD Remote</i> .....	12-1

## SECTION 13 MISCELLANEOUS

13.1	Replacement Manuals .....	13-1
------	---------------------------	------

## INDEX

I

## SECTION 1 REPLACEMENT PARTS

### 1.1 How To Use The Parts List

- Use the table of contents to locate the assembly that contains the part you need.
- Go to the appropriate section and locate the part in the illustration.
- Use the number pointing to the part to locate the correct part number and description in the table.
- Parts shown indented under another part are included with that part.

#### *To Order Parts*

- From the continental US, call **1-800-525-8100** to order parts. Have your customer number, vehicle identification number, and part numbers ready when you call.
- From other international locations, contact the Wood-Mizer distributor in your area for parts.

### 1.2 Sample Assembly



REF	PART #	DESCRIPTION	COMMENTS	QTY.
	012345	SAMPLE ASSEMBLY, COMPLETE	INCLUDES ITEMS 1-6	1
1	F02222-22	Sample Part		1
2	F03333-33	Sample Part		2
	098765	Sample Subassembly	Includes items 3-6	1
3	S04444-44	Subassembly Sample Part		1
4	K55555	Subassembly Sample Part		1
	054321	Sample Sub-Subassembly	Includes items 5-6	2
5	022222	Sub-Subassembly Sample Part		1
6	F10234-56	Sub-Subassembly Sample Part		1

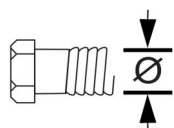
The Sample Assembly, Complete, part number 02345 (top level assembly) includes two parts (F0222-22 and F0333-33) and the 098765 subassembly.

Subassembly 098765 contains two parts(S04444-44 and K55555) and two copies of sub-subassembly 054321.

Each sub-subassembly 054321 contains two parts (022222 and F10234-56).

### 1.3 Torque Values

Grade		Units	SAE 5	SAE 8
Grade Mark				
Bolt Dia.	Threads. Per In.	Units	SAE 5	SAE 8
6	32	in-lbs (Nm)	20 (2.3)	-
8	32	in-lbs (Nm)	24 (2.7)	30 (3.4)
10	24	in-lbs (Nm)	35 (4.0)	45 (5.1)
10	32	in-lbs (Nm)	40 (4.5)	50 (5.7)
12	24	in-lbs (Nm)	50 (5.7)	65 (7.3)
1/4	20	in-lbs (Nm)	95 (10.7)	125 (14.1)
1/4	28	in-lbs (Nm)	95 (10.7)	150 (17.0)
5/16	18	ft-lbs (Nm)	17 (22.6)	23 (31.2)
5/16	24	ft-lbs (Nm)	20 (27.1)	25 (33.8)
3/8	16	ft-lbs (Nm)	30 (40.7)	40 (54.2)
3/8	24	ft-lbs (Nm)	35 (47.5)	45 (61.0)
7/16	14	ft-lbs (Nm)	50 (67.8)	65 (88.1)
7/16	20	ft-lbs (Nm)	55 (74.6)	70 (94.9)
1/2	13	ft-lbs (Nm)	75 (101.7)	100 (135.6)
1/2	20	ft-lbs (Nm)	85 (115.3)	110 (149.2)
9/16	12	ft-lbs (Nm)	105 (142.4)	135 (183.1)
9/16	18	ft-lbs (Nm)	115 (155.9)	150 (203.4)
5/8	11	ft-lbs (Nm)	150 (203.4)	195 (264.4)
5/8	18	ft-lbs (Nm)	160 (217.0)	210 (284.8)
3/4	10	ft-lbs (Nm)	170 (230.5)	220 (298.3)
3/4	16	ft-lbs (Nm)	175 (237.3)	225 (305.1)
7/8	9	ft-lbs (Nm)	302 (409.5)	473 (640.9)
7/8	14	ft-lbs (Nm)	300 (406.8)	400 (542.4)
1	8	ft-lbs (Nm)	466 (631.8)	714 (967.4)



Metric Bolt Head Identification



**8.8**  
Metric Grade 8.8



**10.9**  
Metric Grade 10.9

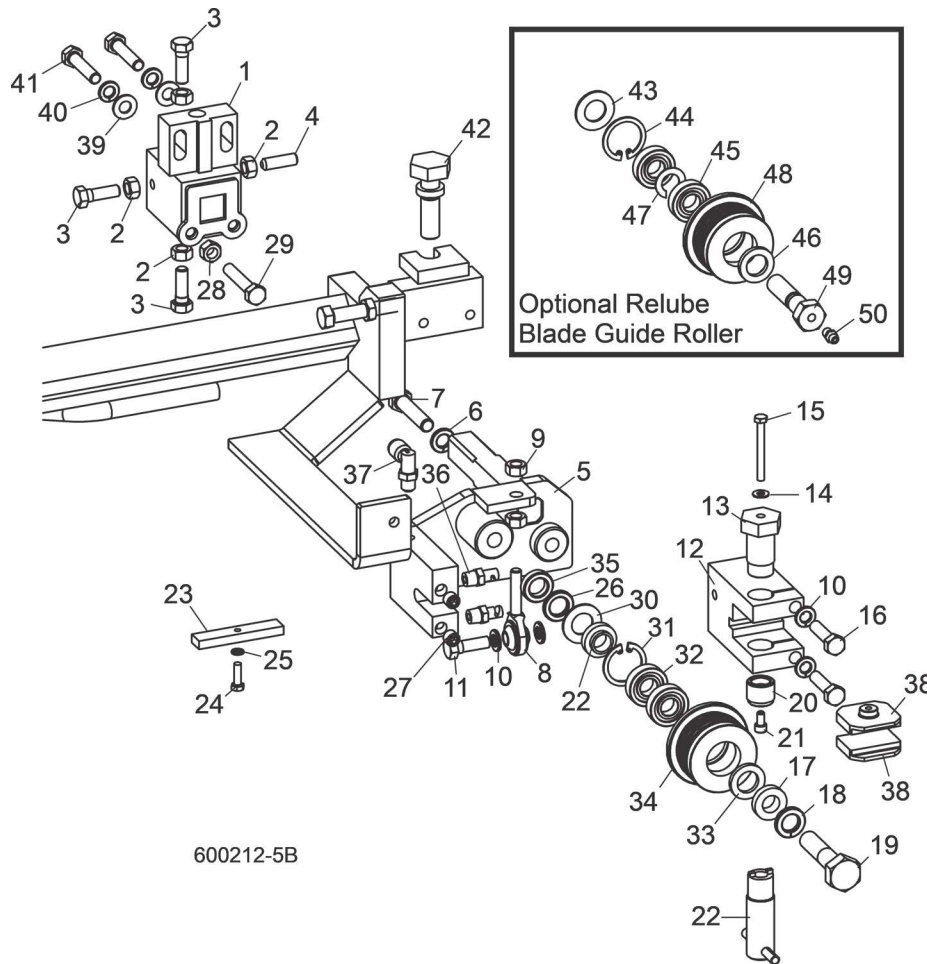
COARSE THREAD					FINE THREAD				Wrench Size	
Diameter & Thread Pitch	Metric 8.8		Metric 10.9		Diameter & Thread Pitch	Metric 8.8		Metric 10.9		
	N-m	lbs-ft	N-m	lbs-ft		N-m	lbs-ft	N-m		lbs-ft
6 x 1.0	8	6	11	8					10 mm	
8 x 1.25	20	15	27	20	8 x 1.0	21	16	29	22	13 mm
10 x 1.5	39	29	54	40	10 x 1.25	41	30	57	42	16 mm
12 x 1.75	68	50	94	70	12 x 1.25	75	55	103	76	18 mm
14 x 2.0	109	80	151	111	14 x 1.5	118	87	163	120	21 mm
16 x 2.0	169	125	234	173	16 x 1.5	181	133	250	184	24 mm
18 x 2.5	234	172	323	239	18 x 1.5	263	194	363	268	27 mm
20 x 2.5	330	244	457	337	20 x 1.5	367	270	507	374	30 mm
22 x 2.5	451	332	623	460	22 x 1.5	495	365	684	505	34 mm
24 x 3.0	571	421	790	583	24 x 2.0	623	459	861	635	36 mm
30 x 3.0	1175	867	1626	1199	30 x 2.0	1258	928	1740	1283	46 mm

## SECTION 2 BLADE GUIDE ROLLERS & ARM

### 2.1 Blade Guide Assembly, Idle Side

70HD Remote

Rev. B4.11+



600212-5B

REF	PART #	DESCRIPTION	COMMENTS	QTY.
	036818	<b>ROLLER/BLOCK ASSEMBLY, IDLE SIDE (OUTER)</b>		1
	036872	Block Assembly, Blade Guide Mount		1
<b>1</b>	036868	Block Weldment, Blade Guide Mount	Available in assemblies only.	1
<b>2</b>	F05010-17	Nut, 5/16-18 Hex		4
<b>3</b>	F05006-88	Bolt, 5/16-18 x 1" Hex Head Stainless Steel		3
<b>4</b>	F05006-122	Screw, 5/16-18 x 1" Socket Head Flat Point Stainless Steel Set		1
<b>5</b>	036866	Shaft Weldment, Idle Side Guide		1
<b>6</b>	F05011-4	Washer, 3/8" Split Lock		1
<b>7</b>	F05007-119	Bolt, 3/8-16 x 1 3/4" Hex Head Grade 5		1
<b>8</b>	P09814	Rod End, 5/16-24 Male		1
<b>9</b>	F05010-28	Nut, 5/16-24 Hex Jam		2
<b>10</b>	F05011-13	Washer, 5/16" Split Lock		4
<b>11</b>	F05006-88	Bolt, 5/16-18 x 1" Hex Head Stainless Steel		1

## 2 Blade Guide Rollers & Arm

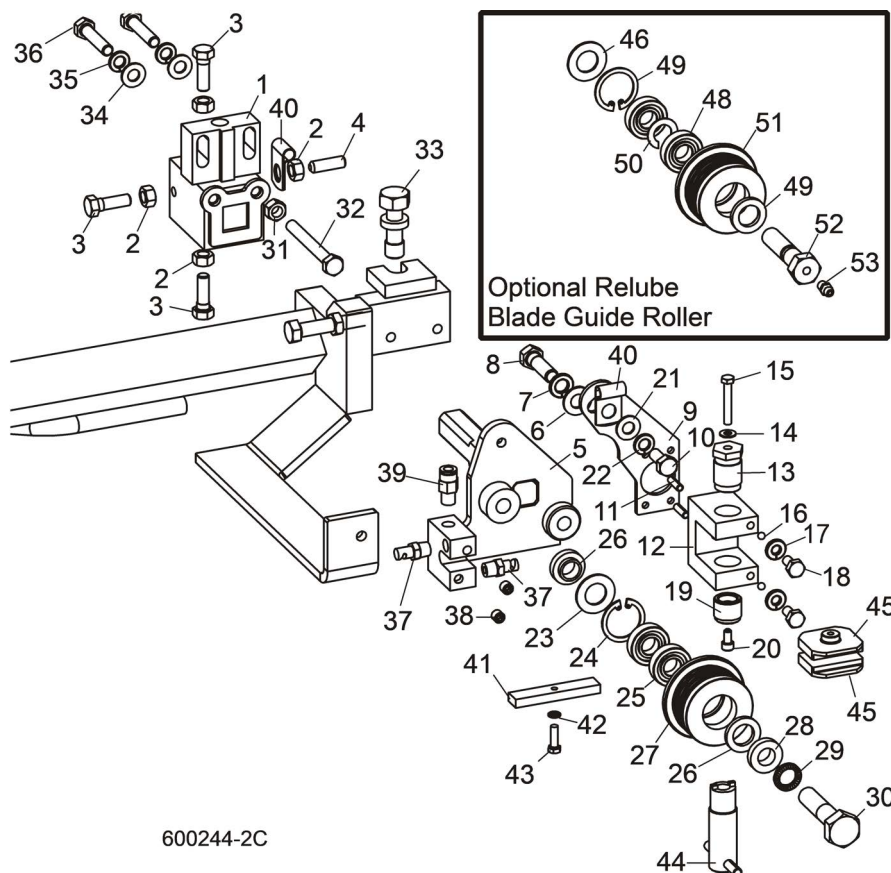
Blade Guide Assembly, Idle Side

REF	PART #	DESCRIPTION	COMMENTS	QTY.
12	036814	Block, Guide Block Mount		1
13	035216	Bolt, Blade Guide Block Mount		1
14	042867	Washer, #10 Brass		1
15	F05004-178	Bolt, #10-32 x 1 3/4" Hex Head Stainless Steel		1
16	F05006-118	Bolt, 5/16-18 x 1 1/4" Hex Head Stainless Steel		2
17	S04253	Spacer, Blade Guide		2
18	F05011-9	Washer, 1/2" Split Lock	Nord-Lock Washer F05011-125 available to replace Split Lock Washer F05011-9 to prevent loosening due to vibration (12/09).	1
19	F05008-10	Bolt, 1/2-13 x 2 1/4" Hex Head Grade 5		1
20	044057	Screw, Lower Block Adjustment		1
21	F05004-200	Screw, #10-32 x 3/8" Socket Head Stainless Steel		1
22	044064	Tool, Lower Block Adjustment		1
23	035799	Block, Blade Guide Alignment		1
24	F05004-152	Screw, #10-32 x 5/8" Hex Head		1
25	F05011-20	Washer, #10 Split Lock		1
26	052364	Spacer, 1/2" ID x 7/8" OD x 1/8" Thick	Use 1/4" spacer 041626 for optional 1 1/4" blades.	1
27	P30127	Fitting, 1/8" NPT Socket Pipe Plug		2
28	F05010-17	Nut, 5/16-18 Hex		1
29	F05006-81	Bolt, 5/16-18 x 1 3/4" Hex Head Full Thread Grade 5		1
	A04925	<b>ROLLER ASSEMBLY, BLADE GUIDE</b>	<b>STANDARD FOR USE WITH 1 1/4" &amp; 1 1/2" BLADES</b>	1
	014299	<b>ROLLER ASSEMBLY, EXTENDED BLADE GUIDE</b>	<b>OPTIONAL FOR USE WITH 1 1/2" BLADES</b>	1
	K07079	Bearing Kit, Blade Guide Rebuild		1
30	P04252	Washer, 5/8" White Felt		1
31	F04254-1	Ring, 1 1/8" Interior Retaining		1
32	015975	Bearing, R8-2RS Blade Guide	Available in assemblies only.	2
33	P06455	Washer, 5/8" Gray Felt		1
	F05005-105	Screw, 1/4-28 x 1/4" Socket Head Cup Point Set Black Oxide		1
	057407-1507	Instruction Sheet, Blade Guide Rebuild		1
34	035426	Roller, 1 1/4" Blade Guide, Relube	Available in assemblies only.	1
	014243	Roller, Flanged Blade Guide (1 1/2" blade)	Available in assemblies only.	1
	A04925-364	Instruction Sheet, Blade Guide Roller Replacement		1
35	041626	<b>SPACER, 1/2" ID X 7/8" OD X 1/4"</b>	<b>OPTIONAL FOR 1 1/4" BLADE</b>	1
36	033479	<b>FITTING, BLADE LUBE SPRAY NOZZLE</b>		2
37	P09736	<b>FITTING, 1/8" MPT X 1/4" TUBE SWIVEL ELBOW</b>		1
38	052309	<b>BLOCK, BLADE GUIDE WEAR</b>	EZ-Glide blocks 036347 are available for customers who prefer this block.	2
	052355	<b>BLOCK, BLADE GUIDE WEAR</b>	<b>OPTIONAL FOR 1 1/4" BLADE</b>	2
	036347	<b>BLOCK ASSEMBLY, 1" SQ. EZ-GLIDE WEAR</b>		2
	035248	<b>SHIM, .008" BLADE GUIDE BLOCK SPACER</b>		1
39	F05011-17	<b>WASHER, 5/16" SAE FLAT</b>		2
40	F05011-13	<b>WASHER, 5/16" SPLIT LOCK</b>		2

REF	PART #	DESCRIPTION	COMMENTS	QTY.
41	F05006-76	<b>BOLT, 5/16-18 X 1 1/2" HEX HEAD GRADE 5 FULL THREAD</b>		2
42	035656	<b>BOLT, BLADE GUIDE VERTICAL ADJUSTMENT</b>		1
	016568	<b>ROLLER ASSEMBLY, BLADE GUIDE RELUBE</b>	<b>OPTIONAL FOR USE WITH 1 1/4" BLADES</b>	1
	057405	<b>ROLLER ASSEMBLY, 1 1/2" BLADE GUIDE RELUBE</b>	<b>OPTIONAL FOR USE WITH 1 1/2" BLADES</b>	1
43	P04252	Washer, 5/8" White Felt		1
44	F04254-1	Ring, 1 1/8" Interior Retaining		1
45	015975	Bearing, R8-2RS Blade Guide (modified)	Available in assemblies only. Bearing must be modified: Remove one seal from each bearing, place open sides facing each other and place spacer 035411 between bearings.	2
46	P06455	Washer, 5/8" Gray Felt		1
47	035411	Spacer, Blade Guide Bearing		1
48	035426	Roller, Flanged Blade Guide	Available in assemblies only. Relube 1 1/4" & 1 1/2" blade	1
	057402	Roller, Flanged Blade Guide	Available in assemblies only. Relube 1 1/2" blade	1
49	036161	<b>BOLT, BLADE GUIDE ROLLER</b>	<b>RELUBE ONLY</b>	1
50	P05060	<b>FITTING, 1/4-28 GREASE</b>	<b>RELUBE ONLY</b>	1

## 2.2 Blade Guide Assembly, Idle Side

LT60HD/70HD Remote Rev. B3.02 - B4.10



600244-2C

REF	PART #	DESCRIPTION	COMMENTS	QTY.
	003926	<b>ROLLER/BLOCK ASSEMBLY, IDLE SIDE (OUTER)</b>	003926 Blade Guide Assembly replaced with 036818 Rev. B4.11. New assembly provides easier adjustment ((See Section 2.1))	1
	065677	Block Assembly, Blade Guide Mount		1
<b>1</b>	003911	Block Weldment, Blade Guide Mount	Available in assemblies only.	1
<b>2</b>	F05010-17	Nut, 5/16-18 Hex		4
<b>3</b>	F05006-88	Bolt, 5/16-18 x 1" Hex Head Stainless Steel		3
<b>4</b>	F05006-122	Screw, 5/16-18 x 1" Socket Head Flat Point Stainless Steel Set		1
<b>5</b>	003924	Shaft Weldment, Idle Side Guide		1
	003928	Mount Assembly, Blade Guide Block Idle		1
<b>6</b>	F05011-3	Washer, 3/8" SAE Flat		1
<b>7</b>	F05011-4	Washer, 3/8" Split Lock		1
<b>8</b>	F05007-123	Bolt, 3/8-16 x 1 1/4" Hex Head Grade 5		1
<b>9</b>	003915	Plate, Block Tilt Adjustment		1
<b>10</b>	F05006-102	Bolt, 5/16-18 x 3/4" Hex Head		1
<b>11</b>	F05012-22	Pin, 3/16" x 5/8" Roll		2



REF	PART #	DESCRIPTION	COMMENTS	QTY.
12	003909	Block, Guide Block Mount		1
13	003994	Bolt, Blade Guide Block Mount		1
14	042867	Washer, #10 Brass		1
15	F05004-240	Bolt, #10-32 x 1 1/4" Hex Head Stainless Steel		1
16	003914	Ball, 3/16" Dia. Nylon		2
17	F05011-14	Washer, 1/4" Split Lock		2
18	F05005-15	Bolt, 1/4-20 x 1/2" Hex Head		2
19	044057	Screw, Lower Block Adjustment		1
20	F05004-200	Screw, #10-32 x 3/8" Socket Head Stainless Steel		1
21	F05011-17	Washer, 5/16" SAE Flat		1
22	F05011-13	Washer, 5/16" Split Lock		1
	A04925	Roller Assembly, Blade Guide		1
	014299	Roller Assembly, Extended Blade Guide	For optional 1 1/2" blades	1
	K07079	Bearing Kit, Blade Guide Rebuild		1
23	P04252	Washer, 5/8" White Felt		1
24	F04254-1	Ring, 1 1/8" Interior Retaining		1
25	015975	Bearing, R8-2RS Blade Guide	Available in assemblies only.	2
26	P06455	Washer, 5/8" Gray Felt		1
	F05005-105	Screw, 1/4-28 x 1/4" Socket Head Cup Point Set Black Oxide		1
	057407-1507	Instruction Sheet, Blade Guide Rebuild		1
27	S04250	Roller, Flanged Blade Guide (1 1/4" & 1 1/2" blade)	Available in assemblies only.	1
	014243	Roller, Flanged Blade Guide (1 1/2" blade)	Available in assemblies only.	1
	A04925-364	Instruction Sheet, Blade Guide Roller Replacement		1
28	S04253	Spacer, Blade Guide		2
29	F05011-125	Washer, 1/2" Nord-Lock		1
30	F05008-10	Bolt, 1/2-13 x 2 1/4" Hex Head Grade 5		1
31	F05010-17	Nut, 5/16-18 Hex		1
32	F05006-136	Bolt, 5/16-18 x 2 3/4" Hex Head Full Thread		1
33	035656	Bolt, Blade Guide Vertical Adjustment		1
34	F05011-17	Washer, 5/16" SAE Flat		2
35	F05011-13	Washer, 5/16" Split Lock		2
36	F05006-76	Bolt, 5/16-18 x 1 1/2" Hex Head Grade 5 Full Thread		2
37	033479	Fitting, Blade Lube Spray Nozzle		2
38	007734	Fitting, 1/16" NPT Socket Pipe Plug		2
39	P03078	Fitting, 1/8" NPT x 1/4" Tube		1
40	024155	Clamp, 1/4" Wire 13/32" Mounting Hole		2
41	035799	<b>BLOCK, BLADE GUIDE ALIGNMENT</b>		1
42	F05004-152	<b>SCREW, #10-32 X 5/8" HEX HEAD</b>		1
43	F05011-20	<b>WASHER, #10 SPLIT LOCK</b>		1
44	044064	<b>TOOL, LOWER BLOCK ADJUSTMENT</b>		1
45	052309	<b>BLOCK, BLADE GUIDE WEAR (STANDARD FOR 1 1/2" BLADES)</b>	EZ-Glide blocks 036347 are available for customers who prefer this block.	2

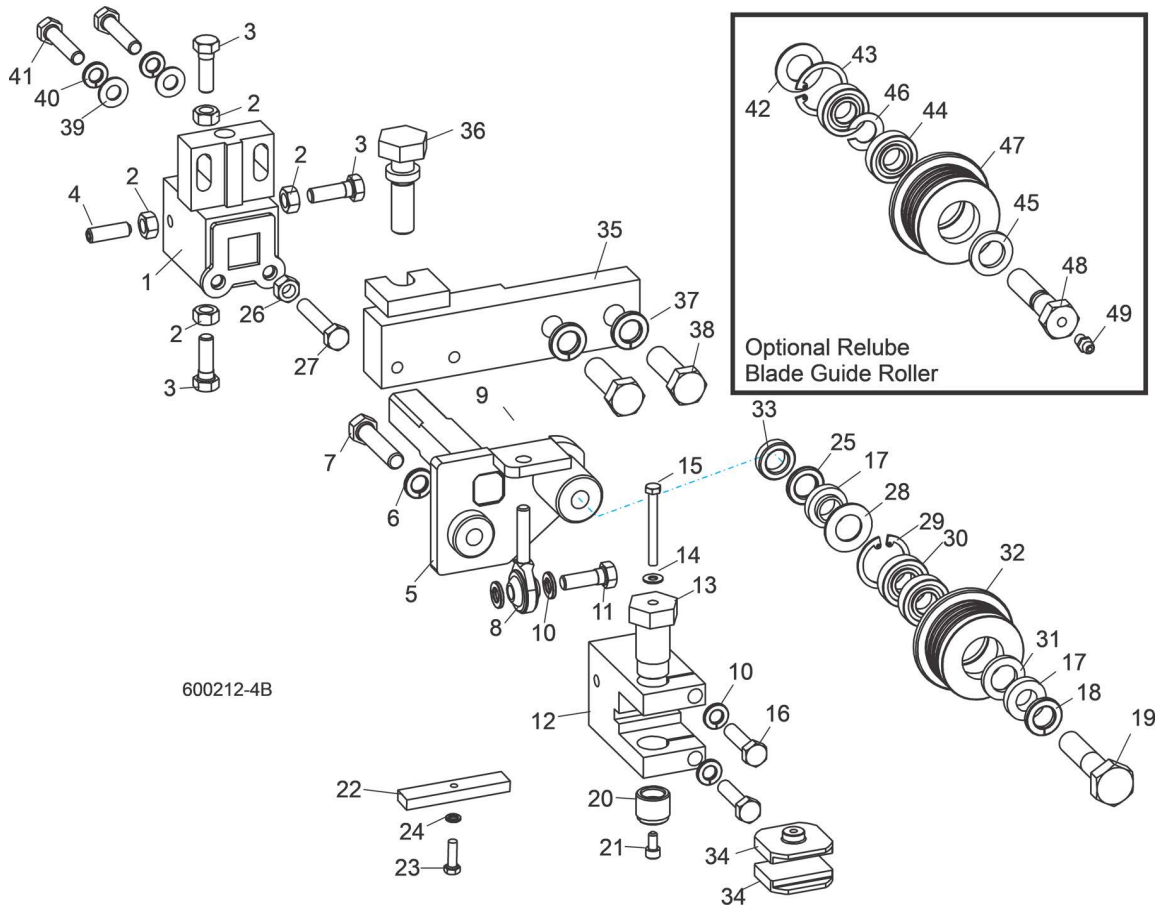
## 2 Blade Guide Rollers & Arm

Blade Guide Assembly, Idle Side

REF	PART #	DESCRIPTION	COMMENTS	QTY.
	052355	<b>BLOCK, BLADE GUIDE WEAR (OPTIONAL FOR 1 1/4" BLADES)</b>		2
	036347	<b>BLOCK ASSEMBLY, 1" SQ. EZ-GLIDE WEAR</b>		2
	035248	<b>SHIM, .008" BLADE GUIDE BLOCK SPACER</b>		1
	016568	<b>ROLLER ASSEMBLY, BLADE GUIDE RELUBE</b>	<b>OPTIONAL FOR USE WITH 1 1/4" &amp; 1 1/2" BLADES</b>	1
	057405	<b>ROLLER ASSEMBLY, EXTENDED BLADE GUIDE RELUBE</b>	<b>OPTIONAL FOR USE WITH 1 1/2" BLADES</b>	1
<b>46</b>	P04252	Washer, 5/8" White Felt		1
<b>47</b>	F04254-1	Ring, 1 1/8" Interior Retaining		1
<b>48</b>	015975	Bearing, R8-2RS Blade Guide (modified)	Available in assemblies only. Bearing must be modified for use with relube roller assemblies. Remove one seal from each bearing, place open sides facing each other and place spacer 035411 between bearings.	2
<b>49</b>	P06455	Washer, 5/8" Gray Felt		1
<b>50</b>	035411	Spacer, Blade Guide Bearing		1
	057407-1507	Instruction Sheet, Blade Guide Rebuild		1
<b>51</b>	035426	Roller, Flanged Blade Guide	Available in assemblies only. Relube 1 1/4" & 1 1/2" blade	1
	057402	Roller, Flanged Blade Guide	Available in assemblies only. Relube 1 1/2" blade	1
	A04925-364	Instruction Sheet, Blade Guide Roller Replacement		1
<b>52</b>	036161	<b>BOLT, BLADE GUIDE ROLLER</b>	<b>RELUBE ONLY</b>	1
<b>53</b>	P05060	<b>FITTING, 1/4-28 GREASE</b>	<b>RELUBE ONLY</b>	1

## 2.3 Blade Guide Assembly, Drive Side

LT70HD RemoteRev. B4.11+



REF	PART #	DESCRIPTION	COMMENTS	QTY.
	036812	<b>ROLLER/BLOCK ASSEMBLY, DRIVE SIDE</b>		1
	036867	Block Assembly, Blade Guide Mount		1
1	036868	Block Weldment, Blade Guide Mount	Available in assemblies only.	1
2	F05010-17	Nut, 5/16-18 Hex		4
3	F05006-88	Bolt, 5/16-18 x 1" Hex Head Stainless Steel		3
4	F05006-122	Screw, 5/16-18 x 1" Socket Head Flat Point Stainless Steel Set		1
5	036865	Shaft Weldment, Drive Side Guide		1
6	F05011-4	Washer, 3/8" Split Lock		1
7	F05007-119	Bolt, 3/8-16 x 1 3/4" Hex Head Grade 5		1
8	P09814	Rod End, 5/16-24 Male		1
9	F05010-28	Nut, 5/16-24 Hex Jam		2
10	F05011-13	Washer, 5/16" Split Lock		4
11	F05006-88	Bolt, 5/16-18 x 1" Hex Head Stainless Steel		1
12	036814	Block, Guide Block Mount		1
13	035216	Bolt, Blade Guide Block Mount		1
14	042867	Washer, #10 Brass		1
15	F05004-178	Bolt, #10-32 x 1 3/4" Hex Head Stainless Steel		1
16	F05006-118	Bolt, 5/16-18 x 1 1/4" Hex Head Stainless Steel		2

## 2 Blade Guide Rollers & Arm

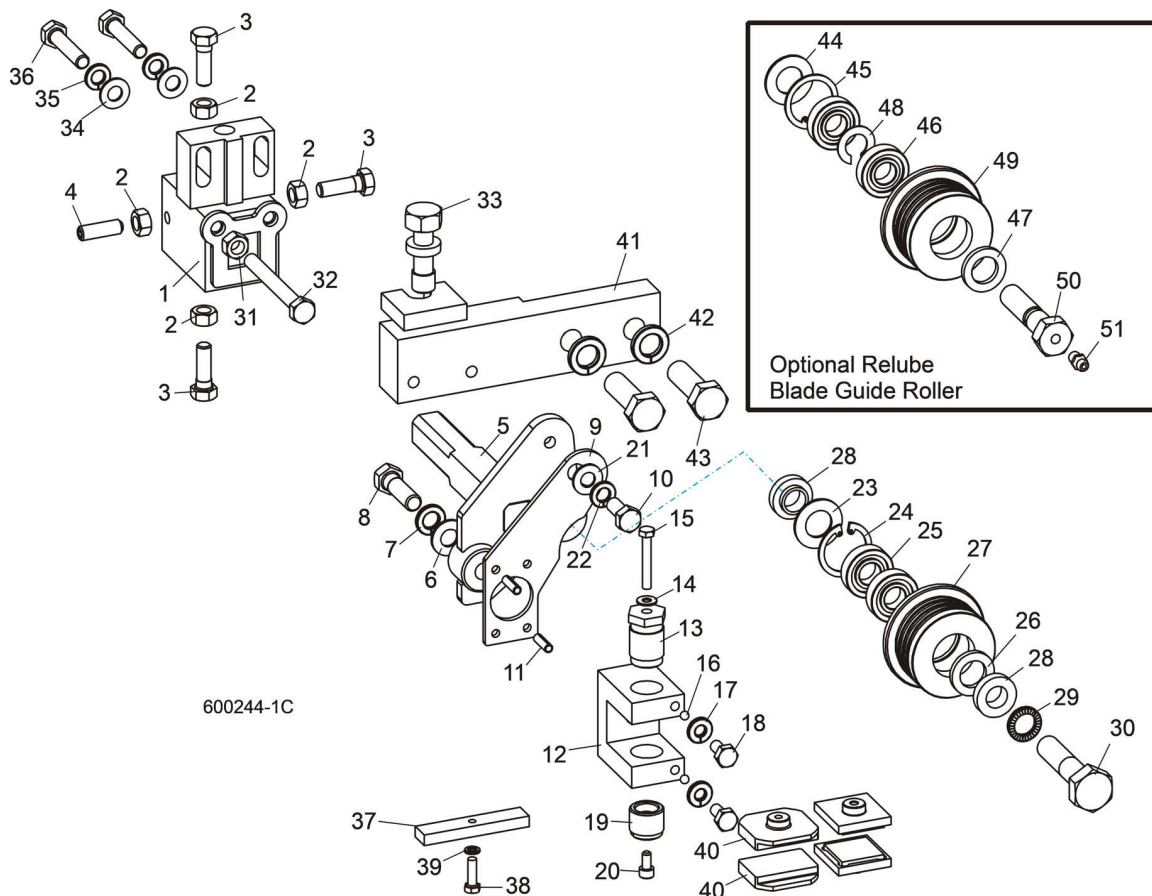
Blade Guide Assembly, Drive Side

REF	PART #	DESCRIPTION	COMMENTS	QTY.
17	S04253	Spacer, Blade Guide		2
18	F05011-125	Washer, 1/2 Nord-Lock Zpl	Nord-Lock Washer F05011-125 available to replace Split Lock Washer F05011-9 to prevent loosening due to vibration (12/09).	1
19	F05008-10	Bolt, 1/2-13 x 2 1/4" Hex Head Grade 5		1
20	044057	Screw, Lower Block Adjustment		1
21	F05004-200	Screw, #10-32 x 3/8" Socket Head Stainless Steel		1
22	035799	Block, Blade Guide Alignment		1
23	F05004-152	Screw, #10-32 x 5/8" Hex Head		1
24	F05011-20	Washer, #10 Split Lock		1
25	052364	Spacer, 1/2" ID x 7/8" OD x 1/8" Thick	For standard blades	1
26	F05010-17	Nut, 5/16-18 Hex		1
27	F05006-81	Bolt, 5/16-18 x 1 3/4" Hex Head Full Thread Grade 5		1
	A04925	<b>ROLLER ASSEMBLY, BLADE GUIDE</b>	For use with 1 1/4" blades	1
	014299	<b>ROLLER ASSEMBLY, EXTENDED BLADE GUIDE</b>	Optional for use with 1 1/2" blades	1
28	P04252	Washer, 5/8" White Felt		1
29	F04254-1	Ring, 1 1/8" Interior Retaining		1
30	015975	Bearing, R8-2RS Blade Guide	Available in assemblies only.	2
31	P06455	Washer, 5/8" Gray Felt		1
	F05005-105	Screw, 1/4-28 x 1/4" Socket Head Cup Point Set Black Oxide		1
32	S04250	Roller, Flanged Blade Guide (1 1/4" & 1 1/2" blade)	Available in assemblies only.	1
	014243	Roller, Flanged Blade Guide (1 1/2" blade)	Available in assemblies only.	1
33	041626	<b>SPACER, 1/2" ID X 7/8" OD X 1/4"</b>	For use with 1 1/4" Blades Only	1
34	052309	<b>BLOCK, BLADE GUIDE WEAR</b>	Standard for 1 1/2" blades	2
	052355	<b>BLOCK, BLADE GUIDE WEAR</b>	Optional for 1 1/4" blades	2
	036347	<b>BLOCK ASSEMBLY, 1" SQ. EZ-GLIDE WEAR</b>		2
35	034292	<b>ARM WELDMENT, DRIVE SIDE BLADE GUIDE</b>		1
36	035656	<b>BOLT, BLADE GUIDE VERTICAL ADJUSTMENT</b>		1
37	F05011-9	<b>WASHER, 1/2" SPLIT LOCK</b>		2
38	F05008-33	<b>BOLT, 1/2-13 X 1 1/2" HEX HEAD GRADE 5</b>		2
	035248	<b>SHIM, .008" BLADE GUIDE BLOCK SPACER</b>		1
39	F05011-17	<b>WASHER, 5/16" SAE FLAT</b>		2
40	F05011-13	<b>WASHER, 5/16" SPLIT LOCK</b>		2
41	F05006-119	<b>BOLT, 5/16-18 X 1 1/2" HEX HEAD STAINLESS STEEL</b>		2
	016568	<b>ROLLER ASSEMBLY, BLADE GUIDE RELUBE ( )</b>	<b>OPTIONAL FOR USE WITH 1 1/4" &amp; 1 1/2" BLADES</b>	1
	057405	<b>ROLLER ASSEMBLY, EXTENDED BLADE GUIDE RELUBE ( )</b>	<b>OPTIONAL FOR USE WITH 1 1/2" BLADES</b>	1
42	P04252	Washer, 5/8" White Felt		1
43	F04254-1	Ring, 1 1/8" Interior Retaining		1
44	015975	Bearing, R8-2RS Blade Guide	Remove one seal from each bearing, place open sides facing each other and place spacer 035411 between bearings.	2
45	P06455	Washer, 5/8" Gray Felt		1

REF	PART #	DESCRIPTION	COMMENTS	QTY.
46	035411	Spacer, Blade Guide Bearing		1
	057407-1507	Instruction Sheet, Blade Guide Rebuild		1
47	035426	Roller, Flanged Blade Guide	Relube 1 1/4" & 1 1/2" blade	1
	057402	Roller, Flanged Blade Guide	Relube 1 1/2" blade	1
48	036161	<b>BOLT, BLADE GUIDE ROLLER (RELUBE ONLY)</b>		1
49	P05060	<b>FITTING, 1/4-28 GREASE (RELUBE ONLY)</b>		1

## 2.4 Blade Guide Assembly, Drive Side

LT60HD/70HD RemoteRev. B3.02 - B4.10



600244-1C

REF	PART #	DESCRIPTION	COMMENTS	QTY.
	003925	<b>ROLLER/BLOCK ASSEMBLY, DRIVE SIDE (INNER)</b>	003925 Blade Guide Assembly replaced with 036812 Rev. B4.11. New assembly provides easier adjustment (See Section 2.3).	1
	003910	Block Assembly, Blade Guide Mount		1
<b>1</b>	003911	Block Weldment, Blade Guide Mount	Available in assemblies only.	1
<b>2</b>	F05010-17	Nut, 5/16-18 Hex		4
<b>3</b>	F05006-88	Bolt, 5/16-18 x 1" Hex Head Stainless Steel		3
<b>4</b>	F05006-122	Screw, 5/16-18 x 1" Socket Head Flat Point Stainless Steel Set		1
<b>5</b>	003913	Shaft Weldment, Drive Side Guide		1
	003927	Mount Assembly, Blade Guide Block Drive		1
<b>6</b>	F05011-3	Washer, 3/8" SAE Flat		1
<b>7</b>	F05011-4	Washer, 3/8" Split Lock		1
<b>8</b>	F05007-123	Bolt, 3/8-16 x 1 1/4" Hex Head Grade 5		1
<b>9</b>	003915	Plate, Block Tilt Adjustment		1
<b>10</b>	F05006-102	Bolt, 5/16-18 x 3/4" Hex Head		1
<b>11</b>	F05012-22	Pin, 3/16" x 5/8" Roll		2

REF	PART #	DESCRIPTION	COMMENTS	QTY.
12	003909	Block, Guide Block Mount		1
13	003994	Bolt, Blade Guide Block Mount		1
14	042867	Washer, #10 Brass		1
15	F05004-240	Bolt, #10-32 x 1 1/4" Hex Head Stainless Steel		1
16	003914	Ball, 3/16" Dia. Nylon		2
17	F05011-14	Washer, 1/4" Split Lock		2
18	F05005-15	Bolt, 1/4-20 x 1/2" Hex Head		2
19	044057	Screw, Lower Block Adjustment		1
20	F05004-200	Screw, #10-32 x 3/8" Socket Head Stainless Steel		1
21	F05011-17	Washer, 5/16" SAE Flat		1
22	F05011-13	Washer, 5/16" Split Lock		1
	A04925	Roller Assembly, Blade Guide (standard for use with 1 1/4" & 1 1/2" blades)	The sawmill is equipped standard with non-greasable blade guide rollers that can be used with the standard 1 1/2" blade. The roller can also be used with 1 1/4" blades. Optional extended blade guide rollers are available for use with 1 1/2" blades. The extended rollers may provide more stability during difficult sawing, but will reduce the total amount of times the blade can be reused after sharpening. Optional relube versions of each roller configuration are also available.	1
	014299	Roller Assembly, Extended Blade Guide (optional for use with 1 1/2" blades)		1
	K07079	Bearing Kit, Blade Guide Rebuild		1
23	P04252	Washer, 5/8" White Felt		1
24	F04254-1	Ring, 1 1/8" Interior Retaining		1
25	015975	Bearing, R8-2RS Blade Guide	Available in assemblies only.	2
26	P06455	Washer, 5/8" Gray Felt		1
	F05005-105	Screw, 1/4-28 x 1/4" Socket Head Cup Point Set Black Oxide		1
	057407-1507	Instruction Sheet, Blade Guide Rebuild		1
27	S04250	Roller, Flanged Blade Guide (1 1/4" & 1 1/2" blade)	Available in assemblies only.	1
	014243	Roller, Flanged Blade Guide (1 1/2" blade)	Available in assemblies only.	1
	A04925-364	Instruction Sheet, Blade Guide Roller Replacement		1
28	S04253	Spacer, Blade Guide		2
29	F05011-125	Washer, 1/2" Nord-Lock		1
30	F05008-10	Bolt, 1/2-13 x 2 1/4" Hex Head Grade 5		1
31	F05010-17	Nut, 5/16-18 Hex		1
32	F05006-136	Bolt, 5/16-18 x 2 3/4" Hex Head Full Thread		1
33	035656	Bolt, Blade Guide Vertical Adjustment		1
34	F05011-17	Washer, 5/16" SAE Flat		2
35	F05011-13	Washer, 5/16" Split Lock		2
36	F05006-76	Bolt, 5/16-18 x 1 1/2" Hex Head		2
37	035799	<b>BLOCK, BLADE GUIDE ALIGNMENT</b>		1
38	F05004-152	<b>SCREW, #10-32 X 5/8" HEX HEAD</b>		1

## 2 Blade Guide Rollers & Arm

Blade Guide Assembly, Drive Side

REF	PART #	DESCRIPTION	COMMENTS	QTY.
39	F05011-20	WASHER, #10 SPLIT LOCK		1
40	052309	BLOCK, BLADE GUIDE WEAR (STANDARD FOR 1 1/2" BLADES)	052309 blocks for use with 1 1/2" blade provided as standard equipment. 052355 blocks available for optional use with 1 1/4" blades. EZ-Glide blocks 036347 are available for customers who prefer this block.	2
	052355	BLOCK, BLADE GUIDE WEAR (OPTIONAL FOR 1 1/4" BLADES)		2
	036347	BLOCK ASSEMBLY, 1" SQ. EZ-GLIDE WEAR		2
41	034292	ARM WELDMENT, DRIVE SIDE BLADE GUIDE		1
42	F05011-9	WASHER, 1/2" SPLIT LOCK		2
43	F05008-33	BOLT, 1/2-13 X 1 1/2" HEX HEAD GRADE 5		2
	035248	SHIM, .008" BLADE GUIDE BLOCK SPACER		1
	016568	ROLLER ASSEMBLY, BLADE GUIDE RELUBE (OPTIONAL FOR USE WITH 1 1/4" & 1 1/2" BLADES)	The sawmill is equipped standard with non-greasable blade guide rollers that can be used with the standard 1 1/2" blade. The roller can also be used with 1 1/4" blades. Optional extended blade guide rollers are available for use with 1 1/2" blades. The extended rollers may provide more stability during difficult sawing, but will reduce the total amount of times the blade can be reused after sharpening. Optional relube versions of each roller configuration are also available.	1
	057405	ROLLER ASSEMBLY, EXTENDED BLADE GUIDE RELUBE (OPTIONAL FOR USE WITH 1 1/2" BLADES)		1
	057407	Bearing Kit, Relube Blade Guide Rebuild		1
44	P04252	Washer, 5/8" White Felt		1
45	F04254-1	Ring, 1 1/8" Interior Retaining		1
46	015975	Bearing, R8-2RS Blade Guide	Available in assemblies only. Bearing must be modified for use with relube roller assemblies. Remove one seal from each bearing, place open sides facing each other and place spacer 035411 between bearings.	2
47	P06455	Washer, 5/8" Gray Felt		1
48	035411	Spacer, Blade Guide Bearing		1
	057407-1507	Instruction Sheet, Blade Guide Rebuild		1
49	035426	Roller, Flanged Blade Guide (Relube 1 1/4" & 1 1/2" blade)	Available in assemblies only.	1
	057402	Roller, Flanged Blade Guide (Relube 1 1/2" blade)	Available in assemblies only.	1
	A04925-364	Instruction Sheet, Blade Guide Roller Replacement		1
50	036161	BOLT, BLADE GUIDE ROLLER (RELUBE ONLY)		1
51	P05060	FITTING, 1/4-28 GREASE (RELUBE ONLY)		1



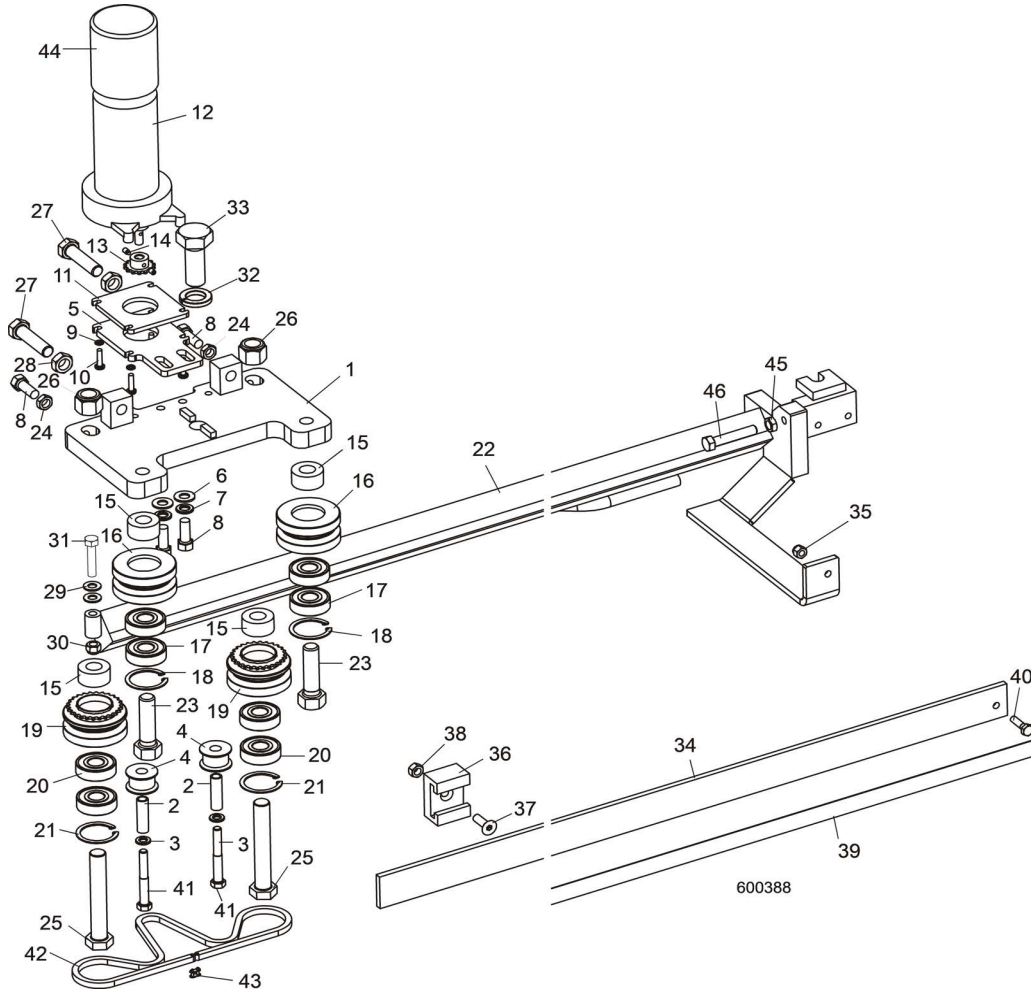


## 2 Blade Guide Rollers & Arm

### Blade Guide Arm Drive Assembly

REF	PART #	DESCRIPTION	COMMENTS	QTY.
13	036664	Sprocket Assembly, 25B14 x .3130	Sprocket modified 6/11 with threaded holes to accept included set screws (replace 1/8" x 3/4" roll pin F05012-6).	1
14	F05004-274	Screw, #10-24 x 1/4" Full Dog Point Socket Set		2
15	033913	Spacer, Blade Guide Arm V-Roller		4
	042543	Roller Assembly, Blade Guide Arm V Idle		2
16	042536	Housing, 2 1/2" V-Groove		1
17	P06030-1	Bearing, 5/8" x 1.7548" x .4724"		2
18	F04254-8	Ring, 1.575" ID Beveled 5002-156 Retaining		1
	042542	Roller Assembly, Blade Guide Arm V Drive		2
19	042541	Housing, 2 1/2" V-Groove w/Sprocket		1
20	P06030-1	Bearing, 5/8" x 1.7548" x .4724"		2
21	F04254-8	Ring, 1.575" ID Beveled 5002-156 Retaining		1
22	034289	Arm Weldment, Blade Guide		1
23	F05009-80	Bolt, 5/8-18 x 2 1/4" Hex Head Grade 5		2
24	F05010-29	Nut, 3/8-16 Hex Jam		2
25	F05009-98	Bolt, 5/8-18 x 3 1/4" Hex Head Grade 5		2
26	F05010-71	Nut, 5/8-18 Hex Nylon Lock		2
27	F05008-126	Bolt, 1/2-20 x 2" Hex Head Full Thread		2
28	F05010-16	Nut, 1/2-20 Hex Jam		2
29	F05011-17	Washer, 5/16" SAE Flat		2
30	F05010-58	Nut, 5/16-18 Hex Nylon Lock		1
31	F05008-96	Bolt, 5/16-18 x 1 1/2" Hex Head Grade 5		1
32	F05011-6	Washer, 3/4" Split Lock		1
33	F05013-1	Bolt, 3/4-16 x 2" Full Thread Hex Head		1
34	014955	Guard, Blade Guide Arm		1
35	F05010-69	Nut, 1/4-20 Hex Nylon Lock		1
36	014882	Bracket, Blade Guide Arm Guide		1
37	F05006-124	Bolt, 5/16-18 x 1" Flat Head Socket		1
38	F05010-6	Nut, 5/16-18 Hex Lock		1
39	015849	Decal, Blade Guide Arm Warning Stripe		1
40	F05005-38	Screw, 1/4-20 x 1" Hex Head		1
41	F05006-80	Bolt, 5/16-18 x 2 1/2" Hex Head Grade 5		2
42	036194	Chain, #25 x 27 3/4"		1
43	P09983	Link, #25 Master		2
44	023720	Cap, 2.5" ID x 3" Rubber		1
45	F05010-29	Nut, 3/8-16 Hex Jam		1
46	F05007-16	Bolt, 3/8-16 x 2" Hex Head Full Thread		1
	F05011-3	Washer, 3/8" SAE Flat		2

## 2.6 Blade Guide Arm Drive Assembly (Wide Head Only)

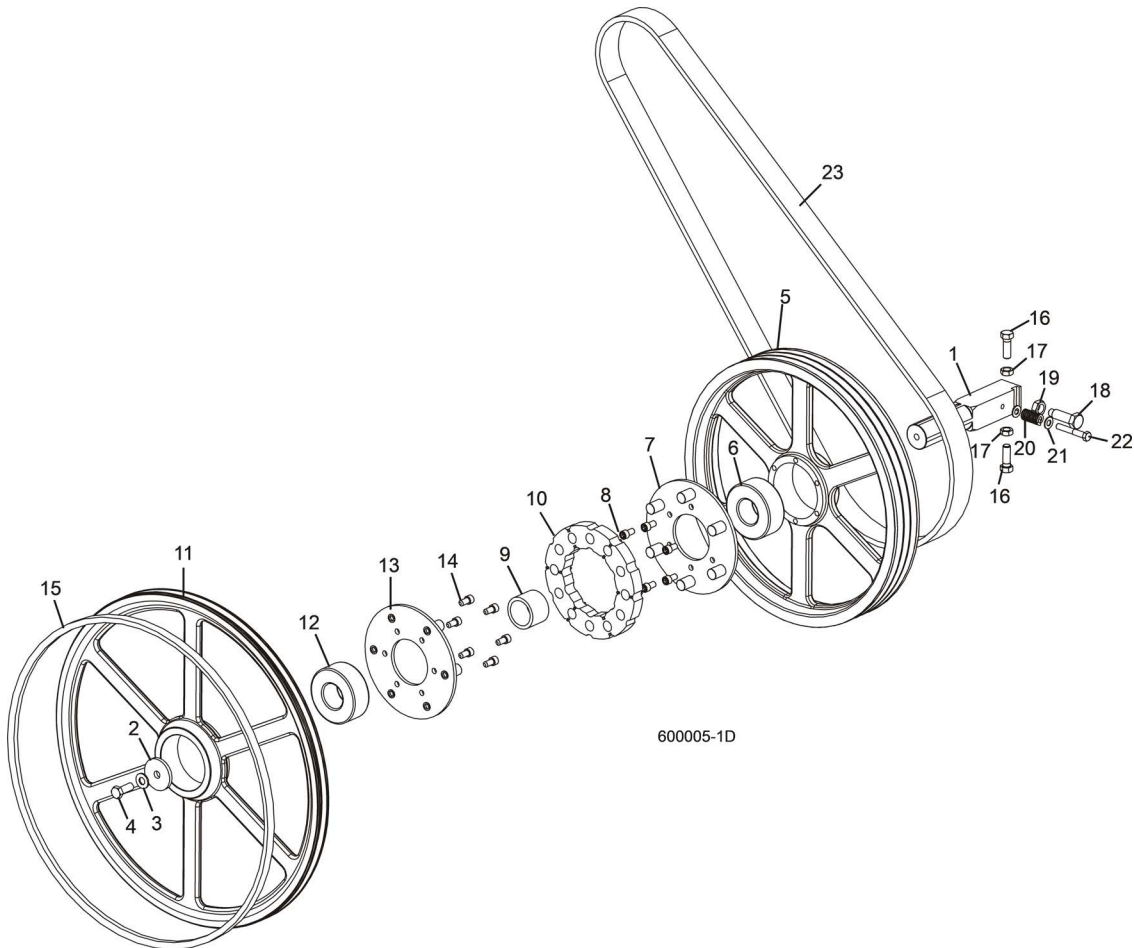


REF	PART #	DESCRIPTION	COMMENTS	QTY.
	065547	<b>ARM ASSEMBLY, IDLE SIDE BLADE GUIDE DCS (WIDE HEAD ONLY)</b>		1
1	034286	Plate Weldment, Blade Guide Arm		1
2	S09996	Spacer, .322" x .44" x 1 1/2"		2
3	F05011-13	Washer, 5/16" Split Lock		2
4	S09999	Roller, Blade Guide Drive		2
5	033803	Plate, Blade Guide Motor Mount		1
6	F05011-3	Washer, 3/8" SAE Flat		2
7	F05011-4	Washer, 3/8" Split Lock		2
8	F05007-7	Bolt, 3/8-16 x 1" Hex Head		4
9	F05011-20	Washer, #10 Split Lock		4
10	F05004-38	Screw, #10-32 x 3/4" Phillips Head Machine		4
11	033805	Plate, Blade Guide Motor Mount Spacer		1
12	079223	Motor Assembly, DCS Blade Guide Dbkr In/Out	Replaced 053421 Motor Assembly including P09698-1 1/30 HP 62RPM 12VDC 53:1 Gear Motor with P12756 End Housing, P12569 Gear Kit, P12800 Brush Kit and 009695 Shaft Kit (LT70 Rev. B6.12/LT70Super Rev. A4.11).	1
	061232	Gear Kit, Motor Replacement		1
	061234	Brush Kit, Gear Motor Replacement		1

REF	PART #	DESCRIPTION	COMMENTS	QTY.
	061233	Shaft Kit, Gear Motor Replacement		1
13	036664	Sprocket Assembly, 25B14 x .3130		1
14	F05004-274	Screw, #10-24 x 1/4" Full Dog Point Socket Set		2
15	033913	Spacer, Blade Guide Arm V-Roller		4
	042543	Roller Assembly, Blade Guide Arm V Idle		2
16	042536	Housing, 2 1/2" V-Groove		1
17	P06030-1	Bearing, 5/8" x 1.7548" x .4724"		2
18	F04254-8	Ring, 1.575" ID Beveled 5002-156 Retaining		1
	042542	Roller Assembly, Blade Guide Arm V Drive		2
19	042541	Housing, 2 1/2" V-Groove w/Sprocket		1
20	P06030-1	Bearing, 5/8" x 1.7548" x .4724"		2
21	F04254-8	Ring, 1.575" ID Beveled 5002-156 Retaining		1
22	006158	Arm Weldment, Blade Guide (Wide Head)		1
23	F05009-80	Bolt, 5/8-18 x 2 1/4" Hex Head Grade 5		2
24	F05010-29	Nut, 3/8-16 Hex Jam		2
25	F05009-98	Bolt, 5/8-18 x 3 1/4" Hex Head Grade 5		2
26	F05010-71	Nut, 5/8-18 Hex Nylon Lock		2
27	F05008-126	Bolt, 1/2-20 x 2" Hex Head Full Thread		2
28	F05010-16	Nut, 1/2-20 Hex Jam		2
29	F05011-17	Washer, 5/16" SAE Flat		2
30	F05010-58	Nut, 5/16-18 Hex Nylon Lock		1
31	F05008-96	Bolt, 5/16-18 x 1 1/2" Hex Head Grade 5		1
32	F05011-6	Washer, 3/4" Split Lock		1
33	F05013-1	Bolt, 3/4-16 x 2" Full Thread Hex Head		1
34	006266	Guard, Blade Guide Arm (Wide Head)		1
35	F05010-69	Nut, 1/4-20 Hex Nylon Lock		1
36	014882	Bracket, Blade Guide Arm Guide		1
37	F05006-124	Bolt, 5/16-18 x 1" Flat Head Socket		1
38	F05010-6	Nut, 5/16-18 Hex Lock		1
39	015849	Decal, Blade Guide Arm Warning Stripe		1
40	F05005-38	Screw, 1/4-20 x 1" Hex Head		1
41	F05006-80	Bolt, 5/16-18 x 2 1/2" Hex Head Grade 5		2
42	036194	Chain, #25 x 27 3/4"		1
43	P09983	Link, #25 Master		2
44	023720	Cap, 2.5" ID x 3" Rubber		1
45	F05010-29	Nut, 3/8-16 Hex Jam		1
46	F05007-16	Bolt, 3/8-16 x 2" Hex Head Full Thread		1

## SECTION 3 BLADE WHEELS & TENSIONER

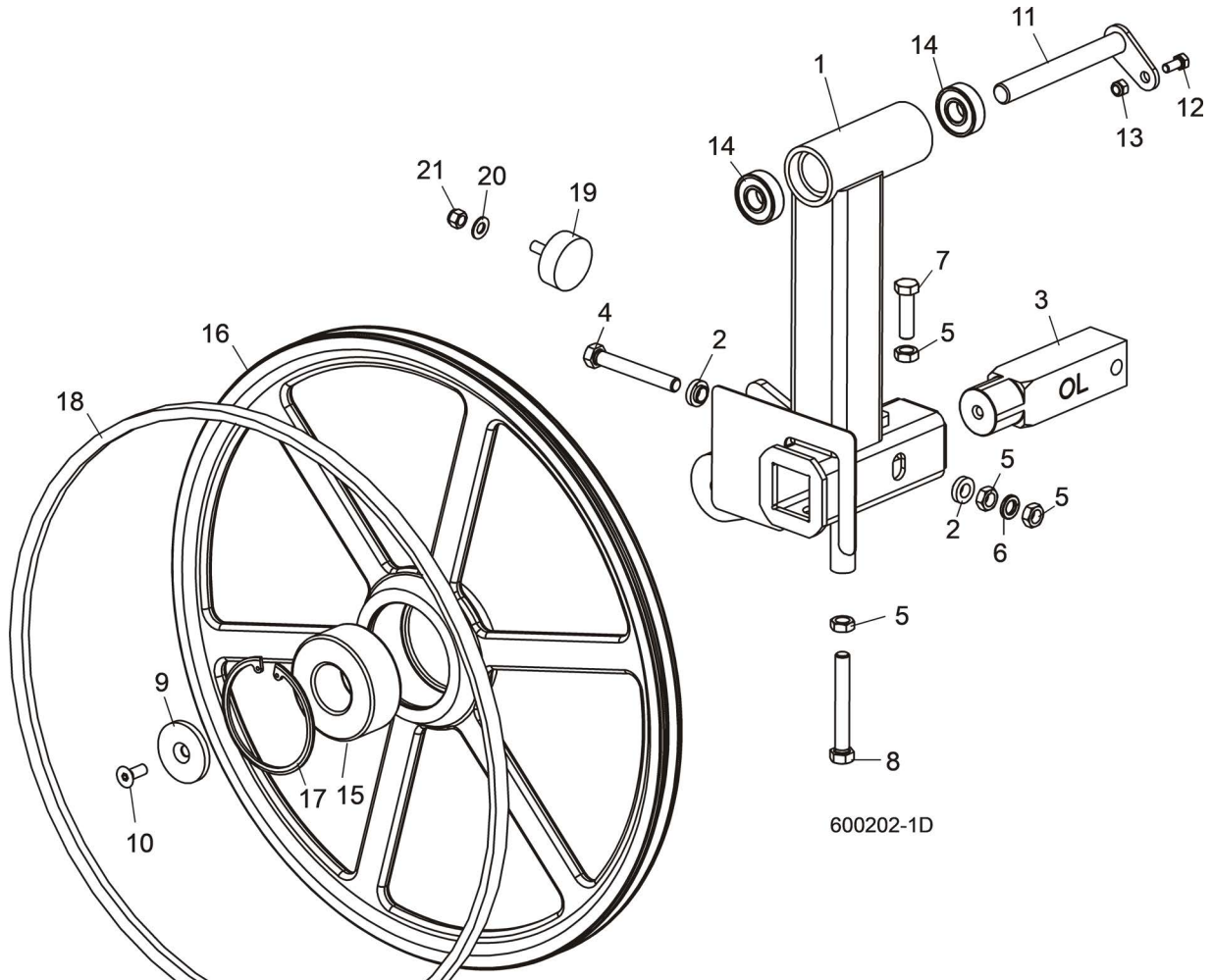
### 3.1 Blade Drive Assembly



REF	PART #	DESCRIPTION	COMMENTS	QTY.
	034359	<b>WHEEL ASSEMBLY, BLADE DRIVE</b>		1
1	033920	Shaft, Blade Drive Wheel		1
2	033909	Washer, Blade Drive Wheel		1
3	F05011-2	Washer, 1/2" SAE Flat		1
4	F05008-37	Bolt, 1/2-13 x 1 1/4" Hex Head Grade 5		1
	034426	Pulley Assembly, 19" Blade Drive		1
5	033809	Pulley, Blade Drive		1
6	016014	Bearing, 5309-2RS		1
7	034424	Plate Assembly, Coupling		1
8	F05007-154	Bolt, 3/8-24 x 3/4" Socket Head		6
9	033921	Spacer, Drive Bearing		1
10	034418	Ring, Drive Coupling		1
	017834	Wheel Assembly, 24" Blade		1
11	034872	Wheel, 24" Blade		1
12	016014	Bearing, 5309-2RS		1
13	034424	Plate Assembly, Coupling		1
14	F05007-154	Bolt, 3/8-24 x 3/4" Socket Head		6

REF	PART #	DESCRIPTION	COMMENTS	QTY.
15	017922-1	BELT, B72.5 BLADE WHEEL	017922-1 B72.5 Belt replaces 017922 supplied prior to Rev. B4.01. New belt provides longer service life.	1
16	F05008-53	BOLT, 1/2-20 X 1 1/2" HEX HEAD GRADE 5		2
17	F05010-16	NUT, 1/2-20 HEX JAM		2
18	034360	BOLT, DRIVE WHEEL RETAINING		1
19	F05010-11	NUT, 5/8-18 HEX JAM		1
20	034430	SPRING, 3/4" OD X 1 1/2" LONG DIE		1
21	F05011-3	WASHER, 3/8" SAE FLAT		2
22	F05007-125	BOLT, 3/8-16 X 2 1/2" HEX HEAD GRADE 5		1
23	<a href="#">(See Section 5)</a>	BELT, DRIVE (SEE ENGINE MANUAL FOR PART #)		1

### 3.2 Idle Blade Wheel Assembly



REF	PART #	DESCRIPTION	COMMENTS	QTY.
	036729	<b>SHAFT ASSEMBLY, IDLE BLADE WHEEL (CAM TENSIONER)</b>		1
1	048266	Tube Weldment, Idle Side Blade Wheel		1
2	S04253	Spacer, .510" x .937" x .34"		2
3	017706	Shaft, Idle Side Blade Wheel		1
4	F05008-111	Bolt, 1/2-20 x 3 3/4" Hex Head Full Thread Grade 5		1
5	F05010-16	Nut, 1/2-20 Hex Jam		4
6	F05011-9	Washer, 1/2" Split Lock		1
7	F05008-127	Bolt, 1/2-20 x 1 3/4" Hex Head Full Thread		1
8	F05008-111	Bolt, 1/2-20 x 3 3/4" Hex Head Full Thread Grade 5		1
9	016397	Washer, 3/32" ID x 2 1/4" OD x 1/4" Thick		1
10	F05007-64	Bolt, 3/8-16 x 1" Flat Socket Head		1
11	034358	Pin Weldment, Idle Wheel Pivot		1
12	F05006-102	Bolt, 5/16-18 x 3/4" Hex Head		1
13	F05010-58	Nut, 5/16-18 Hex Nylon Lock		1
14	034470	Bearing, #465966		2
	017835	<b>WHEEL ASSEMBLY, 24" IDLE BLADE</b>		1
15	016014	Bearing, 5309-2RS		1
16	034871	Wheel, 24" Blade		1

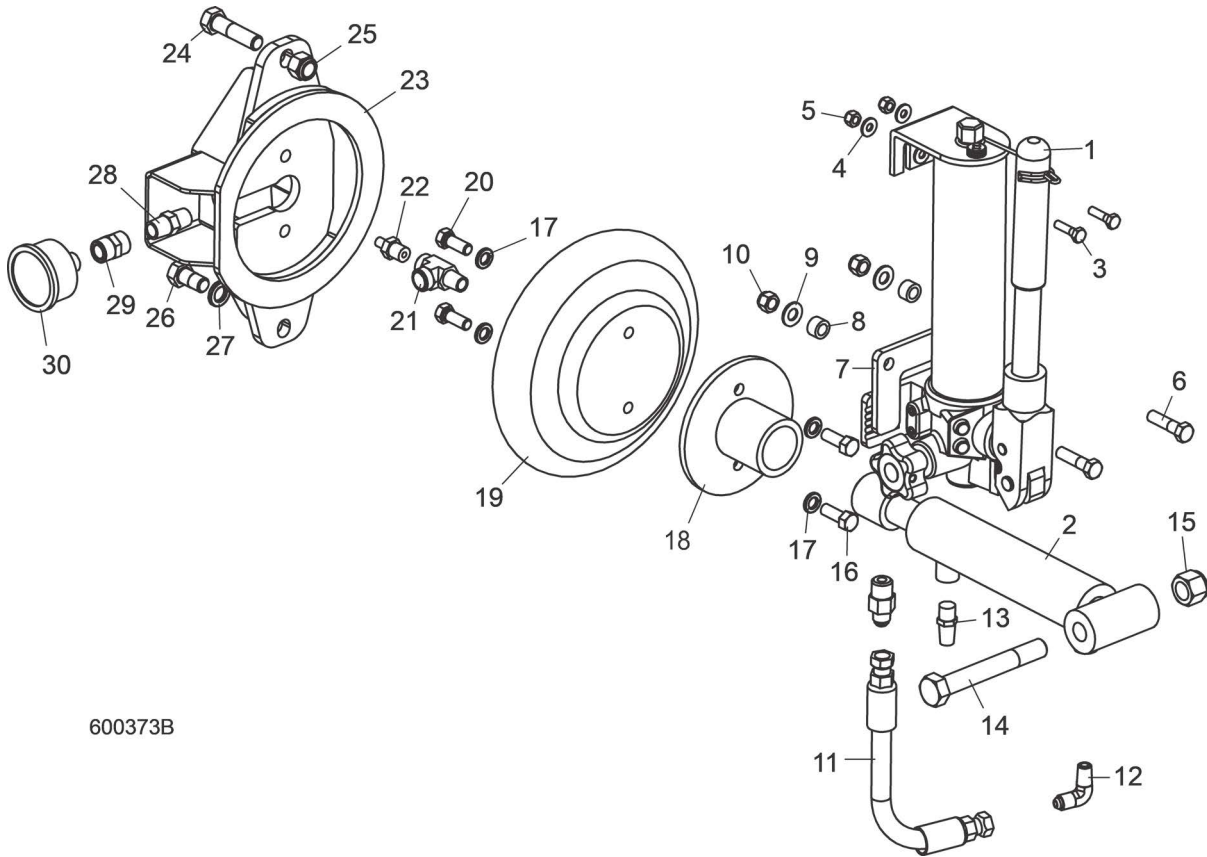
REF	PART #	DESCRIPTION	COMMENTS	QTY.
17	F04254-28	Ring, 100 mm Beveled Inside Retaining		1
18	017922-1	<b>BELT, B72.5 BLADE WHEEL</b>	017922-1 B72.5 Belt replaces 017922 supplied prior to Rev. B4.01. New belt provides longer service life.	1
19	034175	<b>BUMPER, TABLE</b>		1
20	F05011-3	<b>WASHER, 3/8" FLAT SAE</b>		1
21	F05010-10	<b>NUT, 3/8-16 HEX NYLON LOCK</b>		1



### 3.3 Hydraulic Blade Tensioner Assembly

LT70HD RemoteRev. B6.05+

LT70HD SuperRev. A4.01+



600373B

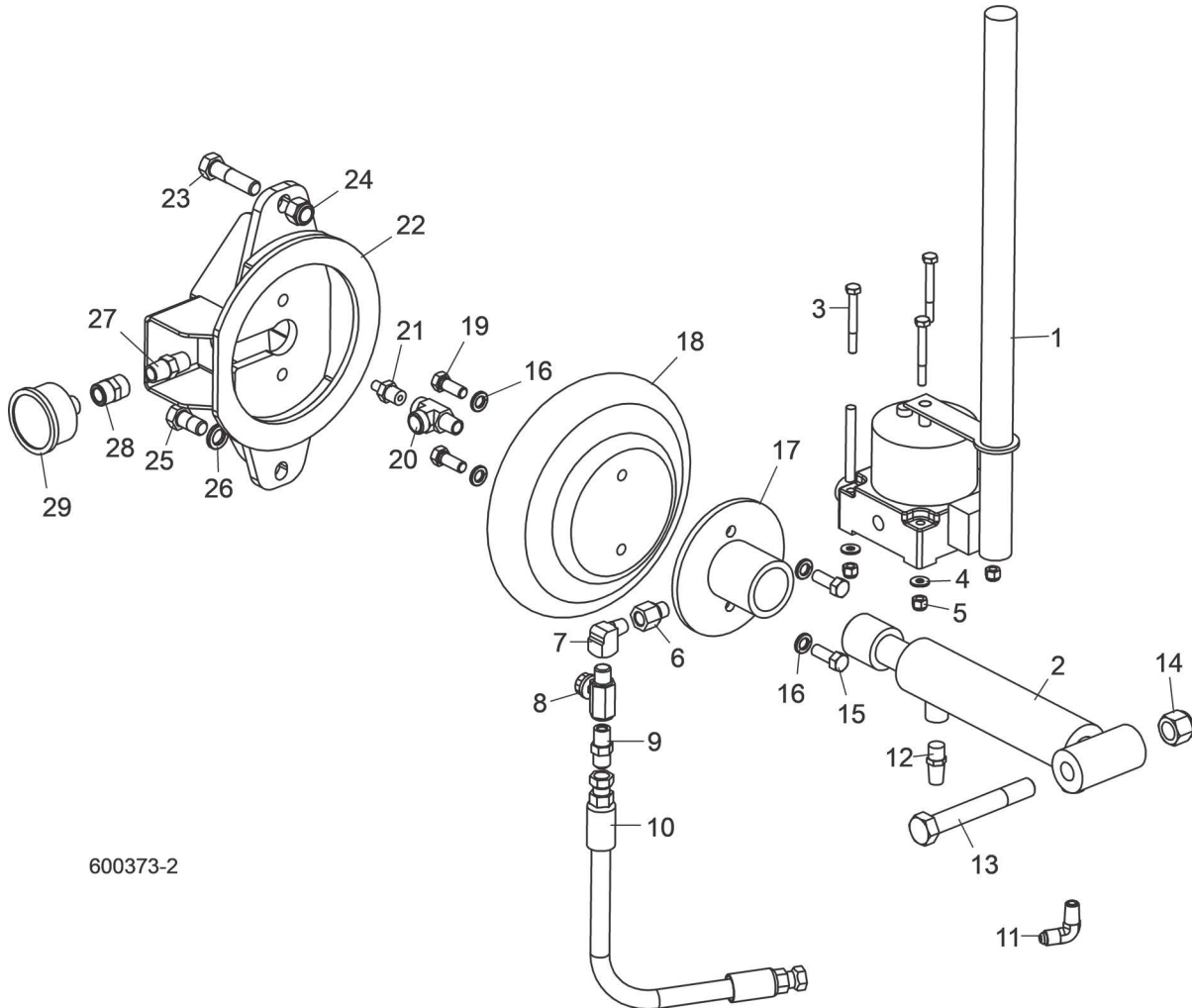
REF	PART #	DESCRIPTION	COMMENTS	QTY.
1-30	054844	<b>TENSIONER ASSEMBLY, LT70 HYDRAULIC BLADE</b>	Available in assemblies only.	1
1-13	074809	Tensioner Assembly, LT70 Hydraulic Hand Pump		1
1	074749	Pump, 2850 PSI 20cu in Hydraulic Hand		1
	061287	Kit, Seal Hyd Blade Tensioner LT70 P20		1
	061288	Knob, Tensioner Pressure Release LT70P20		1
	061289	Screw, Release Knob Set		1
2	065478	Cylinder, 1 1/2" x 6" In-Line Ports		1
3	F05005-101	Bolt, 1/4-20 x 1" Hex Head Grade 5		2
4	F05011-11	Washer, 1/4" SAE Flat		4
5	F05010-69	Nut, 1/4-20 Nylock		2
6	F05007-78	Bolt, 3/8-16 x 1 1/2" Hex Head Grade 5		2
7	074808	Plate, Hand Pump Brace		1
8	055323	Spacer, .39x.625x.39		2
9	F05011-3	Washer, 3/8" Flat SAE		2
10	F05010-10	Nut, 3/8-16 Hex Nyloc		2
11	079001-9	Hose, 3/8x9 Hyd w/2 St Swivel Fittings		1
12	015491	Fitting, 3/8" JIC-1/4" NPT 90L		1

REF	PART #	DESCRIPTION	COMMENTS	QTY.
13	P20904	Muffler, 1/4" NPT Air		1
14	F05009-10	Bolt, 5/8-11 x 4 1/2" Hex Head Grade 5		1
15	F05010-34	Nut, 5/8-11 Hex Nylon Lock		1
16	F05007-7	Bolt, 3/8-16 x 1" Hex Head		2
17	F05011-4	Washer, 3/8" Split Lock		4
18	055317	Tube Weldment, Tensioner		1
19	033984	Bag, Blade Tensioner Air		1
20	F05007-87	Bolt, 3/8-16 x 1" Hex Head Grade 5		2
21	P09141	Fitting, 1/4" NPT x 1/4" JIC Male Run Tee		1
22	034285	Fitting, 1/4" NPT Air Valve		1
23	034276	Plate Weldment, Air Bag Mount		1
24	F05008-76	Bolt, 1/2-13 x 2" Hex Head		1
25	F05010-8	Nut, 1/2-13 Hex Nylon Lock		1
26	F05008-50	Bolt, 1/2-13 x 1" Hex Head		1
27	F05011-9	Washer, 1/2" Split Lock		1
28	P21524	Fitting, 1/4" NPT Hex Nipple		1
29	P03420	Fitting, 1/4" NPT Coupling		1
30	034278	Gauge, Liquid-Filled Air		1

### 3.4 Hydraulic Blade Tensioner Assembly

LT70HD RemoteRev. B4.08 - B6.04

LT70HD SuperRev. A1.00 - A4.00



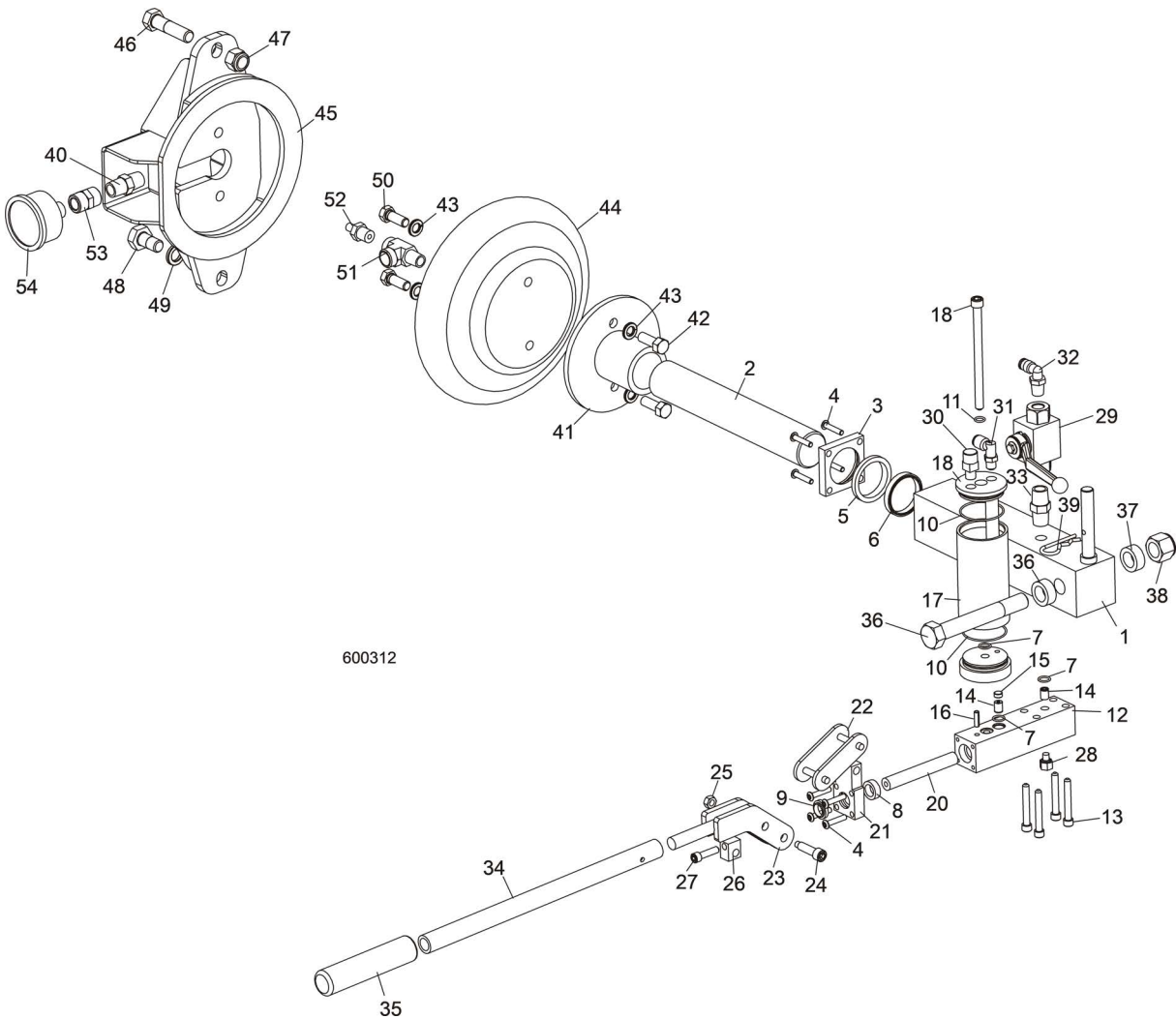
600373-2

REF	PART #	DESCRIPTION	COMMENTS	QTY.
1-29	054844	<b>TENSIONER ASSEMBLY, LT70 HYDRAULIC BLADE</b>	Available in assemblies only. Tensioner Assembly 054844 modified 10/15. 069580 Hydraulic Tensioner Service Block Kit no longer available. Use 074816 Blade Tensioner Retrofit Kit.	1
1-12	065681	Tensioner Assembly, 2012 LT70 Hydraulic		1
1	069580	Pump, Hydraulic Hand, 6000 PSI 3.3cc Disp		1
	061133	Seal Kit, LT70 Hydraulic Tensioner (For 069580)		1
2	065478	Cylinder, 1 1/2" x 6" In-Line Ports		1
3	F05005-72	Screw, 1/4-20 x 2 1/4" Hex Head Cap Grade 5		4
4	F05011-11	Washer, 1/4" SAE Flat		4
5	F05010-69	Nut, 1/4-20 Nylock		4

REF	PART #	DESCRIPTION	COMMENTS	QTY.
6	014686	Fitting, 6" SAE Male-1/4" NPT Female		1
7	P05383	Fitting, 1/4" 90 Deg Brass Street Elbow		1
8	P22314	Valve, Hydraulic Cut-Off		1
9	015560	Fitting, 3/8" JIC-1/4" NPT Str		1
10	065537	Hose Assembly, 3/8" x 12" Hydraulic		1
11	015491	Fitting, 3/8" JIC-1/4" NPT 90L		1
12	P20904	Muffler, 1/4" NPT Air		1
13	F05009-10	Bolt, 5/8-11 x 4 1/2" Hex Head Grade 5		1
14	F05010-34	Nut, 5/8-11 Hex Nylon Lock		1
15	F05007-7	Bolt, 3/8-16 x 1" Hex Head		2
16	F05011-4	Washer, 3/8" Split Lock		4
17	055317	Tube Weldment, Tensioner		1
18	033984	Bag, Blade Tensioner Air		1
19	F05007-87	Bolt, 3/8-16 x 1" Hex Head Grade 5		2
20	P09141	Fitting, 1/4" NPT x 1/4" JIC Male Run Tee		1
21	034285	Fitting, 1/4" NPT Air Valve		1
22	034276	Plate Weldment, Air Bag Mount		1
23	F05008-76	Bolt, 1/2-13 x 2" Hex Head		1
24	F05010-8	Nut, 1/2-13 Hex Nylon Lock		1
25	F05008-50	Bolt, 1/2-13 x 1" Hex Head		1
26	F05011-9	Washer, 1/2" Split Lock		1
27	P21524	Fitting, 1/4" NPT Hex Nipple		1
28	P03420	Fitting, 1/4" NPT Coupling		1
29	034278	Gauge, Liquid-Filled Air		1

### 3.5 Hydraulic Blade Tensioner Assembly

LT70HD RemoteRev. B4.00 -B4.07



600312

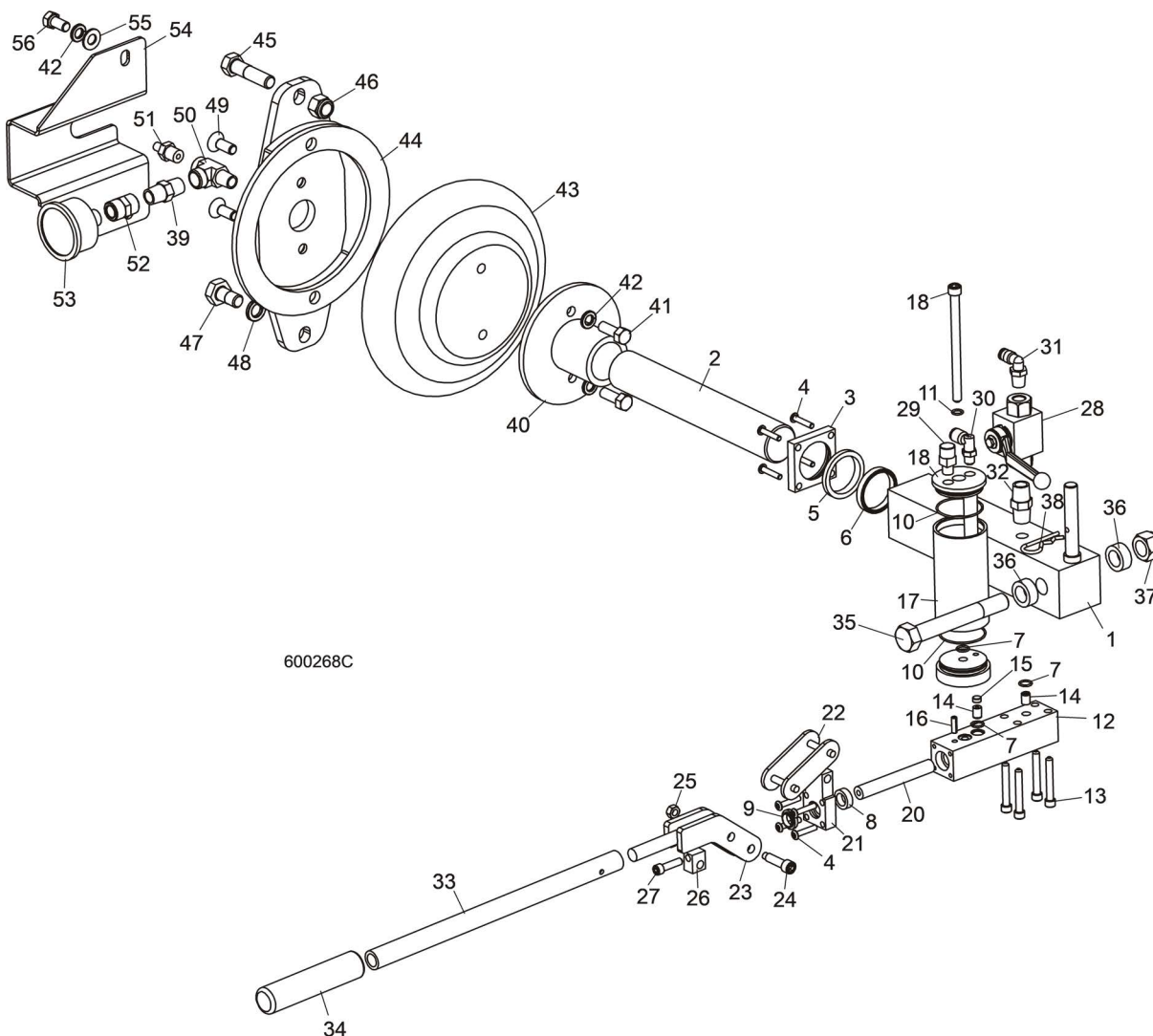
REF	PART #	DESCRIPTION	COMMENTS	QTY.
1-54	054844	TENSIONER ASSEMBLY, LT70 HYDRAULIC BLADE	Available in assemblies only. Tensioner Assembly 054844 modified 10/15. 006529 Hydraulic Tensioner Service Block Kit no longer available. Use 074819 Blade Tensioner Retrofit Kit.	1
1-33	006529	Block Kit, Hydraulic Tensioner Service	Tensioner Assembly 054844 modified 10/15. 006529 Hydraulic Tensioner Service Block Kit no longer available. Use 074819 Blade Tensioner Retrofit Kit.	1
1-28	055315	Block Assembly, Hydraulic Blade Tensioner	Available in assemblies only.	1
1	056809	Block Weldment, Tensioner Cylinder		1
2	054848	Rod, Tensioner Push		1
3	054846	Block, Tensioner Push Rod Wiper		1

REF	PART #	DESCRIPTION	COMMENTS	QTY.
4	F05004-43	Screw, #10-24 x 1" Socket Button Head		8
5-11	006528	Seal Kit, Hydraulic Tensioner Service		1
5	056884	Wiper, 1 1/2" Rod	Available in assemblies only.	1
6	056887	Seal, 1 1/2" Loaded Lip	Available in assemblies only.	1
7	056888	O-Ring, 1/16" x 3/8" ID x 1/2" OD	Available in assemblies only.	3
8	056886	Seal, 1/2" Loaded Lip	Available in assemblies only.	1
9	056885	Wiper, 1/2" Rod	Available in assemblies only.	1
10	056889	O-Ring, 1/16" x 1 5/8" ID x 1 3/4" OD	Available in assemblies only.	2
11	033477	O-Ring, 5/16" ID x 7/16" OD #011	Available in assemblies only.	1
	006825-1601	Inst. Sheet, LT70 Hydraulic Blade Tensioner Seal Replacement		1
12	054845	Block, Tensioner Piston		1
13	F05005-156	Screw, 1/4-20 x 1 3/4" Socket Head		4
14	056883	Valve, 8mm Check		2
15	006274	Screen, Hydraulic Cartridge		1
16	F05012-22	Pin, 3/16" x 5/8" Roll		1
17	054837	Tube, Hydraulic Fluid Tank		1
18	006366	Cap Weldment, Hydraulic Reservoir		1
19	F05006-135	Screw, 5/16-18 x 4 1/2" Socket Head		1
20	054842	Rod, Tensioner Piston		1
21	054843	Block, Tensioner Pivot Link		1
22	016796	Link, C2080H Master		1
23	055316	Link Weldment, Tensioner Pivot		1
24	F05006-41	Screw, 5/16" x 1" (1/4-20 Thread) Socket Head Shoulder		1
25	F05010-21	Nut, 1/4-20 Hex Lock		1
26	054840	Block, Piston Link		1
27	F05005-89	Screw, 1/4-20 x 1" Socket Head		1
28	P10065	Plug, 5/16-24 x 5/8" O-Ring		1
29	056806	Valve, 7250 PSI Hydraulic		1
30	056890	Fitting, 1/8" NPT Protected Vent		1
31	P21519	Fitting, 1/4" NPT x 1/4" Tube 90° Elbow		1
32	P09736	Fitting, 1/8" MPT x 1/4" Tube Swivel Elbow		1
33	P21524	Fitting, 1/4" NPT Hex Nipple		1
34	055318	Tube, Tensioner Handle		1
35	049031	Grip, 3/4" ID x 4 1/2" Handle		1
36	F05009-10	Bolt, 5/8-11 x 4 1/2" Hex Head Grade 5		1
37	056900	Spacer, 5/8" ID x 1" OD x 13/32"		2
38	F05010-34	Nut, 5/8-11 Hex Nylon Lock		1
39	P05059	Pin, 1/8" x 1 13/16" Safety		1
40	P21524	Fitting, 1/4" NPT Hex Nipple		1
41	055317	Tube Weldment, Tensioner		1
42	F05007-7	Bolt, 3/8-16 x 1" Hex Head		2
43	F05011-4	Washer, 3/8" Split Lock		4

REF	PART #	DESCRIPTION	COMMENTS	QTY.
44	033984	Bag, Blade Tensioner Air		1
45	034276	Plate Weldment, Air Bag Mount		1
46	F05008-76	Bolt, 1/2-13 x 2" Hex Head		1
47	F05010-8	Nut, 1/2-13 Hex Nylon Lock		1
48	F05008-50	Bolt, 1/2-13 x 1" Hex Head		1
49	F05011-9	Washer, 1/2" Split Lock		1
50	F05007-87	Bolt, 3/8-16 x 1" Hex Head Grade 5		2
51	P09141	Fitting, 1/4" NPT x 1/4" JIC Male Run Tee		1
52	034285	Fitting, 1/4" NPT Air Valve		1
53	P03420	Fitting, 1/4" NPT Coupling		1
54	034278	Gauge, Liquid-Filled Air		1

## 3.6 Hydraulic Blade Tensioner Assembly

LT70HD RemoteRev. B3.02



REF	PART #	DESCRIPTION	COMMENTS	QTY.
1-56	054844	<b>TENSIONER ASSEMBLY, LT70 HYDRAULIC BLADE</b>	Available in assemblies only. Tensioner Assembly 054844 modified 10/15. 006529 Hydraulic Tensioner Service Block Kit no longer available. Use 074819 Blade Tensioner Retrofit Kit.	1
1-32	006529	Block Kit, Hydraulic Tensioner Service	Use 074819 Blade Tensioner Retrofit Kit.	1
1-27	055315	Block Assembly, Hydraulic Blade Tensioner	Available in assemblies only. Use 074819 Blade Tensioner Retrofit Kit.	1
1	056809	Block Weldment, Tensioner Cylinder		1
2	054848	Rod, Tensioner Push		1
3	054846	Block, Tensioner Push Rod Wiper		1
4	F05004-43	Screw, #10-24 x 1" Socket Button Head		8

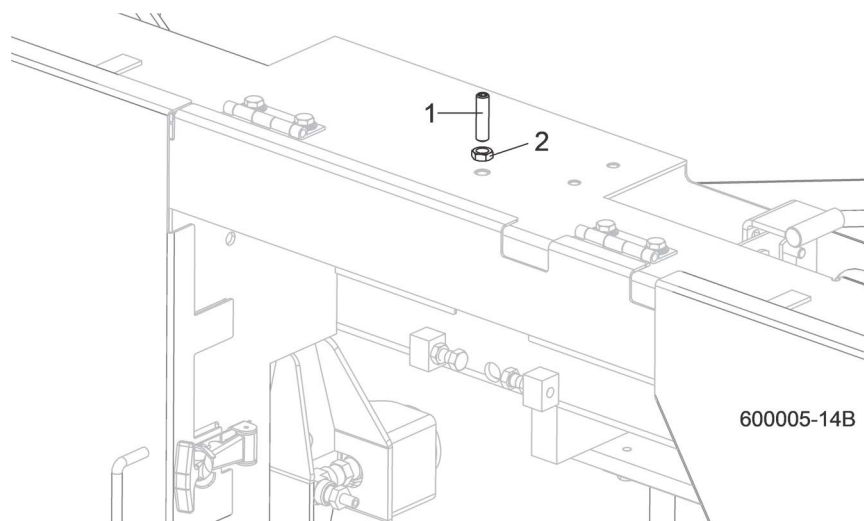


REF	PART #	DESCRIPTION	COMMENTS	QTY.
5-11	006528	Seal Kit, Hydraulic Tensioner Service		1
5	056884	Wiper, 1 1/2" Rod	Available in assemblies only.	1
6	056887	Seal, 1 1/2" Loaded Lip	Available in assemblies only.	1
7	056888	O-Ring, 1/16" x 3/8" ID x 1/2" OD	Available in assemblies only.	3
8	056886	Seal, 1/2" Loaded Lip	Available in assemblies only.	1
9	056885	Wiper, 1/2" Rod	Available in assemblies only.	1
10	056889	O-Ring, 1/16" x 1 5/8" ID x 1 3/4" OD	Available in assemblies only.	2
11	033477	O-Ring, 5/16" ID x 7/16" OD #011	Available in assemblies only.	1
	006825-1601	Inst. Sheet, LT70 Hydraulic Blade Tensioner Seal Replacement		1
12	054845	Block, Tensioner Piston	Use 074819 Blade Tensioner Retrofit Kit.	1
13	F05005-156	Screw, 1/4-20 x 1 3/4" Socket Head		4
14	056883	Valve, 8mm Check		2
15	006274	Screen, Hydraulic Cartridge		1
16	F05012-22	Pin, 3/16" x 5/8" Roll		1
17	054837	Tube, Hydraulic Fluid Tank		1
18	006366	Cap Weldment, Hydraulic Reservoir		1
19	F05006-135	Screw, 5/16-18 x 4 1/2" Socket Head		1
20	054842	Rod, Tensioner Piston		1
21	054843	Block, Tensioner Pivot Link		1
22	016796	Link, C2080H Master		1
23	055316	Link Weldment, Tensioner Pivot		1
24	F05006-41	Screw, 5/16" x 1" (1/4-20 Thread) Socket Head Shoulder		1
25	F05010-21	Nut, 1/4-20 Hex Lock		1
26	054840	Block, Piston Link		1
27	F05005-89	Screw, 1/4-20 x 1" Socket Head		1
28	056806	Valve, 7250 PSI Hydraulic		1
29	056890	Fitting, 1/8" NPT Protected Vent		1
30	P21519	Fitting, 1/4" NPT x 1/4" Tube 90° Elbow		1
31	P09736	Fitting, 1/8" MPT x 1/4" Tube Swivel Elbow		1
32	P21524	Fitting, 1/4" NPT Hex Nipple		1
33	055318	Tube, Tensioner Handle		1
34	049031	Grip, 3/4" ID x 4 1/2" Handle		1
35	F05009-10	Bolt, 5/8-11 x 4 1/2" Hex Head Grade 5		1
36	056900	Spacer, 5/8" ID x 1" OD x 13/32"		2
37	F05010-34	Nut, 5/8-11 Hex Nylon Lock		1
38	P05059	Pin, 1/8" x 1 13/16" Safety		1
39	P21524	Fitting, 1/4" NPT Hex Nipple		1
40	055317	Tube Weldment, Tensioner		1
41	F05007-7	Bolt, 3/8-16 x 1" Hex Head		2
42	F05011-4	Washer, 3/8" Split Lock		4
43	033984	Bag, Blade Tensioner Air		1

REF	PART #	DESCRIPTION	COMMENTS	QTY.
44	034276	Plate Weldment, Air Bag Mount	Use 074819 Blade Tensioner Retrofit Kit.	1
45	F05008-76	Bolt, 1/2-13 x 2" Hex Head		1
46	F05010-8	Nut, 1/2-13 Hex Nylon Lock		1
47	F05008-50	Bolt, 1/2-13 x 1" Hex Head		1
48	F05011-9	Washer, 1/2" Split Lock		1
49	F05007-64	Screw, 3/8-16 x 1" Flat Socket Head		2
50	P09141	Fitting, 1/4" NPT x 1/4" JIC Male Run Tee		1
51	034285	Fitting, 1/4" NPT Air Valve		1
52	P03420	Fitting, 1/4" NPT Coupling		1
53	034278	Gauge, Liquid-Filled Air		1
54	034245	Guard, Air Gauge	Use 074819 Blade Tensioner Retrofit Kit.	1
55	F05011-3	Washer, 3/8" SAE Flat		2
56	F05007-27	Bolt, 3/8-16 x 3/4" Hex Head		2

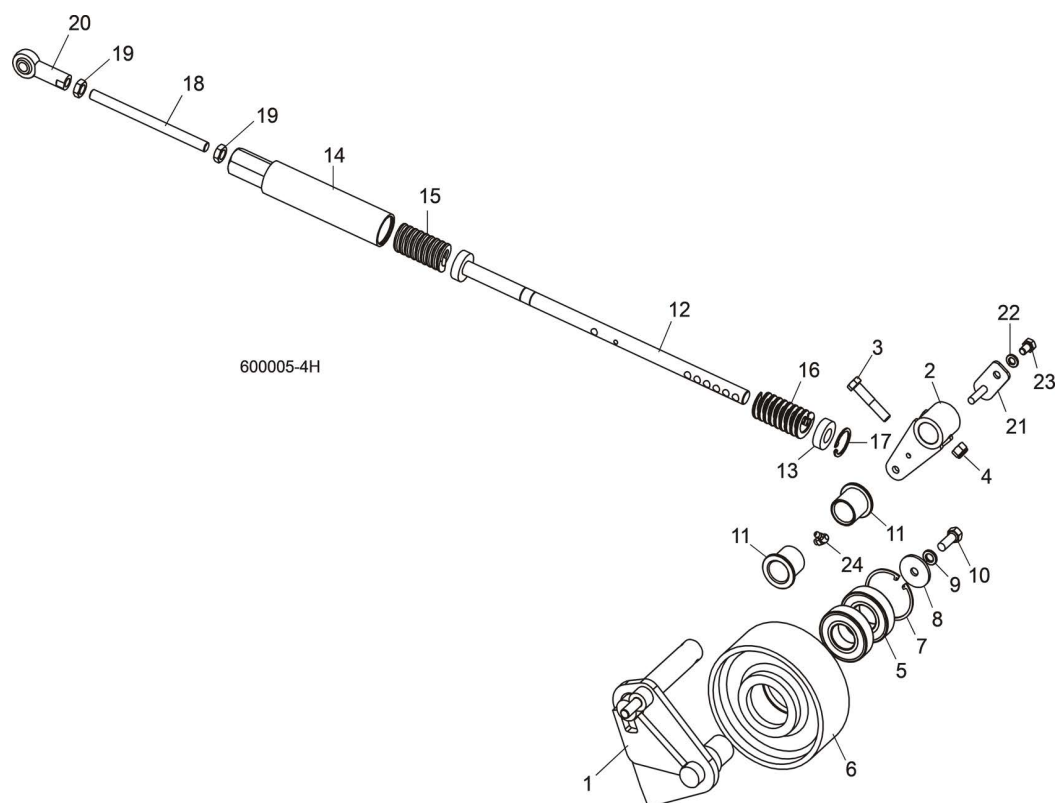
## SECTION 4 SAW HEAD FRAME

### 4.1 Middle Throat Screw



REF	PART #	DESCRIPTION	COMMENTS	QTY.
1	F05007-190	SCREW, 3/8-16 X 1 1/2" OVAL POINT SOCKET SET		1
2	F05010-29	NUT, 3/8-16 HEX JAM		1

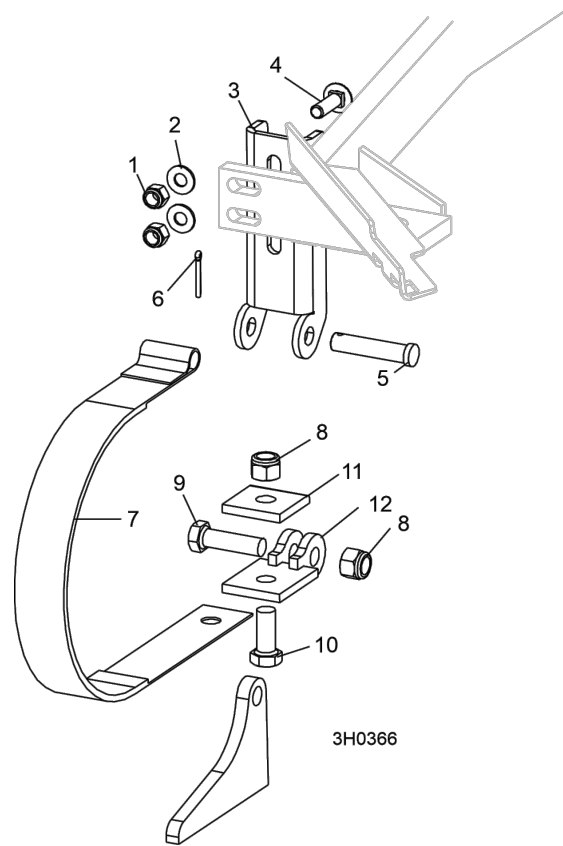
## 4.2 Belt Tensioner



REF	PART #	DESCRIPTION	COMMENTS	QTY.
	034894	<b>TENSIONER ASSEMBLY, DRIVE BELT</b>		1
	038934	Pivot Kit, Drive Belt Tensioner Retrofit		1
<b>1</b>	034893	Arm Weldment, Drive Belt Tensioner		1
<b>2</b>	034593	Pivot Weldment, Drive Belt Tensioner		1
	038934-1265	Instruction Sheet, Tensioner Pivot Retrofit		1
<b>3</b>	F05007-124	Bolt, 3/8-16 x 2" Hex Head Grade 5		1
<b>4</b>	F05010-10	Nut, 3/8-16 Hex Nylon Lock		1
<b>5</b>	P11035	Bearing, 6206 25" Idler		2
<b>6</b>	033941	Idler, Drive Belt		1
<b>7</b>	F04254-12	Ring, 62mm Inside Retaining		1
<b>8</b>	F05011-104	Washer, 3/8" x 1 1/2" x 1/8"		1
<b>9</b>	F05011-4	Washer, 3/8" Split Lock		1
<b>10</b>	F05007-7	Bolt, 3/8-16 x 1" Hex Head		1
<b>11</b>	P109	Bushing, 1" ID x 1 1/4" OD Flanged		2
	003193	Rod Kit, Drive Belt Tensioner		1
<b>12</b>	017923	Rod Weldment, Drive Belt Tensioner		1
<b>13</b>	034674	Washer, Tensioner		1
<b>14</b>	034689	Tube Weldment, Drive Belt Tensioner		1
	036501	Spring Kit, Belt Tensioner Retrofit		1
<b>15</b>	036136	Spring, 1 1/4" OD x 2 1/2" Die, Heavy		1
<b>16</b>	065242	Spring, 1 1/4" OD x 2 1/2" Die, Medium (Blue)	Added Rev. B4.04 to replace 1 1/4" OD x 2 1/2" Die Heavy Spring (036136).	1

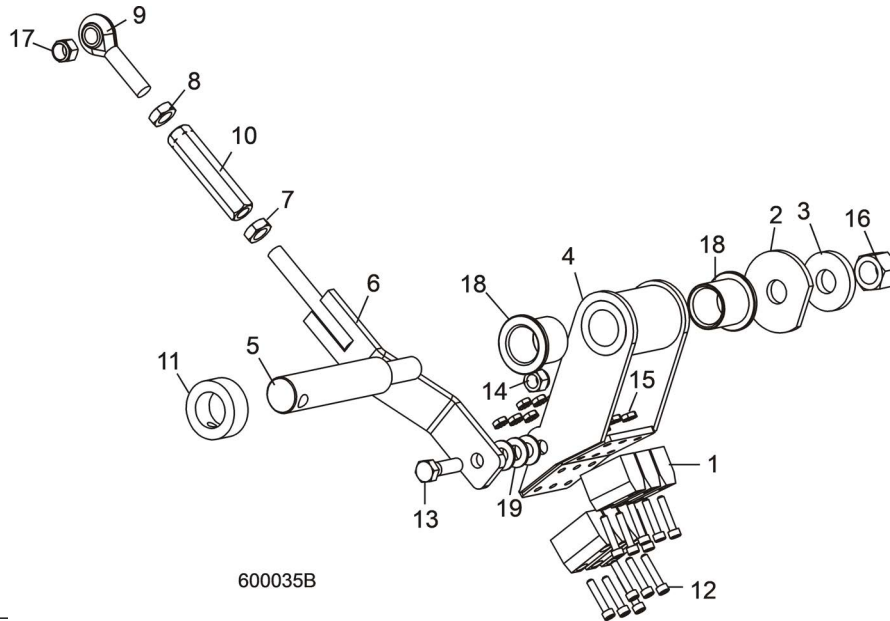
REF	PART #	DESCRIPTION	COMMENTS	QTY.
	036501-1148	Instruction Sheet, Belt Tensioner Spring Retro		1
17	F04254-44	Ring, 1 15/16" Inside Retaining		1
18	017924	Rod, 7/16-20 x 6" Threaded		1
19	F05010-38	Nut, 7/16-20 Hex Jam		2
20	017925	Rod End, 7/16-20 Right Hand Female		1
21	034673	Pin Weldment, Drive Belt Tensioner		1
22	F05011-13	Washer, 5/16" Split Lock		1
23	F05006-15	Bolt, 5/16-18 x 1/2" Hex Head Grade 5		1
24	P04108	<b>FITTING, 1/4-28 90 DEG. GREASE</b>		1

### 4.3 Brake Assembly



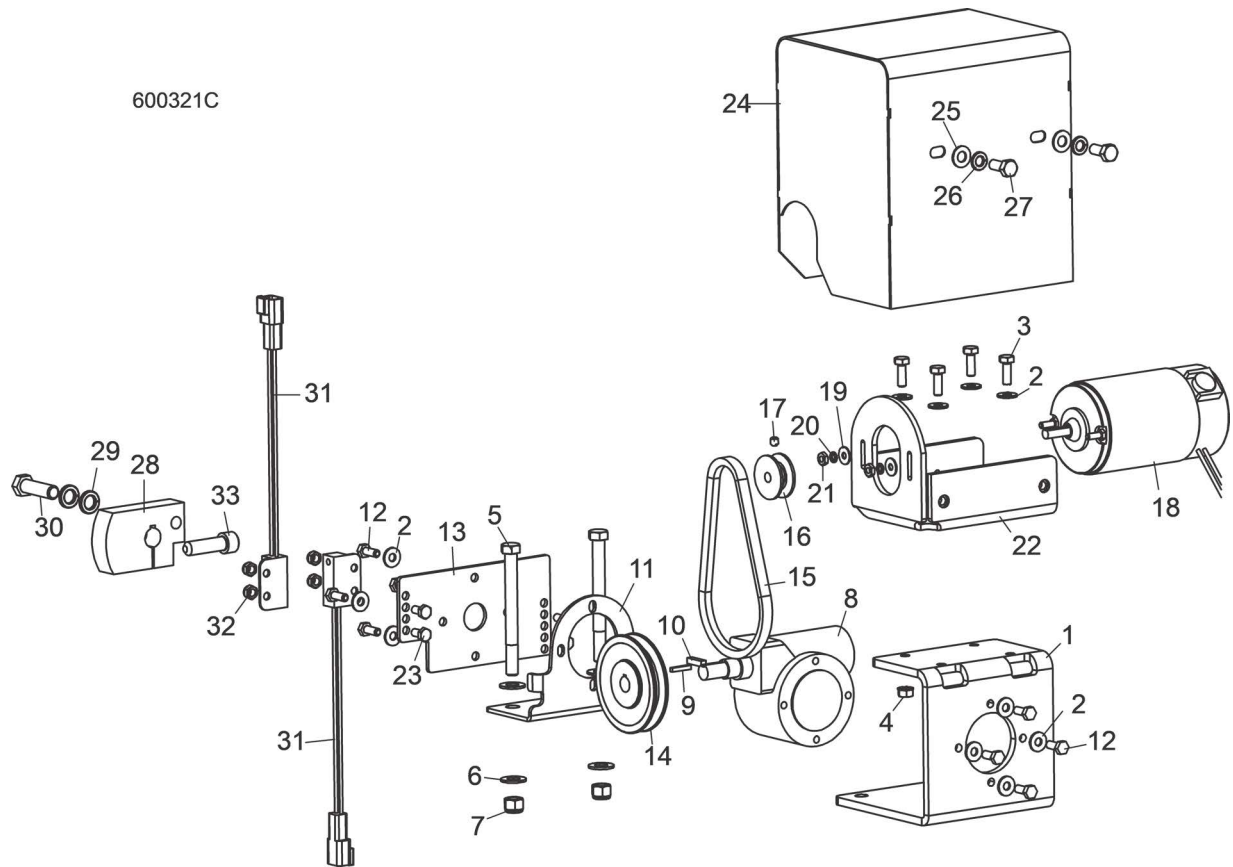
REF	PART #	DESCRIPTION	COMMENTS	QTY.
	014441	Strap Retrofit, Super Brake	Service Kit	1
<b>1</b>	F05010-10	Nut, 3/8-16 Nylon Lock		2
<b>2</b>	F05011-3	Washer, 3/8" SAE Flat		2
<b>3</b>	014395	Bracket, Upper Super Brake Strap Mount		1
<b>4</b>	F05007-127	Bolt, 3/8-16 x 1 1/4" Carriage Head Grade 5		2
<b>5</b>	F05012-81	Pin, 1/2" x 2 1/4" Clevis		1
<b>6</b>	F05012-1	Pin, 1/8" x 1" Cotter		1
<b>7</b>	014391	Strap, Upper Pivot Metal Brake		1
<b>8</b>	F05010-8	Nut, 1/2-13 Nylon Lock		2
<b>9</b>	F05008-33	Bolt, 1/2-13x1 1/2 HH Gr5		1
<b>10</b>	F05008-37	Bolt, 1/2-13 x 1 1/4" Hex Head Grade 5		1
<b>11</b>	S04195	Plate, Brake Strap Clamp		1
<b>12</b>	014392	Bracket, Lower Super Brake Strap Mount		1

### 4.4 Brake Assembly (DC Only)



REF	PART #	DESCRIPTION	COMMENTS	QTY.
	034886	<b>BRAKE ASSEMBLY, LT60/70</b>		1
1	016488	Block, Blade Wheel Brake		6
2	017838	Washer, 21/32" x 2 1/4" x 3/16"		1
3	034685	Washer, 21/32" x 1 5/8" x 1/4"		1
4	034883	Arm Weldment, Pivot Brake		1
5	034885	Shaft, Pivot Brake		1
	034892	Linkage Assembly, Pivot Brake		1
6	034891	Arm Weldment, Pivot Brake Lik		1
7	F05010-38	Nut, 7/16-20 Jam		1
8	F05010-87	Nut, 7/16-20 Left Hand Jam		1
9	P11578	Rod End, 7/16-20 Left Hand Male		1
10	S11577	Turnbuckle, 3" Adjustment		1
11	038090	Collar, 1" Lock		1
12	F05004-2	Bolt, #10-24 x 1" Socket Head		12
13	F05007-123	Bolt, 3/8-16 x 1 1/4" Hex Head Grade 5		1
14	F05010-10	Nut, 3/8-16 Hex Nylon Lock		1
15	F05010-14	Nut, #10-24 Self-Locking Hex		12
16	F05010-71	Nut, 5/8-18 Hex Nylon Lock		1
17	F05010-83	Nut, 7/16-20 Hex Nylon Lock		1
18	P109	Bushing, 1" ID x 1 1/4" OD Flanged		2
19	F05011-3	Washer, 3/8" SAE Flat		3

## 4.5 Autoclutch Assembly (DC Only)

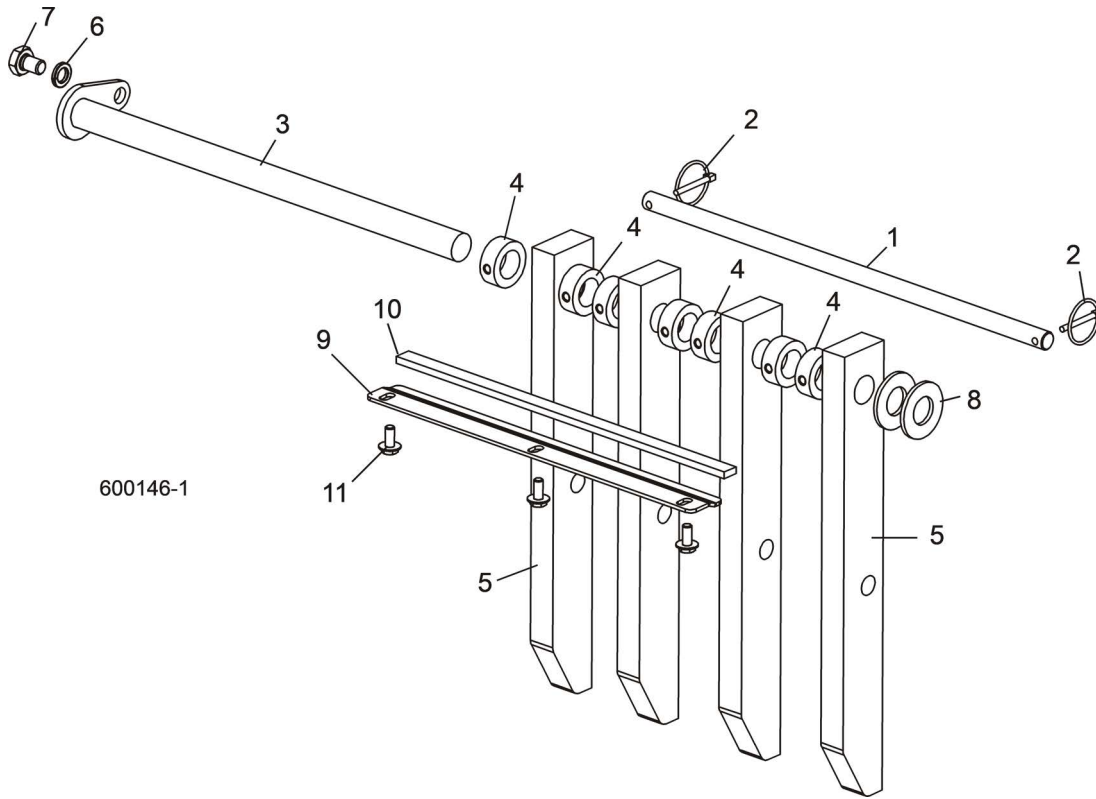


REF	PART #	DESCRIPTION	COMMENTS	QTY.
	025896	<b>AUTOCLUTCH ASSEMBLY, LT70 DCS</b>		1
1	008949	Bracket, Autoclutch Front Mount		1
2	F05011-11	Washer, 1/4" SAE Flat		12
3	F05005-123	Bolt, 1/4-20 x 3/4" Hex Head Grade 5		4
4	F05010-9	Nut, 1/4-20 Self-Locking Hex		4
5	F05007-4	Bolt, 3/8-16 x 4" Hex Head		2
6	F05011-3	Washer, 3/8" SAE Flat		4
7	F05010-10	Nut, 3/8-16 Hex Nylon Lock		2
8	036764	Gearbox, 61:1 512 Reducer		1
9	036803	Key, 1/8" Sq. x 3/4" Long		1
10	S03060	Key, 3/16" Sq. x 3/4" Long		1
11	008952	Bracket, Autoclutch Rear Mount		1
12	F05004-219	Bolt, M6 x 1 x 16mm Hex Head		8
13	013982	Plate, Prox Mount LT70		1
14	015075	Pulley, OK30 x 1/2" Special		1
15	015076	Belt, 3L150		1
16	015074	Pulley, 1.42" x .32" Motor		1
17	F05005-105	Screw, 1/4-28 x 1/4" Socket Head Cup Point Set		1
18	053428	Motor Assembly, DCS Autoclutch Replacement		1
	034002	Brush Kit, Leeson Motor External		1
19	F05011-18	Washer, #10 SAE Flat		2



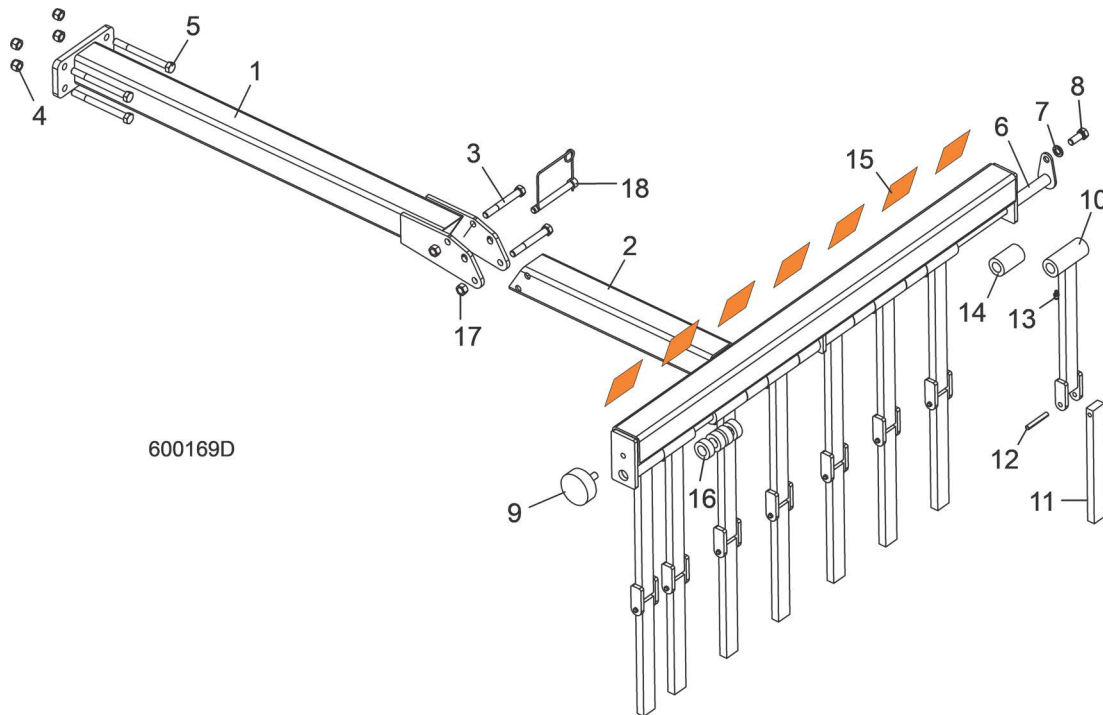
REF	PART #	DESCRIPTION	COMMENTS	QTY.
20	F05011-20	Washer, #10 Split Lock		2
21	F05010-27	Nut, #10-32 Hex		2
22	034670	Bracket Weldment, Autoclutch Motor Mount		1
23	F05005-99	Bolt, M6 x 12 Hex Head Full Thread Grade 8-8		4
24	034667	Guard Weldment, Autoclutch		1
25	F05011-17	Washer, 5/16" SAE Flat		2
26	F05011-13	Washer, 5/16" Split Lock		2
27	F05006-5	Bolt, 5/16-18 x 3/4" Hex Head		2
28	034675	Cam, Autoclutch		1
29	F05011-48	Washer, 7/16" Split Lock		2
30	F05007-156	Bolt, 7/16-20 x 1 1/2" Hex Head Grade 5		1
31	053430	Sensor Assembly, DCS Proximity Magnetic		2
32	F05010-200	Nut, M6-1.0 Hex Nylon Lock		4
33	F05007-55	Bolt, 7/16-20 x 1 1/2" Socket Head		1

## 4.6 Board Return Assembly



REF	PART #	DESCRIPTION	COMMENTS	QTY.
1	034565	PIN, BOARD RETURN LOCK		1
2	017604	PIN, 3/16" W/CHAIN		2
3	034567	PIN WELDMENT, BOARD RETURN MOUNT		1
4	038090	COLLAR, 1" LOCK		7
5	034561	ARM, BOARD RETURN W/STOP		4
6	F05011-9	WASHER, 1/2" SPLIT LOCK		1
7	F05008-101	BOLT, 1/2-13 X 3/4" HEX HEAD GRADE 5		1
8	F05011-28	WASHER, 1" SAE		2
9	017856	BRACKET, BOARD RETURN BUMPER		1
10	017857	BUMPER, BOARD RETURN		1
11	F05006-101	BOLT, 5/16-18 X 3/4" HEX WASHER HEAD		3

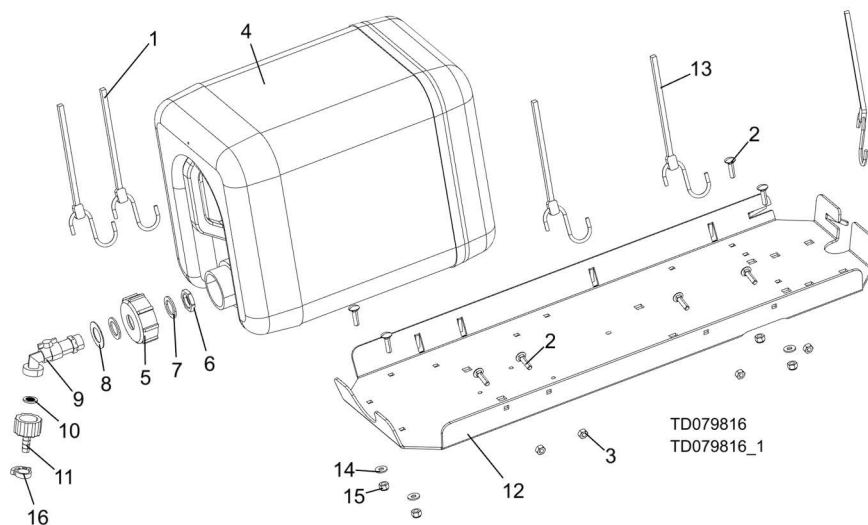
## 4.7 Board Dragback



600169D

REF	PART #	DESCRIPTION	COMMENTS	QTY.
	034413	<b>DRAGBACK ASSEMBLY, BOARD</b>		1
<b>1</b>	034411	Tube Weldment, Board Dragback Mount		1
<b>2</b>	034331	Tube Weldment, Board Dragback		1
<b>3</b>	F05007-73	Bolt, 3/8-16 x 3" Hex Head Grade 5		2
<b>4</b>	F05010-10	Nut, 3/8-16 Hex Nylon Lock		4
<b>5</b>	F05007-126	Bolt, 3/8-16 x 4" Hex Head Grade 5		4
<b>6</b>	034408	Rod Weldment, Board Dragback		1
<b>7</b>	F05011-4	Washer, 3/8" Split Lock		1
<b>8</b>	F05007-87	Bolt, 3/8-16 x 1" Hex Head Grade 5		1
<b>9</b>	034175	Bumper, Table		1
<b>10</b>	017823	Bracket Weldment, Dragback Bar Mount		8
<b>11</b>	036651	Bar, Lower Board Dragback		8
<b>12</b>	F05012-53	Pin, 1/4" x 1 3/4" Roll		8
<b>13</b>	P05060	Fitting, 1/4-28 Grease		8
<b>14</b>	017820	Tube, .63" ID x 1.12" OD x 1.84" Long Spacer		5
<b>15</b>	015849	Decal, Warning Stripe		1
<b>16</b>	003687	Tube, .63" ID x 1.12" OD x .46" Long Spacer		4
<b>17</b>	F05010-25	Nut, 3/8-16 Swaged Lock		2
<b>18</b>	038472	Pin Assembly, 3/8x3 Wire Lock		1

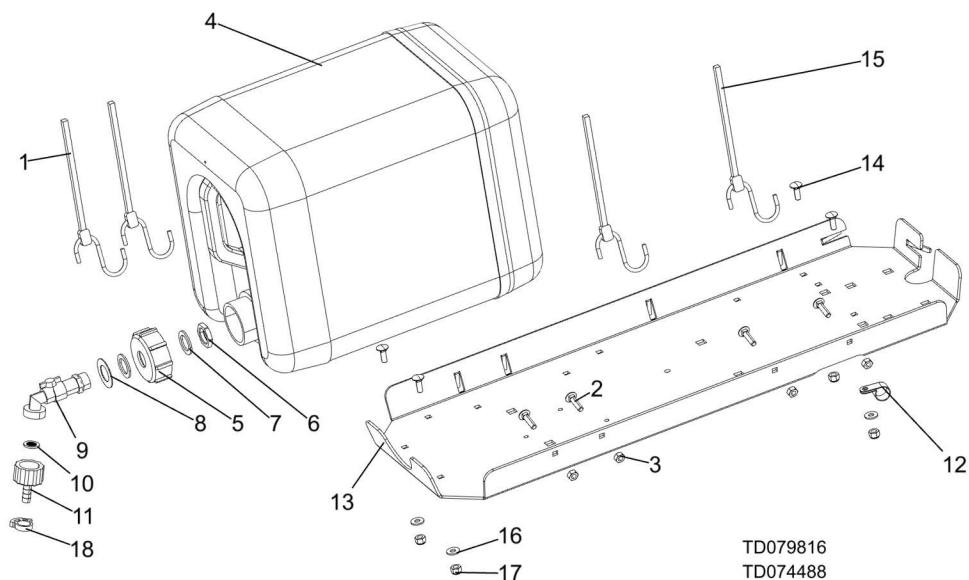
## 4.8 Water Lube Assembly (Tier 4 - U.S. Only)



REF	PART #	DESCRIPTION	COMMENTS	QTY.
	079816	<b>TRAY ASSEMBLY, LT70D46 TIER 4 HYDRAULIC DIESEL FUEL CAN</b>		1
<b>1</b>	P11668	Strap, 20" Rubber		2
<b>2</b>	F05005-34	Bolt, 1/4-20 x 1" Carriage Head		8
<b>3</b>	F05010-21	Nut, 1/4-20 Hex Lock		4
	550787	Assembly, Water Bottle	Replaced 110731 after 1/29/2024 per ECN 39290.	1
<b>4</b>	513866	Bottle, Water		1
<b>5</b>	550785	Cap. Water Bottle		1
<b>6</b>	550779	Gland Nut, 1/2 Npt		1
<b>7</b>	550780	O-ring, 27x20x1.5		2
<b>8</b>	530841	Shim, 21/37-1		1
<b>9</b>	550776	Fitting, Water Lube Shutoff Valve		1
<b>10</b>	550778	Gasket, 1/2 (Batard)		1
<b>11</b>	550777	Fitting, G3/4" X 10mm Hose Barb		1
	110731	Bottle Assembly, 5 gal	Replaced by 550787 after 1/29/2024 per ECN 39290.	1
	014642	Bottle Assembly, Water Lube W/cap		1
	014636	Fitting, 3/4FPT x 3/4mpt	Deleted after 9/19/2022 per ECN 38718.	1
	133320	Valve, 3/4 NPT Elbow 3/4 Male GHT Outlet	Replaced 014100 after 9/19/2024 per ECN 38718.	1
	014100	Fitting, Water Lube Shutoff Valve		1
	016086	Filter, Water Lube		1
	014113	Fitting, 5/8" NPT To 3/8" Hose Barb		1
<b>12</b>	S11684	Tray, Water Lube/Fuel Tank Mount (Gas/Diesel Only)	See Engine Option manual for fuel tank parts.	1
<b>13</b>	P11258	Strap, 24" Rubber (Gas/Diesel Only)		2
<b>14</b>	F05011-11	Washer, 1/4" SAE Flat		4
<b>15</b>	F05010-69	Nut, 1/4-20 Nylock		4
<b>16</b>	016845	Clamp, Single Snap Grip #38		1

REF	PART #	DESCRIPTION	COMMENTS	QTY.
		LUBEMIZER PARTS/HOSES ( <a href="#">See Section 4.10</a> )		

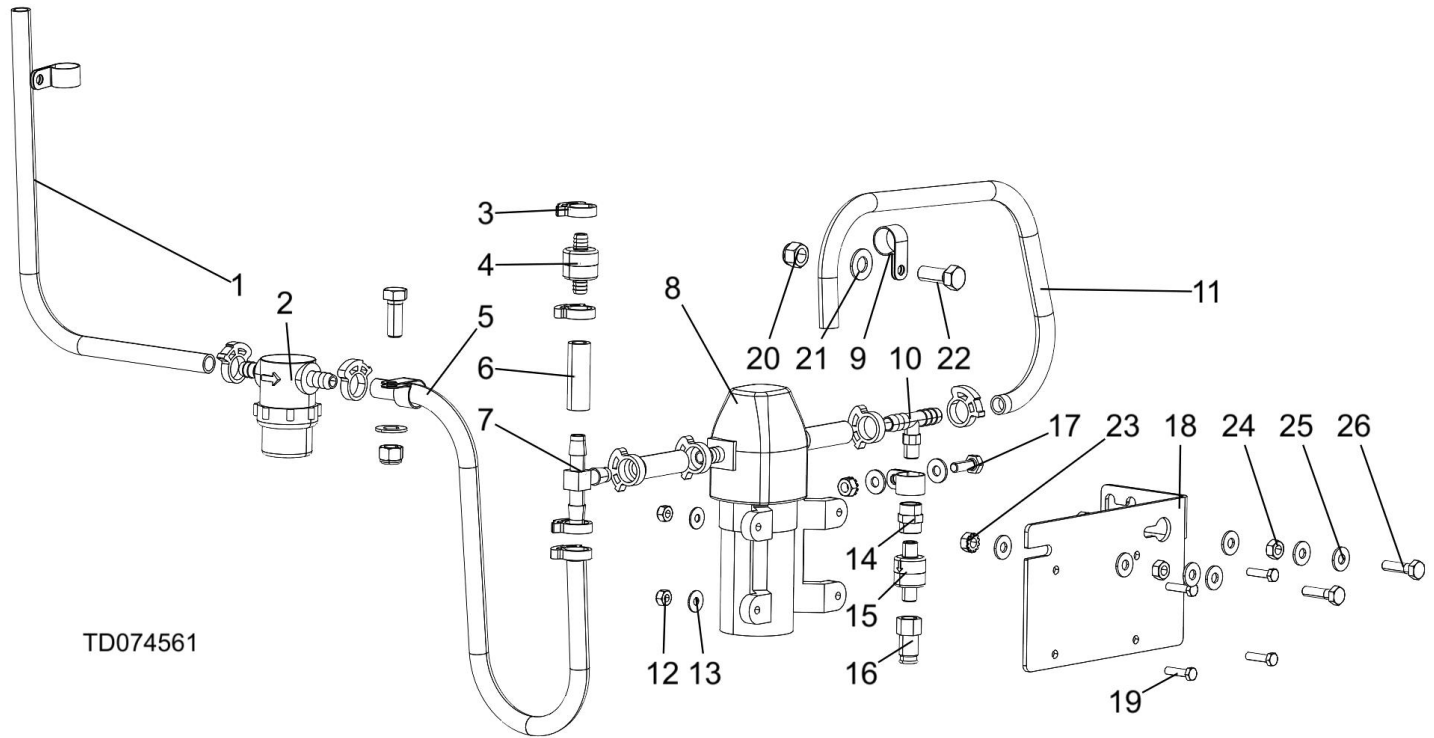
## 4.9 Water Lube Assembly (Tier 2 - International)



REF	PART #	DESCRIPTION	COMMENTS	QTY.
	074488	<b>TRAY ASSEMBLY, LT70 HYDRAULIC DIESEL FUEL CAN</b>		1
<b>1</b>	P11668	Strap, 20" Rubber		2
<b>2</b>	F05005-34	Bolt, 1/4-20 x 1" Carriage Head		4
<b>3</b>	F05010-21	Nut, 1/4-20 Hex Lock		4
	550787	Assembly, Water Bottle	Replaced 110731 after 1/29/2024 per ECN 39290.	1
<b>4</b>	513866	Bottle, Water		1
<b>5</b>	550785	Cap. Water Bottle		1
<b>6</b>	550779	Gland Nut, 1/2 Npt		1
<b>7</b>	550780	O-ring, 27x20x1.5		2
<b>8</b>	530841	Shim, 21/37-1		1
<b>9</b>	550776	Fitting, Water Lube Shutoff Valve		1
<b>10</b>	550778	Gasket, 1/2 (Batard)		1
<b>11</b>	550777	Fitting, G3/4" X 10mm Hose Barb		1
	110731	Bottle Assembly, 5 gal	Replaced by 550787 after 1/29/2024 per ECN 39290.	1
	014642	Bottle Assembly, Water Lube W/cap		1
	014636	Fitting, 3/4FPT x 3/4mpt	Deleted after 9/19/2022 per ECN 38718.	1
	133320	Valve, 5/8 90 Deg. Male Shutoff	Replaced 014100 after 9/19/2024 per ECN 38718.	1
	014100	Fitting, Water Lube Shutoff Valve		1
	016086	Filter, Water Lube		1
	014113	Fitting, 5/8" NPT To 3/8" Hose Barb		1
<b>12</b>	010748	Clamp, 5/8 EMT Coated		1
<b>13</b>	S11684	Tray, Water Lube/Fuel Tank Mount (Gas/Diesel Only)	See Engine Option manual for fuel tank parts.	1
<b>14</b>	F05005-113	Bolt, 1/4-20 x 3/4" Carriage Head		1

REF	PART #	DESCRIPTION	COMMENTS	QTY.
15	P11258	Strap, 24" Rubber (Gas/Diesel Only)		2
16	F05011-11	Washer, 1/4" SAE Flat		4
17	F05010-69	Nut, 1/4-20 Nylock		4
18	016845	Clamp, Single Snap Grip #38		1
		<b>LUBEMIZER PARTS/HOSES</b> ( <a href="#">See Section 4.10</a> )		

### 4.10 LubeMizer Assembly

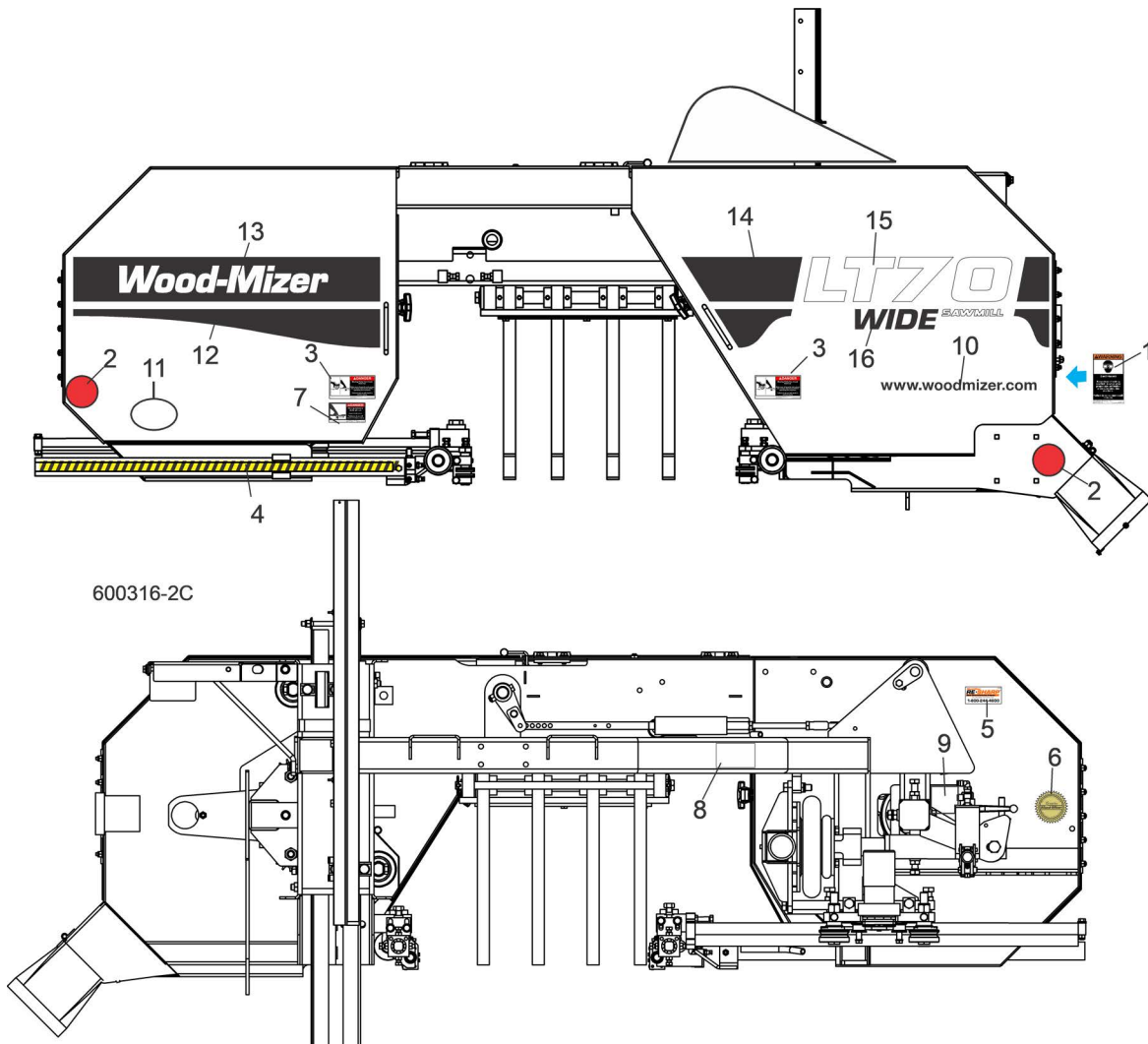


REF	PART #	DESCRIPTION	COMMENTS	QTY.
	074561	<b>LUBE-MIZER ASSEMBLY, LT70 HYDRAULIC</b>		1
	074562	Assy, LT70 Hyd Lube-Mizer Pump/Filter		1
<b>1</b>	R01887-1X28IN CH	Tube, 3/8 ID x 28 Inch		1
<b>2</b>	033447	Filter, 3/8 Barb Lube		1
	033441	Screen Kit, Mesh Filter		1
	061768	Gasket, Filter Bowl		1
	003198	Bowl, LubeMizer Filter Replacement		1
<b>3</b>	016845	Clamp, Single Snap Grip, #38		11
<b>4</b>	033448	Valve, 3/8 Barb 6PSI Check		1
<b>5</b>	R01885-1XLT70	Tube, 3/8 ID x 17		1
<b>6</b>	R01885-1X1-3_ 4INCH	Tube, 3/8 ID x 1-3/4 Inch		3
<b>7</b>	033451	Fitting, 3/8 Barb Tee Connector		1
<b>8</b>	033491	Pump, 12V Lube		1
<b>9</b>	010748	Clamp, 5/8 EMT Coated		4
<b>10</b>	033452	Fitting, 3/8x1/8NPT Male Branch Tee		1
<b>11</b>	R01885-1X17IN CH	Tube, 3/8 ID x 17		1
<b>12</b>	F05010-160	Nut, #10-24 Hex Self-Locking		4
<b>13</b>	F05011-18	Washer, #10 SAE Flat		4
<b>14</b>	P05748	Fitting, 1/8FPT Coupling		1
<b>15</b>	033449	Valve, 1/8NPT 3PSI Check		1
<b>16</b>	033450	Fitting, 1/4 TBx1/8NPT Male Air		1
<b>17</b>	F05005-1	Bolt, 1/4-20x3/4 FT HHC		1



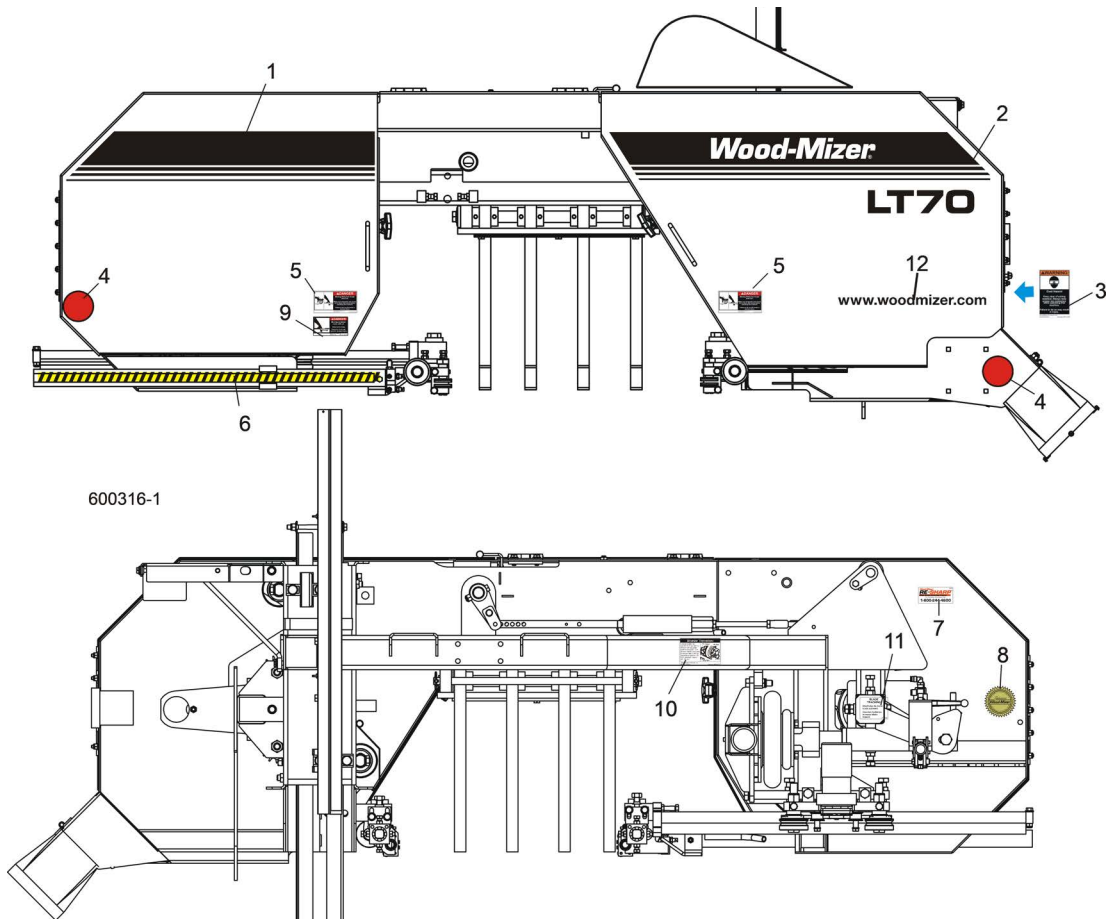
REF	PART #	DESCRIPTION	COMMENTS	QTY.
18	130780	Plate, Pump Mounting LM		1
19	F05004-167	Bolt, #10-24x3/4 Unslotted HH		4
20	F05010-10	Nut, 3/8-16 Hex Nyl Lock		2
21	F05011-3	Washer, 3/8 Flat SAE		2
22	F05007-87	Bolt, 3/8-16x1 Gr5 HH		2
23	F05010-9	Nut, 1/4-20 Keps		3
24	F05010-63	Nut, 1/4-20 Free Hex		2
25	F05011-11	Washer, 1/4 SAE Flat		10
26	F05005-101	BOLT, 1/4-20 X 1 HEX HEAD GR5		2

**4.11 Saw Head Decals**  
*After 11/15/10*



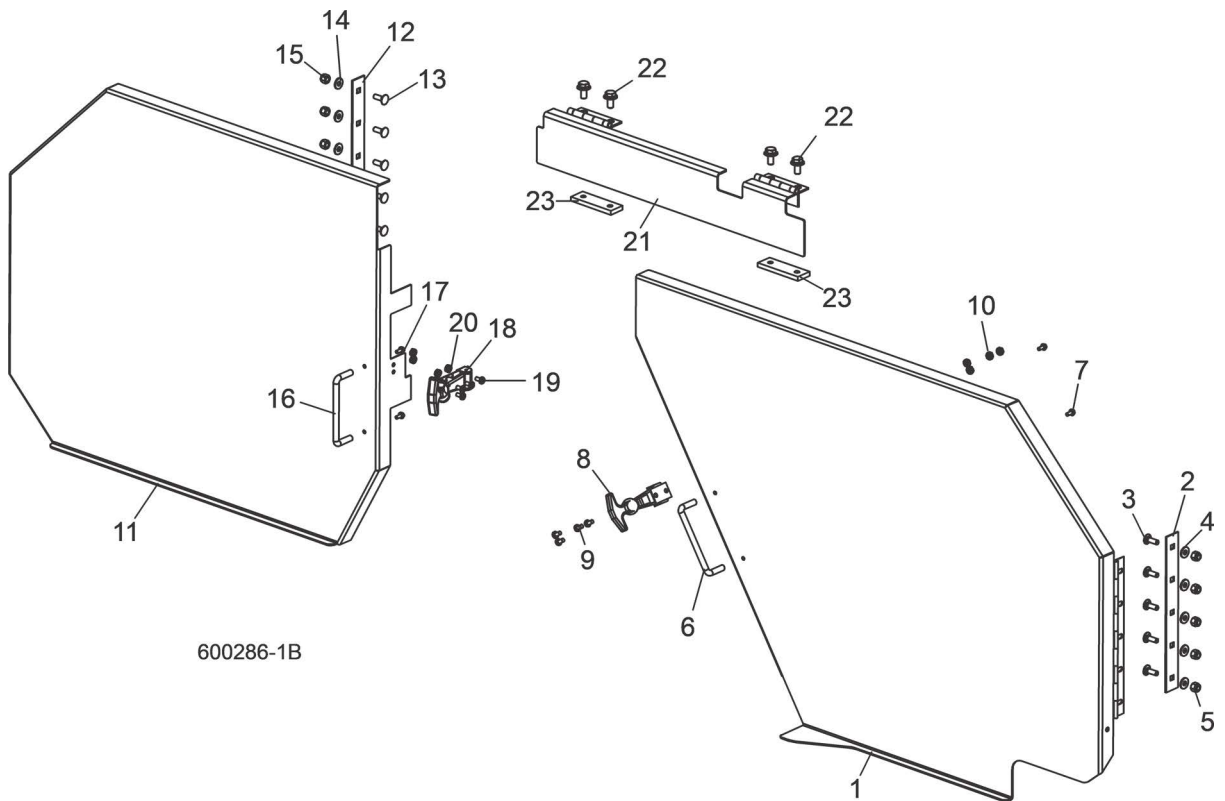
REF	PART #	DESCRIPTION	COMMENTS	QTY.
1	P11754	DECAL, SAWDUST CHUTE WARNING		1
2	P07452	DECAL, RED REFLECTIVE 2" ROUND		2
3	033254	DECAL, BLADE COVERS DANGER		2
4	015849	DECAL, BLADE GUIDE ARM STRIPE		1
5	P12879	DECAL, BLADE RESHARP INFO		1
6	015930	DECAL, WOOD-MIZER QUALITY		1
7	S11752	DECAL, BLADE DANGER		1
8	038596	DECAL, LT60/70 BLADE TENSION INFO		1
9	P11789	DECAL, BLADE ALIGNMENT		1
10	003235	DECAL, WOOD-MIZER WEBSITE		1
11	065582	DECAL, 30 YEAR LOGO	Replaced 008782 MTM Decal (11/11).	1
12	065029	DECAL, LT70 IDLE SIDE BLACK EURO STRIPE		1
13	065030	DECAL, LT70 WHITE WOOD-MIZER LOGO		1
14	065033	DECAL, LT70 DRIVE SIDE BLACK EURO STRIPE		1
15	065031	DECAL, LT70 WHITE EURO LOGO	ALL EXCEPT LT70 SUPER HYDRAULIC	1
	076636	DECAL, LT70 WHITE LOGO	LT70 SUPER HYDRAULIC ONLY	1
16	074335	DECAL, LT15/70 WIDE LOGO	WIDE HEAD ONLY	1

### 4.12 Saw Head Decals



REF	PART #	DESCRIPTION	COMMENTS	QTY.
1	003249	DECAL, IDLE SIDE BLADE COVER		1
2	003248	DECAL, LT70 LOGO W/STRIPES		1
3	P11754	DECAL, SAWDUST CHUTE WARNING		1
4	P07452	DECAL, RED REFLECTIVE 2" ROUND		2
5	033254	DECAL, BLADE COVERS DANGER		2
6	015849	DECAL, BLADE GUIDE ARM STRIPE		1
7	P12879	DECAL, BLADE RESHARP INFO		1
8	015930	DECAL, WOOD-MIZER QUALITY		1
9	S11752	DECAL, BLADE DANGER		1
10	038596	DECAL, LT60/70 BLADE TENSION INFO		1
11	P11789	DECAL, BLADE ALIGNMENT		1
12	003235	DECAL, WOOD-MIZER WEBSITE		1

### 4.13 Blade Housing Covers

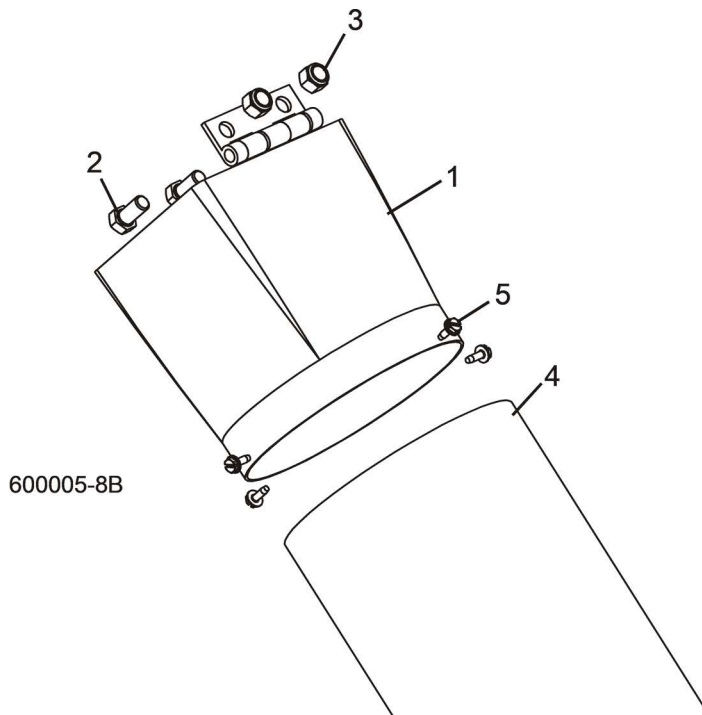


600286-1B

REF	PART #	DESCRIPTION	COMMENTS	QTY.
	048409	<b>COVER ASSEMBLY, DRIVE SIDE BLADE HOUSING</b>		1
1	048403	Cover Weldment, Drive Side Blade Housing		1
2	034251	Plate, Hinge Backing		1
3	F05005-113	Bolt, 1/4-20 x 3/4" Carriage Head		5
4	F05011-11	Washer, 1/4" SAE Flat		5
5	F05010-69	Nut, 1/4-20 Hex Nylon Lock		5
6	P08065	Handle, Blade Housing Cover		1
7	F05015-8	Screw, #8-32 x 3/8" Self-Tapping		2
8	014829	Latch, Flexible Draw		1
9	F05004-3	Screw, #10-24 x 3/8" Cross Slotted Pan Head		4
10	F05010-14	Nut, #10-24 Hex Self-Locking		4
	036178	<b>COVER ASSEMBLY, IDLE SIDE BLADE HOUSING</b>		1
11	036176	Cover Weldment, Idle Side Blade Housing		1
12	034251	Plate, Hinge Backing		1
13	F05005-113	Bolt, 1/4-20 x 3/4" Carriage Head		5
14	F05011-11	Washer, 1/4" SAE Flat		5
15	F05010-69	Nut, 1/4-20 Hex Nylon Lock		5
16	P08065	Handle, Blade Housing Cover		1
17	F05015-8	Screw, #8-32 x 3/8" Self-Tapping		2
18	014829	Latch, Flexible Draw		1
19	F05004-3	Screw, #10-24 x 3/8" Cross Slotted Pan Head		4
20	F05010-14	Nut, #10-24 Hex Self-Locking		4
21	034454	<b>COVER WELDMENT, MIDDLE BLADE HOUSING</b>		1

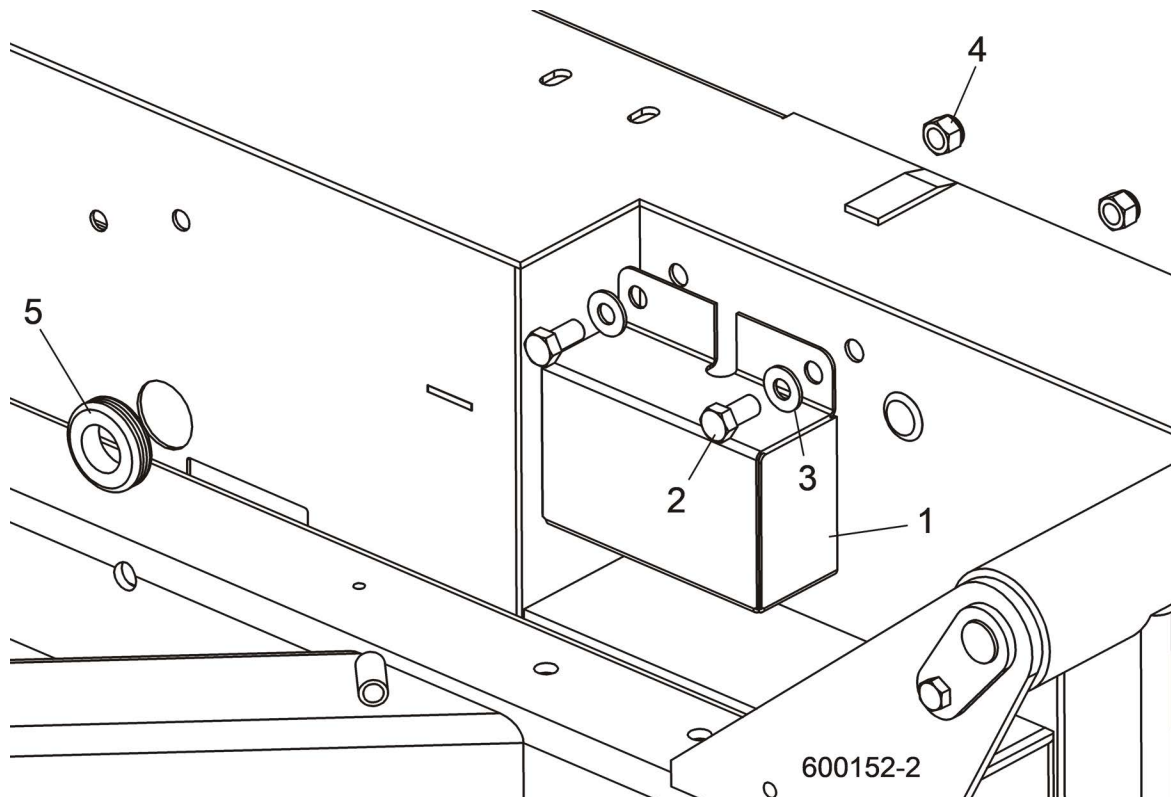
REF	PART #	DESCRIPTION	COMMENTS	QTY.
	006189	COVER WELDMENT, MIDDLE BLADE HOUSING (WIDE HEAD ONLY)		1
22	F05006-101	BOLT, 5/16-18 X 3/4" HEX HEAD W/FLAT & LOCK WASHER		4
23	006810	NUT PLATE, MIDDLE COVER		2

### 4.14 Sawdust Chute



REF	PART #	DESCRIPTION	COMMENTS	QTY.
1	034396	CHUTE WELDMENT, SAWDUST		1
2	F05007-118	BOLT, 3/8-16 X 3/4" HEX HEAD GRADE 5		2
3	F05010-10	NUT, 3/8-16 HEX NYLON LOCK		2
4	017829	TUBING, RUBBER SAWDUST		2
5	F05015-7	BOLT, #10-24 X 1/2" SELF-TAPPING		4

### 4.15 Debarker Wire Box/Grommet

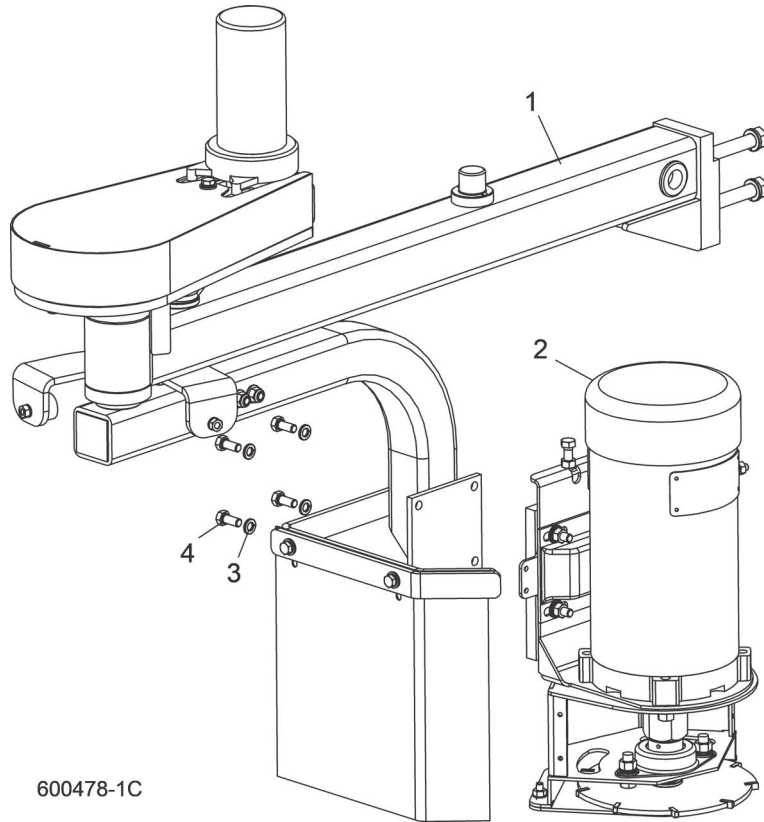


REF	PART #	DESCRIPTION	COMMENTS	QTY.
1	023616	BOX, DEBARKER WIRE STORAGE		1
2	F05007-7	BOLT, 3/8-16 X 3/4" HEX HEAD		2
3	F05011-3	WASHER, 3/8" SAE FLAT		2
4	F05010-10	NUT, 3/8-16 HEX NYLON LOCK		2
5	P702	GROMMET, 7/8" ID X 1 1/4" GROOVED OD		1

## SECTION 5 DEBARKER

### 5.1 Debarker Assembly (DC Complete)

*MKIII LT70 A.00+*

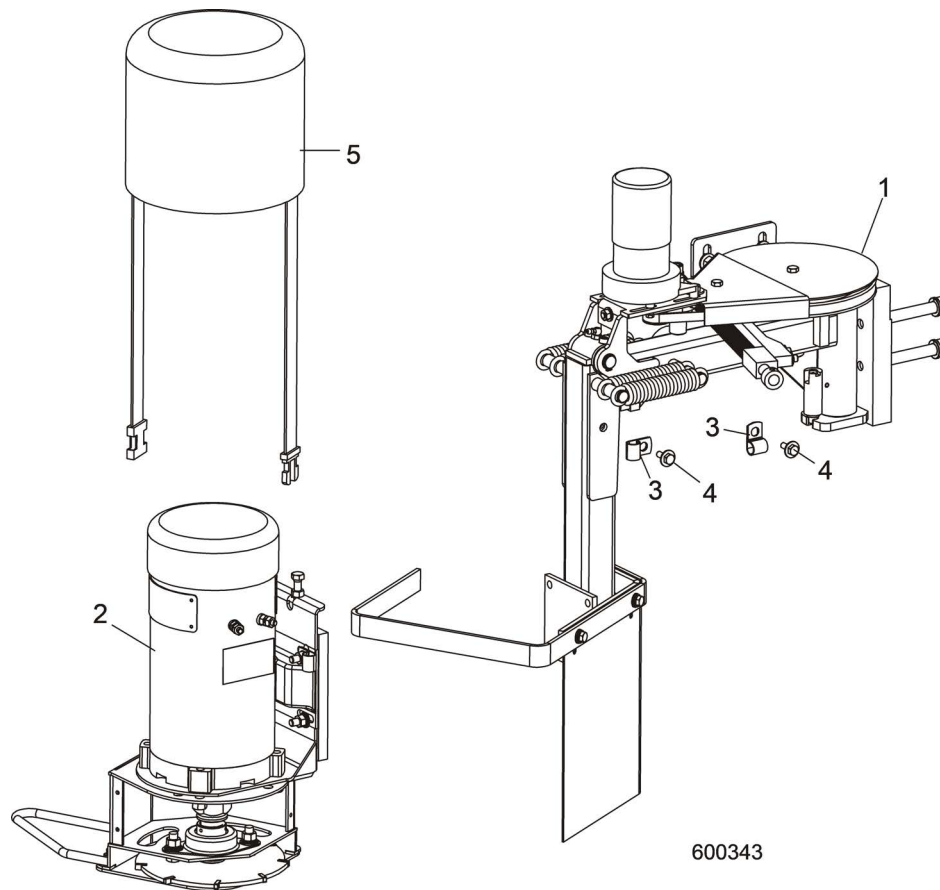


REF	PART #	DESCRIPTION	COMMENTS	QTY.
	110687	<b>DEBARKER ASSEMBLY, LT70 MECHANICAL</b>	Debarker 110687 replaced 076678 per ENC 35897 on 5/23/2019.	1
<b>1</b>		Frame Parts ()	<a href="#">(See Section 5.3)</a>	
<b>2</b>		Cutter Head Parts ()	<a href="#">(See Section 5.7)</a>	
<b>3</b>	F05011-13	Washer, 5/16" Split Lock		4
<b>4</b>	F05006-5	Bolt, 5/16-18 x 3/4" Hex Head		4
	076683	Plate, LT70 Wide Debarker Pivot Stop		1
	015761	Cover, 3/4HP Leeson Motor		1



## 5.2 Debarker Assembly (DC Complete)

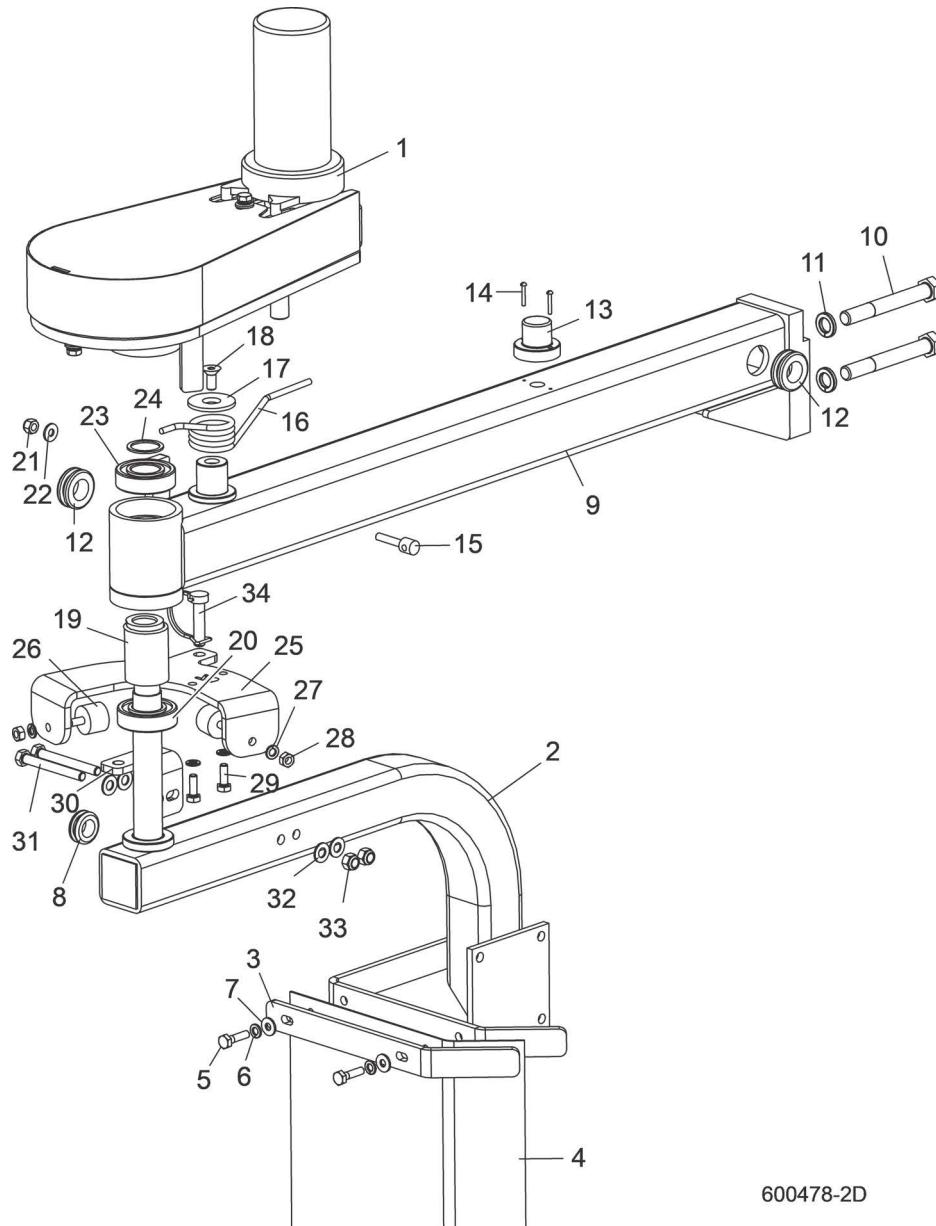
MKII LT70 A.00 - B.03



REF	PART #	DESCRIPTION	COMMENTS	QTY.
	025902	<b>DEBARKER ASSEMBLY, DC LT70</b>		1
1		Frame Parts ((See Section 5.4))		
2		DC Cutter Head Parts ((See Section 5.8))		
		AC Cutter Head Parts ((See Section 8.5))		
3	P07584	Clamp, 1/2" EMT Coated		2
4	F05005-134	Bolt, 1/4-20 x 3/4" Hex Head w/Conical Washer Head		2
5	015761	Cover, 3/4HP Leeson Motor (DC Only)		1

## 5.3 Frame Assembly

*MKIII LT70 A.00+*



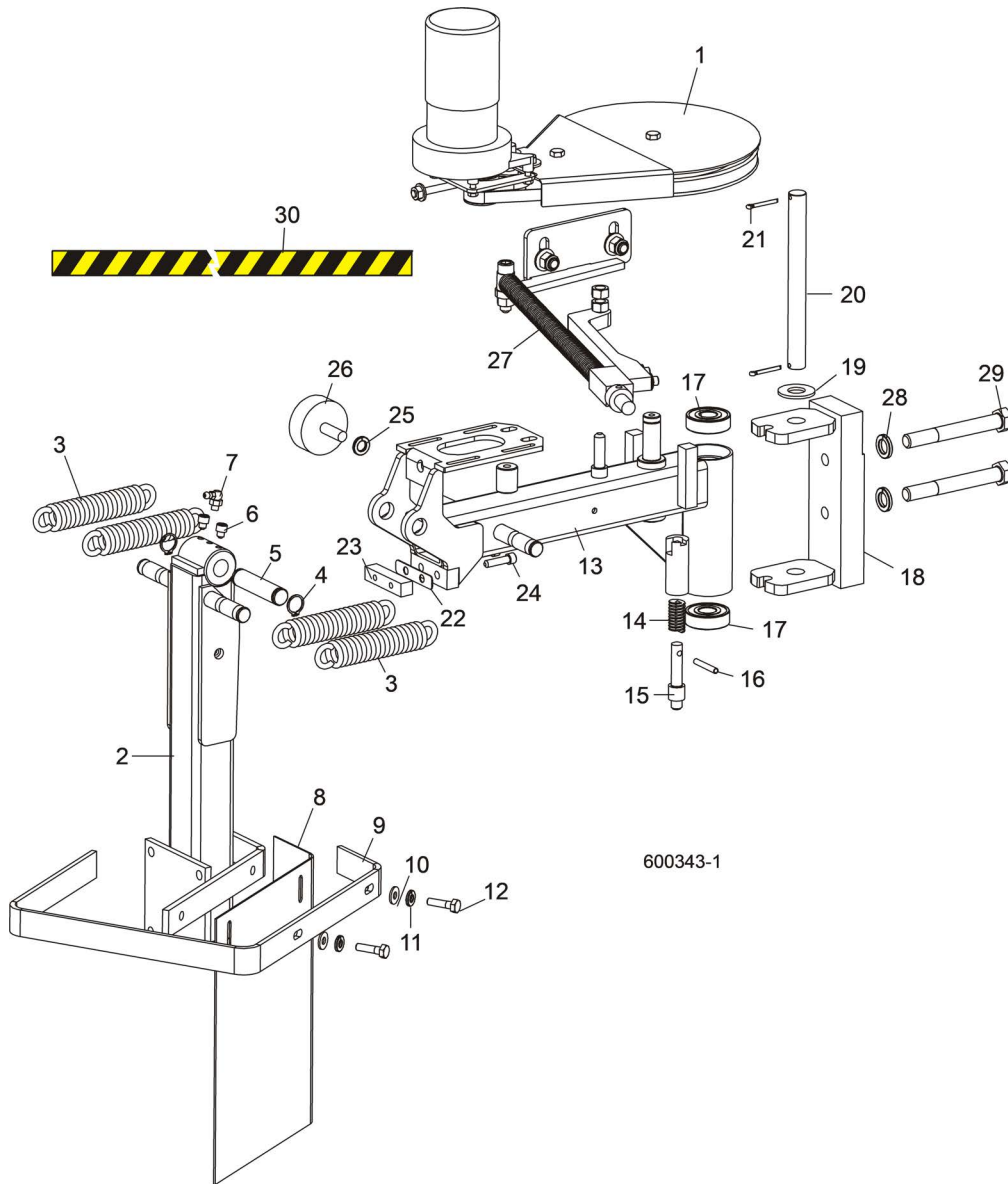
600478-2D

REF	PART #	DESCRIPTION	COMMENTS	QTY.
1	110686	<b>PIVOT ARM ASSEMBLY, LT70 AC DEBARKER</b>	110686 replaced 110639 after 5/23/2019 per ENC 35897.	1
2	110685	Arm Weldment, LT70 Debarker Pivot		1
3	076749	Plate, Debarker Flex Guard Retaining		1
4	021232	Guard, Debarker Flex		1
5	F05005-38	Bolt, 1/4-20 x 1" Hex Head		2
6	F05011-14	Washer, 1/4" Split Lock		2
7	F05011-11	Washer, 1/4" SAE Flat		2
8	033475	Grommet, 5/8" ID 3/16" GW Rubber		1
		AC Cutter Head Parts ( <i>(See Section 5.7)</i> )		
	110684	<b>MOUNT ARM ASSEMBLY, LT70 DEBARKER</b>	110684 replaced 110648 after 5/23/2019 per ECN 35897.	1

REF	PART #	DESCRIPTION	COMMENTS	QTY.
	110648	<b>MOUNT ARM ASSEMBLY, LT70 DEBARKER</b>	110648 replaced 074823 after 9/17/2018.	1
<b>9</b>	110613	Mount Arm Weldment, LT70 Debarker		1
<b>10</b>	F05008-78	Bolt, 1/2-13 x 4" Hex Head Grade 5		2
<b>11</b>	F05011-9	Washer, 1/2" Split Lock		2
<b>12</b>	025247	Grommet, Rubber 3/4 ID		2
<b>13</b>	073555	Lamp Assembly, 180 Degree Amber Strobe		1
<b>14</b>	F05004-13	Bolt, 4-40 x 3/4 SI		2
<b>15</b>	076139	Bushing, Debarker Spring Retaining		1
<b>16</b>	098605	Spring, Debarker Tension		1
<b>17</b>	076039	Washer, LT35 Torsion Spring		1
<b>18</b>	F05006-95	Bolt, 5/16-18 x 3/4" FHS		1
<b>19</b>	110588	Tube, Long Bearing Spacer	110588 replaced 076739 after 5/23/2019 per ECN 35897.	1
	076739	Tube, Long Bearing Spacer		1
<b>20</b>	036007	Bearing, R20-2RS		1
<b>21</b>	F05010-69	Nut, 1/4-20 Nylock		1
<b>22</b>	F05011-11	Washer, 1/4" SAE Flat		1
<b>23</b>	087353	Bearing, SKF 6205 2RS Roller		1
<b>24</b>	076037	<b>SHIM, 1 ID 1-1/4" OD</b>		1
	074878	<b>STOP ASSEMBLY, LT70 DEBARKER PIVOT</b>		1
	074879	<b>STOP ASSEMBLY, LT70 WIDE DEBARKER PIVOT (WIDE HEAD ONLY)</b>		1
<b>25</b>	076682	Plate, LT70 Debarker Pivot Stop		1
	076683	Plate, LT70 Wide Debarker Pivot Stop (Wide Head Only)		1
<b>26</b>	065717	Bumper, 1 x 3/4" Hard Silicone Rubber		2
<b>27</b>	F05011-14	Washer, 1/4" Split Lock		2
<b>28</b>	F05010-63	Nut, 1/4-20 Free		2
<b>29</b>	F05005-123	Bolt, 1/4-20 x 3/4" Hex Head Grade 5		2
<b>30</b>	110616	<b>LOCK BRACKET, DEBARKER TRAVEL</b>	Items 30 through 34 were added per ENC 35897 on 5/23/2019.	1
<b>31</b>	F05006-136	<b>BOLT, 5/16-18X2 3/4 FT HH GR5</b>		2
<b>32</b>	F05011-17	<b>WASHER, 5/16 SAE FLAT</b>		4
<b>33</b>	F05010-58	<b>NUT, 5/16-18 NYLOK HEX</b>		2
<b>34</b>	046412	<b>PIN, 3/8X1 3/8 ROUND WIRE LOCK</b>		1

## 5.4 Frame Assembly

*MKII LT70 A.00 - B.03*

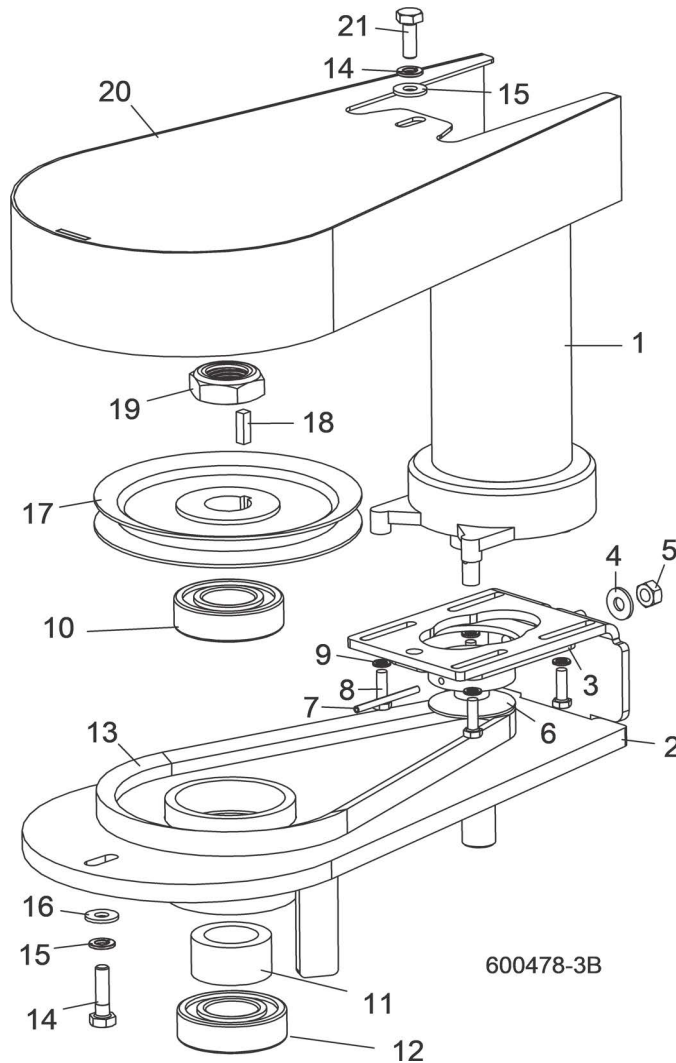


REF	PART #	DESCRIPTION	COMMENTS	QTY.
	025905	<b>ARM ASSEMBLY, LT70 DEBARKER SWING (DCS)</b>		1
<b>1</b>		Debarker In/Out Motor Parts ( <i>See Section 5.6</i> )		
<b>2</b>	034365	Frame Weldment, Lower LT60 Debarker		1
<b>3</b>	021185	Spring, Debarker Arm		4
<b>4</b>	F04254-2	Ring, 5/8" Outer Retaining		2
<b>5</b>	023646	Pin, Debarker Pivot		1
<b>6</b>	F05005-106	Screw, 1/4-28 x 1/4" Socket Head		2
<b>7</b>	P04108	Fitting, 1/4-28 90° Grease		1
<b>8</b>	021232	Guard, Debarker Flex		1

REF	PART #	DESCRIPTION	COMMENTS	QTY.
9	021231	Guard, Debarker		1
10	F05011-11	Washer, 1/4" SAE Flat		2
11	F05011-14	Washer, 1/4" Split Lock		2
12	F05005-38	Bolt, 1/4-20 x 1" Hex Head		2
	046031	Frame Assembly, LT70 Debarker Upper		1
13	046032	Frame Weldment, Debarker Upper		1
14	021243	Spring, .58" OD x 1 1/2"		1
15	034814	Pin, Debarker Lock		1
16	F05012-16	Pin, 3/16" x 1 1/4" Roll		1
17	P06030-1	Bearing, 5/8" x 1.7548" x .4724"		2
18	046033	Mount Weldment, Debarker Pivot		1
19	F05011-5	Washer, 5/8" SAE Flat		1
20	046034	Pin, Debarker Pivot		1
21	F05012-1	Pin, 1/8" x 1" Cotter		2
22	046045	Shim, Pivot Stop		1
23	046044	Block, Pivot Stop		1
24	F05005-89	Bolt, 1/4-20 x 1" Socket Head		2
25	F05011-4	Washer, 3/8" Split Lock		1
26	034175	Bumper, Rubber		1
27		Spring Arm Parts ( <i>See Section 5.11</i> )		
28	F05011-9	Washer, 1/2" Split Lock		2
29	F05008-78	Bolt, 1/2-13 x 4" Hex Head Grade 5		2
30	015849	Decal, Bar Stripe		1

## 5.5 In/Out Motor Drive Assembly

*MKIII LT70 A.00+*

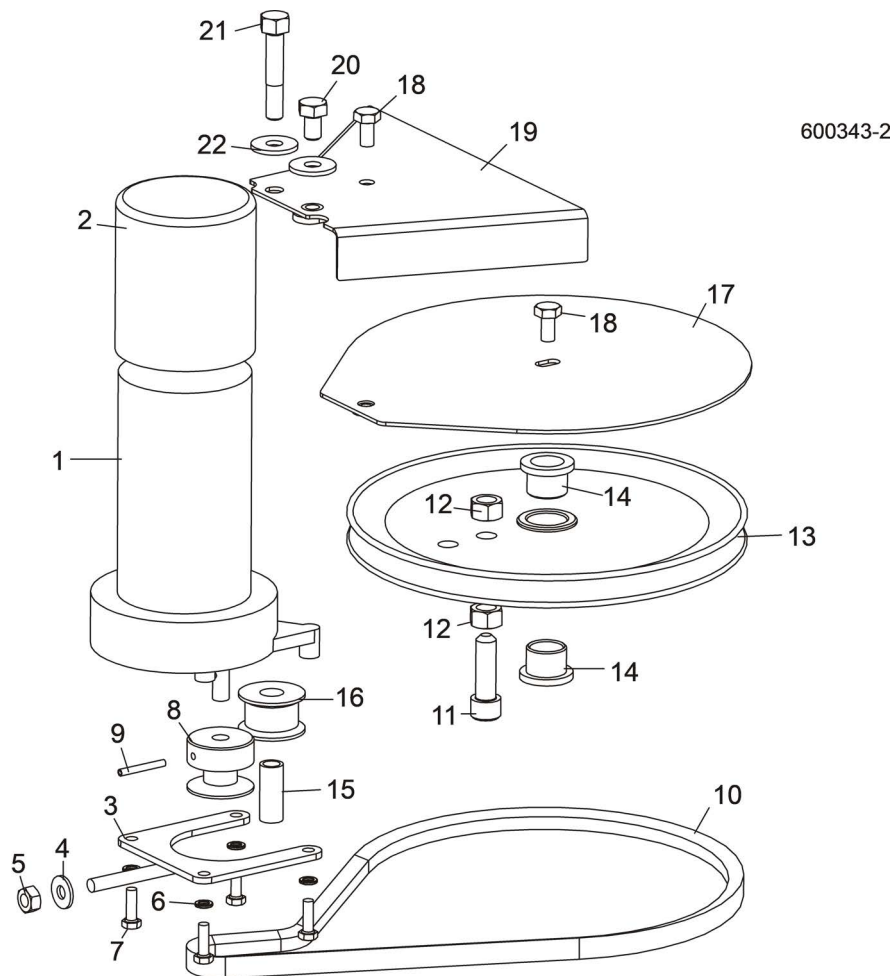


REF	PART #	DESCRIPTION	COMMENTS	QTY.
	114023	<b>ASSY, LT70 DEB. UPPER PIVOT, W/O LOCK</b>	114023 replaced 110634 per ECN 36043 on 8/14/2019.	
	114022	Assy, LT70 Super Debarker In/Ou w/BR	114022 replaced 114024 per ECN 36043 on 8/14/2019.	1
<b>1</b>	128026	Motor Assy, Debarker In/Out w/Brake w/Di		1
	110952	Motor, 1/15HP 34RPM 12VDC 98:1 W/Brake		1
	069677	Diode, 200V 2A UltraFast Rectifier		2
	024032	Conn, 14-16AWG Parallel Splice		4
	069474	Connector, 3 Pin Trig DT Deutsch Male		1
	069475	Wedgelock, 3P Male Deutsch DT Series		1

REF	PART #	DESCRIPTION	COMMENTS	QTY.
	053429	Pin, #16 Deutsch 16-20 AWG Solid Contact		1
	F05089-8	Tie Wrap, 3/16x10 UV Blk		1
2	110635	Weldment, LT70 Deb. Upper Pivot, W/O Lock		1
3	023637	Tensioner Weldment, Gearmotor Ptd		1
4	F05011-11	Washer, 1/4 SAE Flat		1
5	F05010-21	Nut, 1/4-20 Swaged		1
6	076666	Sheave, LT70 Debarker Gearmotor		1
7	F05012-102	Pin, 1/8x1 5/8 Roll Zinc		1
8	F05004-152	Screw, 10-32x5/8 HH Machine		4
9	F05011-20	Washer, #10 Split Lock		4
10	087353	Bearing, SKF 6205 2RS Roller		1
11	076741	Tube, Short Bearing Spacer		1
12	036007	Bearing, R20-2RS	036007 replaced (1) 087353 after 5/23/2019 per ECN 35897.	1
13	076689	<b>BELT, AX21</b>		1
14	F05005-101	<b>BOLT, 1/4-20 X 1" HEX HEAD GRADE 5</b>		1
15	F05011-14	<b>WASHER, 1/4" SPLIT LOCK</b>		2
16	F05011-11	<b>WASHER, 1/4" SAE FLAT</b>		2
17	076798	<b>PULLEY, 5X7/8 A GROOVE</b>		1
18	065214	<b>KEY, 3/16" SQ X 5/8"</b>		1
19	F05010-238	<b>NUT, 7/8-14 HALF NYLOCK</b>		1
20	076713	<b>GUARD WELDMENT, LT70 DEBARKER BELT</b>		1
21	F05005-1	<b>BOLT, 1/4-20 X 3/4" FULL THREAD HHC</b>		1

## 5.6 In/Out Motor Drive Assembly

*MKII LT70 A.00 - B.03*



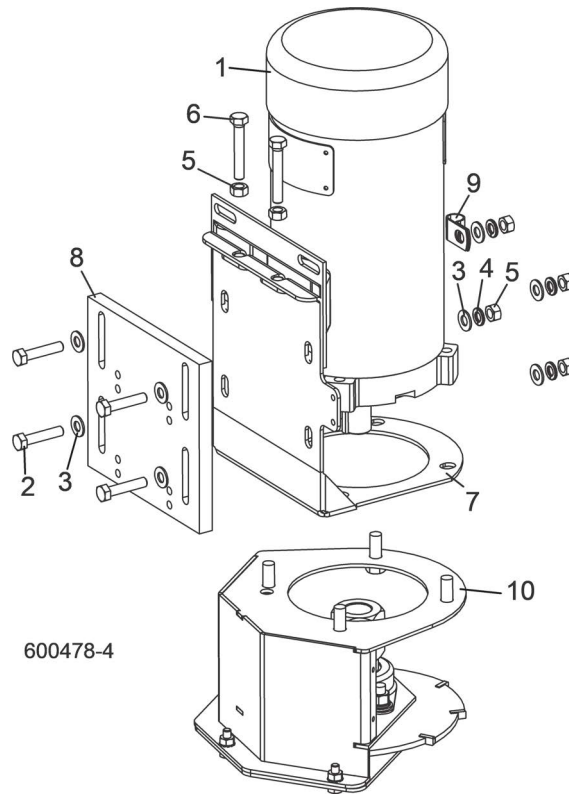
REF	PART #	DESCRIPTION	COMMENTS	QTY.
1	053421	<b>MOTOR ASSEMBLY, DCS BLADE GUIDE DEBARKER IN/OUT</b>		1
	P12756	Housing, Klauber Motor End		1
	P12569	Gear Kit, Klauber Gear Motor Replacement		1
	P12800	Brush Kit, Gear Motor Replacement		1
	009695	Shaft Kit, Klauber Gear Motor Replacement		1
2	023720	<b>BOOT, GEAR MOTOR WEATHER</b>		1
3	023637	<b>TENSIONER WELDMENT, GEAR MOTOR</b>		1
4	F05011-11	<b>WASHER, 1/4" SAE FLAT</b>		1
5	F05010-21	<b>NUT, 1/4-20 HEX LOCK</b>		1
6	F05011-20	<b>WASHER, #10 SPLIT LOCK</b>		4
7	F05004-152	<b>BOLT, #10-32 X 5/8" HEX HEAD</b>		4
8	016181	<b>PULLEY, DEBARKER IN/OUT MOTOR</b>		1
9	F05012-34	<b>PIN, 1/8" X 1" ROLL</b>		1
10	046039	<b>BELT, AX29</b>		1
11	F05007-36	<b>BOLT, 3/8-16 X 1 1/2" SOCKET HEAD</b>		1
12	F05010-25	<b>NUT, 3/8-16 HEX LOCK</b>		2



REF	PART #	DESCRIPTION	COMMENTS	QTY.
13	023634	PULLEY, DEBARKER IN/OUT DRIVE		1
14	021203	BUSHING, FLANGED BRONZE		2
15	046040	SPACER, .322" ID X .44 OD X 1.10" LONG		1
16	S09999	GUIDE, BELT IDLER		1
17	046049	GUARD WELDMENT, DEBARKER BELT		1
18	F05005-15	BOLT, 1/4-20 X 1/2" HEX HEAD		2
19	046050	GUARD WELDMENT, DEBARKER PULLEY		1
20	F05006-15	BOLT, 5/16-18 X 1/2" HEX HEAD GRADE 5		1
21	F05009-70	BOLT, 5/16-18 X 1 3/4" HEX HEAD		1
22	F05011-16	WASHER, 5/16" STANDARD FLAT		2

## 5.7 Cutter Head Assembly (DC)

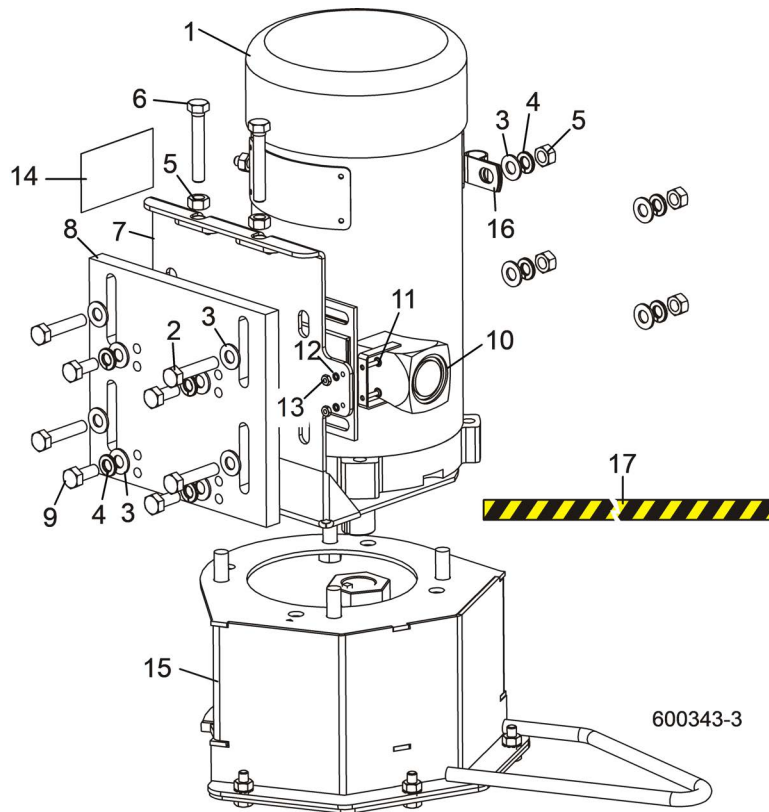
*MKIII LT70 A.00+*



REF	PART #	DESCRIPTION	COMMENTS	QTY.
	076677	<b>HEAD ASSEMBLY, LT70 DEBARKER CUTTING</b>		1
<b>1</b>	023688	Motor, 3/4HP 12VDC TEFC Electric (7/8" Dia. Shaft)		1
	024167	Brush Kit, Leeson 3/4HP Motor (Includes 2 Brushes and 2 Springs)		1
	016087	Fan, 3/4 HP Leeson Motor Replacement		1
	047998	Guard, Motor Fan		1
	016108	Key, 3/16" Square x 1 3/8" Long		1
<b>2</b>	F05006-2	Bolt, 5/16-18 x 1 1/2" Hex Head Full Thread		4
<b>3</b>	F05011-17	Washer, 5/16" SAE Flat		8
<b>4</b>	F05011-13	Washer, 5/16" Split Lock		4
<b>5</b>	F05010-17	Nut, 5/16-18 Hex		6
<b>6</b>	F05006-13	Bolt, 5/16-18 x 2" Hex Head Full Thread		2
<b>7</b>	023622	Bracket Weldment, Debarker Blade Motor Adjustable		1
<b>8</b>	023620	Plate, Debarker Blade Motor Mount		1
<b>9</b>	P07584	Clamp, 1/2EMT Coated		1
	024431	Decal, Disconnect Motor Leads Warning		1
<b>10</b>		Blade/Mandrel Parts ( <i>See Section 5.9</i> )		

## 5.8 Cutter Head Assembly (DC)

MKII LT70 A.00 - B.03



REF	PART #	DESCRIPTION	COMMENTS	QTY.
	025904	<b>HEAD ASSEMBLY, MKII DEBARKER CUTTER (DC DCS)</b>		1
1	023688	Motor, 3/4HP 12VDC TEFC Electric (7/8" Dia. Shaft)		1
	024167	Brush Kit, Leeson 3/4HP Motor (Includes 2 Brushes and 2 Springs)		1
	016087	Fan, 3/4 HP Leeson Motor Replacement		1
	047998	Guard, Motor Fan		1
	016108	Key, 3/16" Square x 1 3/8" Long		1
2	F05006-2	Bolt, 5/16-18 x 1 1/2" Hex Head Full Thread		4
3	F05011-17	Washer, 5/16" SAE Flat		8
4	F05011-13	Washer, 5/16" Split Lock		8
5	F05010-17	Nut, 5/16-18 Hex		6
6	F05006-13	Bolt, 5/16-18 x 2" Hex Head Full Thread		2
7	023622	Bracket Weldment, Debarker Blade Motor Adjustable		1
8	023620	Plate, Debarker Blade Motor Mount		1
9	F05006-5	Bolt, 5/16-18 x 3/4" Hex Head Grade 2		4
10	069431	Horn Assembly, DCS Debarker On Warning		1
11	F05004-14	Screw, #4-40 x 1/2" Slotted Head		2

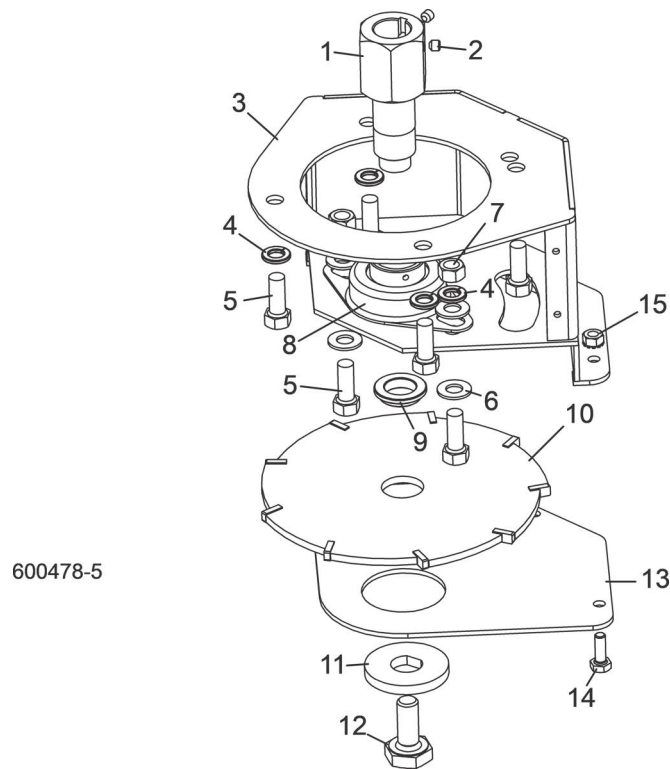
**5** **Debarker (DCS)**  
*Cutter Head Assembly (DC)*

---

REF	PART #	DESCRIPTION	COMMENTS	QTY.
12	F05011-21	Washer, #4 Split Lock		2
13	F05010-43	Nut, #4-40 Hex		2
14	024431	Decal, Disconnect Motor Leads Warning		1
15		Blade/Mandrel Parts ( <i>See Section 5.10</i> )		
16	P07584	Clamp, 1/2" EMT Coated		1
17	015849	Decal, LT15 Blade Guide Bar		.5

## 5.9 Blade Housing Assembly

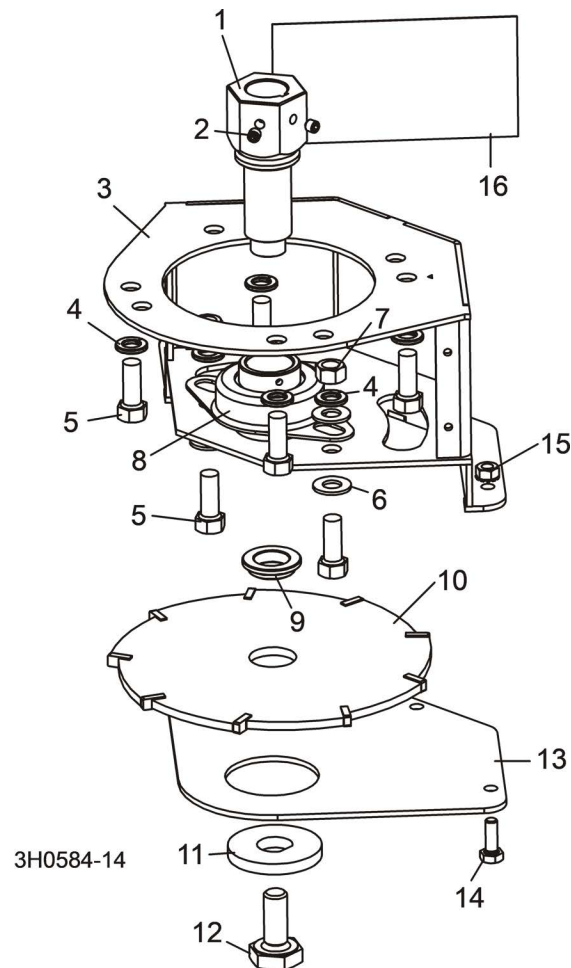
MKIII LT70 A.00+



REF	PART #	DESCRIPTION	COMMENTS	QTY.
1	074832	MANDREL, DEBARKER BLADE		1
2	F05005-105	SCREW, 1/4-28 X 1/4" CUP POINT SOCKET SET		2
3	076686	HEAD WELDMENT, LT70 DEBARKER CUTTER		1
4	F05011-4	WASHER, 3/8" SPLIT LOCK		6
5	F05007-7	BOLT, 3/8-16 X 1" HEX HEAD		6
6	F05011-3	WASHER, 3/8" SAE FLAT		4
7	F05010-1	NUT, 3/8-16 HEX		2
8	023541	BEARING, 1" FLANGED MOUNT		1
9	023632	BUSHING, DEBARKER BLADE SPACER		1
10	021236	BLADE, DEBARKER 7" DIA.		1
	065852	BLADE, DEBARKER 7" DIA. W/1/2" INSERTS	OPT - SOLD SEPARATELY	1
11	023737	WASHER, DEBARKER BLADE LOCK		1
12	074833	BOLT, 1/2-20 X 1 1/4" HEX HEAD SPECIAL		1
13	023629	PLATE, DEBARKER BLADE HOUSING BOTTOM		1
14	F05005-1	BOLT, 1/4-20 X 3/4" HEX HEAD FULL THREAD		3
15	F05010-9	NUT, 1/4-20 SELF-LOCKING HEX		3
	076799	DECAL, DEBARKER LIGHT WARNING		1

## 5.10 Blade Housing Assembly

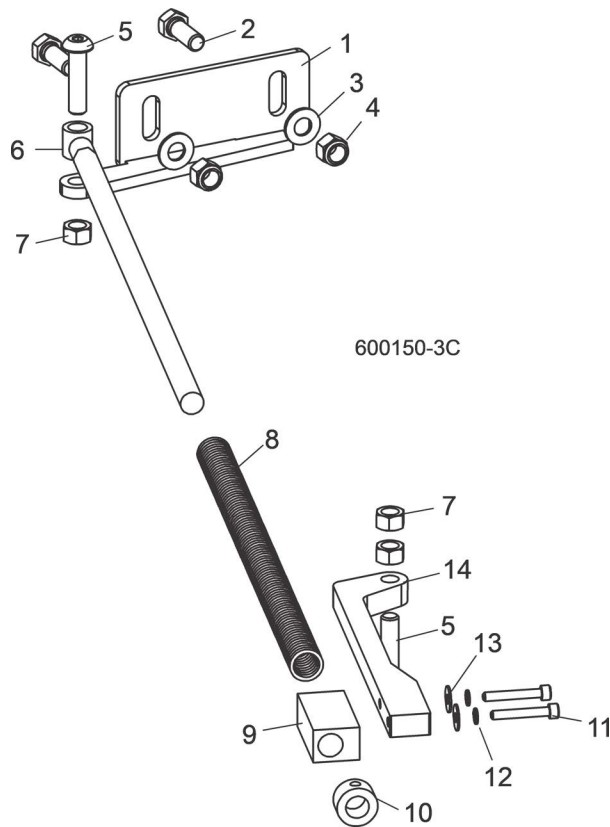
*MKII LT70 A.00 - B.03*



REF	PART #	DESCRIPTION	COMMENTS	QTY.
1	016122	MANDREL, DEBARKER BLADE (7/8" DIA.)		1
2	F05005-105	SCREW, 1/4-28 X 1/4" CUP POINT SOCKET SET		2
3	023628	HOUSING WELDMENT, DEBARKER BLADE		1
4	F05011-4	WASHER, 3/8" SPLIT LOCK		6
5	F05007-7	BOLT, 3/8-16 X 1" HEX HEAD		6
6	F05011-3	WASHER, 3/8" SAE FLAT		4
7	F05010-1	NUT, 3/8-16 HEX		2
8	023541	BEARING, 1" FLANGED MOUNT		1
9	023632	BUSHING, DEBARKER BLADE SPACER		1
10	021236	BLADE, DEBARKER 7" DIA.		1
11	023737	WASHER, DEBARKER BLADE LOCK		1
12	023547	BOLT, 1/2-20 X 1 1/4" HEX HEAD SPECIAL		1
13	023629	PLATE, DEBARKER BLADE HOUSING BOTTOM		1
14	F05005-1	BOLT, 1/4-20 X 3/4" HEX HEAD FULL THREAD		3
15	F05010-9	NUT, 1/4-20 SELF-LOCKING HEX		3
16	021172	DECAL, DEBARKER HORN DANGER		1

## 5.11 Spring Arm Assembly

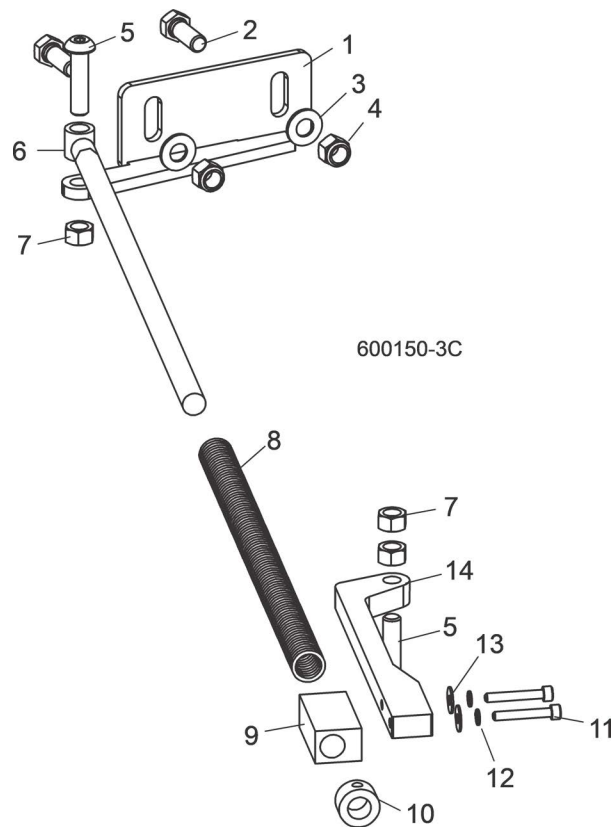
MKII LT70 A.00 - B.03



REF	PART #	DESCRIPTION	COMMENTS	QTY.
1	045858	BRACKET, SPRING ROD MOUNT		1
2	F05007-87	BOLT, 3/8-16 X 1" HEX HEAD GRADE 5		2
3	F05011-3	WASHER, 3/8" SAE FLAT		2
4	F05010-10	NUT, 3/8-16 HEX NYLON LOCK		2
5	F05007-150	BOLT, 3/8-16 X 1 1/4" SOCKET HEAD		2
6	045852	ROD WELDMENT, LT60 DEBARKER SPRING		1
7	F05010-25	NUT, 3/8-16 HEX LOCK		3
8	023631	SPRING, .72" OD X 19 1/2" X .08 WIRE		1
9	045854	BLOCK, SPRING ROD SLIDE		1
10	014820	COLLAR, 1/2" SHAFT		1
11	F05004-31	BOLT, #10-24 X 1 1/4" SOCKET HEAD		2
12	F05011-20	WASHER, #10 SPLIT LOCK		2
13	F05011-18	WASHER, #10 SAE FLAT		2
14	046064	ARM, SLIDE BLOCK MOUNT		1

## 5.12 Spring Arm Assembly

*MKII LT70 A.00 - B.03*

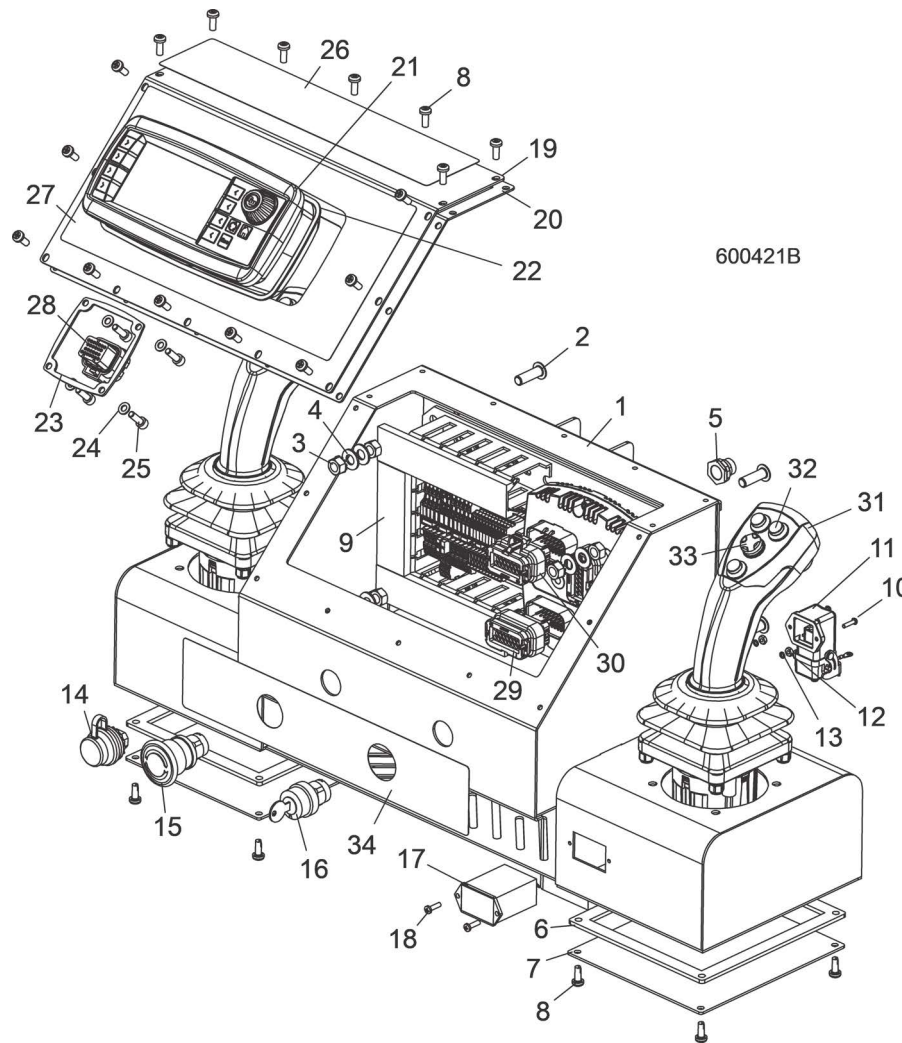


REF	PART #	DESCRIPTION	COMMENTS	QTY.
1	045858	BRACKET, SPRING ROD MOUNT		1
2	F05007-87	BOLT, 3/8-16 X 1" HEX HEAD GRADE 5		2
3	F05011-3	WASHER, 3/8" SAE FLAT		2
4	F05010-10	NUT, 3/8-16 HEX NYLON LOCK		2
5	F05007-150	BOLT, 3/8-16 X 1 1/4" SOCKET HEAD		2
6	045852	ROD WELDMENT, LT60 DEBARKER SPRING		1
7	F05010-25	NUT, 3/8-16 HEX LOCK		3
8	023631	SPRING, .72" OD X 19 1/2" X .08 WIRE		1
9	045854	BLOCK, SPRING ROD SLIDE		1
10	014820	COLLAR, 1/2" SHAFT		1
11	F05004-31	BOLT, #10-24 X 1 1/4" SOCKET HEAD		2
12	F05011-20	WASHER, #10 SPLIT LOCK		2
13	F05011-18	WASHER, #10 SAE FLAT		2
14	046064	ARM, SLIDE BLOCK MOUNT		1



## SECTION 6 CONTROL & BATTERY BOXES

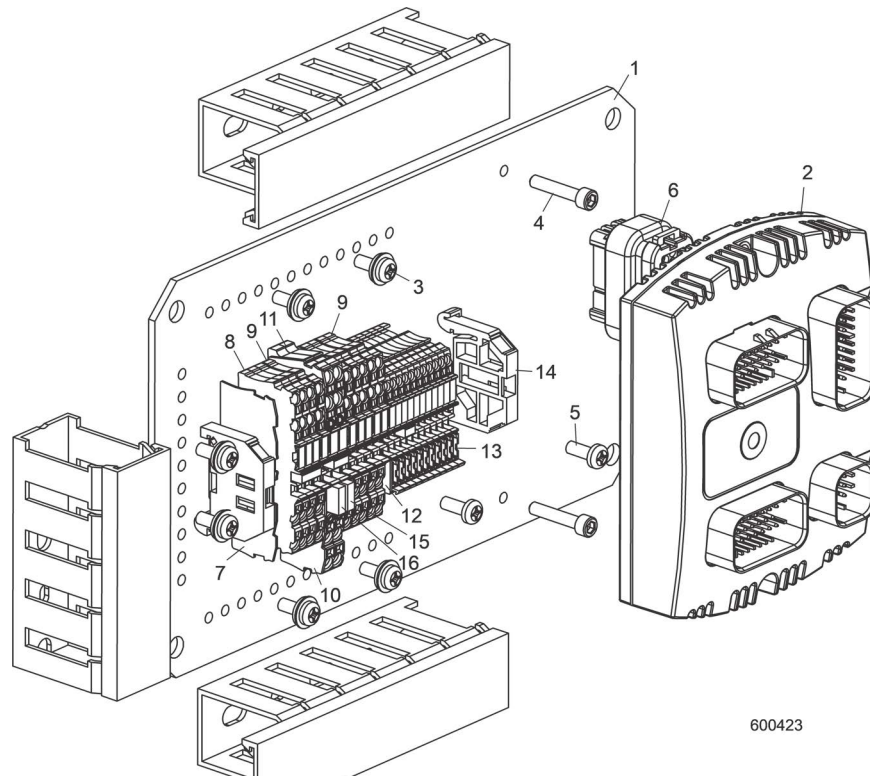
### 6.1 Control Assembly



REF	PART #	DESCRIPTION	COMMENTS	QTY.
	078019	<b>CONTROL BOX ASSEMBLY, LT70HD</b>		1
1	078020	Control Box, LT70 Hydraulic Operator		1
2	F05006-141	Bolt, 5/16-18 x 1" BHCS SS		4
3	F05010-20	Nut, 5/16-18 Keps		4
4	F05011-17	Washer, 5-16" SAE Flat		4
5	078039	Cable Assembly, LT70 Hydraulic Op CAN Port		1
6	053452	Gasket, DCS Operator Box Bottom		2
7	053338	Plate, DCS Joystick Access		2
8	F05015-17	Bolt, #10-24 x 1/2" Phillips Pan Head Type 23		24
9		LT70 Operator Insert Parts ( <a href="#">See Section 6.2</a> )		
10	F05004-14	Screw, 4-40 x 1/2 SI Round Head Machine		2
11	078038	Harness Assembly, LT70 Hydraulic Op Int		1
12	F05010-43	Nut, #4-40 Hex		2
13	F05011-21	Washer, #4 Split Lock		2
14	078044	USB Assembly, LT70 Hydraulic Operator		1
15	068940	Push Button, Red ZB5		1

REF	PART #	DESCRIPTION	COMMENTS	QTY.
	068950	Switch Collar Assembly, Mount 1NC ZB5		1
<b>16</b>	068941	Switch, Key 3-Pos Mom R-C		1
	068950	Switch Collar Assembly, Mount 1NC ZB5		1
	068920	Switch Block, NO ZB5		1
<b>17</b>	015401	Hour Meter, Rectangular Mount w/Gasket		1
<b>18</b>	F05015-28	Screw, #6-32 x 1/2 Plain PH T23		2
	078036	Control Assembly, LT70 Hydraulic HMI		1
<b>19</b>	078034	Plate, LT70 Hydraulic Operator HMI		1
<b>20</b>	069393	Gasket, DCS Front Panel		1
<b>21</b>	078031-8	HMI Assembly, LT70 Hydraulic	See Compatibility Chart located in N:/cs/ccr manual/instructional/LT70 Super" for correct front panel with software. 078031-7 replaced 078031-7 per ECN 38206 on 12/2/21.	1
<b>22</b>	078035	HMI Mount, Wachenforff A3S		1
<b>23</b>	078037	Plate, LT70 Hydraulic HMI Spacer		1
<b>24</b>	F81052-1	Washer, M5 Flat		4
<b>25</b>	F05004-259	Screw, M5-0.8 x 16mm SHCS SS PK/50		4
<b>26</b>	062565	Decal, DCS Operator Control Warnings		1
<b>27</b>	078132	Decal, LT70 Hydraulic HMI		1
<b>28</b>	078041	Harness Assembly, LT70 Hydraulic HMI		1
<b>29</b>	078117	Harness Assembly, LT70 Hydraulic ECU3 P1		1
<b>30</b>	078118	Harness Assembly, LT70 Hydraulic ECU3 P2		1
	078119	Harness Assembly, LT70 Hydraulic ECU3 P3		1
	078123	Cable Assembly, LT70 Hydraulic Op to Bed		1
<b>31</b>	078360	Joystick, 4-Button w/4-Way Switch	078360 4-Button w/4-Way Switch Joystick replaces 069716 3-Button Control Joystick to improve durability (Rev. A4.10).	2
<b>32</b>	061192	Button, Joystick Press		4
<b>33</b>	061193	Button, Joystick 4-Way Directional		1
<b>34</b>	078133	Decal, LT70 Operator Front Panel (E-Stop and Key Switch)		1
	025903	<b>PIN, DCS CONTROL LOCKING</b>		1

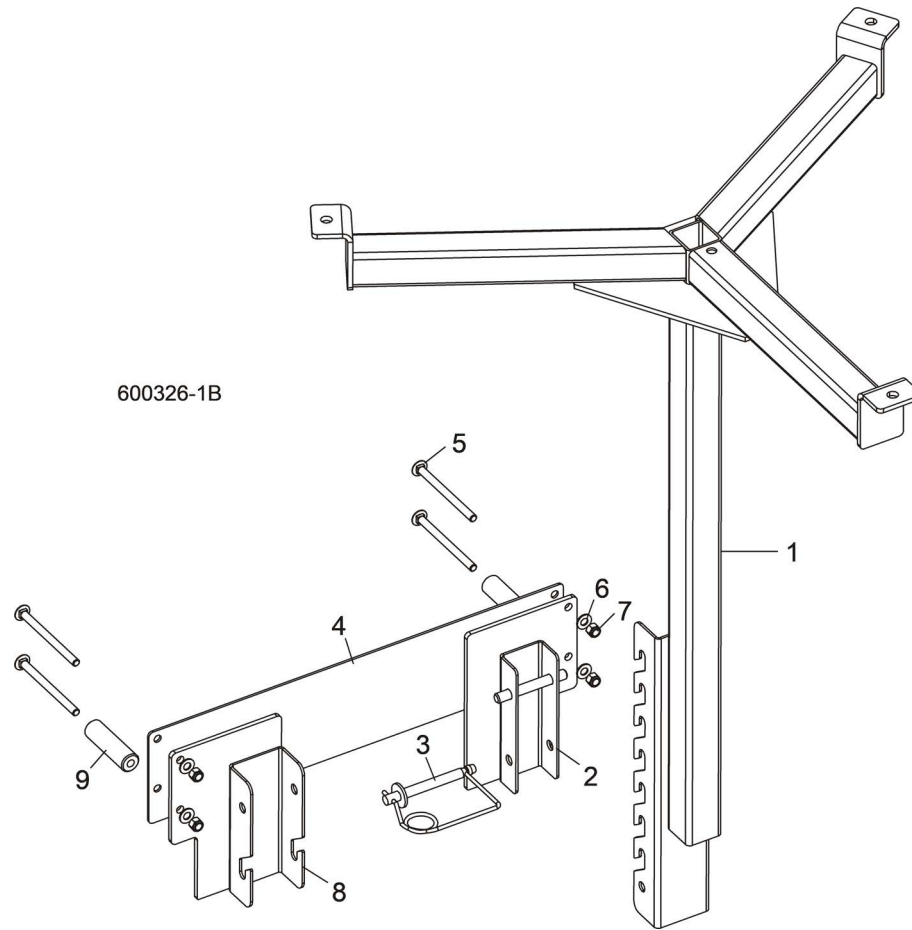
## 6.2 Control Box Insert Assembly



600423

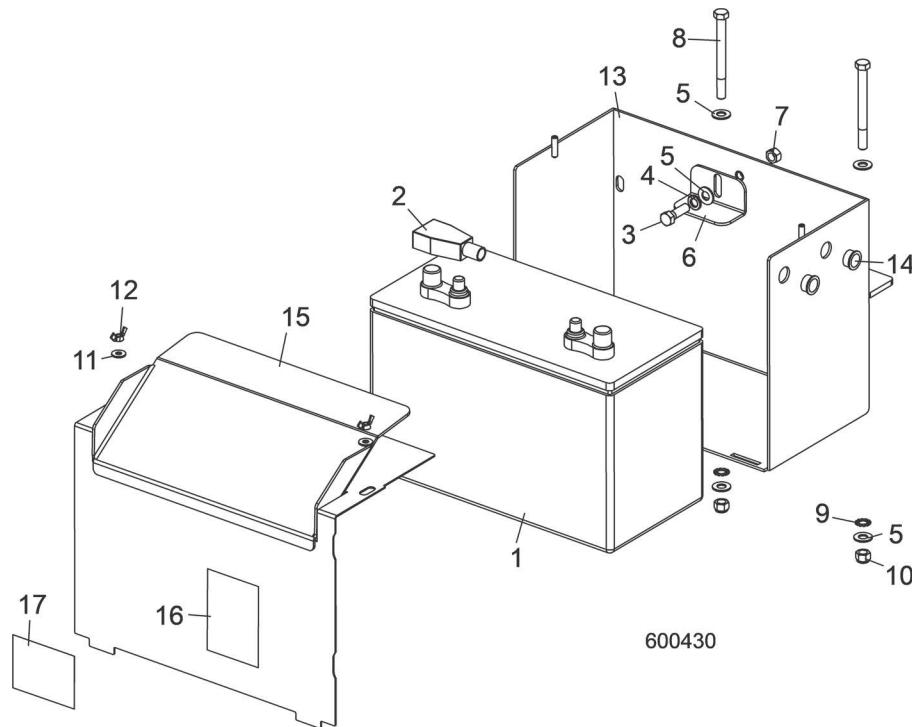
REF	PART #	DESCRIPTION	COMMENTS	QTY.
	078027	<b>INSERT ASSEMBLY, LT70 HYDRAULIC OPERATOR</b>		1
1	078026	Insert LT70 Hydraulic Control		1
2	078029-4	ECU Assembly, LT70 Hydraulic Operator	078029-3 replaced 078029-2 ECU Assembly, LT70 Hydraulic Operator to improve operation (Rev. A5.04). 078029-4 replaced 078029-3 per ECN 38206 on 12/2/21.	1
3	F05004-186	Screw, #10-24 x 1/2" Phillips		4
4	F05004-2	Bolt, 10-24 x 1" BO SHC		2
5	F05015-17	Bolt, #10-24 x 1/2" Pan Head		2
6	078072	Connector, AmpSeal 23-Pin Black		1
7	068105	Terminal Block, 4Pos 1.5mm End Plate		5
8	068104	Terminal Block, 4Pos 1.5mm GND Clamp		3
9	068103	Terminal Block, 4Pos 1.5mm Com Clamp		1
10	068139	Terminal Block, Fuse Mini 12V 4Pos End		1
11	068138	Terminal Block, Fuse Mini 12V 4Pos Clamp		2
12	068127	Terminal Block, 1C/1P 1.5mm End Plate		1
13	068126	Terminal Block, 1C/1P 1.5mm Carrier		11
14	051986	Din Clamp, Screwless		2
15	024317-2	Fuse, 2A Mini Blade Grey		1
16	024317-10	Fuse, 10A Mini Blade Red		1

### 6.3 Control Box Stand & Travel Brackets



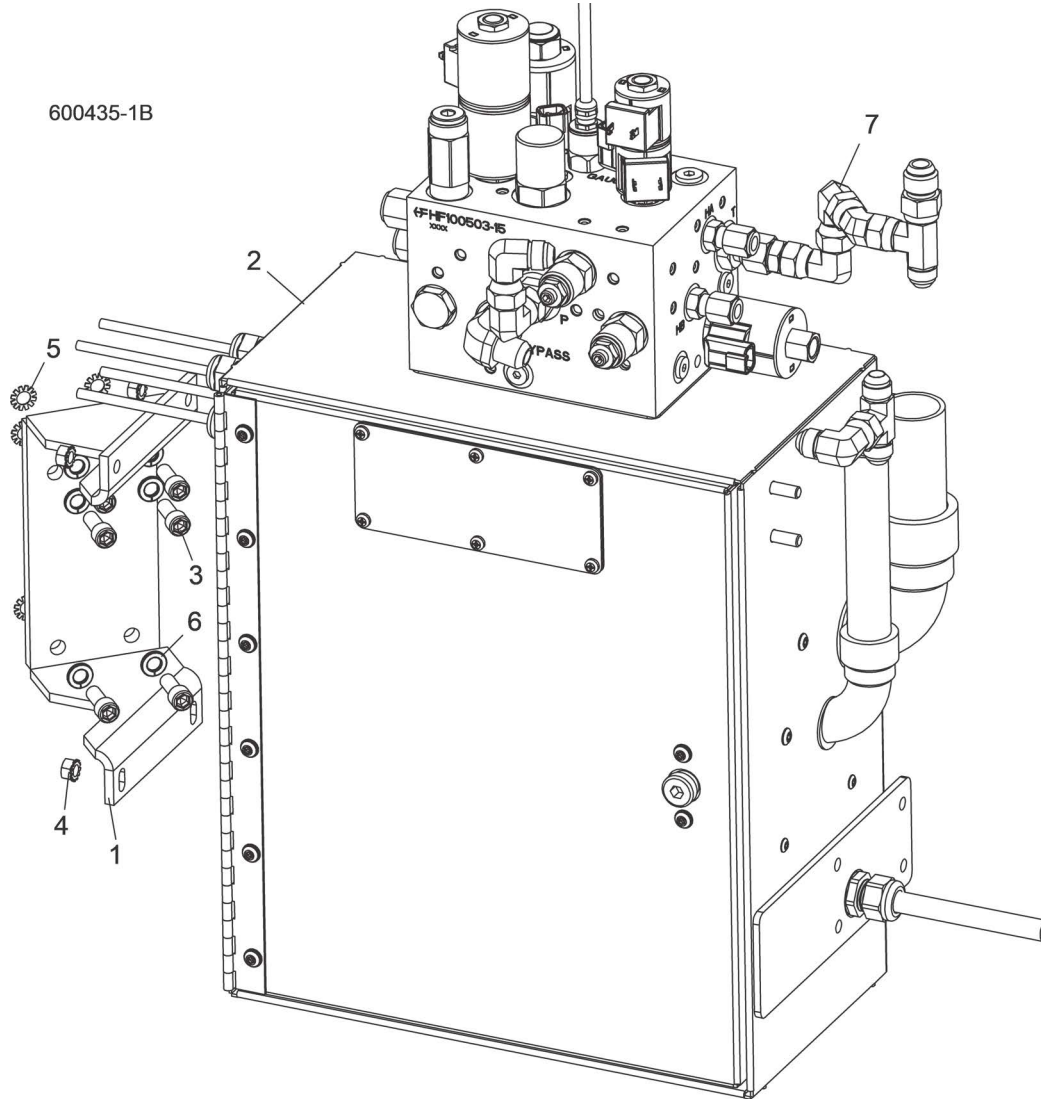
REF	PART #	DESCRIPTION	COMMENTS	QTY.
1	025682	STAND WELDMENT, DCS REMOTE		1
2	025874	BRACKET WELDMENT, DCS STAND TRAVEL		1
3	025903	PIN, DCS CONTROL LOCKING		1
4	017848	PLATE, HYDRAULIC ACCESS COVER		1
5	F05007-113	BOLT, 3/8-16 X 5" CARRIAGE HEAD		4
6	F05011-3	WASHER, 3/8" SAE FLAT		4
7	F05010-10	NUT, 3/8-16 HEX NYLON LOCK		4
8	025873	BRACKET WELDMENT, DCS CONTROL TRAVEL		1
9	065167	BUSHING, 13/32" X 1" X 3 1/2" UHMW		2

## 6.4 Battery Box Assembly



REF	PART #	DESCRIPTION	COMMENTS	QTY.
	074481	<b>BOX ASSEMBLY, LT70 DCS BATTERY</b>		1
1	025841	Battery, 12 Volt 8A31DTM AGM		1
2	P11946	Boot, Battery Terminal Red		1
3	F05007-2	Bolt, 3/8-16 x 1 1/4" Hex Head		1
4	F05011-4	Washer, 3/8" Split Lock		1
5	F05011-3	Washer, 3/8" SAE Flat		5
6	017725	Bracket, Battery Hold-Down		1
7	F05010-25	Nut, 3/8-16 Hex Lock		1
8	F05007-4	Bolt, 3/8-16 x 4" Hex Head		2
9	F05011-36	Washer, 3/8" External Star Lock		2
10	F05010-10	Nut, 3/8" Hex Nylon Lock		2
11	F05011-11	Washer, 1/4" SAE Flat		2
12	F05010-13	Nut, 1/4-20 Wing		2
13	074482	Box Weldment, LT70 Hydraulic Battery		1
14	053455	Grommet, 5/8" ID Nylon		2
15	033976	Lid Weldment, Battery Box		1
16	P10364	Decal, 12 Volt Warning		1
17	014774	<b>DECAL, BATTERY BOX LID CAUTION</b>		1

## 6.5 Power Box Control Assembly

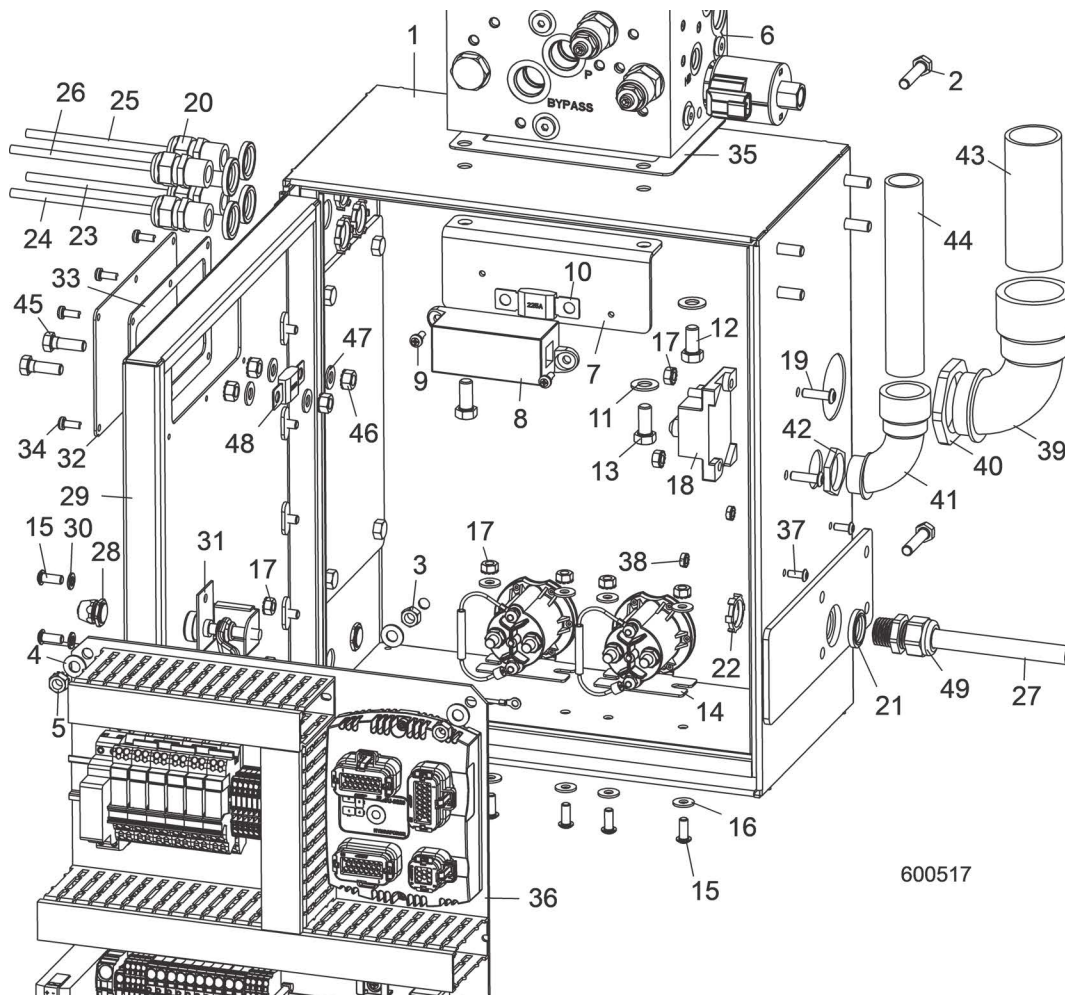


REF	PART #	DESCRIPTION	COMMENTS	QTY.
	074580	<b>CONTROL ASSEMBLY, LT70 HYDRAULIC HEAD (INSTALLED) (U.S.)</b>		1
<b>1</b>	015184	Mount Weldment, Junction Box		1
<b>2</b>		Hydraulic Power Box Parts	<a href="#">See Section 6.6</a>	
<b>3</b>	F05007-52	Screw, 3/8-16 x 1" SHC Zinc& Bake		6
<b>4</b>	F05010-20	Nut, 5/16-18 Keps		4
<b>5</b>	F05011-36	Washer, 3/8" Star External		6
<b>6</b>	F05011-4	Washer, 3/8" Split Lock		6
<b>7</b>		Power Box Manifold Parts	<a href="#">See Section 9.1</a>	



## 6.6 Power Box Assembly (Tier 4 - U.S. Only)

LT70Super Rev. A5.04+



REF	PART #	DESCRIPTION	COMMENTS	QTY.
	078425	<b>CONTROL ASSEMBLY, LT70 HYDRAULIC DISTRIBUTION (TIER 4)</b>	US Only	1
1	068238	Control Box, LT70 Hydraulic Head		1
2	F05006-119	Bolt, 5/16-18 x 1 1/2" Hex Head Full Thread SS 18-8		4
3	F05010-17	Nut, 5/16-18 Hex		4
4	F05011-17	Washer, 5/16" SAE Flat		8
5	F05010-20	Nut, 5/16-18 Keps		4
6	075212-1	LT70 Hydraulic Head Control Manifold Parts	<a href="#">See Section 9.2</a>	1
	078014	Fuse Assembly, LT70 Hydraulic Head		1
7	078013	Plate, LT70 Hydraulic Fuse		1
8	052371	Fuseholder, Mega Fuse		1
9	F05015-17	Bolt, #10-24 x 1/2" Ph Pan Hydraulic Type 23		2
10	053339	Fuse, 225A 32V Mega		1
11	F05011-3	Washer, 3/8" SAE Flat		4
12	F05007-118	Bolt, 3/8-16 x 3/4" Hex Head Grade 5		2
13	F05007-185	Bolt, 3/8-16 x 7/8" Hex Head Grade 5		2
14	078091	Solenoid, 150A 12 SPST Cont. Duty IP66		2

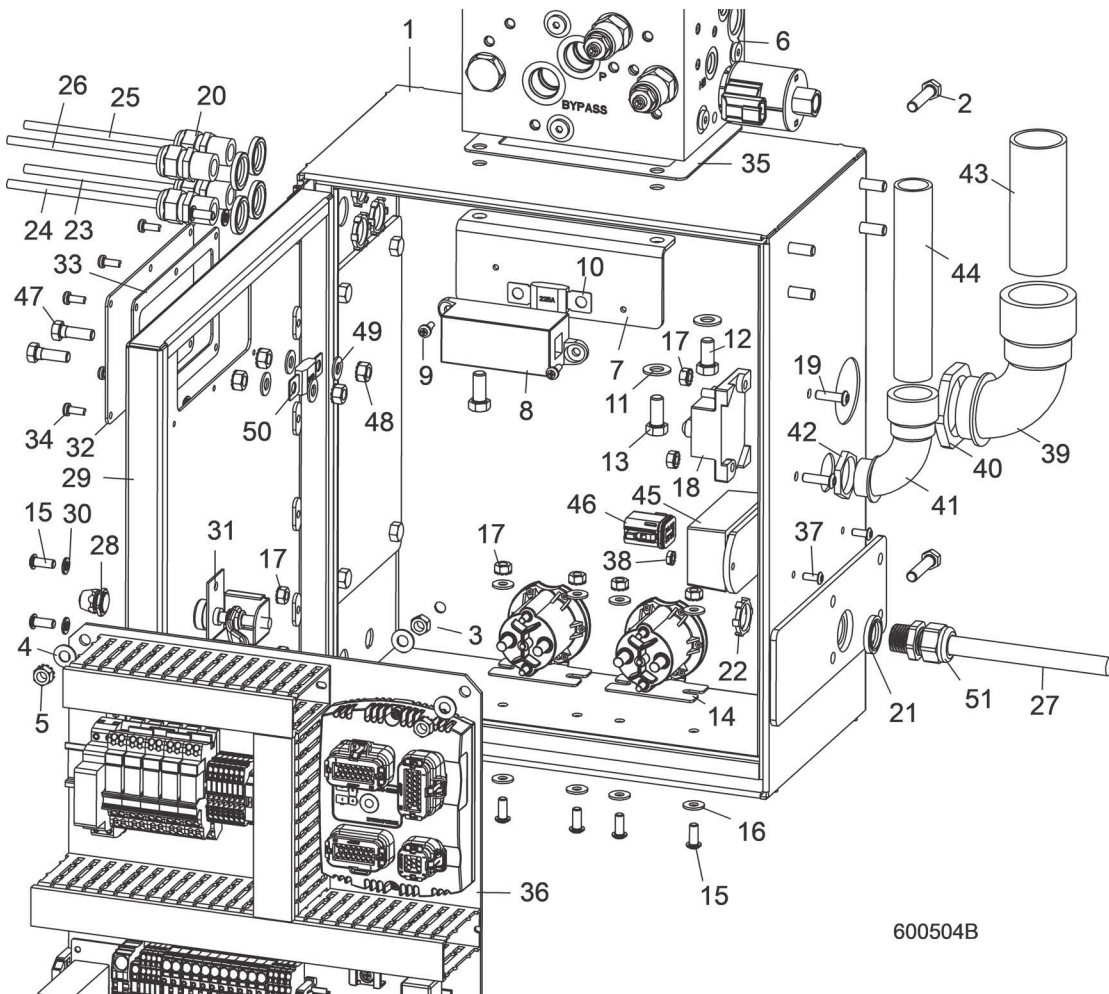
**6** Control & Battery Boxes  
Power Box Assembly (Tier 4 - U.S. Only)

REF	PART #	DESCRIPTION	COMMENTS	QTY.
15	F05005-128	Screw, 1/4-20 x 5/8" BHSC SS Gr2		12
16	F05011-11	Washer, 1/4" SAE Flat		8
17	F05010-9	Nut, 1/4-20 Keps		8
	015426	Diode Assembly, Solenoid Coil Chassis GND		2
18	053441	Breaker, 80A Hi-Amp Surface Mount	Replaced 078240 Breaker, 70A Hi-Amp Panel Mount to improve durability (Rev. A5.05).	1
19	F05005-169	Bolt, 1/4-20 x 7/8" BHCS SS		2
20	051299	Connector, 1/2" NPT .17-.47		4
21	E20460	Ring, 1/2" Sealing		5
22	E20461	Nut, 1/2" NPT Connector Lock		5
23	078098	Cable Assembly, LT70 Hydraulic Feed Dir Sol		1
24	078099	Cable Assembly, LT70 Hydraulic Head Dir Sol		1
25	078200	Cable Assembly, LT70 Hydraulic Pressure/Relief		1
26	078199	Cable Assembly, Feed/Up/Down Prop		1
27	078006	Cable Assembly, LT70 Hydraulic CAN to Bed		1
28	078069	Cable Assembly, LT70 Hydraulic Transducer Int.		1
29	079292	Door Weldment, LT70 Super Hydraulic Head Control		1
30	F05011-14	Washer, 1/4 Split Lock		8
31	P20048	Latch, Electric Box Door		1
32	079289	Plate, LT70 Super Hydraulic Fuse Cover		1
33	079290	Seal, LT70 Super Hydraulic Fuse Cover		1
34	F05015-17	Bolt, #10-24x1/2 Ph Pan Hydraulic Type 23		6
35	068243	Seal, LT70 Hydraulic Manifold Base		1
36	078424	Power Box Insert Parts (Tier 4 - U.S. Only)	<a href="#">See Section 6.10</a>	1
37	F05004-196	Screw, 10-24 x 1/2" BSHS Stainless Steel		2
38	F05010-14	Nut, #10-24 Keps		2
39	078120	Connector, 36mm KME 90 Elbow IP68		1
40	052324	Lock Nut, 36mm Polymer		1
41	078008	Connector, 23mm KME 90 Elbow IP68		1
42	052562	Nut, PG21		1
43	078429	Harness Assembly, LT70 Hydraulic Eng A Tier4		1
44	078430	Harness Assembly, LT70 Hydraulic Eng B Tier4		1
45	F05006-1	Bolt, 5/16-18x1 HH		2
46	F05010-20	Nut, 5/16-18 Keps		4
47	F05011-17	Washer, 5/16 SAE Flat		4
48	053339	Fuse, 225A 32V Mega		1
49	078130	Connector, 1/2" NPT .23-.546 Cord Grip		1



## 6.7 Power Box Assembly (Tier 2 - U.S. Only)

LT70Super Rev. A4.04 - A5.03

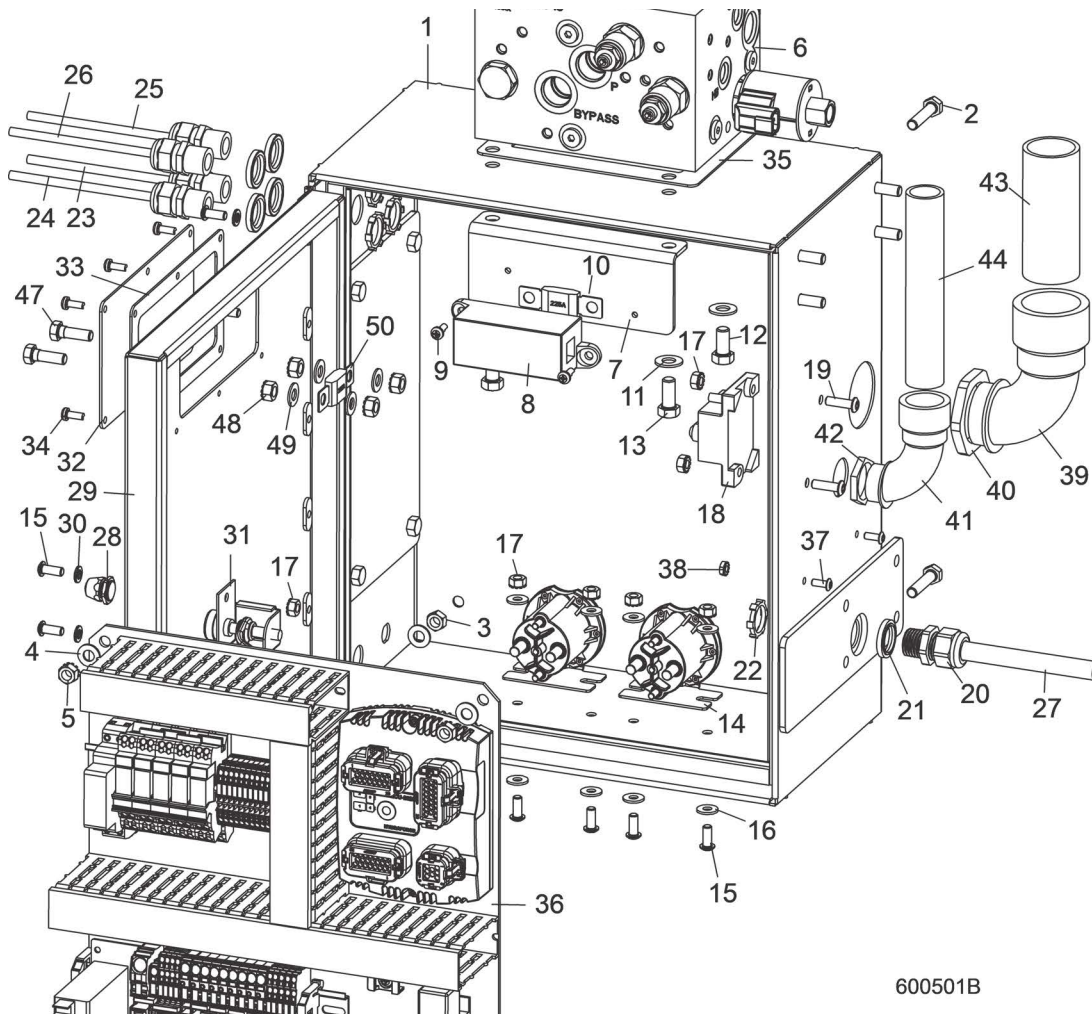


REF	PART #	DESCRIPTION	COMMENTS	QTY.
	078251	<b>CONTROL ASSEMBLY, LT70 HYDRAULIC DISTRIBUTION</b>	079292 replaced 078015, 079290 replaced 078018, 079289 replaced 079017; added 053339 Fuse and hardware (Rev. A5.02).	1
1	068238	Control Box, LT70 Hydraulic Head		1
2	F05006-119	Bolt, 5/16-18 x 1 1/2" Hex Head Full Thread SS 18-8		4
3	F05010-17	Nut, 5/16-18 Hex		4
4	F05011-17	Washer, 5/16" SAE Flat		8
5	F05010-20	Nut, 5/16-18 Keps		4
6		LT70 Hydraulic Head Control Manifold Parts (See Section 9.2)		
	078014	Fuse Assembly, LT70 Hydraulic Head		1
7	078013	Plate, LT70 Hydraulic Fuse		1
8	052371	Fuseholder, Mega Fuse		1
9	F05015-17	Bolt, #10-24 x 1/2" Ph Pan Hydraulic Type 23		2
10	053339	Fuse, 225A 32V Mega		1

**6** Control & Battery Boxes  
Power Box Assembly (Tier 2 - U.S. Only)

REF	PART #	DESCRIPTION	COMMENTS	QTY.
11	F05011-3	Washer, 3/8" SAE Flat		4
12	F05007-118	Bolt, 3/8-16 x 3/4" Hex Head Grade 5		2
13	F05007-185	Bolt, 3/8-16 x 7/8" Hex Head Grade 5		2
14	078091	Solenoid, 150A 12 SPST Cont. Duty IP66		2
15	F05005-128	Screw, 1/4-20 x 5/8" BHSC SS Gr2		12
16	F05011-11	Washer, 1/4" SAE Flat		8
17	F05010-9	Nut, 1/4-20 Keps		8
	015426	Diode Assembly, Solenoid Coil Chassis GND		2
18	078240	Breaker, 70A Hi-Amp Panel Mount		1
19	F05005-169	Bolt, 1/4-20 x 7/8" BHCS SS		2
20	051299	Connector, 1/2" NPT .17-.47		5
21	E20460	Ring, 1/2" Sealing		5
22	E20461	Nut, 1/2" NPT Connector Lock		5
23	078098	Cable Assembly, LT70 Hydraulic Feed Dir Sol		1
24	078099	Cable Assembly, LT70 Hydraulic Head Dir Sol		1
25	078200	Cable Assembly, LT70 Hydraulic Pressure/Relief		1
26	078199	Cable Assembly, Feed/Up/Down Prop		1
27	078006	Cable Assembly, LT70 Hydraulic CAN to Bed		1
28	078069	Cable Assembly, LT70 Hydraulic Transducer Int.		1
29	079292	Door Weldment, LT70 Super Hydraulic Head Control		1
30	F05011-14	Washer, 1/4 Split Lock		8
31	P20048	Latch, Electric Box Door		1
32	079289	Plate, LT70 Super Hydraulic Fuse Cover		1
33	079290	Seal, LT70 Super Hydraulic Fuse Cover		1
34	F05015-17	Bolt, #10-24x1/2 Ph Pan Hydraulic Type 23		6
35	068243	Seal, LT70 Hydraulic Manifold Base		1
36		Power Box Insert Parts (U.S. Only) ( <a href="#">See Section 6.12</a> )		
37	F05004-196	Screw, 10-24 x 1/2" BSHS Stainless Steel		2
38	F05010-14	Nut, #10-24 Keps		2
39	078120	Connector, 36mm KME 90 Elbow IP68		1
40	052324	Lock Nut, 36mm Polymer		1
41	078008	Connector, 23mm KME 90 Elbow IP68		1
42	052562	Nut, PG21		1
43	078005	Harness Assembly, LT70 Hydraulic Engine A		1
44	078250	Harness Assembly, LT70 Hydraulic Engine B		1
45	078094	ECU Assembly, LT70 Hydraulic Throttle		1
46	078077	Harness Assembly, LT70 Hydraulic Anlg Controller		1
47	F05006-1	Bolt, 5/16-18x1 HH		2
48	F05010-20	Nut, 5/16-18 Keps		4
49	F05011-17	Washer, 5/16 SAE Flat		4
50	053339	Fuse, 225A 32V Mega		1
51	078130	Connector, 1/2" NPT .23-.546 Cord Grip		1

## 6.8 Power Box Assembly (International Only)



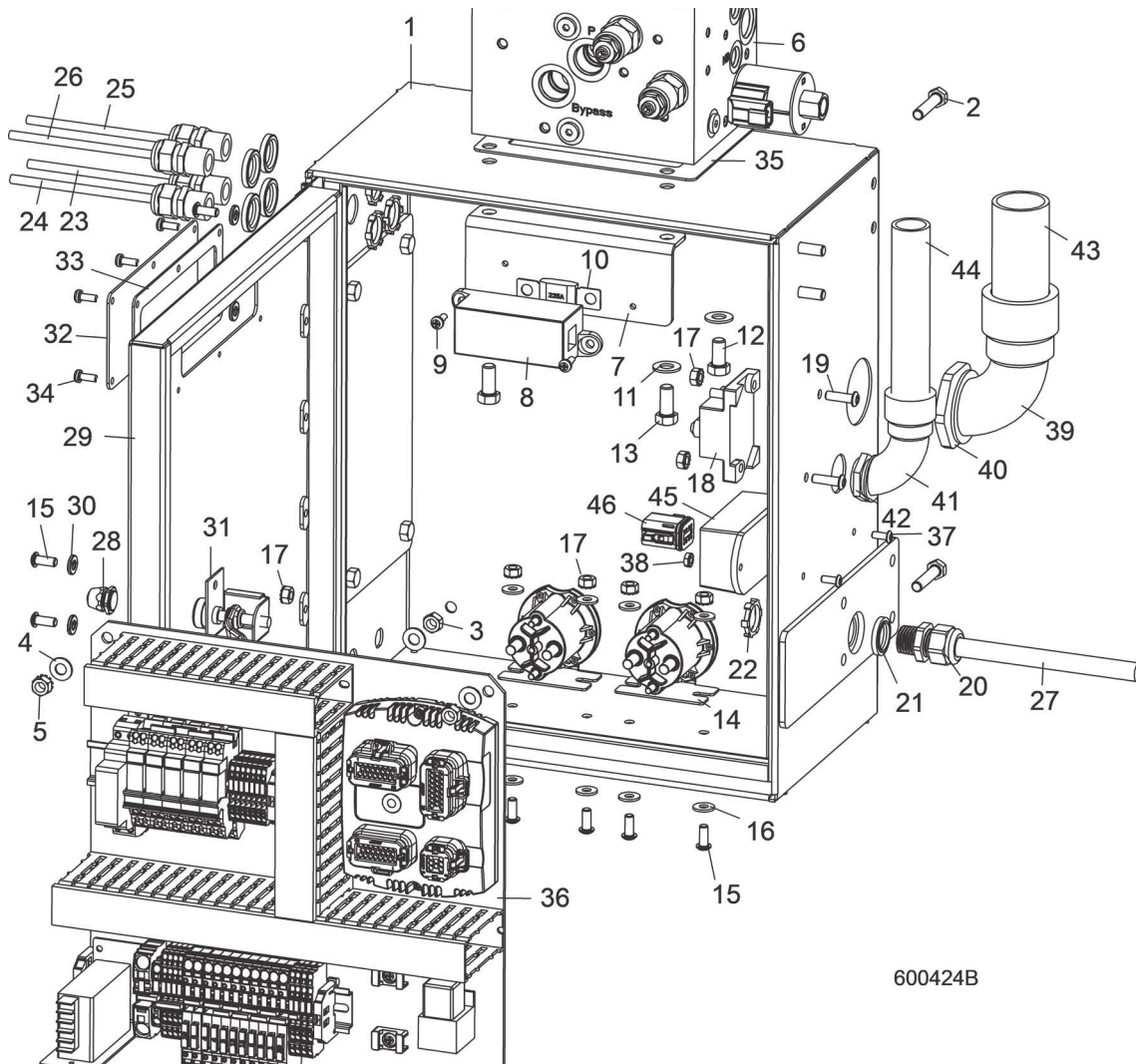
REF	PART #	DESCRIPTION	COMMENTS	QTY.
	078136	<b>CONTROL ASSEMBLY, LT70 HYDRAULIC HEAD</b>	079292 replaced 078015, 079290 replaced 078018, 079289 replaced 079017; added 053339 Fuse and hardware (Rev. A5.02). <b>INTERNATIONAL</b>	1
1	068238	Control Box, LT70 Hydraulic Head		1
2	F05006-119	Bolt, 5/16-18 x 1 1/2" Hex Head Full Thread SS 18-8		4
3	F05010-17	Nut, 5/16-18 Hex		4
4	F05011-17	Washer, 5/16" SAE Flat		8
5	F05010-20	Nut, 5/16-18 Keps		4
6	075212-1	LT70 Hydraulic Head Control Manifold Parts	<a href="#">See Section 9.2</a>	1
	078014	Fuse Assembly, LT70 Hydraulic Head		1
7	078013	Plate, LT70 Hydraulic Fuse		1
8	052371	Fuseholder, Mega Fuse		1
9	F05015-17	Bolt, #10-24 x 1/2" Ph Pan Hydraulic Type 23		2
10	053339	Fuse, 225A 32V Mega		1
11	F05011-3	Washer, 3/8" SAE Flat		4
12	F05007-118	Bolt, 3/8-16 x 3/4" Hex Head Grade 5		2
13	F05007-185	Bolt, 3/8-16 x 7/8" Hex Head Grade 5		2
14	078091	Solenoid, 150A 12 SPST Cont. Duty IP66		2

**6** Control & Battery Boxes  
Power Box Assembly (International Only)

REF	PART #	DESCRIPTION	COMMENTS	QTY.
15	F05005-128	Screw, 1/4-20 x 5/8" BHSC SS Gr2		12
16	F05011-11	Washer, 1/4" SAE Flat		8
17	F05010-9	Nut, 1/4-20 Keps		8
	015426	Diode Assembly, Solenoid Coil Chassis GND		2
18	053441	Breaker, 80A Hi-Amp Surface Mount	Replaced 078240 Breaker, 70A Hi-Amp Panel Mount to improve durability (Rev. A5.05).	1
19	F05005-169	Bolt, 1/4-20 x 7/8" BHCS SS		2
20	078130	Connector, 1/2" NPT .23-.546 Cord Grip		5
21	E20460	Ring, 1/2" Sealing		5
22	E20461	Nut, 1/2" NPT Connector Lock		5
23	078098	Cable Assembly, LT70 Hydraulic Feed Dir Sol		1
24	078099	Cable Assembly, LT70 Hydraulic Head Dir Sol		1
25	078200	Cable Assembly, LT70 Hydraulic Pressure/Relief		1
26	078199	Cable Assembly, Feed/Up/Down Prop		1
27	078006	Cable Assembly, LT70 Hydraulic CAN to Bed		1
28	078069	Cable Assembly, LT70 Hydraulic Transducer Int.		1
29	079292	Door Weldment, LT70 Super Hydraulic Head Control		1
30	F05011-14	Washer, 1/4 Split Lock		8
31	P20048	Latch, Electric Box Door		1
32	079289	Plate, LT70 Super Hydraulic Fuse Cover		1
33	079290	Seal, LT70 Super Hydraulic Fuse Cover		1
34	F05015-17	Bolt, #10-24x1/2 Ph Pan Hydraulic Type 23		6
35	068243	Seal, LT70 Hydraulic Manifold Base		1
36	078137	Power Box Insert Parts (International Only)	<a href="#">See Section 6.11</a>	1
37	F05004-196	Screw, 10-24 x 1/2" BSHS Stainless Steel		2
38	F05010-14	Nut, #10-24 Keps		2
39	078120	Connector, 36mm KME 90 Elbow IP68		1
40	052324	Lock Nut, 36mm Polymer		1
41	078008	Connector, 23mm KME 90 Elbow IP68		1
42	052562	Nut, PG21		1
43	078139	Harness Assembly, LT70 Hydraulic International Eng A		1
44	078140	Harness Assembly, LT70 Hydraulic International Eng B		1
45	F05006-1	Bolt, 5/16-18x1 HH		2
46	F05010-20	Nut, 5/16-18 Keps		4
47	F05011-17	Washer, 5/16 SAE Flat		4
48	053339	Fuse, 225A 32V Mega		1

## 6.9 Power Box Assembly

LT70Super Rev. A1.00 - A4.03



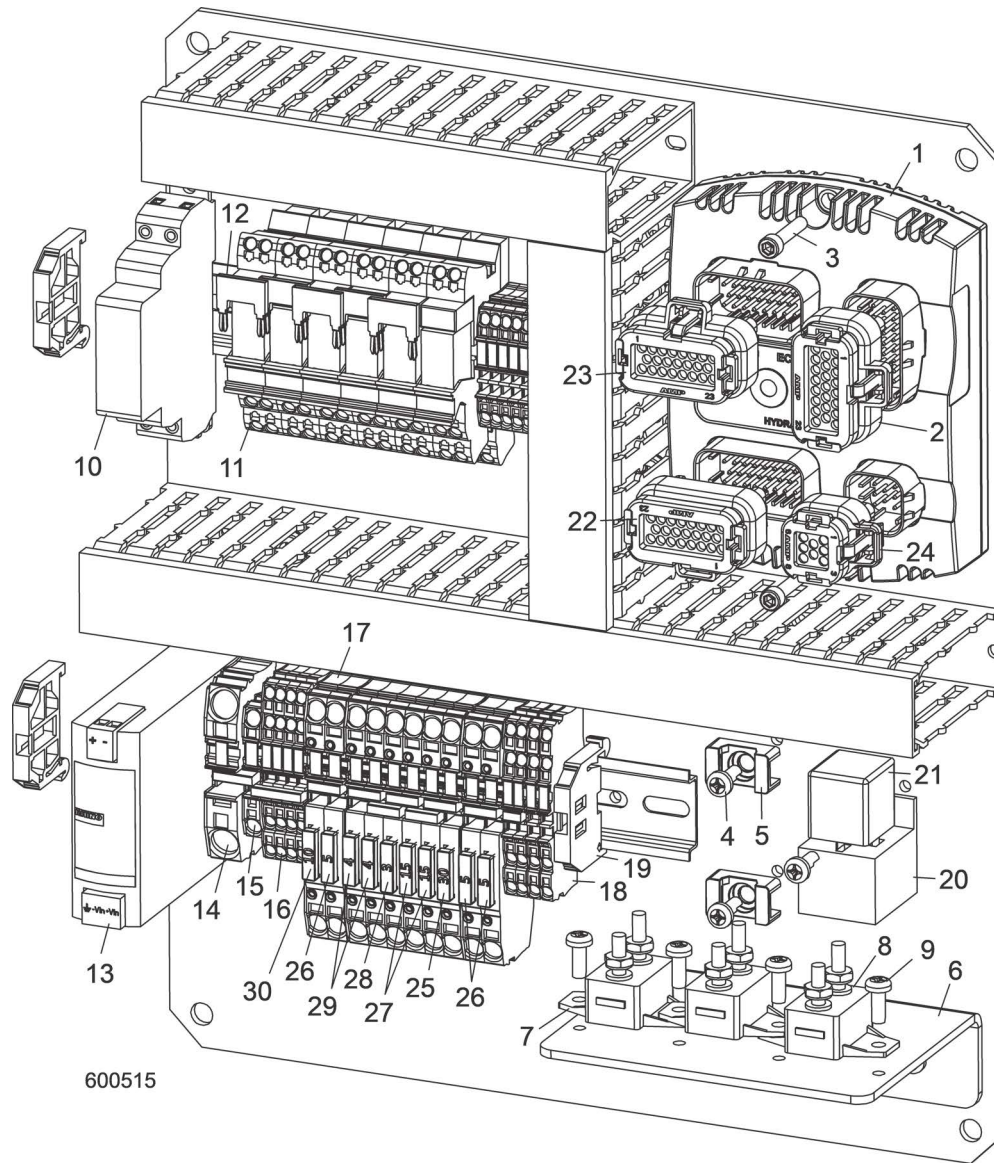
REF	PART #	DESCRIPTION	COMMENTS	QTY.
	068235	<b>CONTROL ASSEMBLY, LT70 HYDRAULIC DISTRIBUTION</b>		1
1	068238	Control Box, LT70 Hydraulic Head		1
2	F05006-119	Bolt, 5/16-18 x 1 1/2" Hex Head Full Thread SS 18-8		4
3	F05010-17	Nut, 5/16-18 Hex		4
4	F05011-17	Washer, 5/16" SAE Flat		8
5	F05010-20	Nut, 5/16-18 Keps		4
6		LT70 Hydraulic Head Control Manifold Parts (See Section 9.2)		
	078014	Fuse Assembly, LT70 Hydraulic Head		1
7	078013	Plate, LT70 Hydraulic Fuse		1
8	052371	Fuseholder, Mega Fuse		1
9	F05015-17	Bolt, #10-24 x 1/2" Ph Pan Hydraulic Type 23		2
10	053339	Fuse, 225A 32V Mega		1
11	F05011-61	Washer, 3/8" SAE Flat		4



REF	PART #	DESCRIPTION	COMMENTS	QTY.
12	F05007-118	Bolt, 3/8-16 x 3/4" Hex Head Grade 5		2
13	F05007-185	Bolt, 3/8-16 x 7/8" Hex Head Grade 5		2
14	078091	Solenoid, 150A 12 SPST Cont. Duty IP66		2
15	F05005-128	Screw, 1/4-20 x 5/8" BHSC SS Gr2		12
16	F05011-11	Washer, 1/4" SAE Flat		8
17	F05010-9	Nut, 1/4-20 Keps		8
	015426	Diode Assembly, Solenoid Coil Chassis GND		2
18	078240	Breaker, 70A Hi-Amp Panel Mount	078240 debarker breaker replaced 053440; 078200 and 078199 Cables Assemblies replaced 078100 and 078101 to improve operation (Rev. A4.00).	1
19	F05005-169	Bolt, 1/4-20 x 7/8" BHCS SS		2
20	051299	Connector, 1/2" NPT .17-.47		5
21	E20460	Ring, 1/2" Sealing		5
22	E20461	Nut, 1/2" NPT Connector Lock		5
23	078098	Cable Assembly, LT70 Hydraulic Feed Dir Sol		1
24	078099	Cable Assembly, LT70 Hydraulic Head Dir Sol		1
25	078200 <sup>1</sup>	Cable Assembly, LT70 Hydraulic Pressure/Relief		1
26	078199 <sup>1</sup>	Cable Assembly, Feed/Up/Down Prop		1
27	078006	Cable Assembly, LT70 Hydraulic CAN to Bed		1
28	078069	Cable Assembly, LT70 Hydraulic Transducer Int.		1
29	078015	Door Weldment, LT70 Hydraulic Head Control		1
30	F05011-14	Washer, 1/4 Split Lock		8
31	P20048	Latch, Electric Box Door		1
32	078017	Plate, LT70 Hydraulic Fuse Cover		1
33	078018	Seal, LT70 Hydraulic Fuse Cover		1
34	F05015-17	Bolt, #10-24x1/2 Ph Pan Hydraulic Type 23		6
35	068243	Seal, LT70 Hydraulic Manifold Base		1
36		Power Box Insert Parts ( <a href="#">See Section 6.10</a> )		
37	F05004-196	Screw, 10-24 x 1/2" BSHS Stainless Steel		2
38	F05010-14	Nut, #10-24 Keps		2
39	078120	Connector, 36mm KME 90 Elbow IP68		1
40	052324	Lock Nut, 36mm Polymer		1
41	078008	Connector, 23mm KME 90 Elbow IP68		1
42	052562	Nut, PG21		1
43	078005	Harness Assembly, LT70 Hydraulic Engine A		1
44	078007	Harness Assembly, LT70 Hydraulic Engine B		1
45	078094	ECU Assembly, LT70 Hydraulic Throttle		1
46	078077	Harness Assembly, LT70 Hydraulic Angl Controller		1

## 6.10 Power Box Insert Assembly (Tier 4 Only)

LT70Super Rev. A5.04+



REF	PART #	DESCRIPTION	COMMENTS	QTY.
	078424	<b>INSERT ASSEMBLY, LT70 HYDRAULIC HEAD CONTROL (TIER 4)</b>		1
1	078028-7	ECU Assembly, LT70 Hydraulic Head	078028-7 replaced 078028-6 per ECN 38206 on 12/2/21. Software updated to correct metric software bug (Rev. A5.11). Software updated to correct Hydraulic Oil Temperature fault from falsely occurring after the ignition is turned off (Rev. A5.06).	1
2	078072	Connector, AmpSeal 23-Pin Black		1
3	F05004-2	Bolt, 10-24 x 1" BO SHC		2
4	F05015-17	Bolt, #10-24 x 1/2" Ph Pan Hydraulic Type 23		7
5	F05089-12	Anchor, M6 Screw Mount Tie Wrap		2
	078000	Breaker Assembly, LT70 Hydraulic Head		1

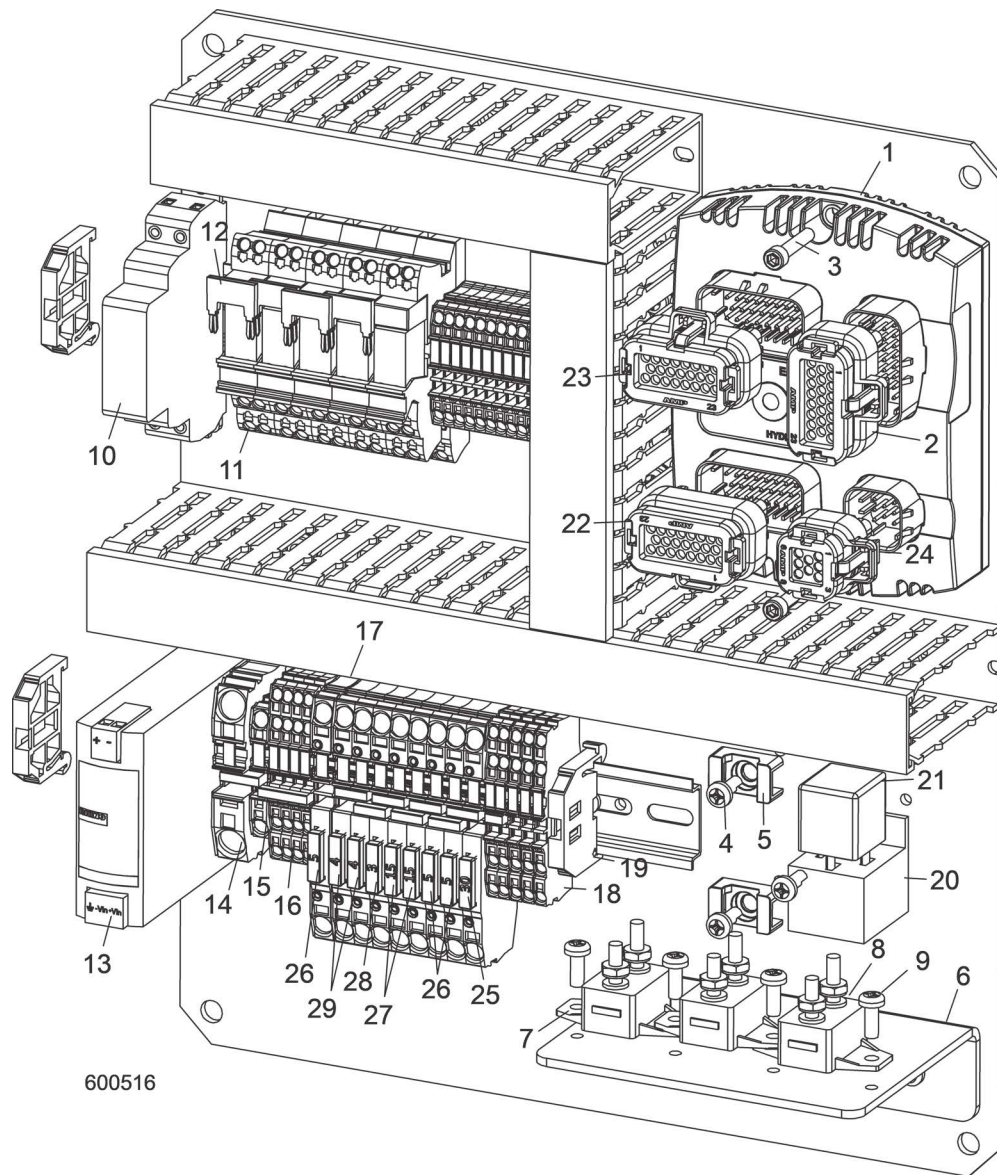
**6** Control & Battery Boxes  
 Power Box Insert Assembly (Tier 4 Only)

REF	PART #	DESCRIPTION	COMMENTS	QTY.
6	068297	Plate, LT70 Hydraulic Breaker		1
7	053464	Breaker, 10A Manual Reset		1
8	053464	Breaker, 10A Manual Reset		2
9	F05015-17	Bolt, #10-24x1/2 Ph Pan Hydraulic Type 23		4
10	069943	Relay, Solid State 8A DIN		1
11	078121	Relay, 1CO 12VDC 16A Clamp DIN		6
12	078122	Relay, 2Pos Jumper Wago 788		5
13	078427	Converter, 12VDC to 24VDC 25W 1A		1
14	068111	Terminal Block, 2 Pos 16mm GND Clamp		1
15	068107	Terminal Block, 2Pos 4mm GND Clamp		1
16	068104	Terminal Block, 4Pos 1.5mm GND Clamp		4
17	068122	Terminal Block, Fuse Auto 12V Ind Clamp		10
18	068103	Terminal Block, 4Pos 1.5mm Com Clamp		4
19	051986	Din Clamp, Screwless		4
20	050033	Socket, Plug Relay		1
21	051335	Relay, ISO 12V Coil w/Diode		1
22	078095	Harness Assembly, LT70 Hydraulic ECU1 P1		1
23	078096	Harness Assembly, LT70 Hydraulic ECU1 P2		1
24	078097	Harness Assembly, LT70 Hydraulic ECU1 P4		1
25	024150-30	Fuse, 30A ATO Blade Green		1
26	024150-5	Fuse, 5A ATO Blade Tan		3
27	024150-15	Fuse, 15A ATO Blade Blue		2
28	024150-3	Fuse, 3A ATO Blade Purple		1
29	024150-4	Fuse, 4A ATO Blade Pink		2
30	024150-10	Fuse, 10A ATO Blade Red		1



## 6.11 Power Box Insert Assembly (Tier 2 - International Only)

LT70Super Rev. A5.04+

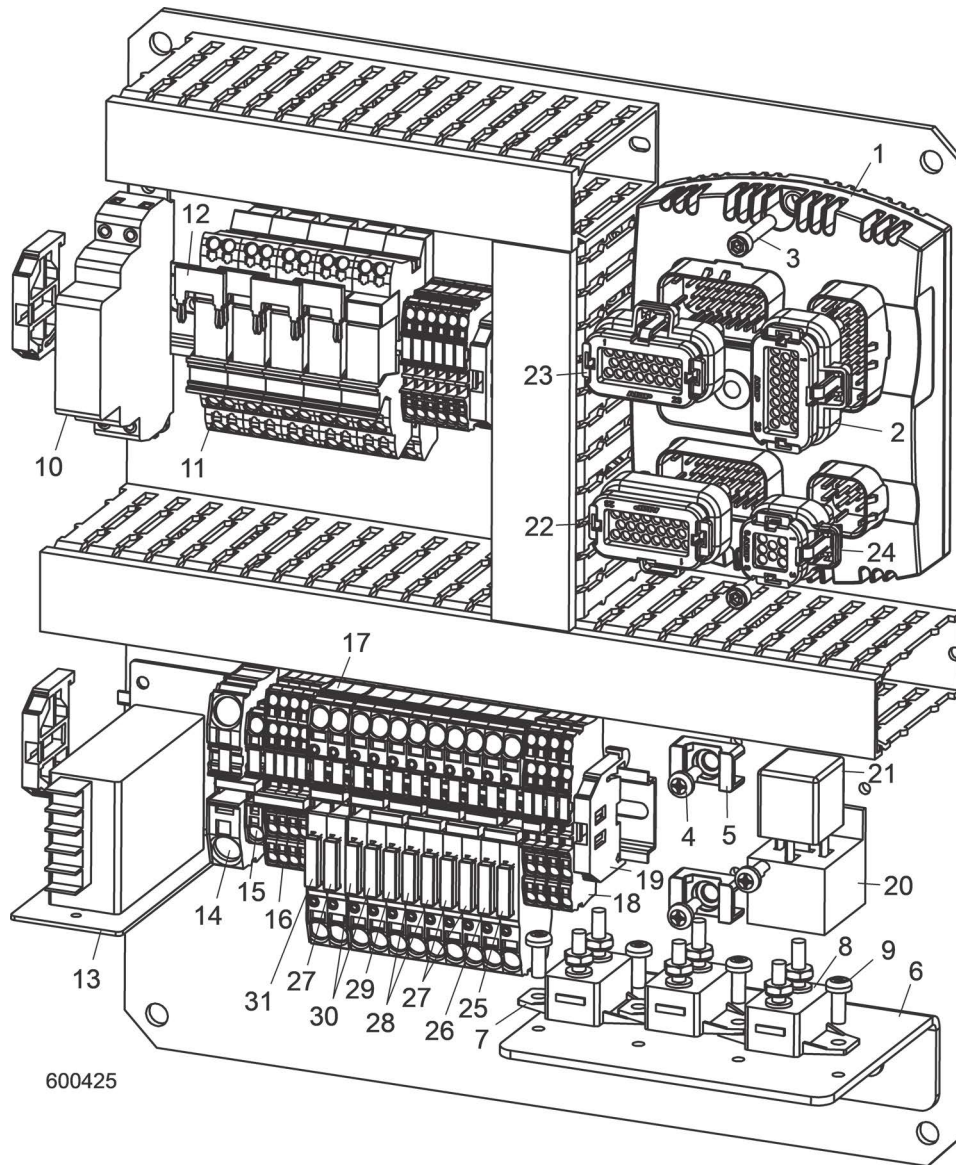


REF	PART #	DESCRIPTION	COMMENTS	QTY.
	078137	<b>INSERT ASSEMBLY, LT70 HYDRAULIC HEAD CONTROL (TIER 2)</b>	078028-6 replaced 078028-5 ECU Assembly, LT70 Hydraulic Head and 078427 replaced 068195 Converter Assembly, 12V-24V 15W Din (LT70HD Super Rev. A5.04).	1
1	078028-6	ECU Assembly, LT70 Hydraulic Head	Software updated to correct Hydraulic Oil Temperature fault from falsely occurring after the ignition is turned off (Rev. A5.06).	1
2	078072	Connector, AmpSeal 23-Pin Black		1
3	F05004-2	Bolt, 10-24 x 1" BO SHC		2
4	F05015-17	Bolt, #10-24 x 1/2" Ph Pan Hydraulic Type 23		7
5	F05089-12	Anchor, M6 Screw Mount Tie Wrap		2
	078000	Breaker Assembly, LT70 Hydraulic Head		1

REF	PART #	DESCRIPTION	COMMENTS	QTY.
6	068297	Plate, LT70 Hydraulic Breaker		1
7	053464	Breaker, 10A Manual Reset		1
8	053464	Breaker, 10A Manual Reset		2
9	F05015-17	Bolt, #10-24x1/2 Ph Pan Hydraulic Type 23		4
10	069943	Relay, Solid State 8A DIN		1
11	078121	Relay, 1CO 12VDC 16A Clamp DIN		5
12	078122	Relay, 2Pos Jumper Wago 788		4
13	078427	Converter, 12VDC to 24VDC 25W 1A		1
14	068111	Terminal Block, 2 Pos 16mm GND Clamp		1
15	068107	Terminal Block, 2Pos 4mm GND Clamp		1
16	068104	Terminal Block, 4Pos 1.5mm GND Clamp		4
17	068122	Terminal Block, Fuse Auto 12V Ind Clamp		9
18	068103	Terminal Block, 4Pos 1.5mm Com Clamp		5
19	051986	Din Clamp, Screwless		4
20	050033	Socket, Plug Relay		1
21	051335	Relay, ISO 12V Coil w/Diode		1
22	078095	Harness Assembly, LT70 Hydraulic ECU1 P1		1
23	078096	Harness Assembly, LT70 Hydraulic ECU1 P2		1
24	078097	Harness Assembly, LT70 Hydraulic ECU1 P4		1
25	024150-30	Fuse, 30A ATO Blade Green		1
26	024150-5	Fuse, 5A ATO Blade Tan		3
27	024150-15	Fuse, 15A ATO Blade Blue		2
28	024150-3	Fuse, 3A ATO Blade Purple		1
29	024150-4	Fuse, 4A ATO Blade Pink		2

## 6.12 Power Box Insert Assembly

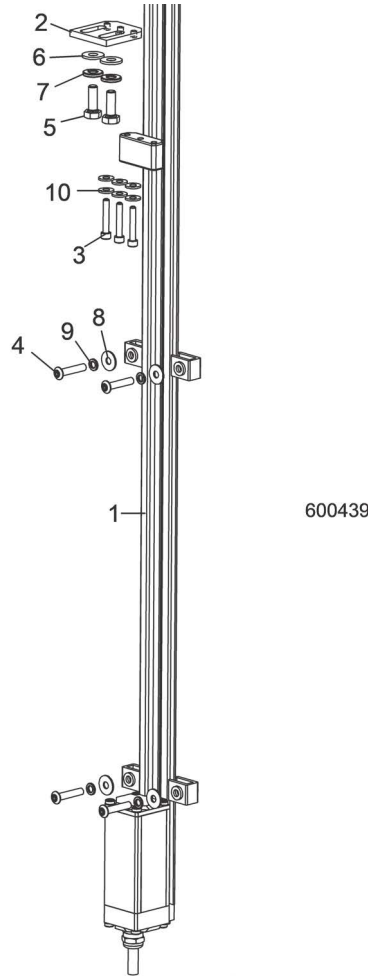
LT70Super Rev. A1.00 - A5.03



REF	PART #	DESCRIPTION	COMMENTS	QTY.
	068287	INSERT ASSEMBLY, LT70 HYDRAULIC HEAD CONTROL		1

REF	PART #	DESCRIPTION	COMMENTS	QTY.
1	078028-5	ECU Assembly, LT70 Hydraulic Head	078028-5 replaced 078028-4 LT70 Hydraulic Head ECU Assembly with previous software revision to improve operation (Rev. A4.07). 078028-4 replaced 078028-3 LT70 Hydraulic Head ECU Assembly with previous software revision to improve operation (Rev. A4.00). 078028-3 replaced 078028-2 LT70 Hydraulic Head ECU Assembly with previous software revision to improve operation (Rev. A3.00). 078028-2 replaced 078028 LT70 Hydraulic Head ECU Assembly with previous software revision to improve operation (Rev. A2.00).	1
2	078072	Connector, AmpSeal 23-Pin Black		1
3	F05004-2	Bolt, 10-24 x 1" BO SHC		2
4	F05015-17	Bolt, #10-24 x 1/2" Ph Pan Hydraulic Type 23		7
5	F05089-12	Anchor, M6 Screw Mount Tie Wrap		2
	078000	Breaker Assembly, LT70 Hydraulic Head		1
6	068297	Plate, LT70 Hydraulic Breaker		1
7	053464	Breaker, 10A Manual Reset		1
8	053464	Breaker, 10A Manual Reset		2
9	F05015-17	Bolt, #10-24x1/2 Ph Pan Hydraulic Type 23		4
10	069943	Relay, Solid State 8A DIN		1
11	078121	Relay, 1CO 12VDC 16A Clamp DIN		5
12	078122	Relay, 2Pos Jumper Wago 788		4
13	068195	Converter Assembly, 12V-24V 15W Din		1
14	068111	Terminal Block, 2 Pos 16mm GND Clamp		1
15	068107	Terminal Block, 2Pos 4mm GND Clamp		1
16	068104	Terminal Block, 4Pos 1.5mm GND Clamp		4
17	068122	Terminal Block, Fuse Auto 12V Ind Clamp		4
18	068103	Terminal Block, 4Pos 1.5mm Com Clamp		2
19	051986	Din Clamp, Screwless		4
20	050033	Socket, Plug Relay		1
21	051335	Relay, ISO 12V Coil w/Diode		1
22	078095	Harness Assembly, LT70 Hydraulic ECU1 P1		1
23	078096	Harness Assembly, LT70 Hydraulic ECU1 P2		1
24	078097	Harness Assembly, LT70 Hydraulic ECU1 P4		1
25	024150-30	Fuse, 30A ATO Blade Green		1
26	024150-1	Fuse, 1A ATO Blade Dark Grey		1
27	024150-5	Fuse, 5A ATO Blade Tan		1
28	024150-15	Fuse, 15A ATO Blade Blue		2
29	024150-3	Fuse, 3A ATO Blade Purple		1
30	024150-4	Fuse, 4A ATO Blade Pink		2
31	024150-10	Fuse, 10A ATO Blade Red		1

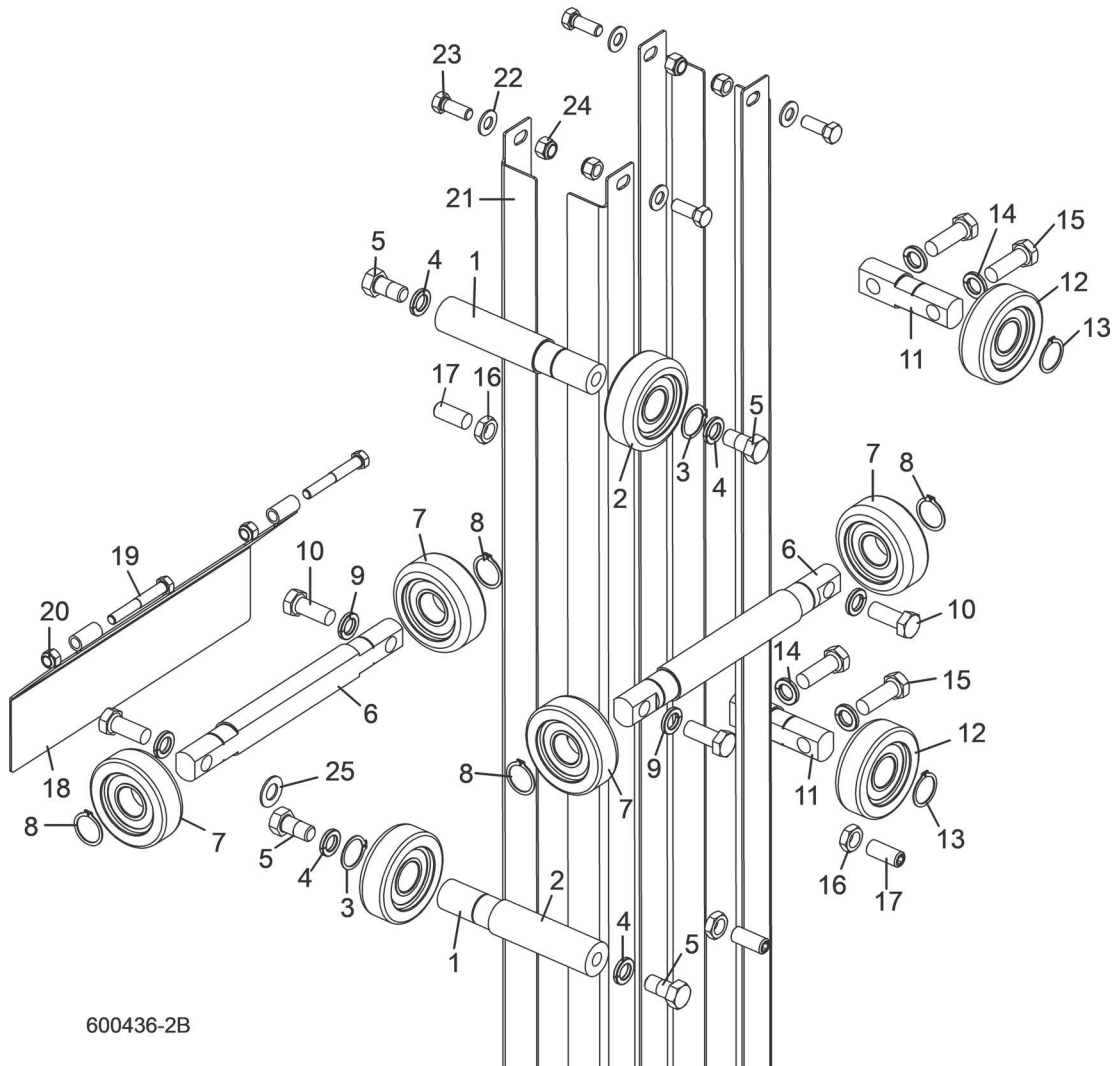
### 6.13 Transducer Assembly



REF	PART #	DESCRIPTION	COMMENTS	QTY.
	074573	<b>TRANSDUCER ASSEMBLY, LT70 HYDRAULIC MILL</b>	Available in assemblies only.	1
1	074571	Transducer, 36" Micropulse 4-20mA		1
	061347	Sensor Connector, PG9, Eurofast, M12, PI		1
2	078124	Plate, Transducer Magnet Mount		1
3	F05004-295	Screw, 8-32 x 1" SHC Brass		3
4	F05004-43	Screw, 10-24 x 1" SBHC		8
5	F05005-1	Bolt, 1/4-20 x 3/4" Full Thread Hex Head Cap		2
6	F05011-11	Washer, 1/4" SAE Flat		2
7	F05011-14	Washer, 1/4" Split Lock		2
8	F05011-18	Washer, #10 SAE Flat		8
9	F05011-20	Washer, #10 Split Lock		8
10	F05011-41	Washer, #8 SAE Flat		6

## SECTION 7 UP/DOWN SYSTEM

### 7.1 Up/Down Rollers & Covers



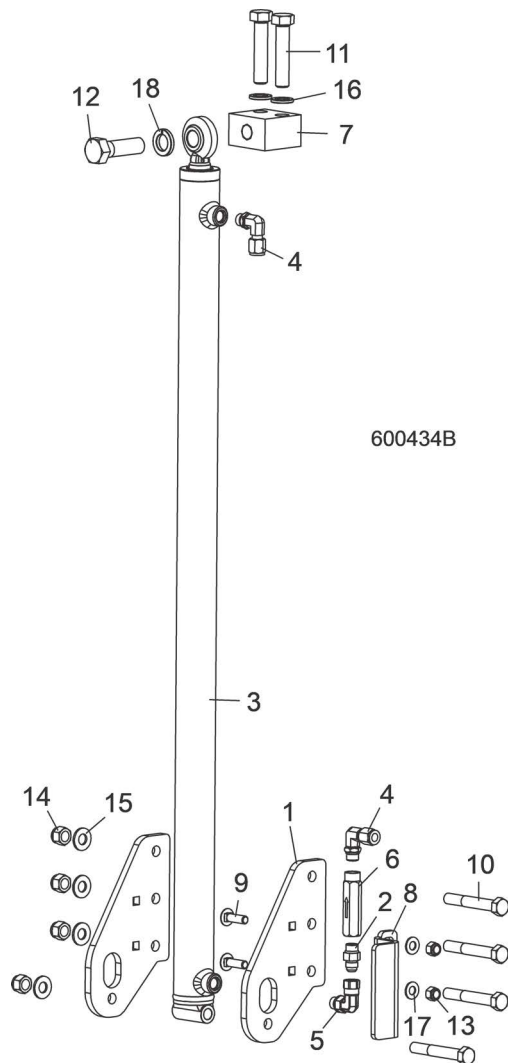
600436-2B

REF	PART #	DESCRIPTION	COMMENTS	QTY.
	034339	<b>ROLLER ASSEMBLY, INSIDE UP/DOWN</b>		2
1	033855	Shaft, Inside Up/Down Roller		1
2	023857	Bearing, MG305DDA		1
3	F04254-15	Ring, 1" Outside Retaining		1
4	F05011-9	Washer, 1/2" Split Lock		2
5	F05008-50	Bolt, 1/2-13 x 1" Hex Head Grade 2		2
	034337	<b>ROLLER ASSEMBLY, LONG UP/DOWN</b>		2
6	033853	Shaft, Long Up/Down Roller		1
7	023857	Bearing, MG305DDA		2
8	F04254-15	Ring, 1" Outside Retaining		2
9	F05011-9	Washer, 1/2" Split Lock		2
10	F05008-37	Bolt, 1/2-13 x 1 1/4" Hex Head Grade 5		2
	034338	<b>ROLLER ASSEMBLY, SHORT UP/DOWN</b>		2
11	033854	Shaft, Short Up/Down Roller		1



REF	PART #	DESCRIPTION	COMMENTS	QTY.
12	023857	Bearing, MG305DDA		1
13	F04254-15	Ring, 1" Outside Retaining		1
14	F05011-9	Washer, 1/2" Split Lock		2
15	F05008-33	Bolt, 1/2-13 x 1 1/2" Hex Head Grade 5		2
16	F05010-31	<b>NUT, 1/2-13 HEX JAM</b>		4
17	F05008-18	<b>SCREW, 1/2-13 X 1 1/4" BRASS TIP SET</b>		4
18	034277	<b>COVER WELDMENT, LOWER UP/DOWN ROLLER</b>		1
19	F05006-80	<b>BOLT, 5/16-18 X 2 1/2" HEX HEAD GRADE 5</b>		2
20	F05010-58	<b>NUT, 5/16-18 NYLON LOCK</b>		2
21	033827	<b>ANGLE, MAST TUBE STAINLESS</b>		4
22	F05011-3	<b>WASHER, 3/8" SAE FLAT</b>		8
23	F05007-87	<b>BOLT, 3/8-16 X 1" HEX HEAD GRADE 5</b>		4
24	F05010-10	<b>NUT, 3/8-16 NYLON LOCK</b>		6
25	074563	<b>WASHER, .53 X 1.00 X .06</b>		1
	F05007-5	<b>BOLT, 3/8-16 X 5" HEX HEAD (BOTTOM OF MAST)</b>		2

## 7.2 Up/Down Cylinder Assembly

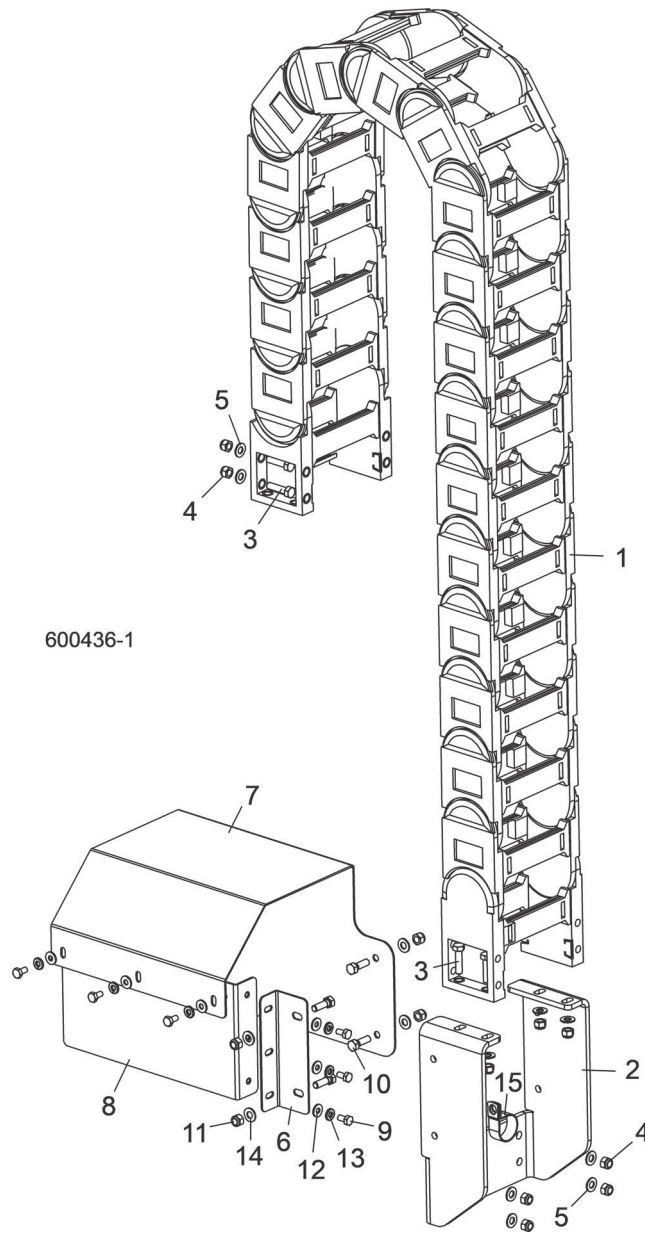


REF	PART #	DESCRIPTION	COMMENTS	QTY.
	074456	<b>UP/DOWN ASSEMBLY, LT70 HYDRAULIC MILL</b>	079252 replaced 074455 Up/Down Cylinder Assembly including 071284 Hydraulic Cylinder to improve quality (Rev. A5.01). 071289 Lower Cylinder Mount Plate modified to use with the new cylinder.	1
1	071289	Plate, Lower Cylinder Mount		2
	079252	Cylinder Assembly, LT70 Super Up/Down Prince		1
2	014687	Fitting, 3/8O-Ring-3/8JIC		1
3	078370	Cylinder, Prince 1-1/2 x 35 Hydraulic		1
	795356	Kit, seal up/down cylinder super 70	Seal kit 061209 was updated to 795356, Task: 154564	1
4	074540	Fitting, 6SAE-3/8 Tube 90° Bite Type		2
5	074576	Fitting, 6SAE-6JIC Swivel Nut 90° Elbow		1
6	075318	Velocity Fuse, 6 GPM 6SAE Female Ports		1
7	075196	Block, Upper Cylinder Mount		1
8	075319	Plate, Velocity Fuse Guard		1



REF	PART #	DESCRIPTION	COMMENTS	QTY.
9	F05007-127	Bolt, 3/8-16 x 1 1/4" Carriage Gr5		2
10	F05008-61	Bolt, 1/2-13 x 3 1/2" Hex Head Grade 5		4
11	F05009-37	Bolt, 5/8-11 x 3" Hex Head Grade 5		2
12	F05009-44	Bolt, 3/4-10 x 2 1/2" Hex Head Grade 5		1
13	F05010-10	Nut, 3/8-16 Hex Nylon Lock		2
14	F05010-8	Nut, 1/2-13 Nylon Hex Lock		4
15	F05011-2	Washer, 1/2" SAE Flat		4
16	F05011-27	Washer, 5/8" Split Lock		2
17	F05011-3	Washer, 3/8" Flat SAE		2
18	F05011-6	Washer, 3/4" Split Lock		1

### 7.3 Up/Down Vertical Chain Assembly

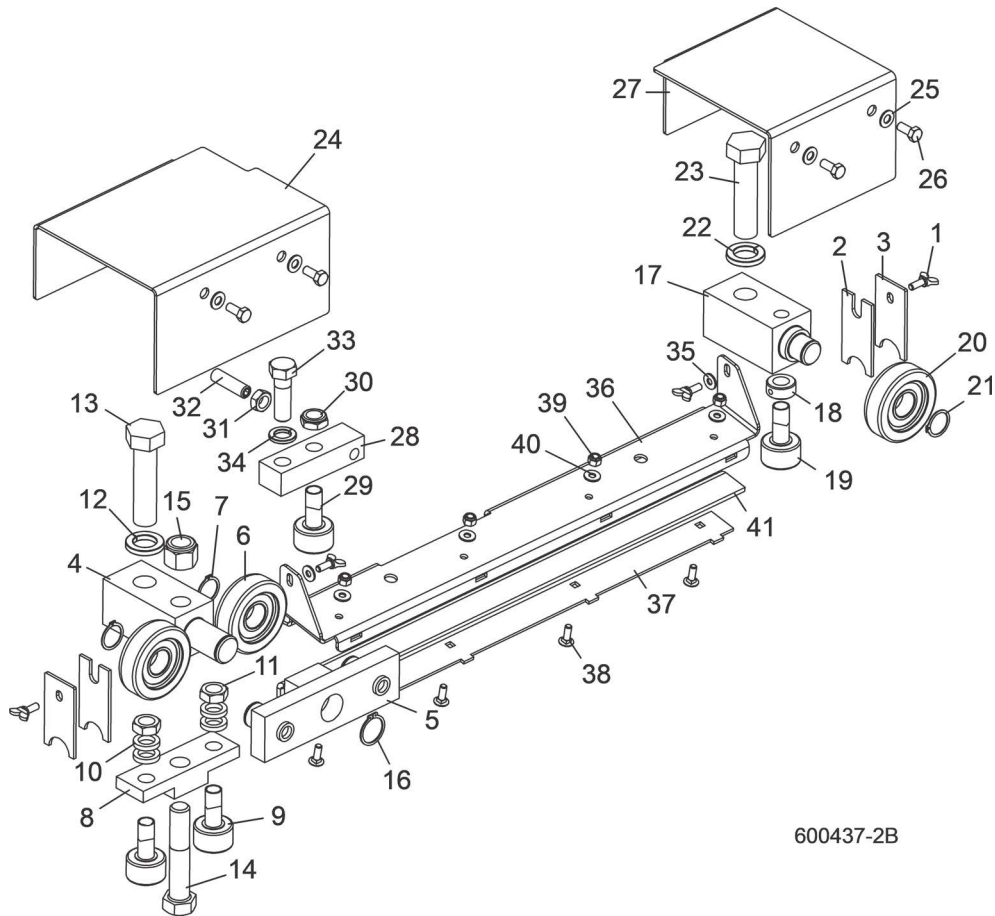


REF	PART #	DESCRIPTION	COMMENTS	QTY.
	074588	<b>CHAIN ASSEMBLY, LT70 HYDRAULIC VERTICAL ENERGY</b>		1
1	075211	Chain, Vertical Energy		1
2	078089	Plate, Energy Chain Lower Mount		1
3	F05006-93	Bolt, 5/16-18 x 1 1/4" Hex Head Full Thread Grade 5		8
4	F05010-58	Nut, 5/16-18 Nylok Hex		12
5	F05011-17	Washer, 5/16" SAE Flat		12
	074589	<b>COVER ASSEMBLY, HEAD MANIFOLD</b>		1
6	074590	Plate, Manifold Cover Mount		1
7	075311	Plate, Manifold Cover Top		1
8	075315	Side Weldment, Manifold Cover		1
9	F05005-15	Bolt, 1/4-20 x 1/2" Hex Head		6
10	F05006-1	Bolt, 5/16-18 x 1" Hex Head		4

REF	PART #	DESCRIPTION	COMMENTS	QTY.
11	F05010-58	Nut, 5/16-18 Nylon Lock Hex		4
12	F05011-11	Washer, 1/4" SAE Flat		6
13	F05011-14	Washer, 1/4" Split Lock		6
14	F05011-17	Washer, 5/16" SAE Flat		4
15	038482	<b>CLAMP, 1 1/4" CARBON STEEL CONDUIT</b>		1

## SECTION 8 FEED SYSTEM & TRACK ROLLERS

### 8.1 Upper Track Rollers And Wipers

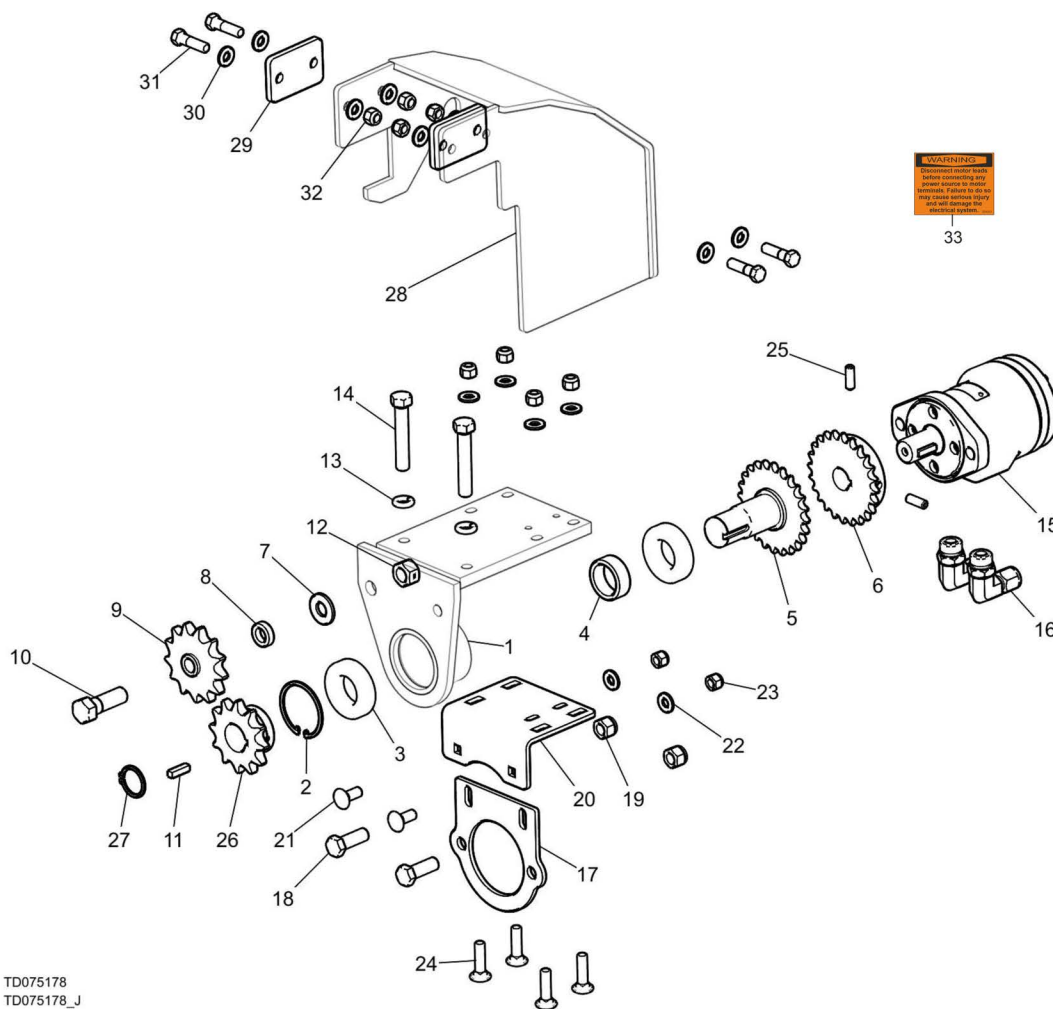


600437-2B

REF	PART #	DESCRIPTION	COMMENTS	QTY.
1	F05005-64	<b>BOLT, 1/4-20 X 5/8" WING</b>		4
2	M04113	<b>WIPER, TOP RAIL</b>		2
3	034229	<b>PLATE, TRACK WIPER</b>		2
	042506	<b>ROLLER ASSEMBLY, FRONT UPPER TRACK</b>		1
4	042505	Block, Upper Roller Mount		1
5	042507	Block Assembly, Upper Roller		1
6	023857	Bearing, MG305DDA		2
7	F04254-15	Ring, 1" Outer Retaining		2
8	042500	Block, Track Bearing Mount		1
9	012797	Bearing, 1 1/2" Track		2
10	S12480	Spacer, 41/64" x 1" x 3/16"		4
11	F05010-11	Nut, 5/8-18 Hex Jam		2
12	F05011-46	Washer, 7/8" Split Lock		1
13	F05014-1	Bolt, 7/8-14 x 3 1/2" Hex Head Grade 5		1
14	F05013-3	Bolt, 3/4-10 x 4" Hex Head Grade 5		1
15	F05010-103	Nut, 3/4-10 Hex Nylon Lock		1
16	F04254-36	Ring, 1 1/8" Outer Retaining		1
	034231	<b>ROLLER ASSEMBLY, REAR UPPER TRACK</b>		1
17	034230	Block, Upper Roller Mount		1

REF	PART #	DESCRIPTION	COMMENTS	QTY.
18	P05035	Collar, 5/8" ID Lock		1
19	012797	Bearing, 1 1/2" Track		1
20	023857	Bearing, MG305DDA		1
21	F04254-15	Ring, 1" Outer Retaining		1
22	F05011-46	Washer, 7/8" Split Lock		1
23	F05014-1	Bolt, 7/8-14 x 3 1/2" Hex Head Grade 5		1
24	033942	<b>COVER, FRONT UPPER TRACK ROLLER</b>		1
25	F05011-17	<b>WASHER, 5/16" SPLIT LOCK</b>		4
26	F05006-102	<b>BOLT, 5/16-18 X 3/4" HEX HEAD</b>		4
27	038876	<b>GUARD, REAR TOP ROLLER W/PF GUARD</b>		1
28	017884	<b>BLOCK, MIDDLE UPPER TRACK ROLLER MOUNT</b>		1
29	012797	<b>BEARING, 1 1/2" TRACK</b>		1
30	F05010-101	<b>NUT, 5/8-18 NYLON HEX JAM</b>		1
31	F05010-16	<b>NUT, 1/2-20 HEX JAM</b>		1
32	F05008-112	<b>SCREW, 1/2-20 X 1 3/4" FLAT POINT SET</b>		1
33	F05009-2	<b>BOLT, 5/8-11 X 2" HEX HEAD</b>		1
34	F05011-118	<b>WASHER, 5/8" SPLIT LOCK GRADE 8</b>		1
35	F05011-11	<b>WASHER, 1/4" SAE FLAT</b>		2
	110614	<b>COVER ASSEMBLY, LT28/35/70 TRACK</b>		1
36	110610	Cover, Mid Track, LT28, LT35, LT70		1
37	110611	Retainer, Felt Oiler		1
38	F05005-113	Bolt, 1/4-20x3/4 Carriage		4
39	F05010-69	Nut, 1/4-20 Nylock		4
40	F05011-11	Washer, 1/4 SAE Flat		4
41	S09915	Felt, Middle Track Oiler LT40/50/70		1

## 8.2 Power Feed Assembly

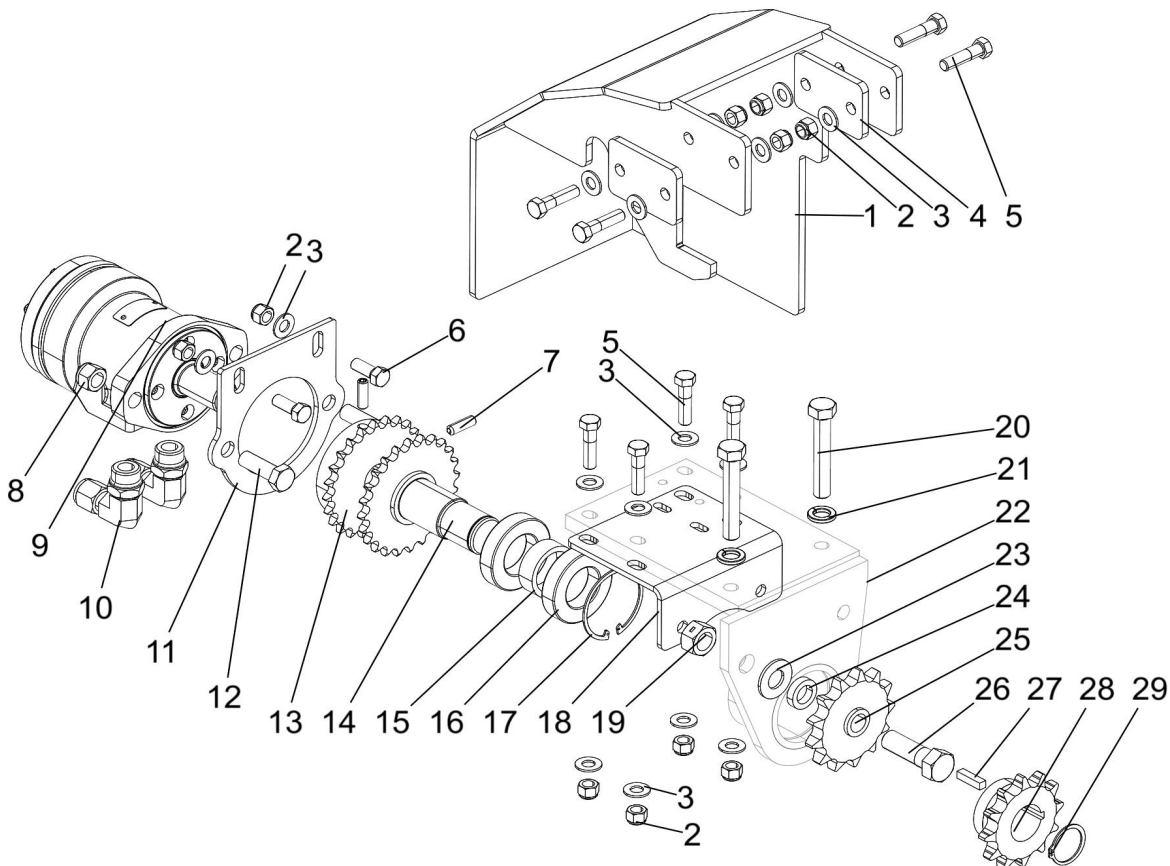


TD075178  
TD075178\_J

REF	PART #	DESCRIPTION	COMMENTS	QTY.
	075178	Feed Assembly, LT70 Hyd		1
1	034850	Mount Weldment, Power Feed		1
2	F04254-12	Ring, 62mm IR		1
3	034852	Bearing, 6007-SRS 35x62x14		2
4	034856	Spacer, 1.390x1.75x.585		1
5	110261	Weldment, LT70 Hyd Pwr Feed Shaft		1
6	034851	Sprocket, 40B24x1		1
7	F05011-5	Washer, 5/8 SAE Flat		1
8	017719	Spacer, .63x1.00x.25		1
9	034224	Sprocket, 60BB13Hx5/8 Idler		1
10	F05009-2	BOLT, 5/8-11X2 HEX HD GR2, ZN		1
11	S21486	Key, 1/4x1		1
12	F05010-4	Nut, 5/8-11 Swaged Hex		1
13	F05011-9	Washer, 1/2 Split Lock		2
14	F05008-62	BOLT, 1/2-20 X 3 HH FULL THD ZN		2
	074803	Assembly, Super 70 Hyd 75cc Disp Feed Motor		1
15	078227	Motor, Hydraulic 75cc Disp 1" Shaft		1
16	074541	Fitting, 10SAE-1/2 Tube 90° Bite Type		2

REF	PART #	DESCRIPTION	COMMENTS	QTY.
17	075180	Plate, Hydraulic Feed Motor Mount		1
18	F05008-33	Bolt, 1/2-13x1 1/2 HH Gr5		2
19	F05010-8	Nut, 1/2-13 Nyl Hex Lock		2
20	075181	Plate, Hydraulic Feed Mount		1
21	F05007-165	Bolt, 3/8-16x1 Carriage, Zinc Gr 5		2
22	F05011-3	Washer, 3/8 Flat SAE		6
23	F05010-10	Nut, 3/8-16 Hex Nyl Lock		6
24	F05007-85	BOLT, 3/8-16 X 1-1/2 CB		4
25	F05006-165	Screw, 5/15-18x1 SH Set, Cup Point		2
26	110260	Sprocket, 60B12x1-1/4 Machined		1
27	F04254-43	Ring, 1 1/4 External 5100-125		1
	074587	Assembly, LT70 Hyd Feed Motor Cover		1
28	074586	Weldment, Hyd Feed Motor Cover		1
29	038874	Spacer, LT70 PF Guard		2
30	F05011-3	Washer, 3/8 Flat SAE		8
31	F05007-78	Bolt, 3/8-16X1 1/2 HH Gr5, Znc		4
32	F05010-10	Nut, 3/8-16 Hex Nyl Lock		4
33	024431	<b>DECAL, DISCONNECT MOTOR LEADS WARNING (DC ONLY)</b>		1

LT70 SuperRev. A4.06+

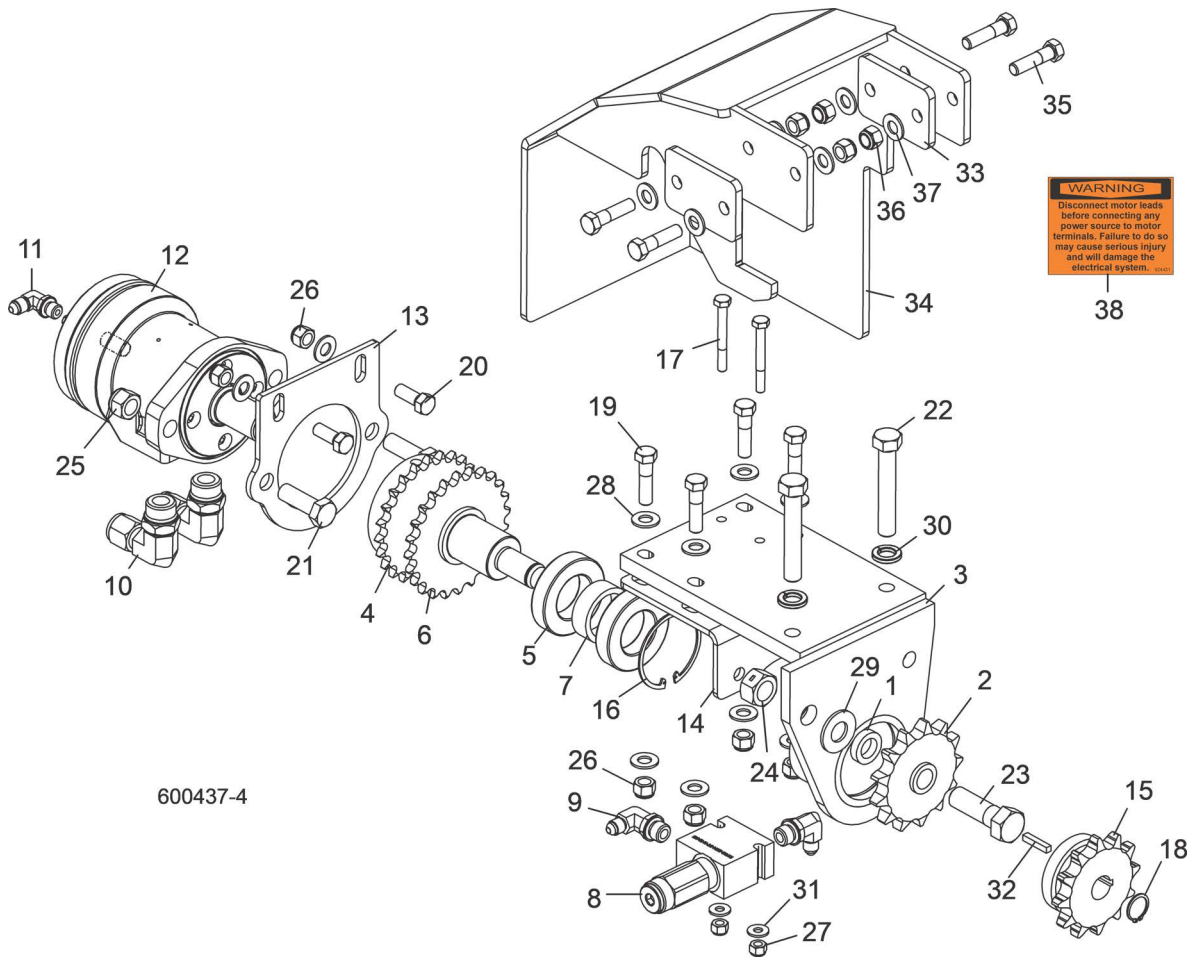


REF	PART #	DESCRIPTION	COMMENTS	QTY.
	074587	<b>COVER ASSEMBLY, LT70 HYDRAULIC FEED MOTOR</b>		1
1	074586	Wldmnt, Hyd Feed Motor Cover		1
2	F05010-10	Nut, 3/8-16 Hex Nyl Lock	4 used in 074587 and 6 used in 075178	10
3	F05011-3	Washer, 3/8 Flat SAE	8 used in 074587 and 10 used in 075178	18
4	038874	Spacer, LT70 PF Guard		2
5	F05007-78	Bolt, 3/8-16X1 1/2 HH Gr5, Znc	4 used in 074587 and 4 used in 075178	8
	075178	<b>FEED ASSEMBLY, LT70 HYDRAULIC</b>		1
6	F05007-87	Bolt, 3/8-16x1 Gr5 HH		2
7	F05006-165	Screw, 5/15-18x1 SH Set, Cup Point		2
8	F05010-8	Nut, 1/2-13 Nyl Hex Lock		2
9	078227	Motor, Hydraulic 75cc Disp 1" Shaft		1
10	074541	Fitting, 10SAE-1/2 Tube 90° Bite Type		2
11	075180	Plate, Hydraulic Feed Motor Mount		1
12	F05008-33	Bolt, 1/2-13x1 1/2 HH Gr5		2
13	034851	Sprocket, 40B24x1		1
14	110261	Wldmt, LT70 Hyd Pwr Feed Shaft		1
15	034856	Spacer, 1.390x1.75x.585		1
16	034852	Bearing, 6007-SRS 35x62x14		2
17	F04254-12	Ring, 62mm IR		1
18	075181	Plate, Hydraulic Feed Mount		1
19	F05010-4	Nut, 5/8-11 Swaged Hex		1
20	F05008-62	BOLT, 1/2-20 X 3 HH FULL THD ZN		2
21	F05011-9	Washer, 1/2 Split Lock		2
22	034850	Mount Wldmnt, Power Feed		1
23	F05011-5	Washer, 5/8 SAE Flat		1
24	017719	Spacer, .63x1.00x.25		1
25	034224	Sprocket, 60BB13Hx5/8 Idler		1
26	F05009-2	BOLT, 5/8-11X2 HEX HD GR2, ZN		1
27	S21486	Key, 1/4x1		1
28	110260	Sprocket, 60B12x1-1/4 Machined		1
29	F04254-61	Ring, 1-1/4"x.05 External Retaining		1
	024431	Decal, Disconnect Motor Leads Warning (DC Only)	Not Shown	1



### 8.3 Power Feed Assembly

LT70 SuperRev. A4.00 - A4.05



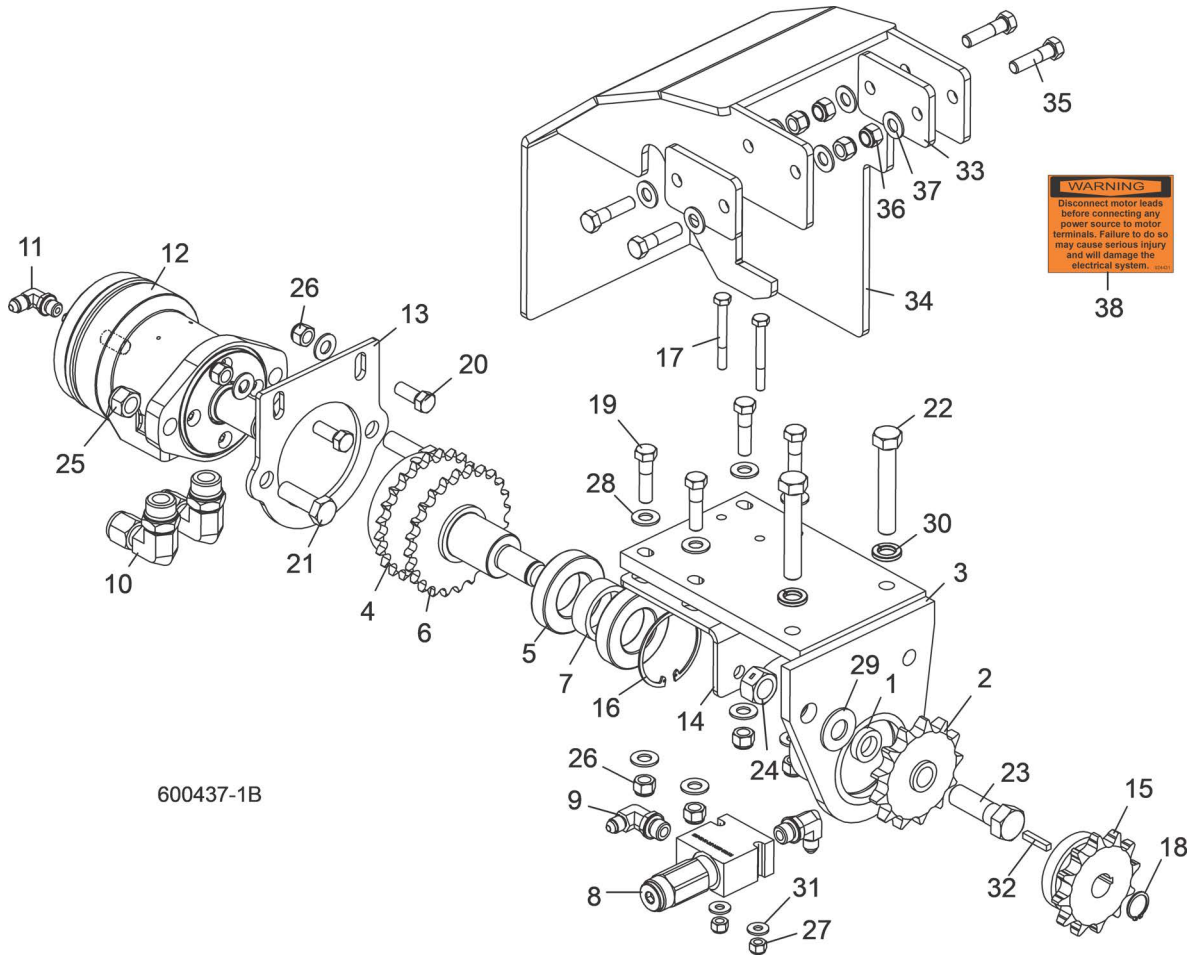
600437-4

REF	PART #	DESCRIPTION	COMMENTS	QTY.
	075178	<b>FEED ASSEMBLY, LT70 HYDRAULIC</b>		1
1	017719	Spacer, .63x1.00x.25		1
2	034224	Sprocket, 60BB13Hx5/8 Idler		1
3	034850	Mount Weldment, Power Feed		1
4	034851	Sprocket, 40B24x1		1
5	034852	Bearing, 6007-2RS 35x62x14		2
6	074702	Shaft Weldment, LT60/70 Power Feed		1
7	034856	Spacer, 1.390x1.75x.585		1
	074802	Valve Assembly, Super 70 Feed 1500psi Relief		1
8	078239	Valve, Relief RV08-20H 1500psi		1
9	074544	Fitting, 6SAE-4JIC 90° Elbow		2
	074803	Motor Assembly, Super 70 Hyd 75cc Disp Feed		1
10	074541	Fitting, 10SAE-1/2 Tube 90° Bite Type		2
11	074543	Fitting, 4SAE-4JIC 90° Elbow		1
12	078227	Motor, Hydraulic 75cc Disp 1" Shaft		1
	078198	Seal Kit, Char-Lynn S Series 012 Motor		1
13	075180	Plate, Hydraulic Feed Motor Mount		1

REF	PART #	DESCRIPTION	COMMENTS	QTY.
14	075181	Plate, Hydraulic Feed Mount		1
15	075278	Sprocket, 60B12x3/4 Modified		1
16	F04254-12	Ring, 62mm IR Din #472 Retaining		1
17	F05005-72	Screw, 1/4-20x2 1/4" Hex Head Cap Grade 5		2
18	F04254-46	Ring, 3/4 5100-75 Ext Retaining		1
19	F05007-78	Bolt, 3/8-16 x 1 1/2" Hex Head Grade 5		4
20	F05007-87	Bolt, 3/8-16 x 1" Hex Head Grade 5		2
21	F05008-33	Bolt, 1/2-13 x 1 1/2" Hex Head Grade 5		2
22	F05008-62	Bolt, 1/2-20 x 3 FT Hex Head		2
23	F05009-2	Bolt, 5/8-11 x 2" Hex Head Grade 2		1
24	F05010-4	Nut, 5/8-11 Swaged Hex		1
25	F05010-8	Nut, 1/2-13 Nylon Hex Lock		2
26	F05010-10	Nut, 3/8-16 Hex Nylon Lock		6
27	F05010-69	Nut, 1/4-20 Nylon Lock		2
28	F05011-3	Washer, 3/8" Flat SAE		10
29	F05011-5	Washer, 5/8" SAE Flat		1
30	F05011-9	Washer, 1/2" Split Lock		2
31	F05011-11	Washer, 1/4" SAE Flat		2
32	S31027	Key, 3/16" SQ x1" Long		1
	017724	Link, #40 Double, Connecting		1
	036196	Chain, Dbl #40x11 1/2 CTC		1
	074587	<b>COVER ASSEMBLY, LT70 HYDRAULIC FEED MOTOR</b>		1
33	038874	Spacer, LT70 PF Guard		2
34	074586	Weldment, Hydraulic Feed Motor Cover		1
35	F05007-78	Bolt, 3/8-16 x 1 1/2" Hex Head Grade 5		4
36	F05010-10	Nut, 3/8-16 Hex Nylon Lock		4
37	F05011-3	Washer, 3/8" Flat SAE		8
38	024431	<b>DECAL, DISCONNECT MOTOR LEADS WARNING (DC ONLY)</b>		1

### 8.4 Power Feed Assembly

LT70 SuperRev. A1.00 - A3.01

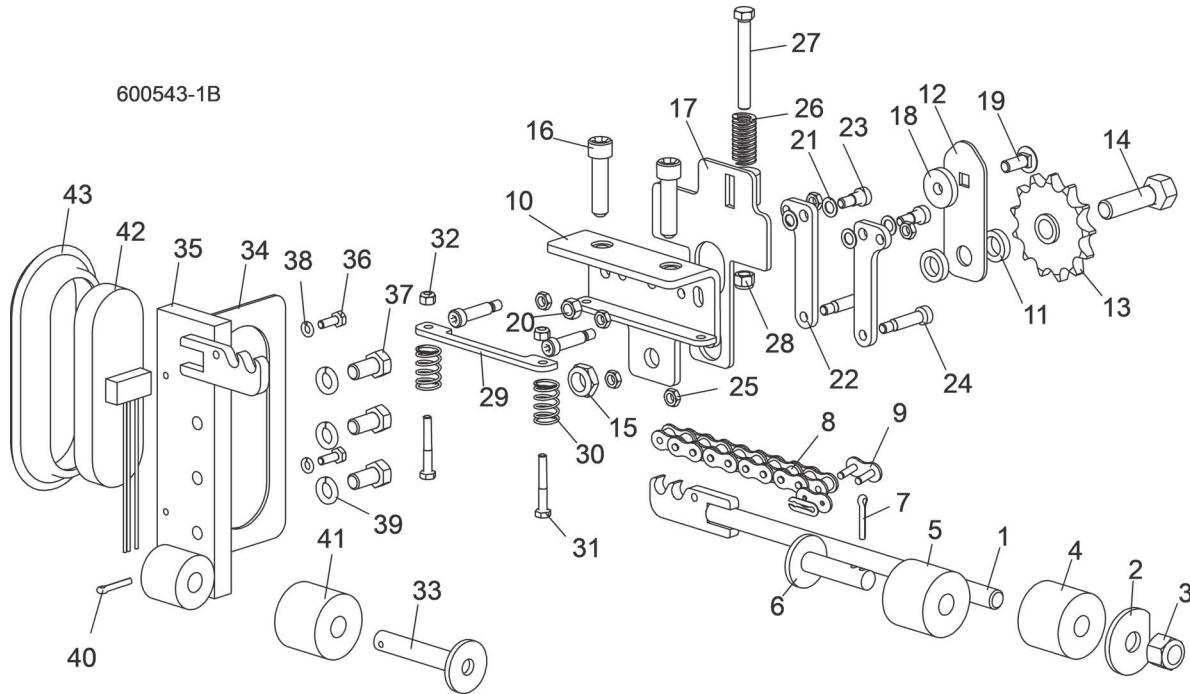


REF	PART #	DESCRIPTION	COMMENTS	QTY.
	075178	<b>FEED ASSEMBLY, LT70 HYDRAULIC</b>	Power feed assembly modified to improve durability (6/15). Changes include adding 074478 Sprocket, 074702 Shaft Weldment, F04254-46 Ring and S31027 Key; removing 075278 Sprocket, 034855 Shaft Weldment, F05007-7 Bolt, S02779 Washer, S03060 Key.	1
1	017719	Spacer, .63x1.00x.25		1
2	034224	Sprocket, 60BB13Hx5/8 Idler		1
3	034850	Mount Weldment, Power Feed		1
4	034851	Sprocket, 40B24x1		1
5	034852	Bearing, 6007-2RS 35x62x14		2
6	074702	Shaft Weldment, LT60/70 Power Feed		1
7	034856	Spacer, 1.390x1.75x.585		1
	074545	Valve Assembly, LT70 Hydraulic Feed Relief		1
8	074511	Valve, RV08-20H Direct-Acting Rel		1
9	074544	Fitting, 6SAE-4JIC 90° Elbow		2
	074583	Motor Assembly, Super 70 Hydraulic		1
10	074541	Fitting, 10SAE-1/2 Tube 90° Bite Type		2

REF	PART #	DESCRIPTION	COMMENTS	QTY.
11	074543	Fitting, 4SAE-4JIC 90° Elbow		1
12	075179	Motor, Hydraulic 103-3539-012		1
	078198	Seal Kit, Char-Lynn S Series 012 Motor		1
13	075180	Plate, Hydraulic Feed Motor Mount		1
14	075181	Plate, Hydraulic Feed Mount		1
15	074478	Sprocket, 60B12x3/4 Modified	5	1
16	F04254-12	Ring, 62mm IR Din #472 Retaining		1
17	F05005-72	Screw, 1/4-20x2 1/4" Hex Head Cap Grade 5		2
18	F04254-56	Ring, 3/4 5100-75 Ext Retaining		1
19	F05007-78	Bolt, 3/8-16 x 1 1/2" Hex Head Grade 5		4
20	F05007-87	Bolt, 3/8-16 x 1" Hex Head Grade 5		2
21	F05008-33	Bolt, 1/2-13 x 1 1/2" Hex Head Grade 5		2
22	F05008-62	Bolt, 1/2-20 x 3 FT Hex Head		2
23	F05009-2	Bolt, 5/8-11 x 2" Hex Head Grade 2		1
24	F05010-4	Nut, 5/8-11 Swaged Hex		1
25	F05010-8	Nut, 1/2-13 Nylon Hex Lock		2
26	F05010-10	Nut, 3/8-16 Hex Nylon Lock		6
27	F05010-69	Nut, 1/4-20 Nylon Lock		2
28	F05011-3	Washer, 3/8" Flat SAE		10
29	F05011-5	Washer, 5/8" SAE Flat		1
30	F05011-9	Washer, 1/2" Split Lock		2
31	F05011-11	Washer, 1/4" SAE Flat		2
32	S31027 <sup>1</sup>	Key, 3/16" SQ x1" Long		1
	017724	Link, #40 Double, Connecting		1
	036196	Chain, Dbl #40x11 1/2 CTC		1
	074587	<b>COVER ASSEMBLY, LT70 HYDRAULIC FEED MOTOR</b>		1
33	038874	Spacer, LT70 PF Guard		2
34	074586	Weldment, Hydraulic Feed Motor Cover		1
35	F05007-78	Bolt, 3/8-16 x 1 1/2" Hex Head Grade 5		4
36	F05010-10	Nut, 3/8-16 Hex Nylon Lock		4
37	F05011-3	Washer, 3/8" Flat SAE		8
38	024431	<b>DECAL, DISCONNECT MOTOR LEADS WARNING (DC ONLY)</b>		1

## 8.5 Feed Chain/Stop

LT70SuperRev. A5.08+

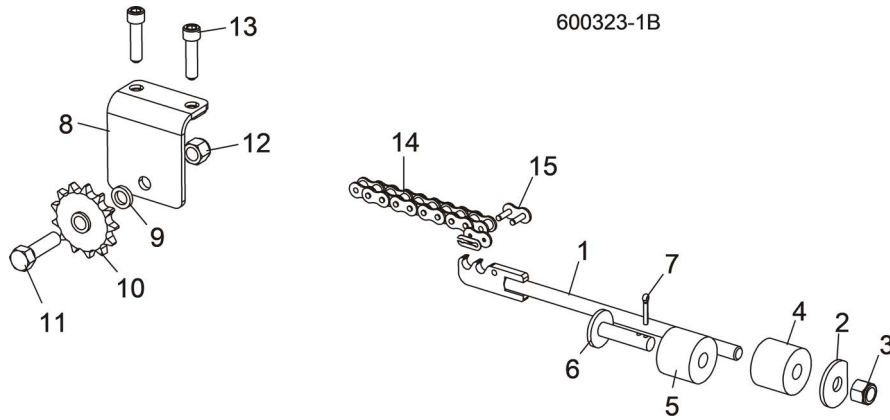


REF	PART #	DESCRIPTION	COMMENTS	QTY.
	034556	<b>STOP ASSEMBLY, FRONT POWER FEED</b>		1
1	034421	Tensioner Weldment, Power Feed Chain		1
2	017838	Washer, 21/32" x 2 1/4" x 3/16" D		1
3	F05010-34	Nut, 5/8-11 Nylon Lock		1
4	P12165	Stop, Rubber Carriage		1
	K09630	Stop Kit, Rubber Carriage		1
5	P12165	Stop, Rubber Carriage		1
6	W09293	Pin, Rubber Carriage Stop		1
7	F05012-21	Pin, 3/16" X 1" Cotter		1
8	003319	<b>CHAIN, #60 X 285" POWER FEED</b>		1
9	042398	<b>LINK, #60 MASTER</b>		2
	110479	<b>IDLER ASSEMBLY, LT70 LOCKING</b>		1
10	110480	Plate Weldment, Locking Feed Idler		1
11	017719	Spacer, .63x1.00x.25		2
12	110483	Retainer, Locking Feed Idler		1
13	034224	Sprocket, 60BB13Hx5/8 Idler		1
14	F05009-80	Bolt, 5/8-18x2 1/4 Hex Head G5		1
15	F05010-101	NUT,5/8-18 Nyl Jam		1
16	F05008-133	Bolt, 1/2-13x2 SHC BO		2
17	110488	Pusher Weldment, Feed Lock		1
18	S02779	Washer, 3/8IDx1 1/4OD		1
19	F05007-165	Bolt, 3/8-16x1 Carriage, Zinc Gr 5		1
20	F05010-25	Nut, 3/8-16 Swaged		1
21	033444	Washer, 3/8 ID 5/8 OD .032 Thick Nylon		4
22	110485	Catch, Locking Feed Idler		2

REF	PART #	DESCRIPTION	COMMENTS	QTY.
23	F05007-159	Bolt, 3/8 x 3/8 Shoulder SS		2
24	F05006-25	Bolt, 3/8x1 Shoulder 5/16-18 Thread	Replaced F05006-70 after 5/25/22 per ECN 38560	4
	F05006-70	Bolt, 3/8x1 1/4 SH Shoulder		4
25	F05010-173	Nut, 5/16-18 Hex Jam		6
26	034430	Spring, 3/4 O.D.x 1 1/2 Die		1
27	F05007-1	BOLT, 3/8-16X3 Hex Head FULL THRD, ZN		1
28	F05010-10	Nut, 3/8-16 Hex Nyl Lock		1
29	110486	Plate, Floating Spring		1
30	046975	Spring, Compression.72ODx576IDx1.25L		2
31	F05005-68	Bolt, 1/4-20x1 3/4 HexHead Gr5	Replaced F05005-124 after 1/29/2020 per ECN 37266	2
	F05005-124	Bolt, 1/4-20x1 1/2 Hex Head Gr5		2
32	F05010-69	Nut, 1/4-20 Nylock		2
	006721	<b>STOP ASSEMBLY, LT70 REAR W/ LIGHT</b>		1
33	034423	Stop Weldment, Carriage		1
34	057822	End Cap, Bed Tube w/ Light		1
35	036493	Stop Weldment, Rear Feed LT70		1
36	F05005-1	Bolt, 1/4-20x3/4 FT HHC		2
37	F05008-128	Bolt, 1/2-13x1 Hex Head Gr8		3
38	F05011-14	Washer, 1/4 Split Lock		2
39	F05011-9	Washer, 1/2 Split Lock		3
40	F05012-21	Pin, 3/16x1 Cotter		1
41	P12165	Bushing, 11/16x2 1/8x1 3/4 Rubber		1
42	006391	Light, LED Tail		1
43	006688	Grommet, 6 1/2 Light Mounting		1

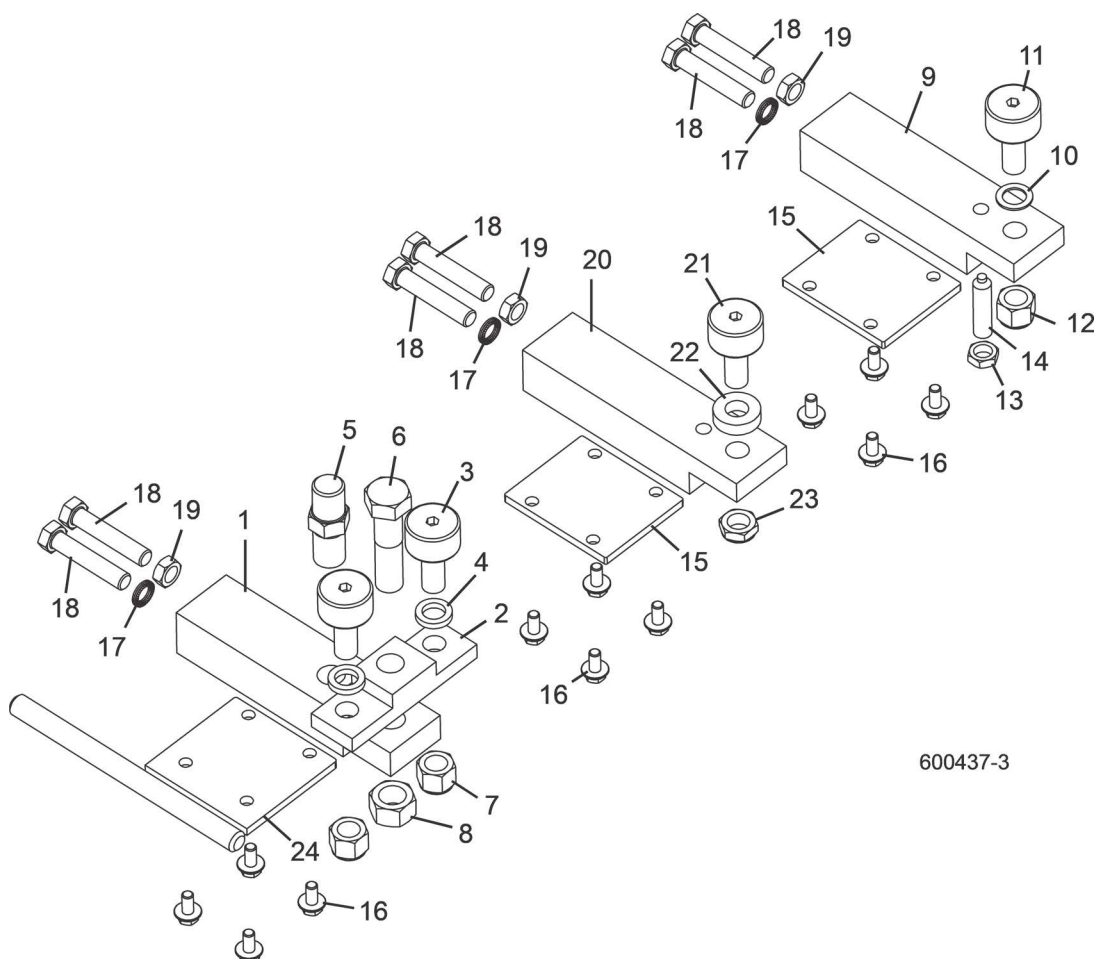
## 8.6 Feed Chain/Stop

LT70SuperRev. A1.00 - A5.07



REF	PART #	DESCRIPTION	COMMENTS	QTY.
	034556	<b>STOP ASSEMBLY, FRONT POWER FEED</b>		1
1	034421	Tensioner Weldment, Power Feed Chain		1
2	017838	Washer, 21/32" x 2 1/4" x 3/16" D		1
3	F05010-34	Nut, 5/8-11 Nylon Lock		1
4	P12165	Stop, Rubber Carriage		1
	K09630	Stop Kit, Rubber Carriage		1
5	P12165	Stop, Rubber Carriage		1
6	W09293	Pin, Rubber Carriage Stop		1
7	F05012-21	Pin, 3/16" X 1" Cotter		1
	034228	<b>IDLER ASSEMBLY, #60 POWER FEED CHAIN</b>		1
8	034227	Plate Weldment, Power Feed Idler		1
9	S12480	Spacer, 41/64" x 1" x 3/16"		1
10	034224	Sprocket, 60BB13H x 5/8" Idler		1
11	F05009-80	Bolt, 5/8-18 x 2 1/4" Hex Head Grade 5		1
12	F05010-71	Nut, 5/8-18 Nylon Lock		1
13	F05008-133	Bolt, 1/2-13 x 2" Socket Head		2
14	003319	<b>CHAIN, #60 X 285" POWER FEED</b>		1
15	042398	<b>LINK, #60 MASTER</b>		2

## 8.7 Lower Track Rollers



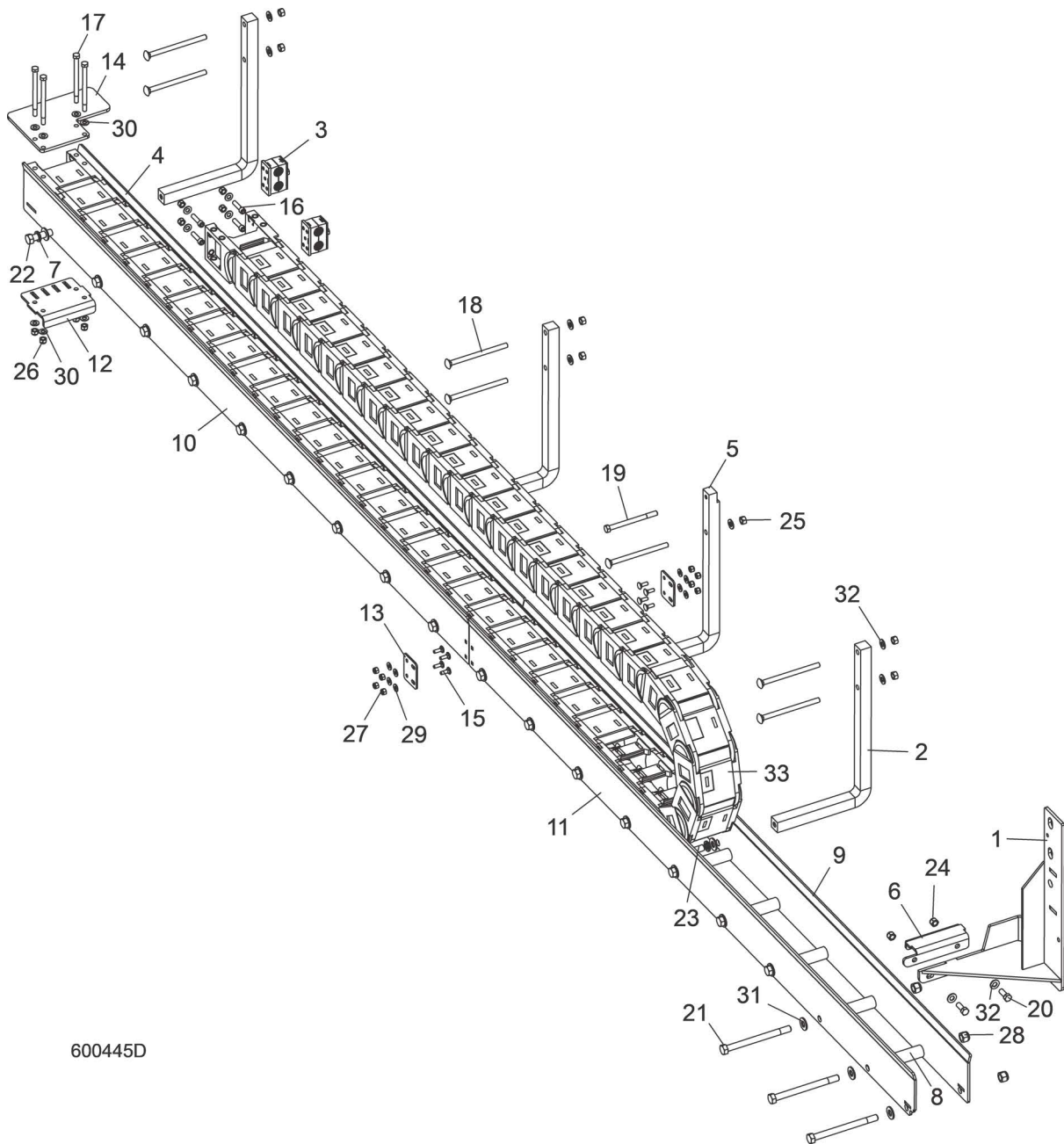
600437-3

REF	PART #	DESCRIPTION	COMMENTS	QTY.
	036344	<b>ROLLER ASSEMBLY, FRONT LOWER TRACK</b>		1
1	036325	Block, Front Lower Track Roller Mount		1
2	042500	Block, Track Bearing Mount		1
3	012797	Bearing, 1 1/2" Track Roller		2
4	S12480	Spacer, 41/64" x 1" x 3/16"		2
5	036324	Pin, Safety Lock (Threaded)		1
6	F05013-5	Bolt, 3/4-10 x 3" Hex Head Grade 5		1
7	F05010-71	Nut, 5/8-18 Hex Nylon Lock		2
8	F05010-80	Nut, 3/4-10 Hex Lock		1
	034232	<b>ROLLER ASSEMBLY, REAR LOWER TRACK</b>		1
9	034234	Block, Rear Lower Track Roller Mount		1
10	016510	Shim, 5/8" x 1" x 1/16"		1
11	012797	Bearing, 1 1/2" Track Roller		1
12	F05010-71	Nut, 5/8-18 Hex Nylon Lock		1
13	F05010-31	Nut, 1/2-13 Hex Jam		1
14	F05008-137	Screw, 1/2-13 x 2" Brass Tip Set		1
15	033880	<b>PLATE, LOWER TRACK ROLLER RETAINER</b>		2
16	F05006-101	<b>BOLT, 5/16-18 X 3/4" HEX HEAD W/FLAT &amp; LOCK WASHER</b>		12
17	F05011-125	<b>WASHER, 1/2" NORD-LOCK</b>		3



REF	PART #	DESCRIPTION	COMMENTS	QTY.
18	F05008-135	<b>BOLT, 1/2-20 X 2 1/2" HEX HEAD FULL THREAD GRADE 5</b>		6
19	F05010-16	<b>NUT, 1/2-20 HEX JAM</b>		3
	017887	<b>ROLLER ASSEMBLY, MIDDLE LOWER TRACK</b>		1
20	034234	Block, Lower Track Roller Mount		1
21	012797	Bearing, 1 1/2" Track Roller		1
22	034674	Spacer		1
23	F05010-101	Nut, 5/8-18 Nylon Lock Jam		1
24	036473	<b>DEFLECTOR WELDMENT, LOWER ROLLER</b>		1

## 8.8 Horizontal Energy Chain Assembly



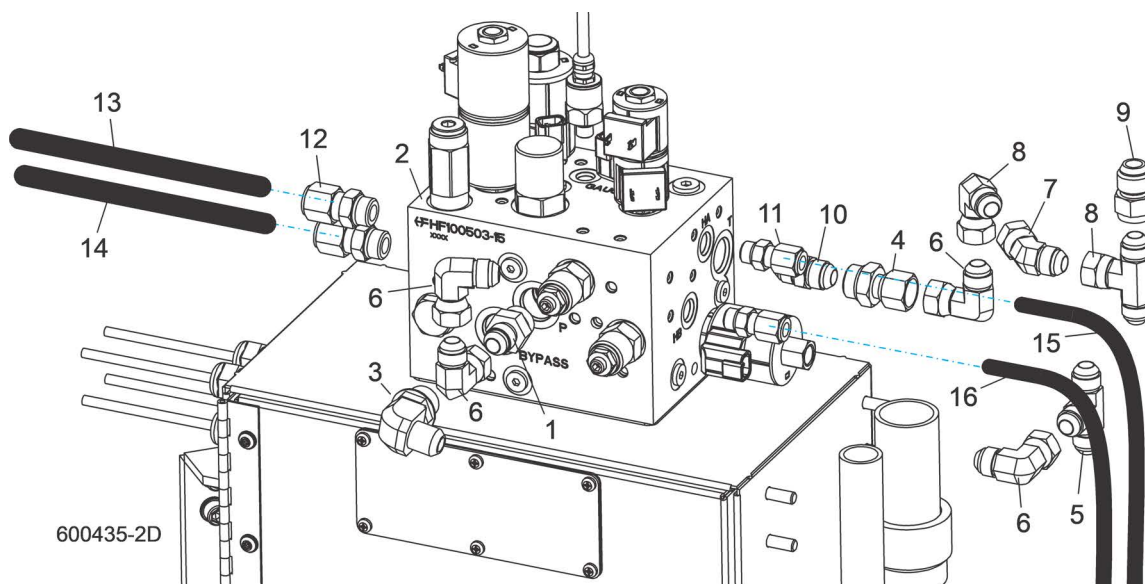
600445D

REF	PART #	DESCRIPTION	COMMENTS	QTY.
	075277	<b>CHAIN ASSEMBLY, LT70 HYDRAULIC HORIZONTAL ENERGY</b>		1
<b>1</b>	034875	Hanger Weldment, Front Cat Track		1
<b>2</b>	071300	Bar, LT70 Hydraulic Track Mount	071300 Qty 4 Was 3; Delete 074608 per ECN37682 on 11/16/2020.	3
<b>3</b>	074604	Clamp, Dual Line Vibration Dampening		2
<b>4</b>	074606	Weldment, Track Inside Rear Plate		1
<b>5</b>	071300	Bar, LT70 Hydraulic Track Mount	071300 Qty 4 Was 3; Delete 074608 per ECN37682 on 11/16/2020.	1
<b>6</b>	074610	Plate, Front Track Hanger Mount		1

REF	PART #	DESCRIPTION	COMMENTS	QTY.
7	F05011-9	Washer, 1/2" Split Lock		4
8	075203	Spacer, 9/16 x 1 x 4.82		18
9	075204	Plate, Track Inside Front		1
10	075205	Plate, Track Outside Rear		1
11	075206	Plate, Track Outside Front		1
12	075209	Plate, Energy Chain Fixed End Mnt		1
13	075210	Plate, Track Connector		2
14	075225	Plate, Horizontal Energy Chain Guard		1
15	F05005-34	Bolt, 1/4-20 x 1" Carriage		8
16	F05006-111	Bolt, 5/16-18 x 1.25" SHCS B/O		4
17	F05006-82	Bolt, 5/16-18 x 4 1/2" Hex Head		4
18	F05007-31	Bolt, 3/8 x 5 1/2" Carriage	F05007-31 Qty 8 Was 7 per; Delete F05007-35 ECN37682 on 11/16/2020.	7
19	F05007-31	Bolt, 3/8 x 5 1/2" Carriage		1
20	F05007-87	Bolt, 3/8-16 x 1" Hex Head Grade 5		2
21	F05008-107	Bolt, 1/2-13 x 6" Hex Head Grade 5		18
22	F05008-159	Bolt, 1/2-13 x 6 1/2" Hex Head Grade 5		1
23	F05008-88	Bolt, 1/2-13 x 1 3/4" Hex Head Grade 5 Full Thread		3
24	F05010-10	Nut, 3/8-16 Hex Nylon Lock		2
25	F05010-25	Nut, 3/8-16 Swaged Lock	F05010-25 Qty 8 Was 7 per ECN37682 on 11/16/2020.	8
26	F05010-58	Nut, 5/16-18 Nylon Lock Hex		8
27	F05010-69	Nut, 1/4-20 Nylon Lock		8
28	F05010-8	Nut, 1/2-13 Nylon Hex Lock		18
29	F05011-11	Washer, 1/4" SAE Flat		8
30	F05011-17	Washer, 5/16" SAE Flat		12
31	F05011-2	Washer, 1/2" SAE Flat		22
32	F05011-3	Washer, 3/8" Flat SAE	F05011-3 Qty 10 Was 9; Delete F05007-35 per ECN37682 on 11/16/2020.	10
33	075202	Chain, Horizontal Energy		1
	061177	Crossbar, LT70 Super CAT Track(#450-07)		56
	061178	Separator, LT70 Super CAT Track (#401)		52
	061179	Lid, Top LT70 Super CAT Track (#885-07)		26
	061180	Lid, Bottom LT70 Super CAT Track (#886-07)		26
	061154	Link, Nylon Chain Right Side for 074693		52
	061155	Link, Nylon Chain Left Side for 074693		52
	023612-9	Link, Nylon Chain Bottom Mount (4040/4040B)		2
	023612-3	Link, Nylon Chain Top Mount (4040/4040B)		2

## SECTION 9 HEAD HYDRAULIC SYSTEM

### 9.1 Manifold Assembly



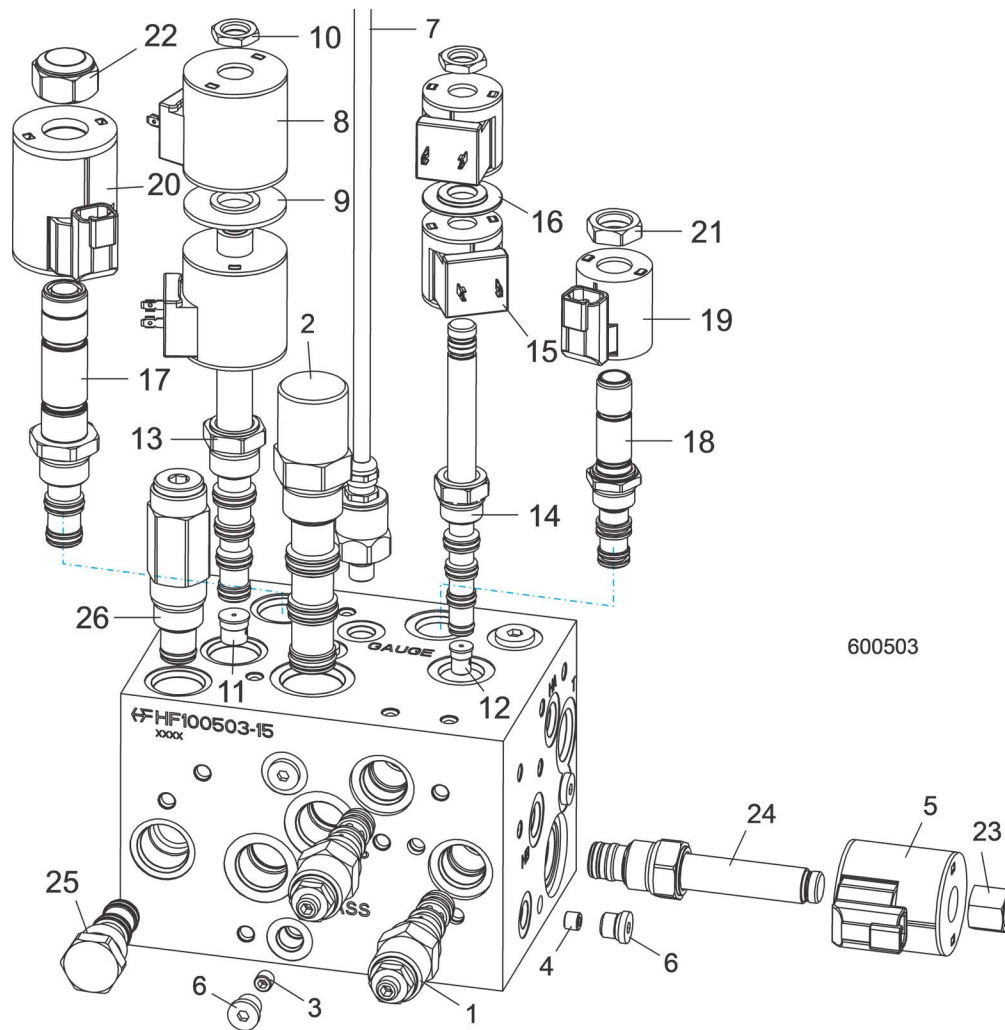
REF	PART #	DESCRIPTION	COMMENTS	QTY.
1	025963	FITTING, #10 SAE-#8 JIC		1
2		MANIFOLD ASSEMBLY, LT70 HYDRAULIC HEAD CONTROL ( <i>See Section 9.2</i> )		
3	042784	FITTING, #10SAE-1/2JIC 90 ELBOW		1
4	074301	FITTING, 10SAE-8JIC SWIVEL NUT		1
5	074327	FITTING, 8JIC UNION TEE	(1) 074327 and (1) 074328 replaced 074705 8JIC 90° Union Elbow Fitting; removed (1) 074300 8JIC Swivel Nut Run Tee Fitting (Rev. A3.01). Previously, 074705 replaced (1) 074327 8 JIC Union Tee Fitting and (1) 074328 8JIC Swivel Nut 90 Elbow Fitting; added (1) 074300 Fitting (Rev. A2.00).	1
6	074328	FITTING, 8JIC SWIVEL NUT 90° ELBOW	Removed (1) 074538 Fitting, 8JIC Female-4JIC Male Reducer and (1) 074450 Fitting, 8JIC Swivel Nut Branch Tee, (1) 027996 Fitting, #4 SAE Plug Hex Socket; added (1) 074328 Fitting, 8JIC Swivel Nut 90° Elbow; 074957 replaced 075227 Tube, Up/Down Long 3/8" Steel Hydraulic (Rev. A4.06).	5
7	074449	FITTING, 8JIC SWIVEL NUT 45° ELBOW		2
8	074450	FITTING, 8JIC SWIVEL NUT BRANCH TEE		1
9	074537	FITTING, 8JIC FEMALE-10JIC MALE ENLARGER		1
10	074089	UNION, 1/2TB-1/2TB JIC SMALL HEX		1
11	074539	FITTING, 6SAE-3/8 TUBE BITE TYPE		2
12	074542	FITTING, 8SAE-1/2 TUBE BITE TYPE		2
13	075317	TUBE, FEED OUTSIDE 1/2" STEEL HYDRAULIC		1
14	075316	TUBE, FEED INSIDE 1/2" STEEL HYDRAULIC		1

REF	PART #	DESCRIPTION	COMMENTS	QTY.
15	075226	TUBE, UP/DOWN SHORT 3/8" STEEL HYDRAULIC		1
16	074957	TUBE, 3/8" STEEL HYDRAULIC HB TO CYL TOP		1

## 9.2 Hydraulic Head Control Manifold Assembly

LT70 Super

Rev. A4.06+



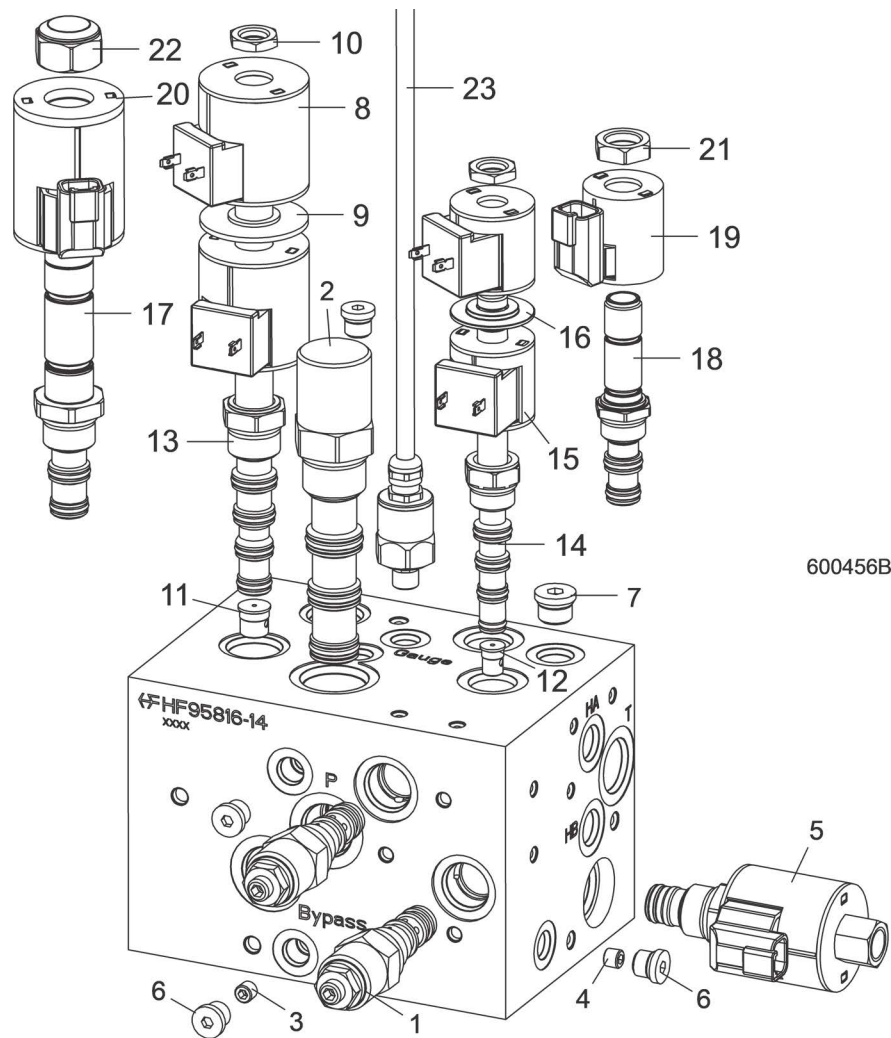
REF	PART #	DESCRIPTION	COMMENTS	QTY.
	075212-1	<b>MANIFOLD ASSEMBLY, LT70 HYDRAULIC HEAD CONTROL</b>		1
1	078170	Valve, Control Bal 8GPM 4000psi Cartridge		2
2	078224	Valve, Press Comp 18GPM EC12-42 160		1
3	078174	Plug, Orifice 0.060"		1
4	078175	Plug, Orifice 0.020"		1
5	078319	Coil, Series E 10-ER Deutsch 12VDC		1
6	078189	Plug, SAE 4 Hex Socket O-Ring Boss		4
7	078226	Transducer, Pressure 5000PSI 7/16-20SAE		1
8	025834	Coil, Hydraulic Valve, 12V DC		2
9	025838	Spacer, Coil (For SV10-47 Valve)		1
10	025837	Nut, Coil (For SV10-47 Valve)		2
11	078171	Valve, Check Disk CVD10		1
12	078172	Valve, Check Disk CVD09		1
13	078179	Valve, 5-Way 3pos 8GPM SV10-58D		1
14	078180	Valve, 5-Way 3Pos 3.5GPM SV08-58D		1

REF	PART #	DESCRIPTION	COMMENTS	QTY.
15	078181	Coil, Series E 08-EG DIN A 12VDC		2
16	078186	Spacer, SV08 Valve Coil		1
17	078176	Valve, Proportional 8GPM PV70-30A		1
18	078177	Valve, Proportional 3GPM PV08-30A		1
19	078182	Coil, Series E EHPR-ER Deutsch 12VDC		1
20	078183	Coil, Series E 70-ER Deutsch 12VDC		1
21	078187	Nut, EPHR Valve Coil		1
22	078188	Nut, 70-ER Valve Coil		1
23	078320	Nut, 10-ER Valve Coil		1
24	078318	Valve, Prop. Press. Ctl TS10-26		1
25	078316	Valve, Shuttle LS10-30		1
26	078317	Valve, Relief RV10-20H		1

### 9.3 Hydraulic Head Control Manifold Assembly

LT70 Super

Rev. A4.00 - A4.05



REF	PART #	DESCRIPTION	COMMENTS	QTY.
	075212	<b>MANIFOLD ASSEMBLY, LT70 HYDRAULIC HEAD CONTROL</b>		1
1	078170	Valve, Control Bal 8GPM 4000psi Cartridge		2
2	078224	Valve, Press Comp 18GPM EC12-42 160		1
3	078174	Plug, Orifice 0.060"		1
4	078175	Plug, Orifice 0.020"		1
5	078223	Valve, TS10-26B-N-12ER		1
6	078189	Plug, SAE 4 Hex Socket O-Ring Boss		4
7	078190	Plug, SAE 6 Hex Socket O-Ring Boss		2
8	025834	Coil, Hydraulic Valve, 12V DC		2
9	025838	Spacer, Coil (For SV10-47 Valve)		1
10	025837	Nut, Coil (For SV10-47 Valve)		2
11	078171	Valve, Check Disk CVD10		1
12	078172	Valve, Check Disk CVD09		1
13	078179	Valve, 5-Way 3pos 8GPM SV10-58D		1

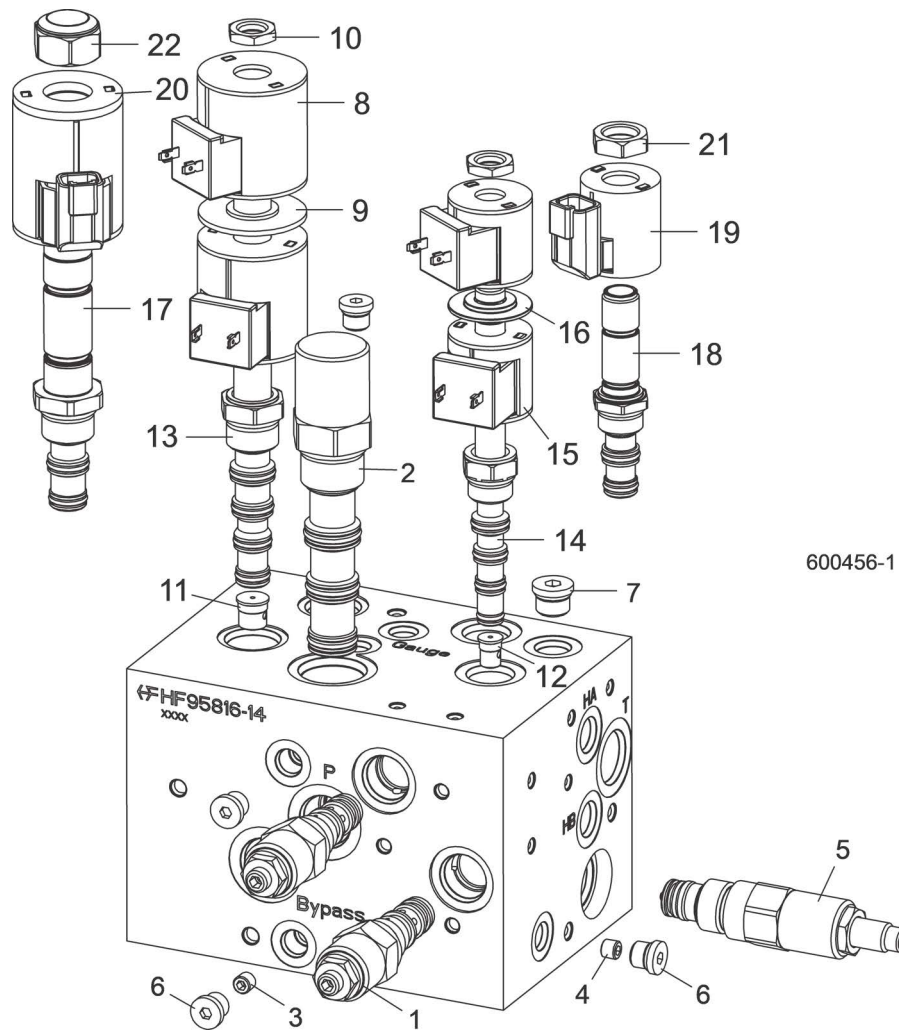


REF	PART #	DESCRIPTION	COMMENTS	QTY.
14	078180	Valve, 5-Way 3Pos 3.5GPM SV08-58D		1
15	078181	Coil, Series E 08-EG DIN A 12VDC		2
16	078186	Spacer, SV08 Valve Coil		1
17	078176	Valve, Proportional 8GPM PV70-30A		1
18	078177	Valve, Proportional 3GPM PV08-30A		1
19	078182	Coil, Series E EHPR-ER Deutsch 12VDC		1
20	078183	Coil, Series E 70-ER Deutsch 12VDC		1
21	078187	Nut, EPHR Valve Coil		1
22	078188	Nut, 70-ER Valve Coil		1
23	078226	Transducer, Pressure 5000PSI 7/16-20SAE		1

## 9.4 Hydraulic Head Control Manifold Assembly

LT70 Super

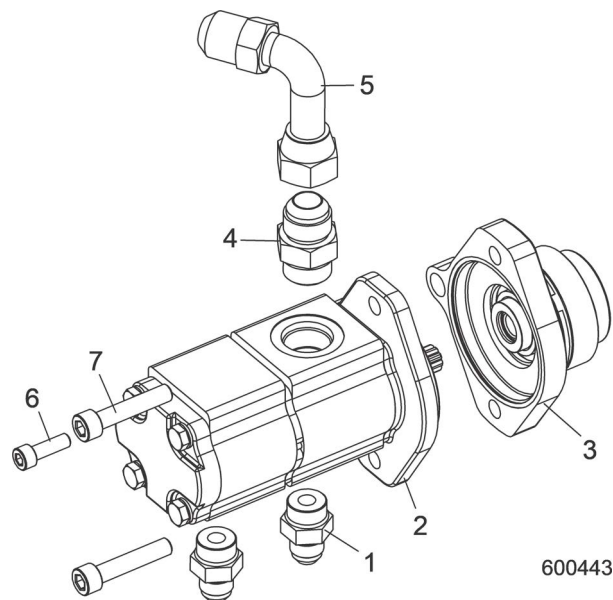
Rev. A1.00 - A3.01



REF	PART #	DESCRIPTION	COMMENTS	QTY.
	075212	<b>MANIFOLD ASSEMBLY, LT70 HYDRAULIC HEAD CONTROL</b>		1
1	078170	Valve, Control Bal 8GPM 4000psi Cartridge		2
2	078173	Valve, Priority Flow Ctl 18GPM EC12-42		1
3	078174	Plug, Orifice 0.060"		1
4	078175	Plug, Orifice 0.020"		1
5	078178	Valve, Relief 200-4200psi RV10-28		1
6	078189	Plug, SAE 4 Hex Socket O-Ring Boss		4
7	078190	Plug, SAE 6 Hex Socket O-Ring Boss		2
8	025834	Coil, Hydraulic Valve, 12V DC		2
9	025837	Nut, Coil (For SV10-47 Valve)		2
10	025838	Spacer, Coil (For SV10-47 Valve)		1
11	078171	Valve, Check Disk CVD10		1
12	078172	Valve, Check Disk CVD09		1
13	078179	Valve, 5-Way 3pos 8GPM SV10-58D		1

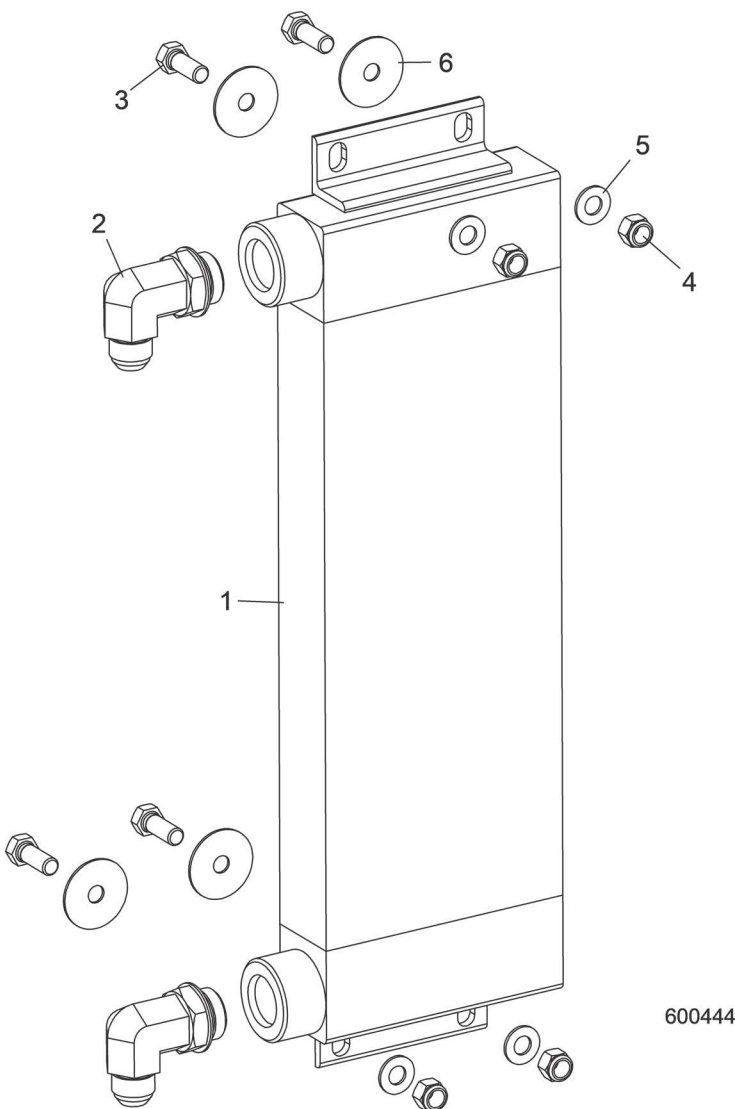
REF	PART #	DESCRIPTION	COMMENTS	QTY.
14	078180	Valve, 5-Way 3Pos 3.5GPM SV08-58D		1
15	078181	Coil, Series E 08-EG DIN A 12VDC		2
16	078186	Spacer, SV08 Valve Coil		1
17	078176	Valve, Proportional 8GPM PV70-30A		1
18	078177	Valve, Proportional 3GPM PV08-30A		1
19	078182	Coil, Series E EHPR-ER Deutsch 12VDC		1
20	078183	Coil, Series E 70-ER Deutsch 12VDC		1
21	078187	Nut, EPHR Valve Coil		1
22	078188	Nut, 70-ER Valve Coil		1

## 9.5 Hydraulic Oil Pump Assembly



REF	PART #	DESCRIPTION	COMMENTS	QTY.
	074530	<b>PUMP ASSEMBLY, DUAL HYDRAULIC OIL</b>		1
1	025963	Fitting, #10 SAE-#8 JIC		2
2	074402	Pump, Hydraulic Double, .67cid & .43cid		1
3	074432	Kit, Hydraulic Oil Pump Drive		1
4	074534	Fitting, 12SAE-12JIC Straight		1
5	074547	Fitting, 12JIC Male-12JIC Fml Swept 90°		1
6	F05021-33	Screw, M8-1.25x25 SHC BO		1
7	F05022-36	Screw, M10-1.5x50 SHC FT BO		2
	003801	Seal Kit, LT70 Super Hyd Pump		1

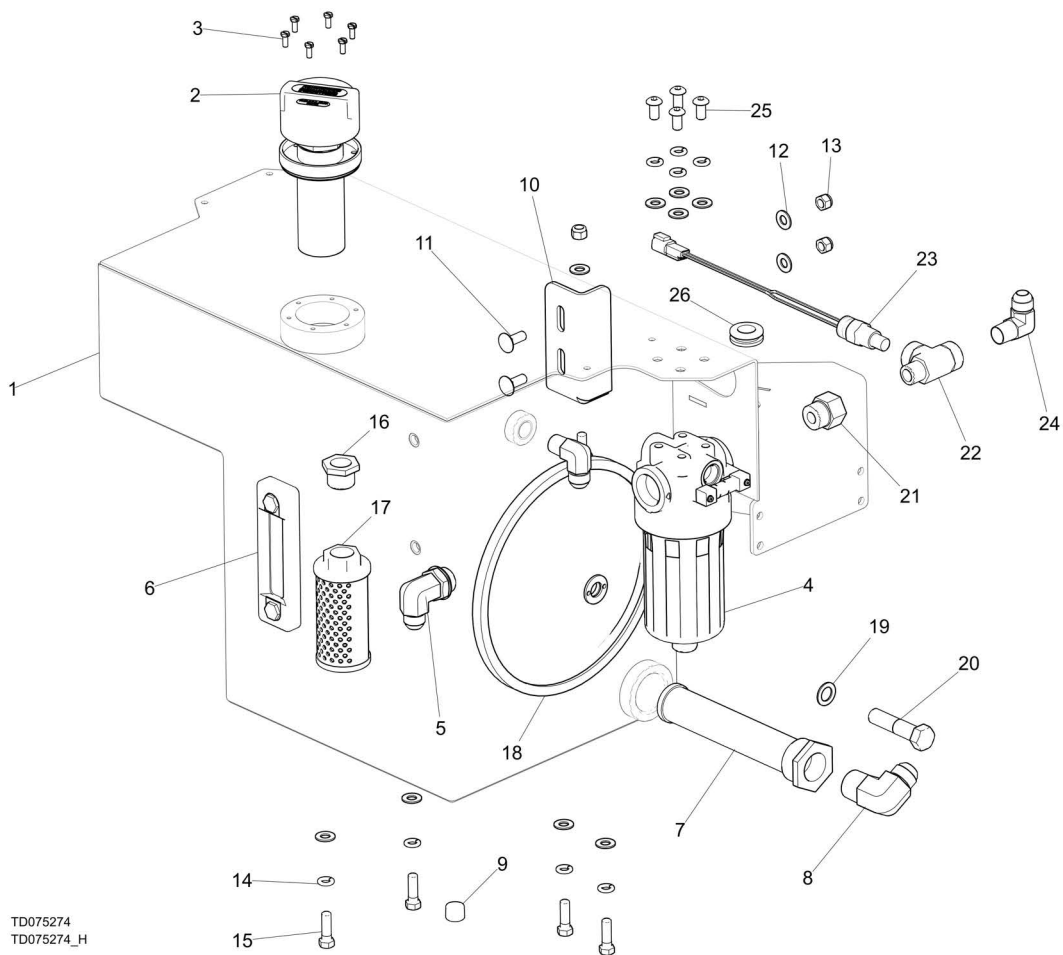
9.6 Hydraulic Oil Cooler Assembly



REF	PART #	DESCRIPTION	COMMENTS	QTY.
	074531	<b>COOLER ASSEMBLY, HYDRAULIC OIL</b>		1
1	074431	Cooler, Hydraulic Oil		1
2	074532	Fitting, 12SAE-10JIC 90° Elbow		1
3	F05007-87	Bolt, 3/8-16 x 1" Hex Head Grade 5		4
4	F05010-10	Nut, 3/8-16 Hex Nylon Lock		4
5	F05011-3	Washer, 3/8" Flat SAE		4
6	F05011-44	Washer, 3/8" Fender		4

## 9.7 Hydraulic Tank Assembly

LT70 Super Rev. A5.22+

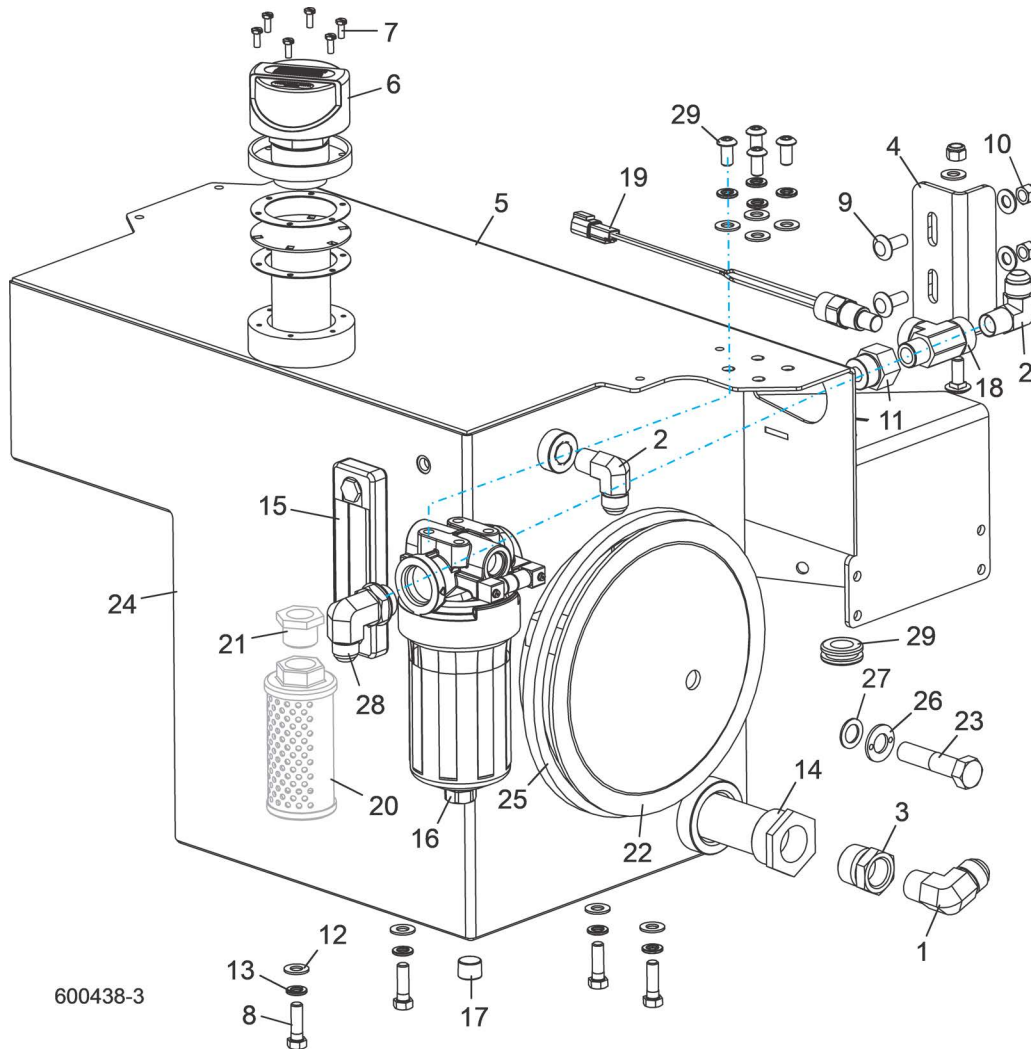


REF	PART #	DESCRIPTION	COMMENTS	QTY.
	075274	<b>Assembly, LT70 Hyd Mill Hydraulic Tank</b>	rev.H	1
<b>1</b>	075182	Weldment, LT70 Hyd Mill Hyd Tank		1
<b>2</b>	078342	Assembly, Hyd Fill/Breath AntiSplash 3micron		1
<b>3</b>	F05004-1	Bolt, #10-24x1/2 SI Hex Machine		6
<b>4</b>	078340	Filter, Hyd Cstr 35GPM 725psi w/nd SAE12		1
<b>5</b>	074532	Fitting, 12SAE-10JIC 90° Elbow		1
<b>6</b>	P20211	Gage, Hyd. Fluid Sight		1
<b>7</b>	P20210	Filter, Resaw Tank Suction		1
<b>8</b>	079515	Fitting, 12 JIC Mx1 NPT M 90Elbow	Replaced 074535, Reducer 074548- removed. ECN:39100	1
<b>9</b>	P26258	Plug, 1/2NPT Pipe		1
<b>10</b>	074560	Plate, LT70 Hyd Tank Top Mnt		1
<b>11</b>	F05007-165	Bolt, 3/8-16x1 Carriage, Zinc Gr 5		3
<b>12</b>	F05011-3	Washer, 3/8 Flat SAE		11
<b>13</b>	F05010-10	Nut, 3/8-16 Hex Nyl Lock		3
<b>14</b>	F05011-4	Washer, 3/8 Split Lock		8
<b>15</b>	F05007-123	Bolt, 3/8-16x 1 1/4 HH Gr5		4
<b>16</b>	038742	Bushing, 3/4MNPT-1/2FNPT Pipe		1

REF	PART #	DESCRIPTION	COMMENTS	QTY.
17	079181	Diffuser, Hydraulic Tank Return Line		1
18	079268	Cover, Hydraulic Tank Clean-out Painted		1
19	079396	Washer, 5/8x1x1/16 Buna-N		1
20	F05009-21	BOLT, 5/8-11X2 3/4 HEX HEAD, ZN		1
21	042785	Fitting, #12SAE-1/2NPT Female Adapter		1
22	003674	Fitting, 1/2NPT Male Street Tee		1
23	078225	Switch, Fluid 170 Deg F 1/2NPT Deutsch		1
24	074536	Fitting, 1/2NPT-10JIC 90° Elbow		2
25	F05007-21	Bolt, 3/8-16x3/4 SBH		4
26	025247	Grommet, Rubber 3/4 ID		1
	074744	<b>FLUID, UNIVIS HVI 26 HYDRAULIC 1 GALLON (SYSTEM HOLDS 20 GAL. OF OIL)</b>		20
	061164	<b>FLUID, UNIVIS HVI 26 HYDRAULIC 5 GALLON (SYSTEM HOLDS 20 GAL. OF OIL)</b>		4

## 9.8 Hydraulic Tank Assembly

LT70 Super Rev. A5.07- A5.21



REF	PART #	DESCRIPTION	COMMENTS	QTY.
	075274	<b>TANK ASSEMBLY, LT70 HYDRAULIC MILL HYDRAULIC</b>		1
1	074535	Fitting, 3/4NPT-12JIC 90° Elbow		1
2	074536	Fitting, 1/2NPT-10JIC 90° Elbow		2
3	074548	Reducer, 1 NPT To 3/4 NPT		1
4	074560	Plate, LT70 Hydraulic Tank Top Mount		1
5	075182	Weldment, LT70 Hydraulic Mill Hydraulic Tank		1
6	078342	Cap Assembly, Hyd Fill/Breath AntiSplash 3micron		1
7	F05004-1	Screw, 10-24x1/2 SI Hex Machine		6
8	F05007-123	Bolt, 3/8-16 x 1 1/4" Hex Head Grade 5		4
9	F05007-165	Bolt, 3/8-16 x 1" Carriage, Zinc Grade 5		3
10	F05010-10	Nut, 3/8-16 Hex Nylon Lock		3
11	042785	Fitting, #12SAE-1/2NPT Female Adapter		2
12	F05011-3	Washer, 3/8" Flat SAE		11
13	F05011-4	Washer, 3/8" Split Lock		8
14	P20210	Filter, Resaw Tank Suction		1



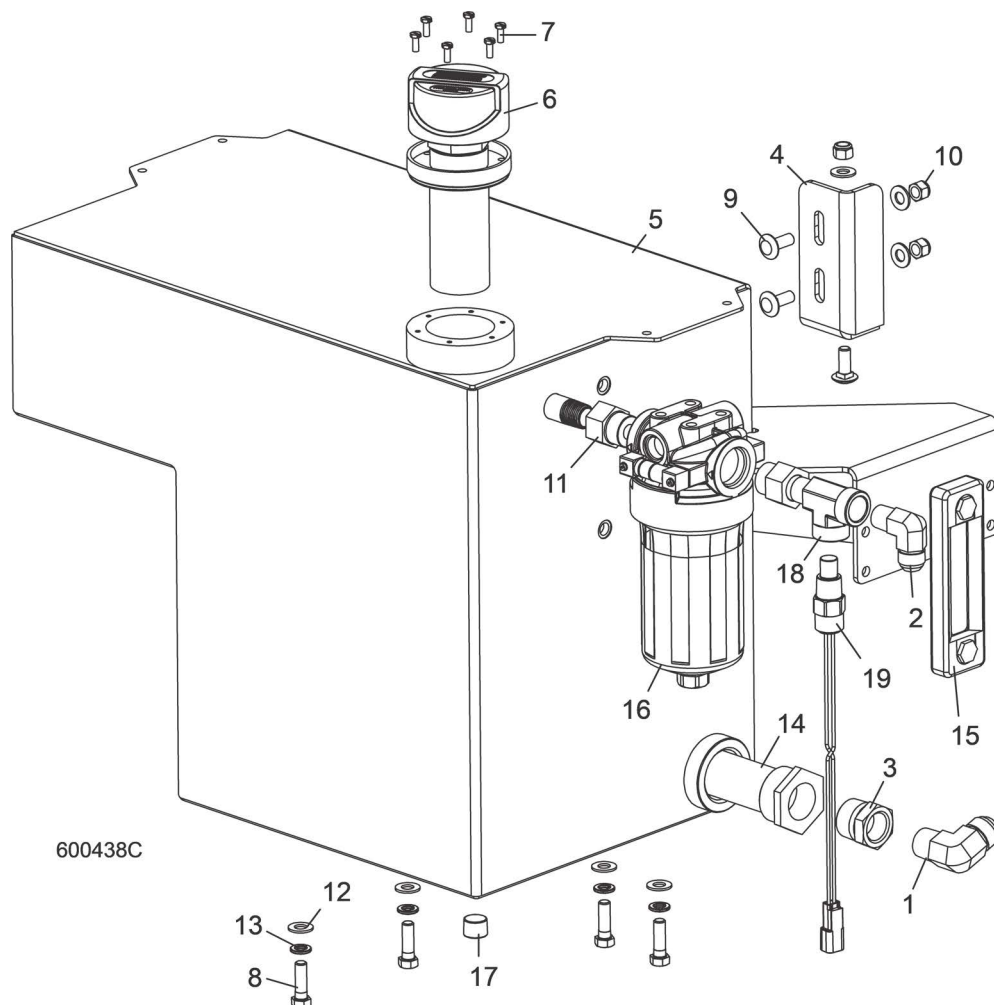
REF	PART #	DESCRIPTION	COMMENTS	QTY.
15	P20211	Gage, Hydraulic Fluid Sight		1
16	078340	Filter, Hydraulic Canister 35GPM 725psi w/Ind		1
	078341	Filter, Hydraulic Element 10 Micron 25psi Byp		1
17	P26258	Plug, 1/2NPT Pipe		1
18	003674	Fitting, 1/2NPT Male Run Tee		1
19	078225	Switch, Fluid 170 Deg F 1/2NPT Deutsch		1
20	079181	Diffuser, Hydraulic Tank Return Line (Orientation of Holes as Shown)		1
21	038742	Bushing, 3/4MNPT-1/2FNPT Pipe		1
22	079268	Cover, Hydraulic Tank Clean-out Painted		1
23	F05009-21	Bolt, 5/8-11x2 3/4 Hex Head (Torque to 15 ft-lbs)		1
24	079279	Decal, Hydraulic Fluid Level		1
25	061235	Gasket, Hydraulic Clean Out TC-G-10		1
26	061236	Washer, Crush Hydraulic Clean Out TC-CW	Crush washer must be assembled with indentations facing out toward bolt head to prevent fluid leak.	1
27	079396	Washer, 5/8x1x1/16 Buna-N		1
28	074532	Fitting, 12SAE-10JIC 90° Elbow		1
29	F05007-21	Screw, 3/8-16x3/4 SBHC		4
30	025247	Grommet, Rubber 3/4 ID		1
	074744	<b>FLUID, UNIVIS HVI 26 HYDRAULIC 1 GALLON (SYSTEM HOLDS 20 GAL. OF OIL)</b>		20
	061164	<b>FLUID, UNIVIS HVI 26 HYDRAULIC 5 GALLON (SYSTEM HOLDS 20 GAL. OF OIL)</b>		4



REF	PART #	DESCRIPTION	COMMENTS	QTY.
13	F05011-4	Washer, 3/8" Split Lock		4
14	P20210	Filter, Resaw Tank Suction		1
15	P20211	Gage, Hydraulic Fluid Sight		1
16	078340	Filter, Hydraulic Canister 35GPM 725psi w/Ind		1
	078341	Filter, Hydraulic Element 10 Micron 25psi Byp		1
17	P26258	Plug, 1/2NPT Pipe		1
18	003674	Fitting, 1/2NPT Male Run Tee		1
19	078225	Switch, Fluid 170 Deg F 1/2NPT Deutsch		1
20	079181	Diffuser, Hydraulic Tank Return Line (Orientation of Holes as Shown)		1
21	038742	Bushing, 3/4MNPT-1/2FNPT Pipe		1
22	079268	Cover, Hydraulic Tank Clean-out Painted		1
23	F05009-21	Bolt, 5/8-11x2 3/4 Hex Head (Torque to 15 ft-lbs)		1
24	079279	Decal, Hydraulic Fluid Level		1
25	061235	Gasket, Hydraulic Clean Out TC-G-10		1
26	061236	Washer, Crush Hydraulic Clean Out TC-CW	Crush washer must be assembled with indentations facing out toward bolt head to prevent fluid leak.	1
27	079396	Washer, 5/8x1x1/16 Buna-N		1
	074744	<b>FLUID, UNIVIS HVI 26 HYDRAULIC 1 GALLON (SYSTEM HOLDS 20 GAL. OF OIL)</b>		20
	061164	<b>FLUID, UNIVIS HVI 26 HYDRAULIC 5 GALLON (SYSTEM HOLDS 20 GAL. OF OIL)</b>		4

## 9.10 Hydraulic Tank Assembly

LT70 Super Rev. A1.00 - A4.11

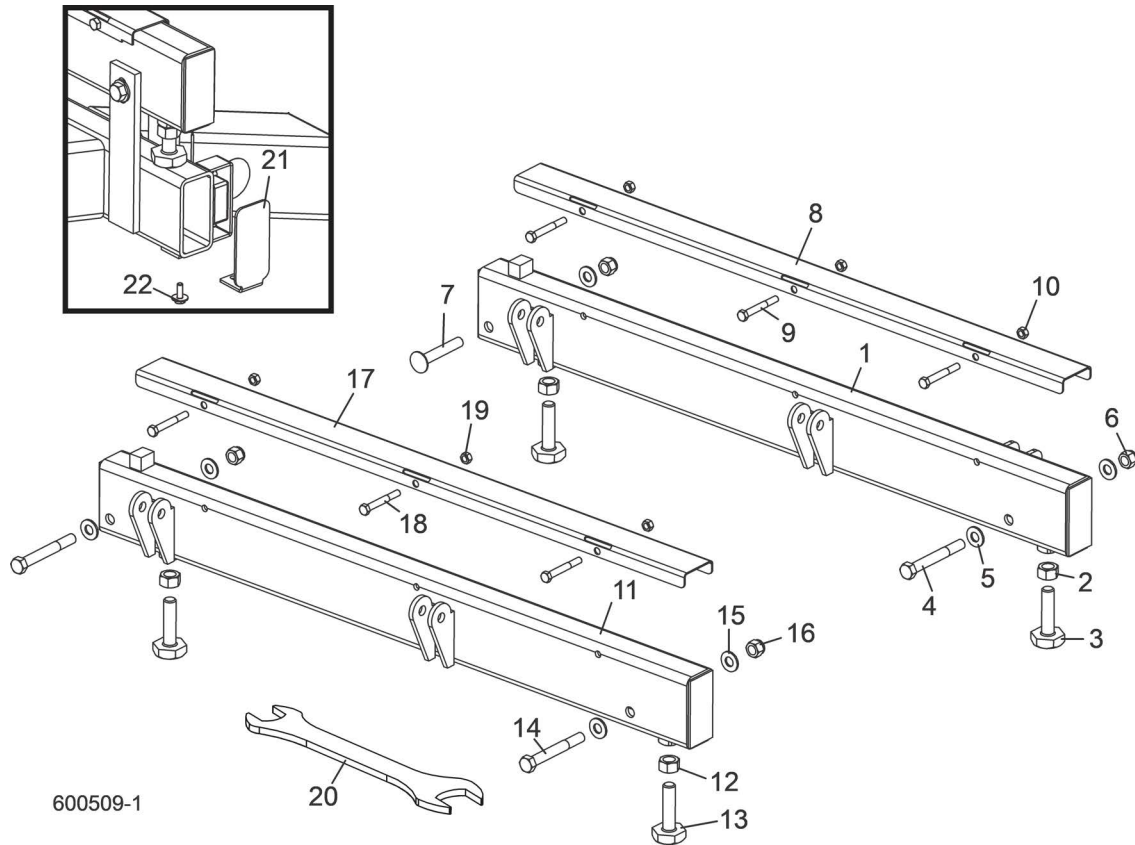


REF	PART #	DESCRIPTION	COMMENTS	QTY.
	075274	<b>TANK ASSEMBLY, LT70 HYDRAULIC MILL HYDRAULIC</b>	(Rev. A4.08) Retro Kit 079140 available for previous versions of hydraulic tanks. Added (2) 042785 Fitting, #12SAE-1/2NPT Female Adapter Removed (6) F05011-20 Washer, #10 Split Lock, 078342 replaced 075275 Cap Assembly, Hydraulic Filler-Breather F05004-1 replaced F05004-43 Screw, 10-24 x 1 SBHC078340 and 078341 replaced P22683 Manifold, w/Filter and P20301 Filter, S28 Hyd, respectively	1
1	074535	Fitting, 3/4NPT-12JIC 90° Elbow		1
2	074536	Fitting, 1/2NPT-10JIC 90° Elbow		1
3	074548	Reducer, 1 NPT To 3/4 NPT		1
4	074560	Plate, LT70 Hydraulic Tank Top Mount		1
5	075182	Weldment, LT70 Hydraulic Mill Hydraulic Tank		1

REF	PART #	DESCRIPTION	COMMENTS	QTY.
6	078342	Cap Assembly, Hyd Fill/Breath AntiSplash 3micron	(Rev. A4.08) 078342 replaced 075275 Cap Assembly, Hydraulic Filler-Breather	1
7	F05004-1	Screw, 10-24x1/2 SI Hex Machine	(Rev. A4.08) F05004-1 replaced F05004-43 Screw, 10-24 x 1 SBHC	6
8	F05007-123	Bolt, 3/8-16 x 1 1/4" Hex Head Grade 5		4
9	F05007-165	Bolt, 3/8-16 x 1" Carriage, Zinc Grade 5		3
10	F05010-10	Nut, 3/8-16 Hex Nylon Lock		3
11	042785	Fitting, #12SAE-1/2NPT Female Adapter		2
12	F05011-3	Washer, 3/8" Flat SAE		7
13	F05011-4	Washer, 3/8" Split Lock		4
14	P20210	Filter, Resaw Tank Suction		1
15	P20211	Gage, Hydraulic Fluid Sight		1
16	078340	Filter, Hydraulic Canister 35GPM 725psi w/Ind	(Rev. A4.08) 078340 and 078341 replaced P22683 Manifold, w/Filter and P20301 Filter, S28 Hyd, respectively	1
	078341	Filter, Hydraulic Element 10 Micron 25psi Byp		1
17	P26258	Plug, 1/2NPT Pipe		1
18	003674	Fitting, 1/2NPT Male Run Tee		1
19	078225	Switch, Fluid 170 Deg F 1/2NPT Deutsch		1
	074744	<b>FLUID, UNIVIS HVI 26 HYDRAULIC 1 GALLON (SYSTEM HOLDS 20 GAL. OF OIL)</b>		20
	061164	<b>FLUID, UNIVIS HVI 26 HYDRAULIC 5 GALLON (SYSTEM HOLDS 20 GAL. OF OIL)</b>		4
	074788	<b>DECAL, HYDRAULIC FLUID LEVEL</b>		1

## SECTION 10 BED FRAME ASSEMBLY

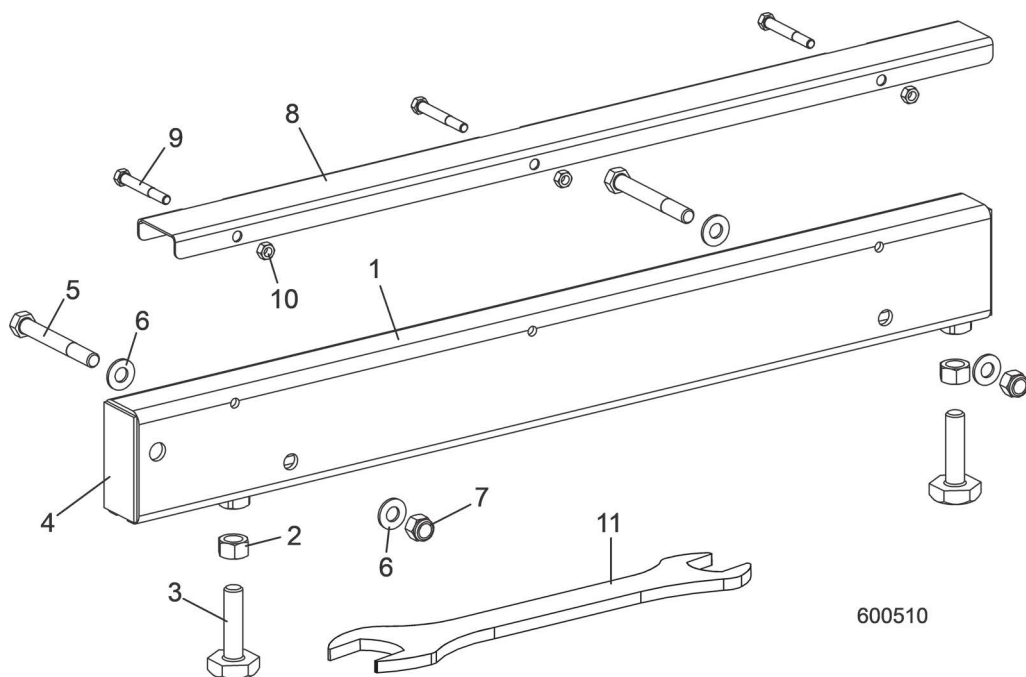
### 10.1 Bed Rail Assembly, Front And Rear



REF	PART #	DESCRIPTION	COMMENTS	QTY.
	034551	<b>BED RAIL ASSEMBLY, REAR PAINTED (LT60/70 BED 4)</b>		1
1	034547	Tube Weldment, Bed Rail 4		1
2	F05010-5	Nut, 5/8-11 Hex		2
3	S13006	Bolt, Bed Rail Adjustment		2
4	F05008-78	Bolt, 1/2-13 X 4" Hex Head		1
5	F05011-2	Washer, 1/2" SAE Flat		3
6	F05010-8	Nut, 1/2-13 Nylon Lock		2
7	F05008-94	Bolt, 1/2-13 x 3 1/2" Carriage		1
	079144	Cover Kit, Front/Rear Bed Rail SS		1
8	016898	Cover, Stainless Steel Bed Rail		1
9	F05006-10	Bolt, 5/16-18 X 2 1/2" Hex Head		3
10	F05010-6	Nut, 5/16-18 Hex Lock		3
		Hydraulic Toe Board Parts	<a href="#">(See Section 11.15)</a>	
	034548	<b>BED RAIL ASSEMBLY, FRONT PAINTED (LT60/70 BED 1)</b>		1
11	034544	Tube Weldment, Bed Rail 1		1
12	F05010-5	Nut, 5/8-11 Hex		2
13	S13006	Bolt, Bed Rail Adjustment		2
14	F05008-78	Bolt, 1/2-13 X 4" Hex Head		2

REF	PART #	DESCRIPTION	COMMENTS	QTY.
15	F05011-2	Washer, 1/2" SAE Flat		4
16	F05010-8	Nut, 1/2-13 Nylon Lock		2
	079144	Cover Kit, Front/Rear Bed Rail SS		1
17	016898	Cover, Stainless Steel Bed Rail		1
18	F05006-10	Bolt, 5/16-18 X 2 1/2" Hex Head		3
19	F05010-6	Nut, 5/16-18 Hex Lock		3
		Hydraulic Toe Board Parts	<a href="#">(See Section 11.15)</a>	
20	015970	<b>WRENCH, BED RAIL ADJUSTMENT</b>	<b>OPTIONAL</b>	1
21	038843	<b>CAP, BED RAIL REMOVABLE END</b>		2
22	F05005-134	<b>BOLT, 1/4-20 X 3/4" W/CONICAL WASHER HEAD</b>		2

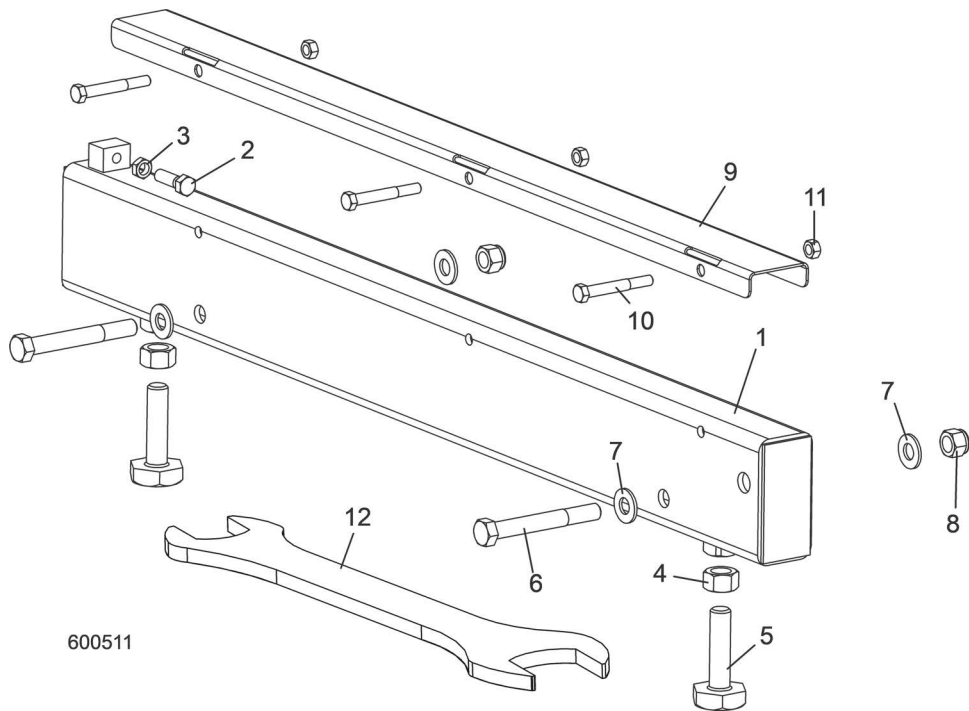
## 10.2 Bed Rail Assembly, Middle Front



REF	PART #	DESCRIPTION	COMMENTS	QTY.
	03454SAE	<b>BED RAIL ASSEMBLY, FRONT MIDDLE (LT60/70 BED 2)</b>		1
1	034545	Bed Rail Tube, Short	Available in assemblies only.	1
2	F05010-5	Nut, 5/8-11 Hex		2
3	S13006	Bolt, Bed Rail Adjustment		2
4	S04058	Plate, Bed Rail End Cap	Available in assemblies only.	2
5	F05008-78	Bolt, 1/2-13 X 4" Hex Head Grade 5		2
6	F05011-2	Washer, 1/2" SAE Flat		4
7	F05010-8	Nut, 1/2-13 Nylon Lock		2
	A0SAESAE56	Cover Assembly, Stainless Steel Bed Rail (Long)		1
8	S0SAESAE44	Cover, Stainless Steel Bed Rail	Available in assemblies only.	1
9	F05006-10	Bolt, 5/16-18 X 2 1/2" Hex Head		3
10	F05010-6	Nut, 5/16-18 Hex Lock		3
11	015SAE70	<b>WRENCH, BED RAIL ADJUSTMENT</b>		1

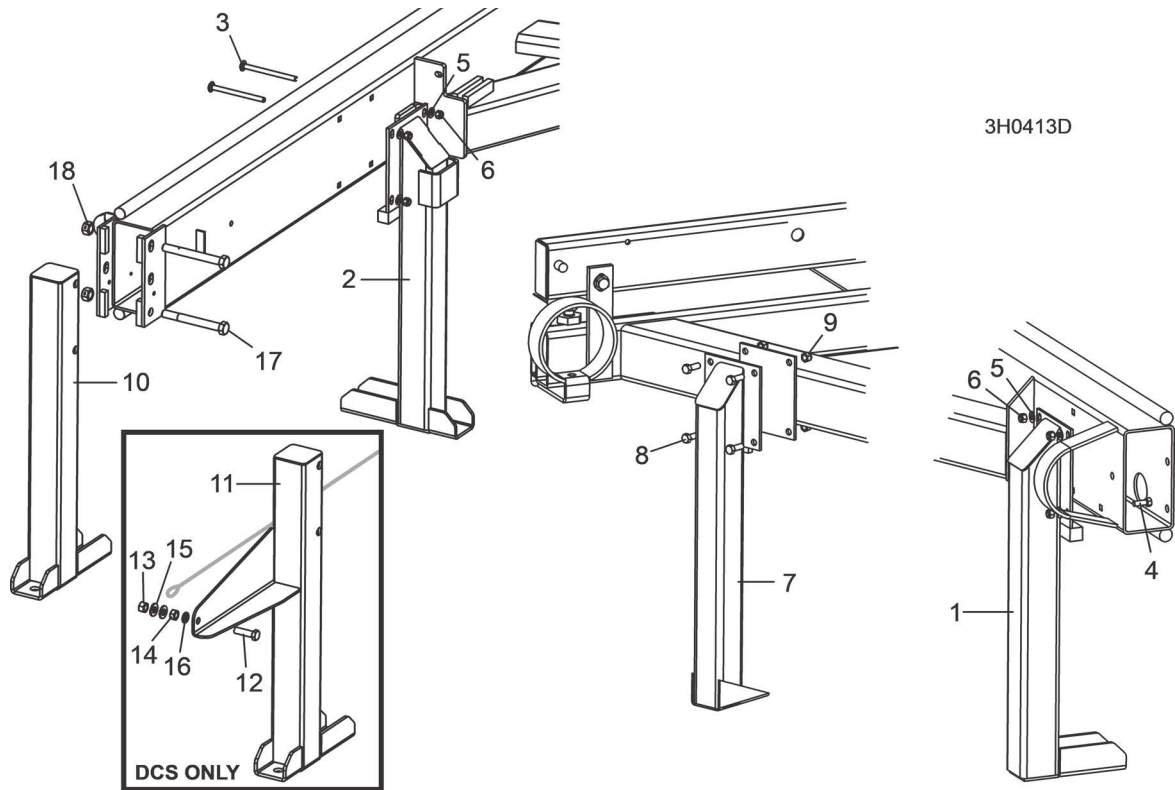


### 10.3 Bed Rail Assembly, Middle Rear



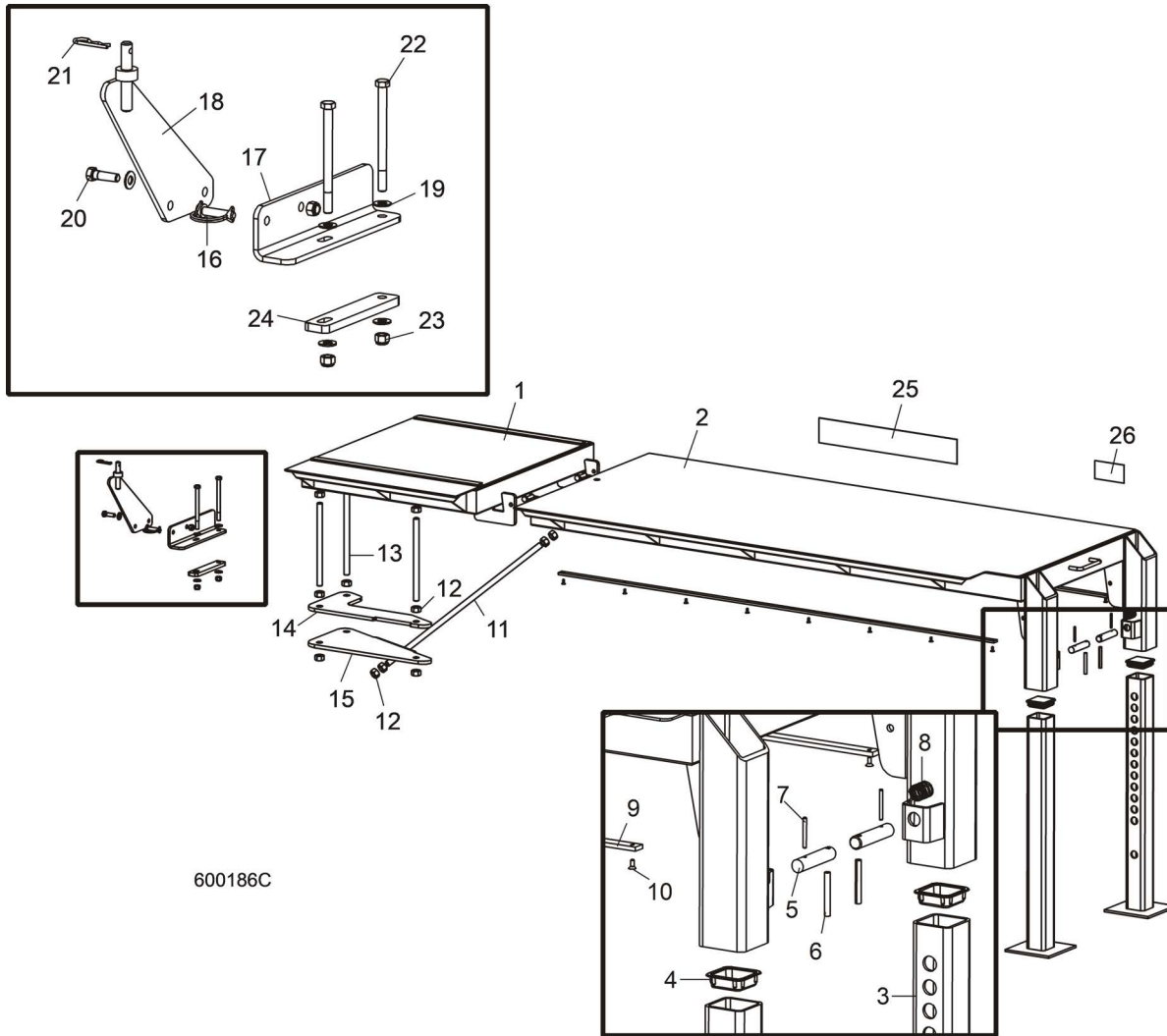
REF	PART #	DESCRIPTION	COMMENTS	QTY.
	034550	<b>BED RAIL ASSEMBLY, REAR MIDDLE PAINTED (LT60/70 BED 3)</b>		1
1	034546	Tube Weldment, Bed Rail 3		1
2	F05007-2	Screw, 3/8-16x1 1/4 HHC		1
3	F05010-2SAE	Nut, 3/8-16 Hex Jam		1
4	F05010-5	Nut, 5/8-11 Hex		2
5	S13006	Bolt, Bed Rail Adjustment		2
6	F05008-78	Bolt, 1/2-13 X 4" Hex Head Grade 5		2
7	F05011-2	Washer, 1/2" SAE Flat		4
8	F05010-8	Nut, 1/2-13 Nylon Lock		2
	A0SAESAE56	Cover Assembly, Stainless Steel Bed Rail (Long)		1
9	S0SAESAE44	Cover, Stainless Steel Bed Rail	Available in assemblies only.	1
10	F05006-10	Bolt, 5/16-18 X 2 1/2" Hex Head		3
11	F05010-6	Nut, 5/16-18 Hex Lock		3
12	015SAE70	<b>WRENCH, BED RAIL ADJUSTMENT</b>		1

### 10.4 Optional Legs Assembly (Stationary)



REF	PART #	DESCRIPTION	COMMENTS	QTY.
		<i>See Form #847</i> or diagram below for stationary sawmill foot anchor locations		
		<i>See Form #35SAE</i> for stationary sawmill w/bed extension foot anchor locations		
1	W0SAE513	<b>LEG, LONG STATIONARY (1 REQ'D FOR LT60HD; 3 REQ'D FOR LT70HD)</b>		1/3
2	0150SAE1	<b>LEG, LONG STATIONARY W/BOARD RETURN TABLE BRACKET</b>		1
3	F05007-113	<b>BOLT, 3/8-16 X 5" CARRIAGE HEAD</b>		8/12
4	F05007-2	<b>BOLT, 3/8-16 X 1 1/4" HEX HEAD (REQ'D FOR REAR LT70HD ONLY)</b>		4
5	F05011-3	<b>WASHER, 3/8" SAE FLAT</b>		8/16
6	F05010-10	<b>NUT, 3/8-16 HEX NYLON LOCK</b>		8/16
7	W0SAE515	<b>LEG, SHORT STATIONARY</b>		2
8	F05007-2	<b>BOLT, 3/8-16 X 1 1/4" HEX HEAD</b>		8
9	F05010-10	<b>NUT, 3/8-16 HEX NYLON LOCK</b>		8
10	W0SAE517	<b>LEG, FRONT STATIONARY</b>		1
11	065SAE35	Leg Weldment, Festoon Stationary Front		1
12	F05008-88	Bolt, 1/2-13 x 1 3/4" Full Thread Hex Head Grade 5		1
13	F05010-3	Nut, 1/2-13 Swaged Hex		1
14	F05010-35	Nut, 1/2-13 Free Hex		1
15	F05011-2	Washer, 1/2" SAW Flat		2
16	F05011-SAE	Washer, 1/2" Split Lock		1
17	F0500SAE-11	<b>BOLT, 5/8-11 X 5 1/2" HEX HEAD GRADE 5</b>		2
18	F05010-4	<b>NUT, 5/8-11 HEX LOCK</b>		2

### 10.5 Board Return Table Assembly

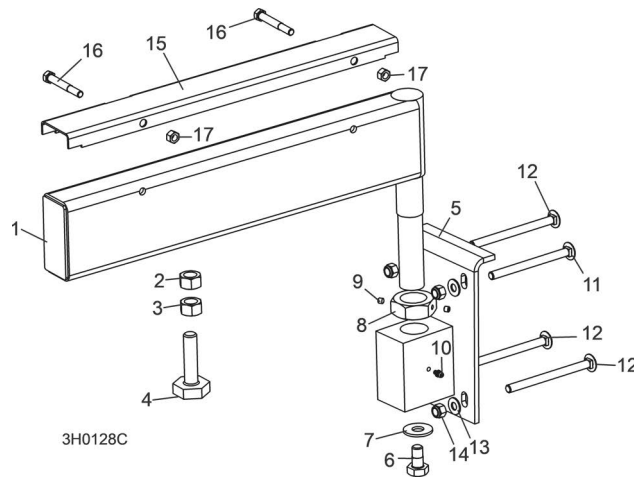


600186C

REF	PART #	DESCRIPTION	COMMENTS	QTY.
	BT1	<b>TABLE ASSEMBLY, BOARD</b>		1
1	045826	Table Weldment, Short Board		1
2	036670	Table Weldment, Long Board		1
3	W07537	Leg Weldment, Outrigger		2
4	P09926	Cap, Plastic Outrigger Leg		1
	016148	Pin Assembly, Outrigger Pull		2
5	016147	Pin, 3/4" Outrigger Pull	Available in assemblies only.	1
6	F05012-47	Pin, 5/16" x 2 1/2" Roll		1
7	F05012-103	Pin, 3/16" x 1 3/4" Roll		2
8	016145	Spring, .92" x 1 1/2" x .079" Compression		2
9	046400	Strip, 1/4" x 3/4" x 60"		2
10	F05004-61	Screw, #10-24 x 1/2" Flat Socket Head		16
11	046061	Rod, 5/8-11 x 24 1/2" Threaded		1
12	F05010-5	Nut, 5/8-11 Hex		13
13	045844	Rod, 5/8-11x 10" Threaded		3
14	045832	Plate, Upper Board Table Clamp		1
15	045833	Plate, Lower Board Table Clamp		1
16	046412	Pin, 3/8" x 1 3/8" Wire Lock		3

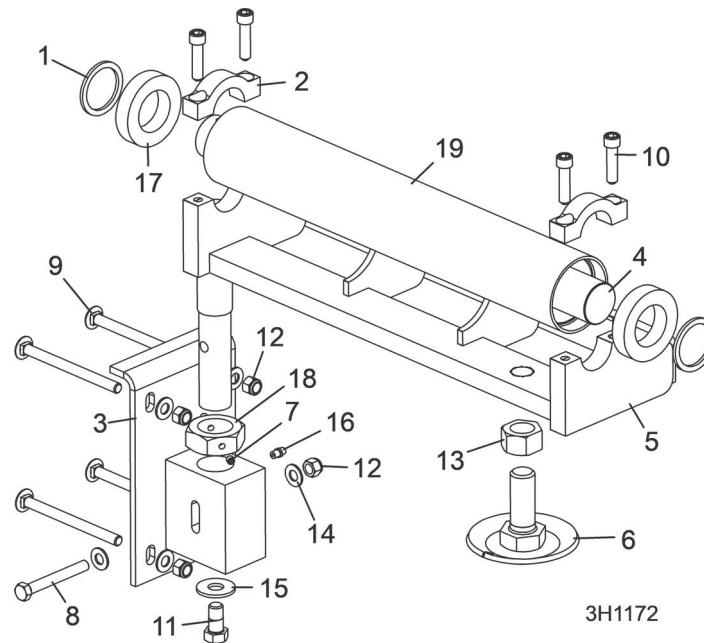
REF	PART #	DESCRIPTION	COMMENTS	QTY.
17	046091	Bracket, Board Table Mount		1
18	046095	Pin Weldment, Board Table Mount		1
19	F05011-3	Washer, 3/8" SAE Flat		5
20	F05007-123	Bolt, 3/8-16 x 1 1/4" Hex Head Grade 5		1
21	P05059	Pin, 1/8" x 1 13/16" Safety Retaining		1
22	F05007-86	Bolt, 3/8-16 x 5" Hex Head Grade 5		2
23	F05010-10	Nut, 3/8-16 Hex Nylon Lock		3
24	046099	Bracket, Lower Table Mount Clamp		1
25	S12281	Decal, Wood-Mizer Logo		1
26	015365	Decal, Board Return Danger		1

## 10.6 Pivot Bed Rail Assembly



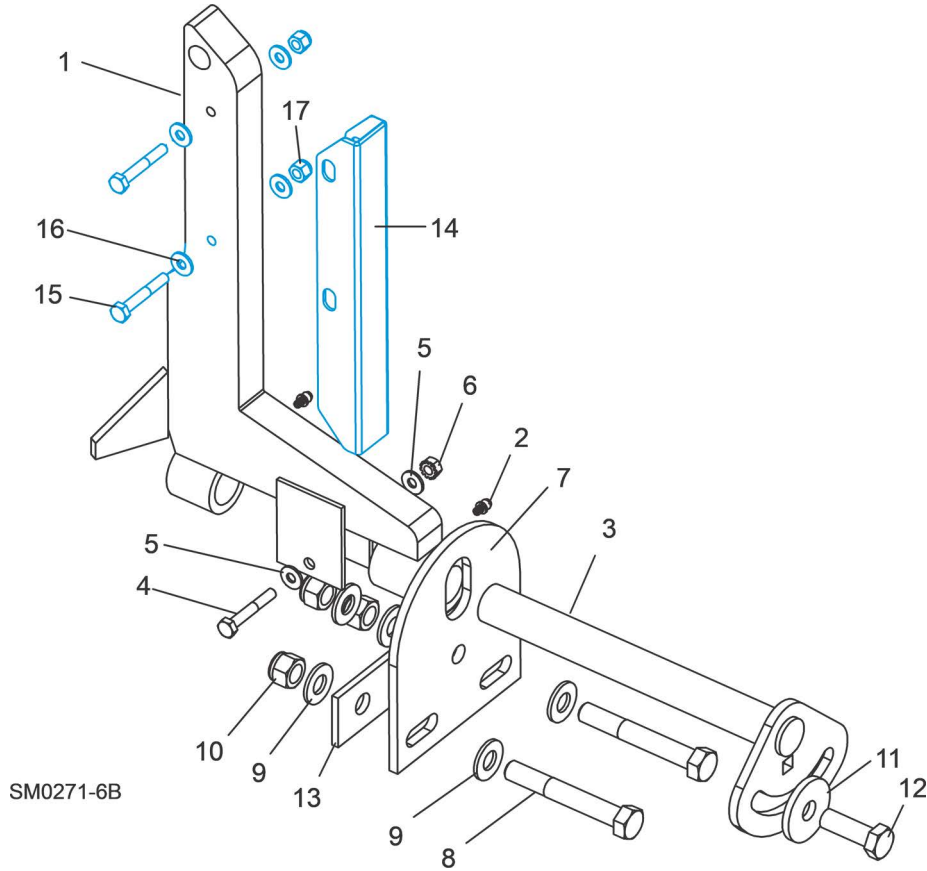
REF	PART #	DESCRIPTION	COMMENTS	QTY.
	A13015	<b>PIVOT BED RAIL ASSEMBLY (LT70HD)</b>	Replaced (1) A13015 Pivot Bed Rail Assembly at off load table end with (1) 07672SAE Taper Roller Pivot Assembly (LT70 Rev.B6.0SAE/LT70Super Rev. A4.07).	1
	012SAESAE3	<b>PIVOT BED RAIL ASSEMBLY ()</b>		2
<b>1</b>	W13014	Pivot Bed Rail Weldment (LT70HD)	Available in assemblies only.	1
	012SAESAE2	Pivot Bed Rail Weldment ()	Available in assemblies only.	1
<b>2</b>	F05010-84	Nut, 5/8-11 Pilot Weld		2
<b>3</b>	F05010-5	Nut, 5/8-11 Hex		2
<b>4</b>	S13006	Bolt, Bed Rail Adjustment		2
<b>5</b>	W130SAE0	Bracket, Pivot Rail Mounting		1
<b>6</b>	F05008-50	Bolt, 1/2-13 x 1" Hex Head Grade 2		1
<b>7</b>	F05011-52	Washer, SAE/16" SAE Flat		1
<b>8</b>	S13016	Nut, Pivot Rail Adjustment		1
<b>9</b>	F05005-42	Screw, 1/4-28 x 1/4" Brass Tip Set		2
<b>10</b>	P04107	Fitting, 3/16" Grease		1
<b>11</b>	F05007-114	<b>BOLT, 3/8-16 X 4 3/4" CARRIAGE HEAD</b>		2
<b>12</b>	F05007-113	<b>BOLT, 3/8-16 X 5" CARRIAGE HEAD</b>		6
<b>13</b>	F05011-3	<b>WASHER, 3/8" SAE FLAT</b>		8
<b>14</b>	F05010-10	<b>NUT, 3/8-16 NYLON LOCK</b>		8
	017710	<b>COVER KIT, PIVOT RAIL STAINLESS STEEL (LT70HD)</b>		2
	015SAE26	<b>COVER KIT, PIVOT RAIL STAINLESS STEEL ()</b>		2
<b>15</b>	S13012	Cover, Stainless Steel Pivot Bed Rail (LT70HD)		1
	012SAESAE4	Cover, Stainless Steel Pivot Bed Rail ()		1
<b>16</b>	F05006-10	Bolt, 5/16-18 X 2 1/2" Hex Head		2
<b>17</b>	F05010-6	Nut, 5/16-18 Hex Lock		2
	015SAE70	<b>WRENCH, BED RAIL ADJUSTMENT</b>	<i>(See Section 10.1)</i>	1

## 10.7 Taper Roller Pivot Assembly



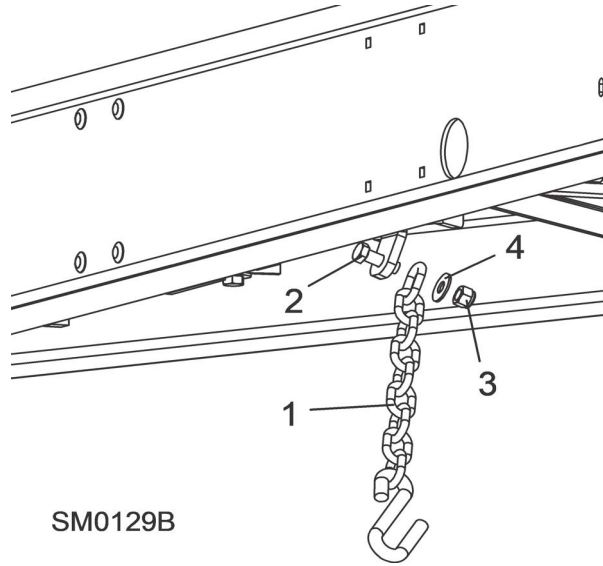
REF	PART #	DESCRIPTION	COMMENTS	QTY.
	076729	<b>PIVOT ASSEMBLY, TAPER ROLLER</b>		1
1	074843	Plate, 1-19/32x2x1/8 Spacer		2
2	076234	Plate, Taper Roller Cap		2
3	076698	Mount Weldment, Pivot Bed Rail		1
4	076753	Shaft, Toe Board 1-9/16 Dia		1
5	076754	Pivot Weldment, Taper Roller		1
6	079075	Roller Weldment, Taper Roller Height Adjust		1
7	F05005-42	Screw, 1/4-28x1/4 SH Brass Tip Set		2
8	F05007-1	Bolt, 3/8-16x3 FT Hex Head		1
9	F05007-114	Bolt, 3/8-16x4 3/4 Carriage		4
10	F05007-36	Screw, 3/8-16x1 1/2 BO SHC		4
11	F05008-50	Bolt, 1/2-13x1 Hex Head		1
12	F05010-10	Nut, 3/8-16 Hex Nyloc		5
13	f05010-136	Nut, 7/8-9 Free		1
14	F05011-3	Washer, 3/8 Flat SAE		6
15	F05011-52	Washer, 9/16 Flat		1
16	P05060	Fitting, 1/4-28 Grease		1
17	P13024	Bearing, 1.575x2.677x.591		2
18	S13016	Nut, Pivot Rail Adjust		1
19	S13020	Tube, 2 1/2x17 1/2 Toe Board		1
	015970	<b>WRENCH, BED RAIL ADJUSTMENT</b>	<i>(See Section 10.1)</i>	1

## 10.8 Log Side Support Assembly (Manual)



REF	PART #	DESCRIPTION	COMMENTS	QTY.
1	015235	<b>SUPPORT, LOG SIDE</b>		2
2	P04107	Fitting, 3/16" Grease		2
	01655SAE	<b>MOUNTING KIT, LOG SIDE SUPPORT</b>		2
3	016544	Pin, Log Side Support Pivot		1
4	F05005-4	Bolt, 1/4-20 X 1 1/2" Hex Head Grade 5		1
5	F05011-11	Washer, 1/4" SAE Flat		2
6	F05010-SAE	Nut, 1/4-20 Self Locking		1
7	016555	Plate, Log Side Support End		1
8	F05008-61	Bolt, 1/2-13 X 3 1/2" Hex Head Grade 5		2
9	F05011-2	Washer, 1/2" SAE Flat		5
10	F05010-8	Nut, 1/2-13 Hex Nylon Lock		3
11	014632	Washer, .52" x 1.6SAE"		1
12	F05008-33	Bolt, 1/2-13 X 1 1/2" Hex Head Grade 5		1
13	016558	Plate, Side Support Washer Clamp		1
	0167SAE8	<b>GUARD KIT, STAINLESS STEEL SIDE SUPPORT</b>		1
14	016722	Guard, Stainless Steel Side Support		4
15	F05005-4	Bolt, 1/4-20 x 1 3/4" Hex Head		8
16	F05011-11	Washer, 1/4" SAE Flat		16
	F05011-5	Washer, 5/8" SAE Flat		4
17	F05010-6SAE	Nut, 1/4-20 Hex Nylon Lock		8
	0167SAE8-1005	Instruction Sheet		1
	016562	<b>ROLLER KIT, SIDE SUPPORT</b>	<b>(OPTIONAL FOR MANUAL )</b>	2

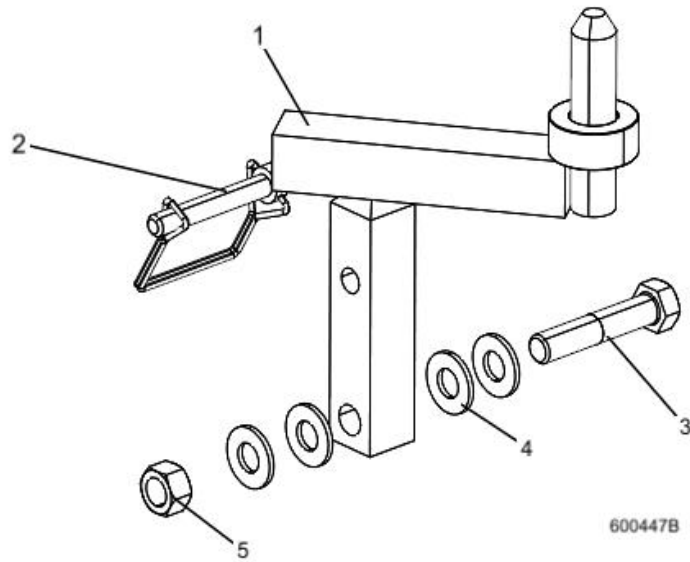
### 10.9 Safety Chain Assembly



REF	PART #	DESCRIPTION	COMMENTS	QTY.
1	107SAE72	CHAIN, 15 INCH SAFETY		1
2	F05008-33	BOLT, 1/2-13X1 1/2 HEX HEAD GRADE 5		1
3	F05010-8	NUT, 1/2-13 NYLON HEX LOCK		1
4	F05011-35	WASHER, 7/16 STANDARD FLAT		1

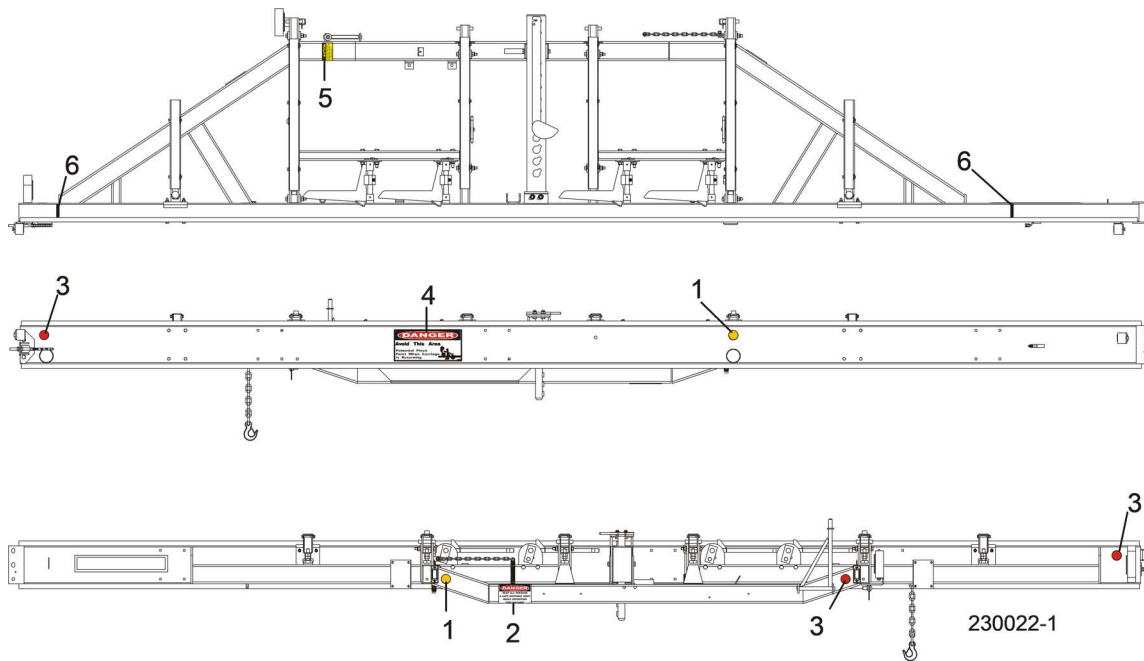


## 10.10 Saw Head Rest Pin Assembly



REF	PART #	DESCRIPTION	COMMENTS	QTY.
	0745SAE6	Pin Assembly, LT70 Rest		1
	0745SAE7	Pin Assembly, LT70 Rest (Wide Head)		1
1	074126	Pin, Saw Head Rest	074126 replaced 034442 Saw-head Rest Pin and 074127 replaced 065464 Sawhead Rest (Wide Head) Pin (Rev. B5.02).	1
	074127 <sup>1</sup>	Pin, Saw Head Rest (Wide Head)		1
2	014151	Pin, 3/8" x 2 1/4" Snap Retainer		1
3	F05008-74	Bolt, 1/2-13 x 2 1/2" Hex Head Grade 5	F05008-74 replaced F05008-10 after 5/14/2021, ECN 37840.	1
4	F05011-2	Washer, 1/2" SAE Flat	(2) F05011-2 added after 5/14/2021, ECN 37840.	4
5	F05010-3	Nut, 1/2-13 Hex Lock		1

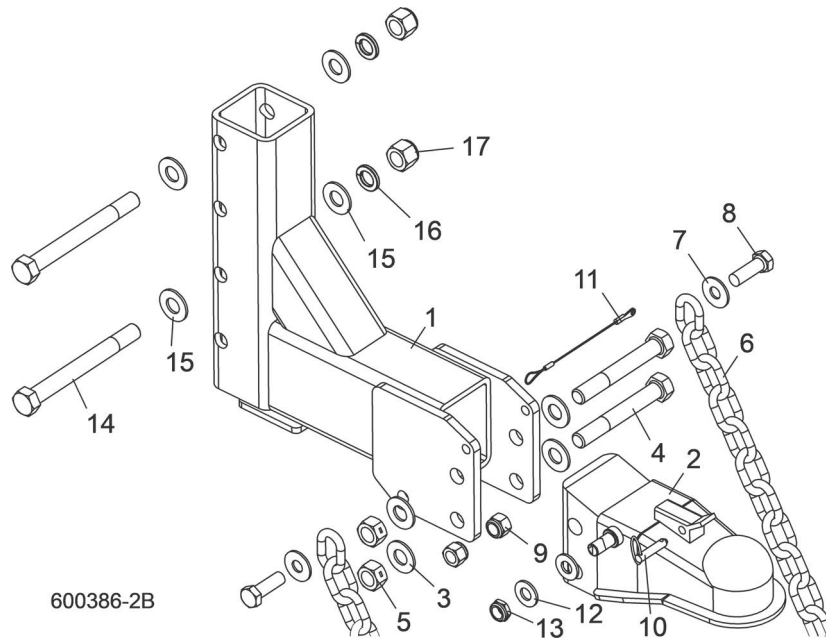
### 10.11 Bed Frame Decals



REF	PART #	DESCRIPTION	COMMENTS	QTY.
1	P07453	DECAL, AMBER REFLECTIVE 2" ROUND		2
2	S0SAE851	DECAL, KEEP AWAY DANGER		1
3	P07452	DECAL, RED REFLECTIVE 2" ROUND		3
4	P10287	DECAL, PINCH POINT DANGER		1
5	S12581	DECAL, SAW HEAD REST CAUTION		1
6	S12051	DECAL, LOG LIMIT STRIPE		2

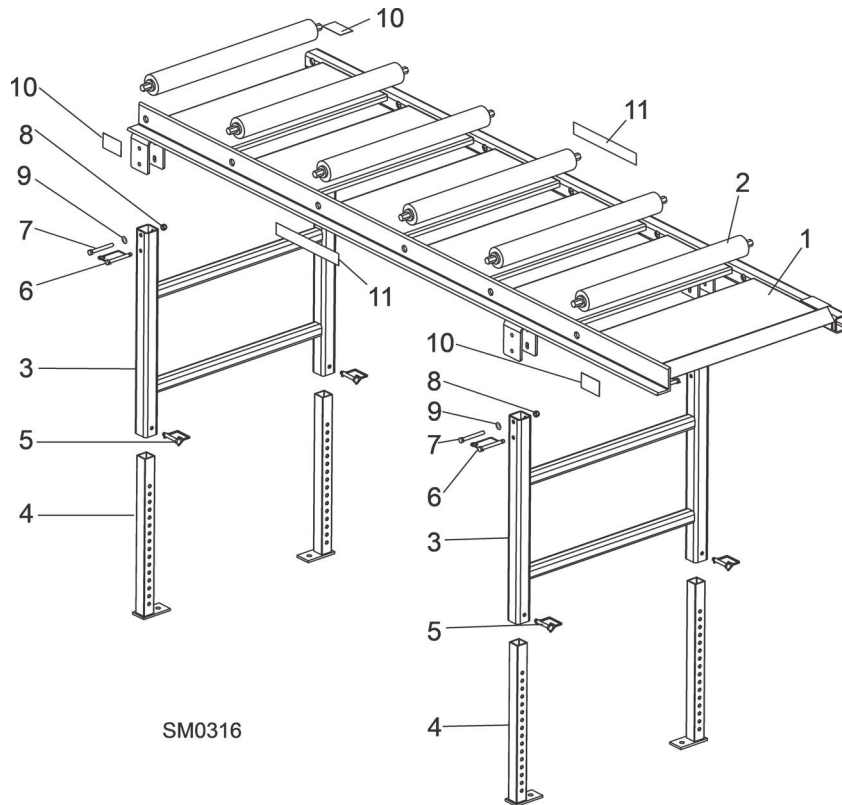
## 10.12 Hitch Assembly

LT70HD DCS Remote Rev. B5.00+



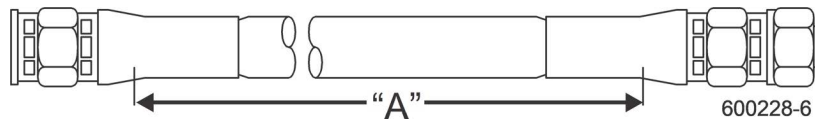
REF	PART #	DESCRIPTION	COMMENTS	QTY.
	065924	<b>HITCH ASSEMBLY, DCS W/FESTOON</b>		1
	065926	Assembly, DCS w/ Festoon Hitch		1
<b>1</b>	110422	Hitch Weldment, 8,500#		1
<b>2</b>	110476	Hitch Weldment, DCS		1
<b>3</b>	F05011-5	Washer, 5/8 SAE Flat		4
<b>4</b>	F05009-10	Bolt, 5/8-11x4 1/2 Hex Head Gr5		2
<b>5</b>	F05010-4	Nut, 5/8-11 Swaged Hex		2
<b>6</b>	107163	Chain, 30 Inch Safety		2
<b>7</b>	F05011-35	Washer, 7/16 Standard Flat		2
<b>8</b>	F05008-33	Bolt, 1/2-13x1 1/2 Hex Head Gr5		2
<b>9</b>	F05010-8	Nut, 1/2-13 Nyl Hex Lock		2
<b>10</b>	F05012-45	Pin, 5/16x1 Detaining		1
<b>11</b>	016030	Lanyard, 3/64x6		1
<b>12</b>	F05011-2	Washer, 1/2 SAE Flat		2
<b>13</b>	F05010-127	Nut, 1/2-13 Half Nylock, Znc		1
<b>14</b>	F05009-22	<b>BOLT, 5/8-11 X 6" HEX HEAD GRADE 5</b>		2
<b>15</b>	F05011-5	<b>WASHER, 5/8" SAE FLAT</b>		4
<b>16</b>	F05011-27	<b>WASHER, 5/8" SPLIT LOCK</b>		2
<b>17</b>	F05010-34	<b>NUT, 5/8-11 HEX NYLON LOCK</b>		2

### 10.13 Board Outfeed Table (Optional)



REF	PART #	DESCRIPTION	COMMENTS	QTY.
	016652	<b>TABLE ASSEMBLY, BOARD OUTFEED</b>		1
<b>1</b>	016606	Table Weldment, Board Outfeed		1
<b>2</b>	038167	Roller, 2 1/2" x 25"		6
<b>3</b>	016609	Mount Weldment, Outfeed Table Leg		2
<b>4</b>	016651	Leg Weldment, Outfeed Table		4
<b>5</b>	014151	Pin, 3/8" x 2 1/4" Square Wire Lock		4
<b>6</b>	016677	Pin, Snap - Coil Tension		4
<b>7</b>	F05004-123	Bolt, 3/8-16x3 1/2 HH Gr5		4
<b>8</b>	F05010-222	Nut, 3/8-16 Flanged Hex Nylock		4
<b>9</b>	F05011-3	Washer, 3/8 Flat SAE		4
<b>10</b>	S12641	Decal, Hand Pinch Point Warning		4
<b>11</b>	015882	Decal, Wood-Mizer Logo 10.25"		2

## SECTION 11 BED HYDRAULIC SYSTEM



### 11.1 Hydraulic Hoses

LT70 Super Rev. A4.08+

Hose List				
ID	Color	Length	Description	Wood-Mizer Part#
H1	N/A	44"	Assy, 3/4x44 Hydraulic Suction Hose	074591
H2	Yellow	124"	1/2" Hydraulic Pump to Head Manifold Pressure 90 Fitting	079004-124
H3	Green	124"	1/2" Hydraulic Pump to Head Manifold Pressure T Fitting	079004-124
H4	Orange	7"	1/2" Head Manifold Bypass to Pressure 90 Fitting	079004-7
H5	Red	254"	1/2" Pressure 90 Fitting to Pressure Bulkhead	079004-254
H6	N/A	97"	Assy, 5/8x44 Hydraulic Hose	074593
H7	N/A	44"	Assy, 5/8x44 Hydraulic Hose	074592
H8	Blue	254"	1/2" Return T Fitting to Return Bulkhead	079004-254
H9	Steel Line		Tube, Feed Outside 1/2" Steel Hydraulic	075317
H10	Steel Line		Tube, Feed inside 1/2" Steel Hydraulic	075316
H13	Steel Line		Tube, Up/Dn Short 3/8" Steel Hydraulic	075226
H14	Steel Line		Tube, Up/Dn Long 3/8" Steel Hydraulic	075227
H15	White	16"	1/2" Pressure Bulkhead to Proportional Valve #1	079004-16
H16	N/A	34"	1/2" Prop Valve #3 to Bed Manifold Pressure	079004-34
H17	Black	16"	1/2" Bed Manifold Tank to Prop #2 Branch T Fitting	079004-16
H18	Purple	11"	1/2" Prop #2 Branch T Fitting To Return Bulkhead	079004-11
H19	Black	87"	1/4" Rear Toe Board Base	079000-87
H20	Purple	81"	1/4" Rear Toe Board Top	079000-81
H21	Black	65"	3/8" Log Turner Motor Closest to Frame	079001-65
H22	Purple	61"	3/8" Log Turner Motor Away from Frame	079001-61
H23	Yellow	32"	1/4" Clamp Up	079000-32
H24	Green	43"	1/4" Clamp Down	079000-43
H25	White	23"	3/8" Clamp In	079001-23
H26	Orange	20"	3/8" Clamp Out	079001-20
H27	Pink	15"	3/8" Side Support Base	079001-15
H28	N/A	16"	3/8" Side Support Top	079001-16
H29	N/A	73"	3/8" Log Turner Base	079001-73
H30	Orange	65"	3/8" Log Turner Top	079001-65
H31	Gray	56"	1/4" Front Toe Board Base	079000-56
H32	Yellow	52"	1/4" Front Toe Board Top	079000-52
H33	Red	20"	3/8" Loading Arm Base	079001-20
H34	Blue	21"	3/8" Loading Arm Top	079001-21
H35	Yellow	77"	3/8" Loading Arm Branch Base	079001-77
H36	Yellow	34"	3/8" Loading Arm Branch Base	079001-34
H37	Green	74"	3/8" Loading Arm Branch Top	079001-74
H38	Green	34"	3/8" Loading Arm Branch Top	079001-34
H39	N/A	48"	Hose, 3/8" Hydraulic w/Fittings 48" HP	079001-48
H40	N/A	48"	Hose, 3/8" Hydraulic w/Fittings 48" HP	079001-48
H41	N/A	48"	Hose, 3/8" Hydraulic w/Fittings 48" HP	079001-48
H42	N/A	48"	Hose, 3/8" Hydraulic w/Fittings 48" HP	079001-48
H43	N/A	84"	Hose, 3/8" Hydraulic w/Fittings CS 84" Long, 90	079001-84
H44	N/A	84"	Hose, 3/8" Hydraulic w/Fittings CS 84" Long, 90	079001-84

FIG. 11-0 HYDRAULIC HOSES (PAGE 1 OF 1)

## 11.2 Hydraulic Hoses

LT70 Super Rev. A4.00 - A4.07

Hose List				
ID	Color	Length	Description	Wood-Mizer Part#
H1	N/A	44"	Assy, 3/4x44 Hydraulic Suction Hose	074591
H2	Yellow	124"	1/2" Hydraulic Pump to Head Manifold Pressure 90 Fitting	079004-124
H3	Green	124"	1/2" Hydraulic Pump to Head Manifold Pressure T Fitting	079004-124
H4	Orange	7"	1/2" Head Manifold Bypass to Pressure 90 Fitting	079004-7
H5	Red	254"	1/2" Pressure 90 Fitting to Pressure Bulkhead	079004-254
H6	N/A	97"	Assy, 5/8x44 Hydraulic Hose	074593
H7	N/A	44"	Assy, 5/8x44 Hydraulic Hose	074592
H8	Blue	254"	1/2" Return T Fitting to Return Bulkhead	079004-254
H9	Steel Line		Tube, Feed Outside 1/2" Steel Hydraulic	075317
H10	Steel Line		Tube, Feed inside 1/2" Steel Hydraulic	075316
H13	Steel Line		Tube, Up/Dn Short 3/8" Steel Hydraulic	075226
H14	Steel Line		Tube, Up/Dn Long 3/8" Steel Hydraulic	075227
H15	White	16"	1/2" Pressure Bulkhead to Proportional Valve #1	079004-16
H16	N/A	34"	1/2" Prop Valve #3 to Bed Manifold Pressure	079004-34
H17	Black	16"	1/2" Bed Manifold Tank to Prop #2 Branch T Fitting	079004-16
H18	Purple	11"	1/2" Prop #2 Branch T Fitting To Return Bulkhead	079004-11
H19	Black	87"	1/4" Rear Toe Board Base	079000-87
H20	Purple	81"	1/4" Rear Toe Board Top	079000-81
H21	Black	65"	3/8" Log Turner Motor Closest to Frame	079001-65
H22	Purple	61"	3/8" Log Turner Motor Away from Frame	079001-61
H23	Yellow	32"	1/4" Clamp Up	079000-32
H24	Green	43"	1/4" Clamp Down	079000-43
H25	White	23"	3/8" Clamp In	079001-23
H26	Orange	20"	3/8" Clamp Out	079001-20
H27	Pink	15"	3/8" Side Support Base	079001-15
H28	N/A	16"	3/8" Side Support Top	079001-16
H29	N/A	73"	3/8" Log Turner Base	079001-73
H30	Orange	65"	3/8" Log Turner Top	079001-65
H31	Gray	56"	1/4" Front Toe Board Base	079000-56
H32	Yellow	52"	1/4" Front Toe Board Top	079000-52
H33	Red	20"	3/8" Loading Arm Base	079001-20
H34	Blue	21"	3/8" Loading Arm Top	079001-21
H35	Yellow	77"	3/8" Loading Arm Branch Base	079001-77
H36	Yellow	34"	3/8" Loading Arm Branch Base	079001-34
H37	Green	74"	3/8" Loading Arm Branch Top	079001-74
H38	Green	34"	3/8" Loading Arm Branch Top	079001-34
H39	N/A	48"	Hose, 3/8" Hydraulic w/Fittings 48" HP	079001-48
H40	N/A	48"	Hose, 3/8" Hydraulic w/Fittings 48" HP	079001-48
H41	N/A	48"	Hose, 3/8" Hydraulic w/Fittings 48" HP	079001-48
H42	N/A	48"	Hose, 3/8" Hydraulic w/Fittings 48" HP	079001-48
H43	N/A	84"	Hose, 3/8" Hydraulic w/Fittings CS 84" Long, 90	079001-84
H44	N/A	84"	Hose, 3/8" Hydraulic w/Fittings CS 84" Long, 90	079001-84
H45	Steel Line		Tube, 1/2" Head Manifold FA To CPR	074917

FIG. 11-0 HYDRAULIC HOSES (PAGE 1 OF 1)

### 11.3 Hydraulic Hoses

LT70 Super Rev. A3.01

Hose List				
ID	Color	Length	Description	Wood-Mizer Part#
H1	N/A	44"	Assy, 3/4x44 Hydraulic Suction Hose	074591
H2	Yellow	124"	1/2" Hydraulic Pump to Head Manifold Pressure 90 Fitting	079004-124
H3	Green	124"	1/2" Hydraulic Pump to Head Manifold Pressure T Fitting	079004-124
H4	Orange	7"	1/2" Head Manifold Bypass to Pressure 90 Fitting	079004-7
H5	Red	254"	1/2" Pressure 90 Fitting to Pressure Bulkhead	079004-254
H6	N/A	97"	Assy, 5/8x44 Hydraulic Hose	074593
H7	N/A	44"	Assy, 5/8x44 Hydraulic Hose	074592
H8	Blue	254"	1/2" Return T Fitting to Return Bulkhead	079004-254
H9	Steel Line		Tube, Feed Outside 1/2" Steel Hydraulic	075317
H10	Steel Line		Tube, Feed inside 1/2" Steel Hydraulic	075316
H11	N/A	18"	1/4" PF Case Drain to Relief Valve #1	079000-18
H12	N/A	64"	1/4" Relief Valve #2 to Tank Tee	079000-64
H13	Steel Line		Tube, Up/Dn Short 3/8" Steel Hydraulic	075226
H14	Steel Line		Tube, Up/Dn Long 3/8" Steel Hydraulic	075227
H15	White	16"	1/2" Pressure Bulkhead to Proportional Valve #1	079004-16
H16	N/A	34"	1/2" Prop Valve #3 to Bed Manifold Pressure	079004-34
H17	Black	16"	1/2" Bed Manifold Tank to Prop #2 Branch T Fitting	079004-16
H18	Purple	11"	1/2" Prop #2 Branch T Fitting To Return Bulkhead	079004-11
H19	Black	87"	1/4" Rear Toe Board Base	079000-87
H20	Purple	81"	1/4" Rear Toe Board Top	079000-81
H21	Black	65"	3/8" Log Turner Motor Closest to Frame	079001-65
H22	Purple	61"	3/8" Log Turner Motor Away from Frame	079001-61
H23	Yellow	32"	1/4" Clamp Up	079000-32
H24	Green	43"	1/4" Clamp Down	079000-43
H25	White	23"	3/8" Clamp In	079001-23
H26	Orange	20"	3/8" Clamp Out	079001-20
H27	Pink	15"	3/8" Side Support Base	079001-15
H28	N/A	16"	3/8" Side Support Top	079001-16
H29	N/A	73"	3/8" Log Turner Base	079001-73
H30	Orange	65"	3/8" Log Turner Top	079001-65
H31	Gray	56"	1/4" Front Toe Board Base	079000-56
H32	Yellow	52"	1/4" Front Toe Board Top	079000-52
H33	Red	20"	3/8" Loading Arm Base	079001-20
H34	Blue	21"	3/8" Loading Arm Top	079001-21
H35	Yellow	77"	3/8" Loading Arm Branch Base	079001-77
H36	Yellow	34"	3/8" Loading Arm Branch Base	079001-34
H37	Green	74"	3/8" Loading Arm Branch Top	079001-74
H38	Green	34"	3/8" Loading Arm Branch Top	079001-34
H39	N/A	48"	Hose, 3/8" Hydraulic w/Fittings 48" HP	079001-48
H40	N/A	48"	Hose, 3/8" Hydraulic w/Fittings 48" HP	079001-48
H41	N/A	48"	Hose, 3/8" Hydraulic w/Fittings 48" HP	079001-48
H42	N/A	48"	Hose, 3/8" Hydraulic w/Fittings 48" HP	079001-48
H43	N/A	84"	Hose, 3/8" Hydraulic w/Fittings CS 84" Long, 90	079001-84

FIG. 11-0 HYDRAULIC HOSES (PAGE 1 OF 2)

Hose List				
ID	Color	Length	Description	Wood-Mizer Part#
H44	N/A	84"	Hose, 3/8" Hydraulic w/Fittings CS 84" Long, 90	079001-84

**FIG. 11-0 HYDRAULIC HOSES (PAGE 2 OF 2)**



## 11.4 Hydraulic Hoses

LT70 Super Rev. A2.00 - A3.00

Hose List				
ID	Color	Length	Description	Wood-Mizer Part#
H1	N/A	44"	Assy, 3/4x44 Hydraulic Suction Hose	074591
H2	Yellow	124"	1/2" Hydraulic Pump to Head Manifold Pressure 90 Fitting	079004-124
H3	Green	124"	1/2" Hydraulic Pump to Head Manifold Pressure T Fitting	079004-124
H4	Orange	7"	1/2" Head Manifold Bypass to Pressure 90 Fitting	079004-7
H5	Red	254"	1/2" Pressure 90 Fitting to Pressure Bulkhead	079004-254
H6	N/A	97"	Assy, 5/8x44 Hydraulic Hose	074593
H7	N/A	44"	Assy, 5/8x44 Hydraulic Hose	074592
H8	Blue	254"	1/2" Return T Fitting to Return Bulkhead	079004-254
H9	Steel Line		Tube, Feed Outside 1/2" Steel Hydraulic	075317
H10	Steel Line		Tube, Feed inside 1/2" Steel Hydraulic	075316
H11	N/A	18"	1/4" PF Case Drain to Relief Valve #1	079000-18
H12	N/A	64"	1/4" Relief Valve #2 to Tank Tee	079000-64
H13	Steel Line		Tube, Up/Dn Short 3/8" Steel Hydraulic	075226
H14	Steel Line		Tube, Up/Dn Long 3/8" Steel Hydraulic	075227
H15	White	16"	1/2" Pressure Bulkhead to Proportional Valve #1	079004-16
H16	N/A	34"	1/2" Prop Valve #3 to Bed Manifold Pressure	079004-34
H17	Black	16"	1/2" Bed Manifold Tank to Prop #2 Branch T Fitting	079004-16
H18	Purple	11"	1/2" Prop #2 Branch T Fitting To Return Bulkhead	079004-11
H19	Black	87"	1/4" Rear Toe Board Base	079000-87
H20	Purple	81"	1/4" Rear Toe Board Top	079000-81
H21	Black	65"	3/8" Log Turner Motor Closest to Frame	079001-65
H22	Purple	61"	3/8" Log Turner Motor Away from Frame	079001-61
H23	Yellow	32"	1/4" Clamp Up	079000-32
H24	Green	43"	1/4" Clamp Down	079000-43
H25	White	23"	3/8" Clamp In	079001-23
H26	Orange	20"	3/8" Clamp Out	079001-20
H27	Pink	15"	3/8" Side Support Base	079001-15
H28	N/A	16"	3/8" Side Support Top	079001-16
H29	N/A	73"	3/8" Log Turner Base	079001-73
H30	Orange	65"	3/8" Log Turner Top	079001-65
H31	Gray	56"	1/4" Front Toe Board Base	079000-56
H32	Yellow	52"	1/4" Front Toe Board Top	079000-52
H33	Red	20"	3/8" Loading Arm Base	079001-20
H34	Blue	21"	3/8" Loading Arm Top	079001-21
H35	Yellow	77"	3/8" Loading Arm Branch Base	079001-77
H36	Yellow	34"	3/8" Loading Arm Branch Base	079001-34
H37	Green	74"	3/8" Loading Arm Branch Top	079001-74
H38	Green	34"	3/8" Loading Arm Branch Top	079001-34
H39	N/A	48"	Hose, 3/8" Hydraulic w/Fittings 48" HP	079001-48
H40	N/A	48"	Hose, 3/8" Hydraulic w/Fittings 48" HP	079001-48
H41	N/A	48"	Hose, 3/8" Hydraulic w/Fittings 48" HP	079001-48
H42	N/A	48"	Hose, 3/8" Hydraulic w/Fittings 48" HP	079001-48
H43	N/A	84"	Hose, 3/8" Hydraulic w/Fittings CS 84" Long, 90	079001-84

FIG. 11-0 HYDRAULIC HOSES (PAGE 1 OF 2)

Hose List				
ID	Color	Length	Description	Wood-Mizer Part#
H44	N/A	84"	Hose, 3/8" Hydraulic w/Fittings CS 84" Long, 90	079001-84

**FIG. 11-0 HYDRAULIC HOSES (PAGE 2 OF 2)**

## 11.5 Hydraulic Hoses

LT70 SuperRev. A1.00

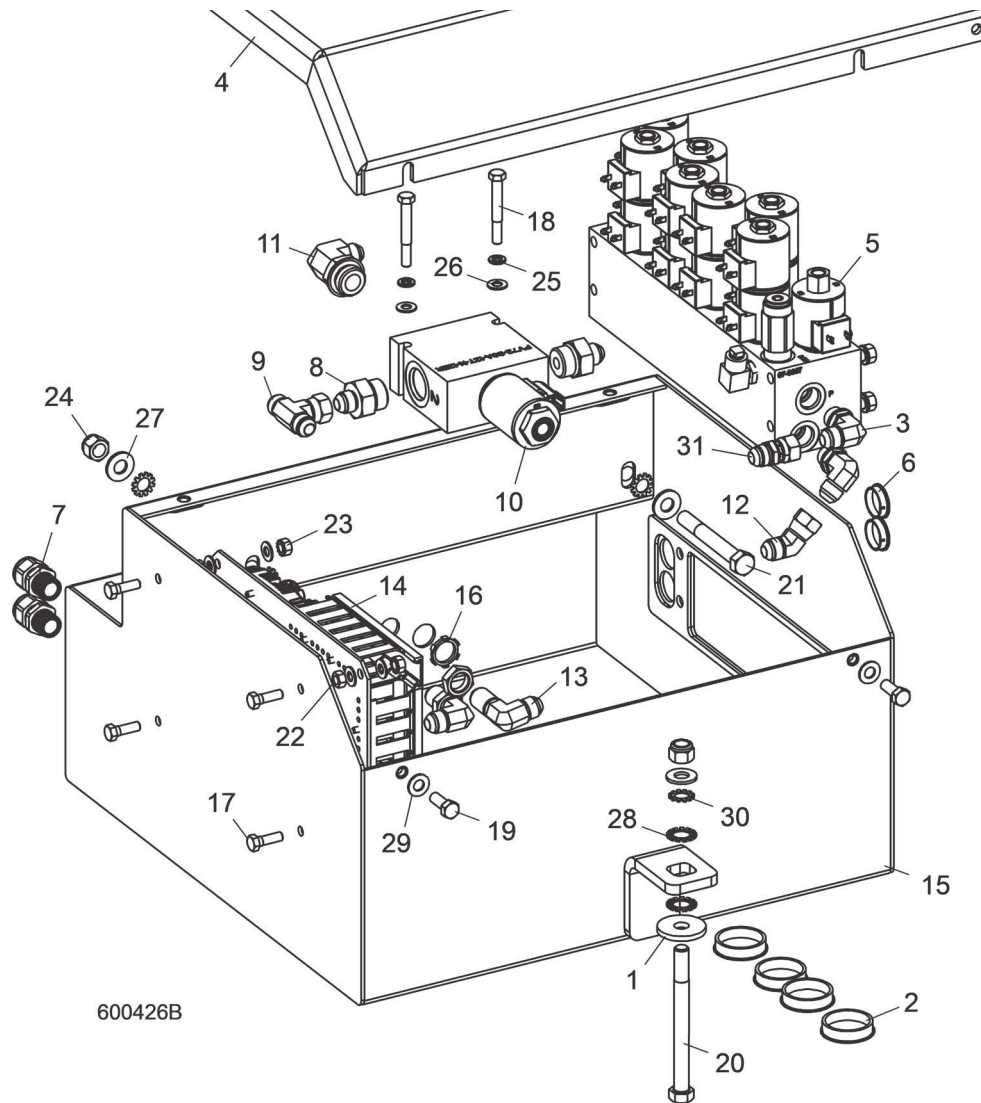
Hose List				
ID	Color	Length	Description	Wood-Mizer Part#
H1	N/A	44"	Assy, 3/4x44 Hydraulic Suction Hose	074591
H2	Yellow	124"	1/2" Hydraulic Pump to Head Manifold Pressure 90 Fitting	079004-124
H3	Green	124"	1/2" Hydraulic Pump to Head Manifold Pressure T Fitting	079004-124
H4	Orange	7"	1/2" Head Manifold Bypass to Pressure 90 Fitting	079004-7
H5	Red	254"	1/2" Pressure 90 Fitting to Pressure Bulkhead	079004-254
H6	N/A	97"	Assy, 5/8x44 Hydraulic Hose	074593
H7	N/A	44"	Assy, 5/8x44 Hydraulic Hose	074592
H8	Blue	254"	1/2" Return T Fitting to Return Bulkhead	079004-254
H9	Steel Line		Tube, Feed Outside 1/2" Steel Hydraulic	075317
H10	Steel Line		Tube, Feed inside 1/2" Steel Hydraulic	075316
H11	N/A	18"	1/4" PF Case Drain to Relief Valve #1	079000-18
H12	N/A	64"	1/4" Relief Valve #2 to Tank Tee	079000-64
H13	Steel Line		Tube, Up/Dn Short 3/8" Steel Hydraulic	075226
H14	Steel Line		Tube, Up/Dn Long 3/8" Steel Hydraulic	075227
H15	White	16"	1/2" Pressure Bulkhead to Proportional Valve #1	079004-16
H16	N/A	34"	1/2" Prop Valve #3 to Bed Manifold Pressure	079004-34
H17	Black	16"	1/2" Bed Manifold Tank to Prop #2 Branch T Fitting	079004-16
H18	Purple	11"	1/2" Prop #2 Branch T Fitting To Return Bulkhead	079004-11
H19	Black	87"	1/4" Rear Toe Board Base	079000-87
H20	Purple	81"	1/4" Rear Toe Board Top	079000-81
H21	Black	65"	3/8" Log Turner Motor Closest to Frame	079001-65
H22	Purple	61"	3/8" Log Turner Motor Away from Frame	079001-61
H23	Yellow	32"	1/4" Clamp Up	079000-32
H24	Green	43"	1/4" Clamp Down	079000-43
H25	White	23"	3/8" Clamp In	079001-23
H26	Orange	20"	3/8" Clamp Out	079001-20
H27	Pink	15"	3/8" Side Support Base	079001-15
H28	N/A	16"	3/8" Side Support Top	079001-16
H29	N/A	73"	3/8" Log Turner Base	079001-73
H30	Orange	65"	3/8" Log Turner Top	079001-65
H31	Gray	56"	1/4" Front Toe Board Base	079000-56
H32	Yellow	52"	1/4" Front Toe Board Top	079000-52
H33	Red	20"	3/8" Loading Arm Base	079001-20
H34	Blue	21"	3/8" Loading Arm Top	079001-21
H35	Yellow	77"	3/8" Loading Arm Branch Base	079001-77
H36	Yellow	34"	3/8" Loading Arm Branch Base	079001-34
H37	Green	74"	3/8" Loading Arm Branch Top	079001-74
H38	Green	34"	3/8" Loading Arm Branch Top	079001-34
H39	N/A	48"	Hose, 3/8" Hydraulic w/Fittings 48" HP	079001-48
H40	N/A	48"	Hose, 3/8" Hydraulic w/Fittings 48" HP	079001-48
H41	N/A	48"	Hose, 3/8" Hydraulic w/Fittings 48" HP	079001-48
H42	N/A	48"	Hose, 3/8" Hydraulic w/Fittings 48" HP	079001-48
H43	N/A	84"	Hose, 3/8" Hydraulic w/Fittings CS 84" Long, 90	079001-84

FIG. 11-0 HYDRAULIC HOSES (PAGE 1 OF 2)

Hose List				
ID	Color	Length	Description	Wood-Mizer Part#
H44	N/A	84"	Hose, 3/8" Hydraulic w/Fittings CS 84" Long, 90	079001-84

FIG. 11-0 HYDRAULIC HOSES (PAGE 2 OF 2)

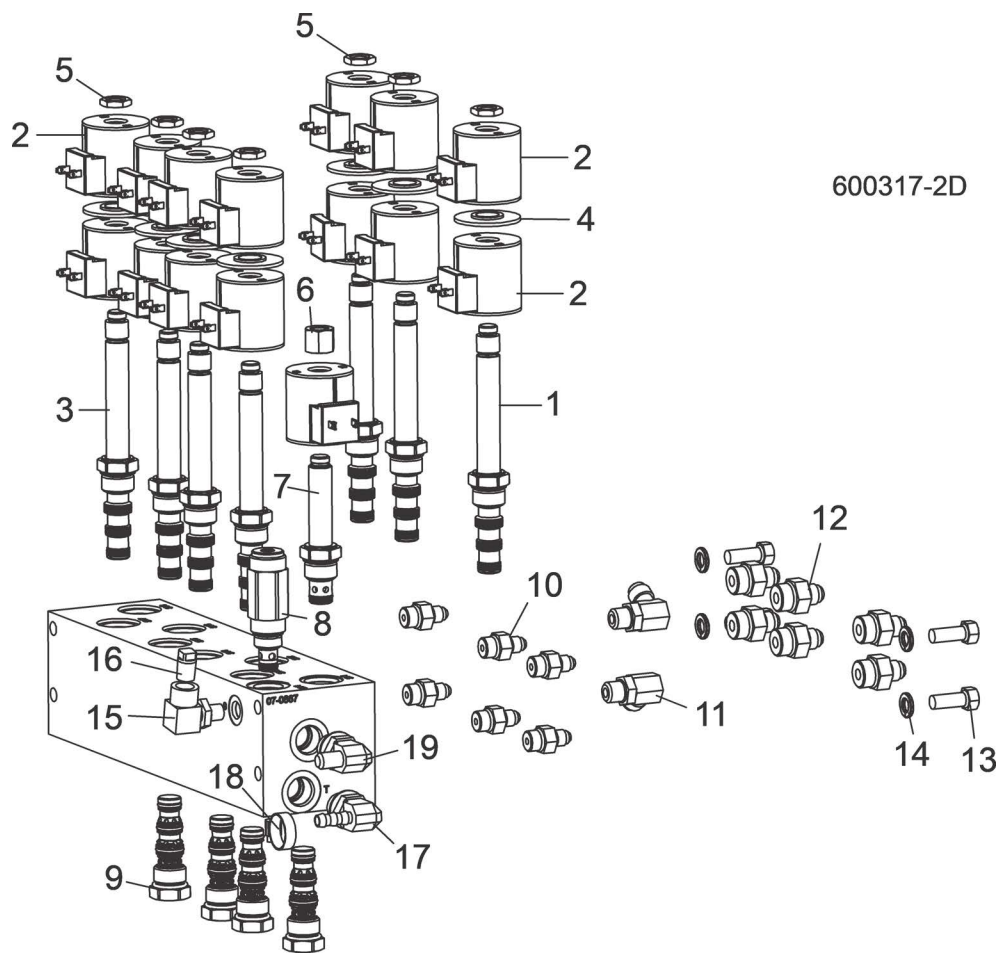
## 11.6 Hydraulic Box



REF	PART #	DESCRIPTION	COMMENTS	QTY.
	078061	<b>BOX ASSEMBLY, LT70 HYDRAULIC BED</b>		1
1	014632	Washer, .52" x 1.69"		1
2	016419	Plug, 1 3/4" Dia. Plastic		4
3	016806	Fitting, #8 SAE-1/2 JIC 90 Elbow		2
4	034636	Plate, Hydraulic Box Top		1
5		Valve Parts	<a href="#">See Section 11.7</a>	
6	036778	Plug, 1 3/32 Nylon		2
7	051299	Connector, 1/2" NPT .17-.47		3
	074447	Valve Assembly, LT70 Hydraulic Proportional		1
8	074448	Fitting, 12 SAE-8 JIC Straight		3
9	074450	Fitting, 8 JIC Swivel Nut Branch Tee		1
10	078067	Valve, PV72-30 Proportional Cartridge		1
	061174	Kit, Seal Rebuild		1
	078185	Valve, Proportional 15GPM PV72-30A		1
	078183	Coil, Series E 70-ER Deutsch 12VDC		1

REF	PART #	DESCRIPTION	COMMENTS	QTY.
11	074533	Fitting, 12 SAE- 8 JIC 90° Elbow		1
12	074449	Fitting, 8JIC Swivel Nut 45° Elbow		1
13	074451	Fitting, 8JIC Bulkhead 90° Union Elbow		2
14		Hydraulic Bed Control Assembly Parts	<a href="#">See Section 11.8</a>	
15	078058	Box Weldment, LT70 Hydraulic Bed		1
16	E20461	Nut, 1/2" NPT Connector Lock		3
17	F05006-1	Bolt, 5/16-18 x 1" Hex Head		4
18	F05006-10	Bolt, 5/16-18 x 2 1/2" Hex Head		2
19	F05007-87	Bolt, 3/8-16 x 1" Hex Head Grade 5		4
20	F05008-28	Bolt, 1/2-13 x 5 1/2" Hex Head Grade 5		1
21	F05008-78	Bolt, 1/2-13 x 4" Hex Head Grade 5		2
22	F05010-17	Nut, 5/16-18 Hex		4
23	F05010-20	Nut, 5/16-18 Keps		4
24	F05010-8	Nut, 1/2-13 Nyl Hex Lock		3
25	F05011-13	Washer, 5/16" Split Lock		2
26	F05011-17	Washer, 5/16" SAE Flat		10
27	F05011-2	Washer, 1/2" SAE Flat		5
28	F05011-26	Washer, 5/8" Star ET		2
29	F05011-3	Washer, 3/8" Flat SAE		4
30	F05011-39	Washer, 1/2" Star ET		5
31	074689	Fitting, 8JIC Fml Swivel-8JIC Male Strt		1

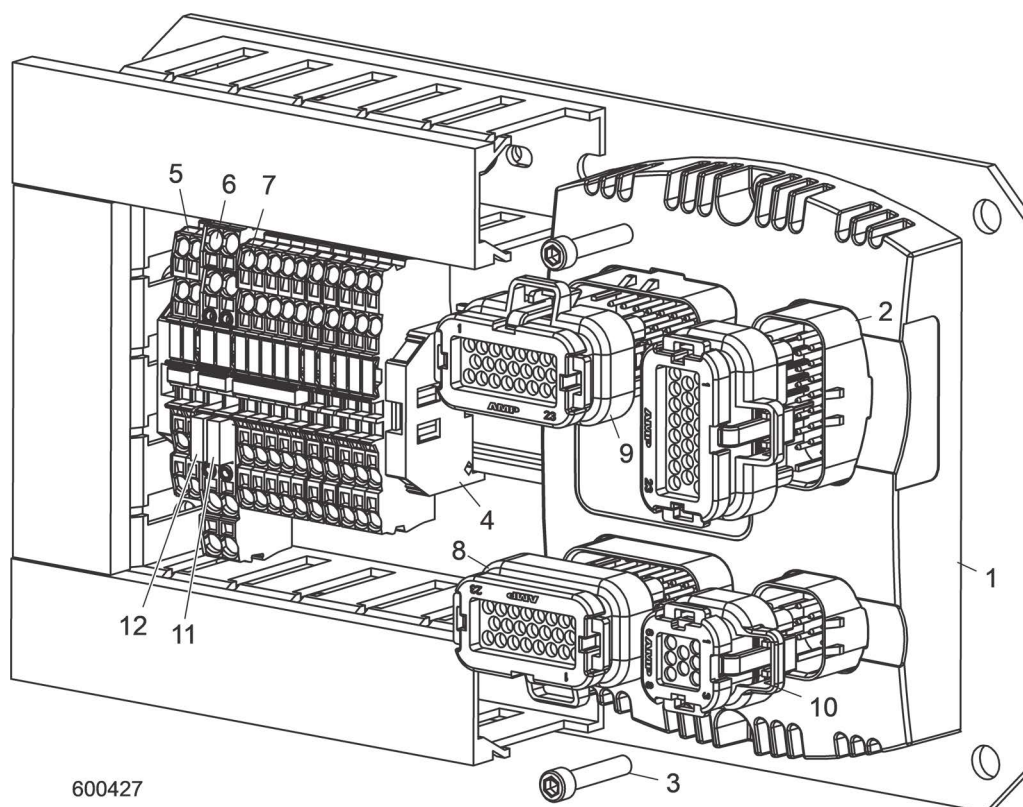
## 11.7 Hydraulic Valve



REF	PART #	DESCRIPTION	COMMENTS	QTY.
	036760	<b>VALVE ASSEMBLY, LT70 REMOTE HYDRAULIC EXPANDABLE</b>	Torque cartridge spools to 24-26 ft-lbs. Torque coil nuts to 7-10 ft-lbs.	1
	025688	Valve, 7-Spool Expandable Hydraulic		1
<b>1</b>	025830	Valve, SV10-47C Hydraulic (Loader, Turner, Side Support)		3
	061104	Kit, Seal SK10-4N-MMM One Per Spool		1
<b>2</b>	025834	Coil, 12VDC Hydraulic Valve		15
<b>3</b>	025829	Valve, SV10-47D Hydraulic (Toe Boards, Clamp)		4
	061104	Kit, Seal SK10-4N-MMM One Per Spool		1
<b>4</b>	025838	Spacer, SV10-47 Valve Coil		7
<b>5</b>	025837	Nut, SV10-47 Valve Coil		7
<b>6</b>	025836	Nut, SV10-21 Valve Coil		1
<b>7</b>	025831	Valve, SV10-21 Hydraulic (Bypass)		1
	061105	Kit, Seal SK10-2N-T One Per Spool		1
<b>8</b>	025833	Valve, Relief		1
	061107	Kit, Seal SK08-2N-T Relief Valve		1
<b>9</b>	025832	Valve, Dual PO Check		4

REF	PART #	DESCRIPTION	COMMENTS	QTY.
	061104	Kit, Seal SK10-4N-MMM One Per Spool		1
10	P26284	Fitting, 1/4" JIC x 3/8" O-Ring		6
11	P12704	Fitting, #6 SAE - 3/8" JIC Elbow		2
12	P12703	Fitting, #8 SAE x #6 JIC		6
13	F05007-7	Bolt, 3/8-16 x 1" Hex Head		4
14	F05011-4	Washer, 3/8" Split Lock		4
15	017881	Fitting, 1/4" SAE x 1/4" NPT Elbow		1
16	P05498	Plug, 1/4" NPT Pipe	Replaces 5000 PSI Hydraulic Pressure Gauge P10052 (Rev. B4.11).	1
17	034635	<b>FITTING, #8 SAE X 3/8" BARB 90 (EXCEPT LT70 SUPER)</b>	034635 replaces fittings 028160, P05383 and 014685 (11/13). Previously, fittings 028160, P05383 and 014685 replaced 034635 incorrectly shown until 11/10. All valve assemblies used these fittings because there was not enough clearance to install 034635.	1
18	P12739	<b>CLAMP, 11/16" HOSE (EXCEPT LT70 SUPER)</b>		1
19	015907	<b>FITTING, #8 SAE X #6 JIC 90° ELBOW (EXCEPT LT70 SUPER)</b>		1

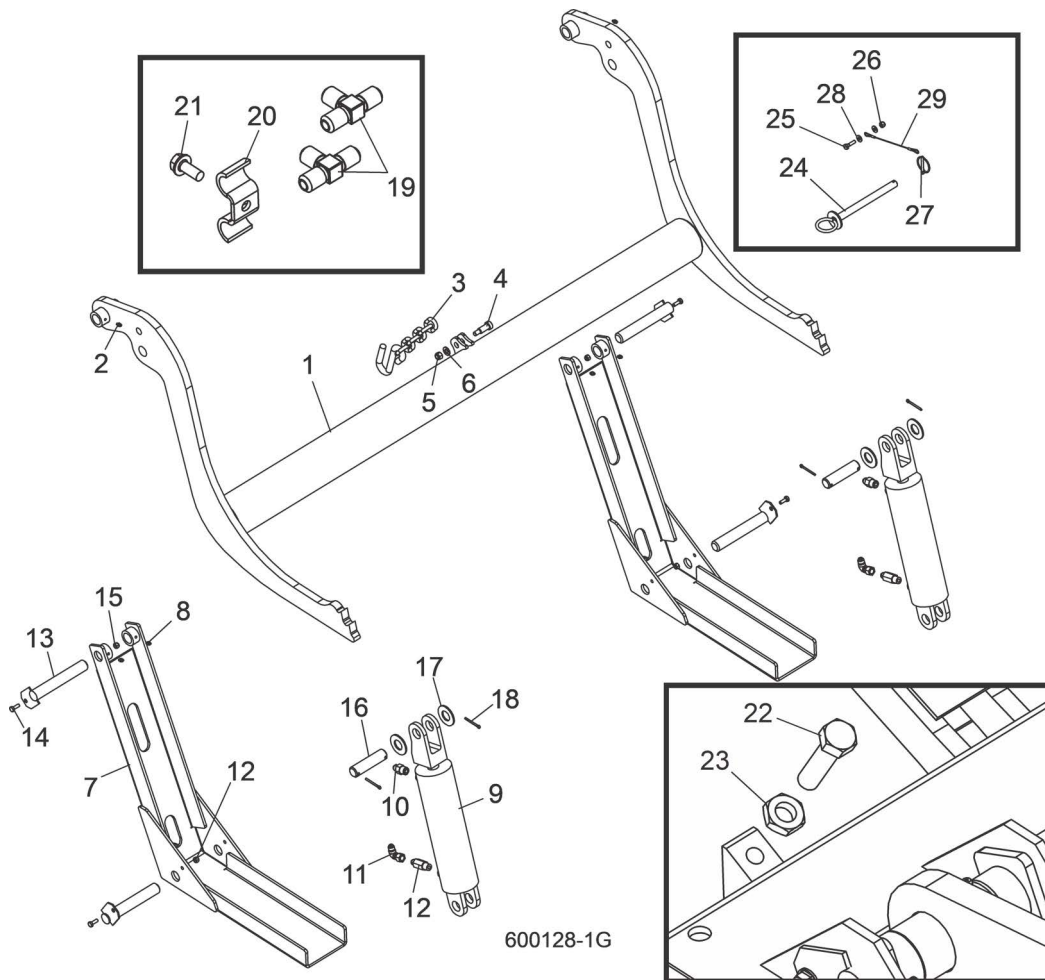
## 11.8 Hydraulic Bed Control Assembly



REF	PART #	DESCRIPTION	COMMENTS	QTY.
	078057	<b>CONTROL ASSEMBLY, LT70 HYDRAULIC BED</b>		1
1	078030-4	ECU Assembly, LT70 Hydraulic Bed	078030-3 replaced 078030-2 LT70 Hydraulic Bed ECU Assembly with previous software revision to improve operation (Rev. A5.04). 078030-2 Replaced 078030 LT70 Hydraulic Bed ECU Assembly with previous software revision to improve operation (Rev. A2.00). 078030-4 replaced 078030-3 per ECN 38206 on 12/2/21.	1
2	078072	Connector, AmpSeal 23-Pin Black		1
3	F05004-2	Bolt, 10-24x1 BO SHC		2
4	051986	Din Clamp, Screwless		1
5	068104	Terminal Block, 4Pos 1.5mm GND Clamp		2
6	068139	Terminal Block, Fuse Mini 12V 4Pos End		1
7	068103	Terminal Block, 4Pos 1.5mm Com Clamp		5
8	078112	Harness Assembly, LT70 Hydraulic ECU2 P1		1
9	078113	Harness Assembly, LT70 Hydraulic ECU2 P2		1
10	078114	Harness Assembly, LT70 Hydraulic ECU2 P4		1
11	024317-10	Fuse, 10A Mini Blade Red		1
12	024317-15	Fuse, 15A Mini Blade Blue		1



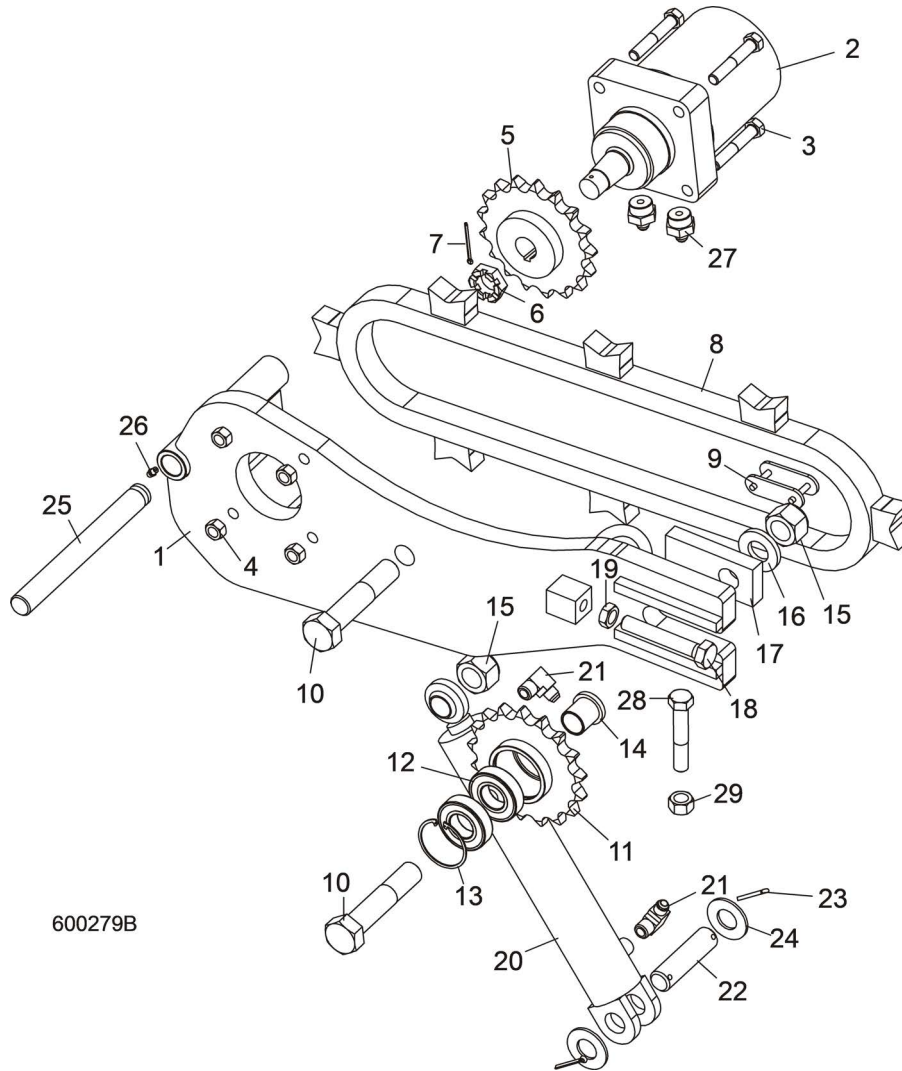
## 11.9 Hydraulic Log Loader



REF	PART #	DESCRIPTION	COMMENTS	QTY.
	034539	<b>LOADER ASSEMBLY, HYDRAULIC LOG</b>		1
	036416	Arm Assembly, Hydraulic Log Loading		1
1	110372	Arm Weldment, Log Loading		1
2	P04107	Fitting, 3/16" Grease		2
3	110472	Chain, 12-1/2 Inch Safety		1
4	F05008-146	Bolt, 1/2 x 1 Shoulder Socket		1
5	F05010-10	Nut, 3/8-16 Hex Nyloc		1
6	F05011-3	Washer, 3/8 Flat SAE		1
7	W09444	Channel, Hydraulic Log Loading Foot		2
8	P04107	Fitting, 3/16" Grease		4
	038735	Cylinder Assembly, Hydraulic Log Loader		2
9	042754	Cylinder, 8" X 3" Hydraulic (3/8" NPT Ports)		1
	P12956	Seal Kit, 8" x 3" Hydraulic Cylinder		1
10	016819	Fitting, 3/8" NPT x 3/8" JIC Male Connector		1
11	042756	Fitting, 3/8" JIC 90° Swivel Elbow		1
12	038734	Fitting, 3/8NPT 6.5GPM Velocity Fuse		1
13	W09446	Pin, Loading Arm Mount		4
14	F05005-1	Bolt, 1/4-20 x 3/4" Hex Head Full Thread		4

REF	PART #	DESCRIPTION	COMMENTS	QTY.
15	F05010-69	Nut, 1/4-20 Hex Lock		4
16	S09251	Pin, Loading Arm Cylinder Mount		2
17	F05011-28	Washer, 1" SAE Flat		4
18	F05012-23	Pin, 3/16" X 1 1/2" Cotter		4
19	015487	Fitting, 3/8" JIC Union 'T'		1
20	016041	Clamp, 3/8" Hydraulic Hose		6
21	F05006-102	Bolt, 5/16-18 X 3/4" Hex Head Grade 5		6
22	F05008-7	<b>BOLT, 1/2-13 X 3" HEX HEAD FULL THREAD GRADE 5</b>		2
23	F05010-31	<b>NUT, 1/2-13 JAM</b>		2
	074208	<b>ARM LOCK ASSEMBLY, LT70 WIDE LOADING (LT70 WIDE HEAD ONLY)</b>	Removed (2) 074163 Loading Arm Lock Plates, (2) F05005-101 Bolts and (2) F05010-69 Nuts and moved location of lock pin to pass through hole in loading arm (LT70 Rev. B6.13/LT70Super Rev. A5.03).	1
24	036692	Pin Weldment, Arm Support		1
25	F05005-101	Bolt, 1/4-20 x 1" Hex Head Grade 5		1
26	F05010-69	Nut, 1/4-20 Nylock		1
27	017604	Pin, Lynch 3/16" w/Chain		1
28	F05011-11	Washer, 1/4" SAE Flat		2
29	016090	Cable, 3/32" Dia. Board Return		1
	074207	<b>LINK, 1/2" THEADED CHAIN QUICK (LT70 WIDE HEAD ONLY)</b>		1

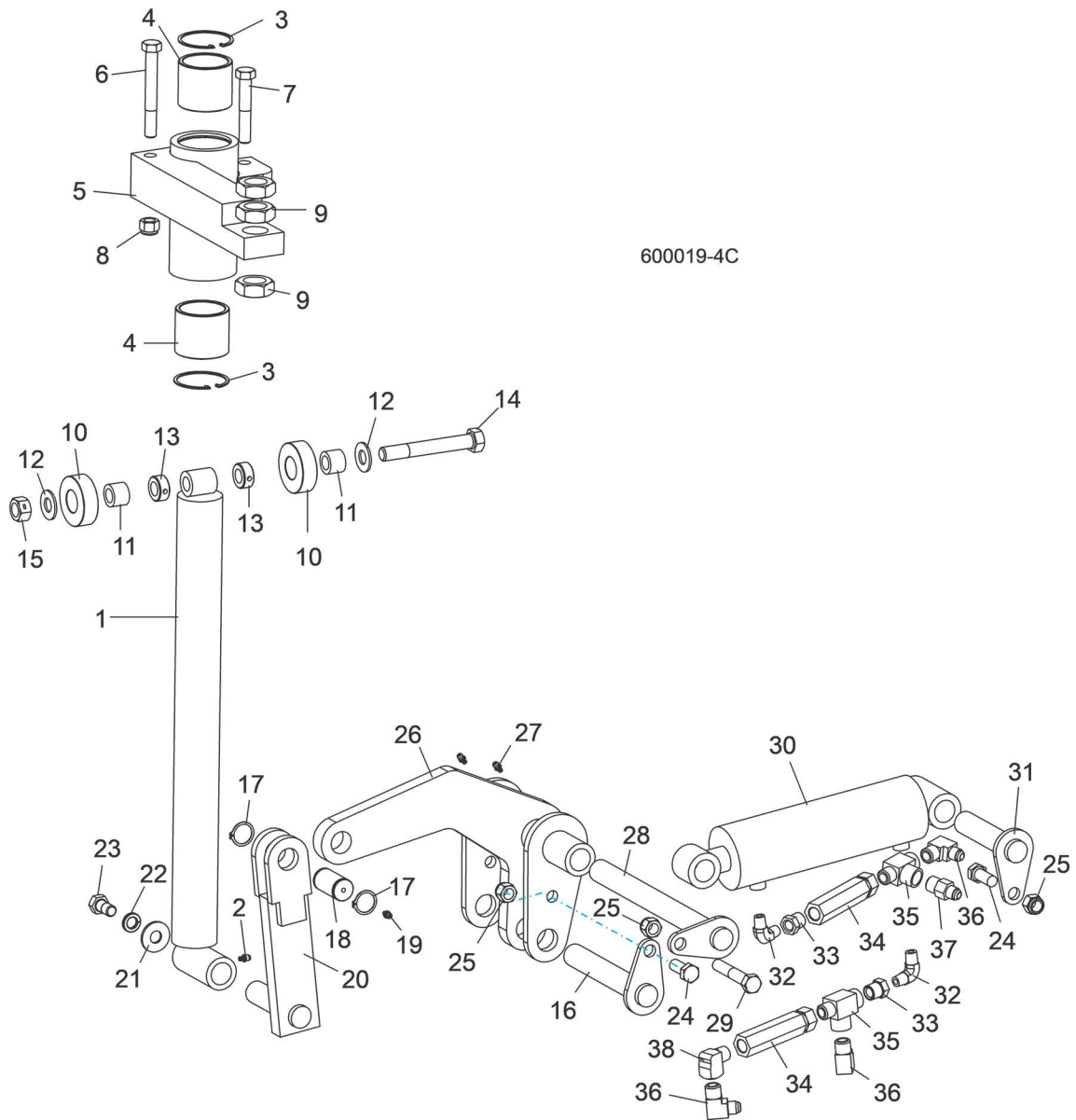
## 11.10 Hydraulic Log Turner



REF	PART #	DESCRIPTION	COMMENTS	QTY.
	006095	<b>ARM ASSEMBLY, HYDRAULIC LOG TURNER</b>		1
1	006471	Arm Weldment, Hydraulic Log Turner		1
2	007331	Motor, Hydraulic Log Turner		1
	061427	Kit, Seal Rebuild		1
3	F05008-23	Bolt, 1/2-13 x 3" Hex Head Grade 5		4
4	F05010-3	Nut, 1/2-13 Hex Lock		4
5	042192	Sprocket Weldment, Log Turner Drive		1
6	018741-2	Nut, Hydraulic Motor Castle		1
7	F05012-43	Pin, 1/8" x 1 3/4" Cotter		1
8	006097	Chain Weldment, Log Turner		1
9	016796	Link, #2080H Master		1
10	F05004-132	Bolt, 1-8 x 5" Hex Head Grade 8		2
	042193	Sprocket Assembly, Idler		1
11	042191	Sprocket Weldment, Idler		1
12	P11035	Bearing, 6206 25 Idler		2
13	F04254-12	Ring, 62mm #472 DIN Inside Retaining		1

REF	PART #	DESCRIPTION	COMMENTS	QTY.
14	042187	Spacer, Idler Sprocket		2
15	F05010-109	Nut, 1-8 Hex Lock		2
16	038749	Washer, 1" ID x 2" OD x 1/4"		1
17	042188	Plate, Log Turner Chain Tensioner		1
18	F05009-31	Bolt, 5/8-11 x 4" Hex Head Full Thread Grade 5		1
19	F05010-82	Nut, 5/8-11 Hex Jam		1
20	128113	Cylinder, 2" x 10" Welded Rod End Hydraulic	128113 replaced 034267 per ECN 37500 on 6/24/2020. Cylinder may have a vendor # of either 322009 or 322896. The 322009 uses seal kit # 061364; 322896 uses seal kit # 128258.	1
21	016820	Fitting, 3/8" NPT x 3/8" JIC 90° Elbow		2
22	S09251	Pin, 1" x 3.88"		1
23	F05012-23	Pin, 3/16" x 1 1/2" Cotter		2
24	F05011-28	Washer, 1" SAE Flat		2
25	006722	Rod, Grooved Turner Mount		1
26	P05060	Fitting, 1/4-28 Grease		1
27	017640	Fitting, #10 SAE x 3/8" JIC Straight		2
28	F05009-16	<b>BOLT, 5/8-18 X 3 1/2" HEX HEAD BOLT FULL THREAD</b>		1
29	F05010-50	<b>NUT, 5/8-18 HEX</b>		1

### 11.11 Hydraulic Log Side Supports (Front)

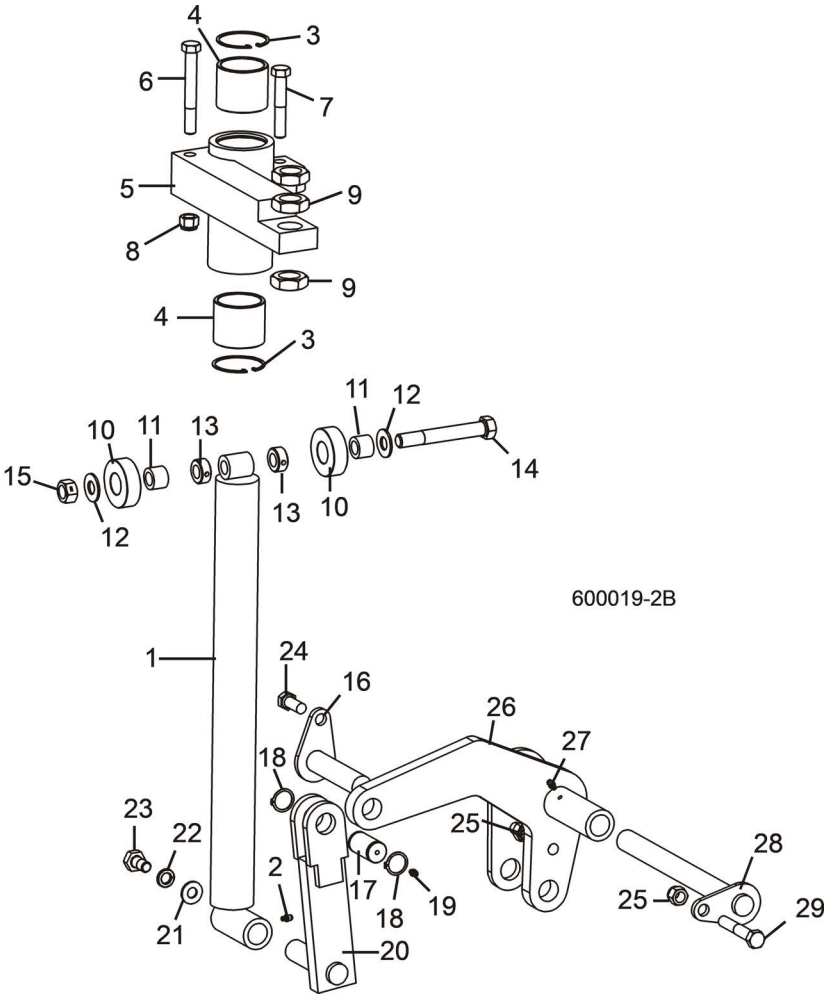


600019-4C

REF	PART #	DESCRIPTION	COMMENTS	QTY.
	034732	<b>SUPPORT ASSEMBLY, VERTICAL HYDRAULIC SIDE</b>		1
1	034704	Rod Weldment, Vertical Side Support		1
2	P04107	Fitting, 3/16" Straight Grease		1
3	F04254-12	Ring, 62mm Din #472 Inside Retaining		2
4	042262	Bushing, Side Support		2
5	034703	Mount Weldment, Vertical Side Support		1
6	F05008-78	Bolt, 1/2-13 x 4" Hex Head Grade 5		1
7	F05008-23	Bolt, 1/2-13 x 3" Hex Head Grade 5		1
8	F05010-8	Nut, 1/2-13 Hex Nylon Lock		2
9	F05010-118	Nut, 1-14 Hex Jam		3
	034733	Roller Kit, Side Support		1
10	016561	Roller, Side Support		2
11	016560	Bushing, 5/8" x 1" x 3/4" Bronze		2

REF	PART #	DESCRIPTION	COMMENTS	QTY.
12	F05011-5	Washer, 5/8" SAE Flat		2
13	P05035	Collar, 5/8" Lock		2
14	F05009-10	Bolt, 5/8-11 x 4 1/2" Hex Head Grade 5		1
15	F05010-4	Nut, 5/8-11 Hex Lock		1
16	106880	<b>PIN WELDMENT, 6-5/16" PIVOT</b>	106880 replaces 034727 5 1/4" Pin Weldment and 106868 replaces 034715 Lift Weldment to improve access to adjustment nuts (LT50 Rev. A5.22LT70 Rev. B6.13/LT70Super Rev. A5.03).	1
	036053	Pin Assembly, Side Support Pivot		1
17	F04254-15	Ring, 1" 3100-100 Outside Retaining		2
18	034718	Pin, Grooved Pivot	Available in assemblies only.	1
19	P04107	Fitting, 3/16" Straight Grease		1
20	034711	<b>PUSHER WELDMENT, LOWER SIDE SUPPORT</b>		1
21	F05011-52	<b>WASHER, 9/16" SAE FLAT</b>		1
22	F05011-9	<b>WASHER, 1/2" SPLIT LOCK</b>		1
23	F05008-50	<b>BOLT, 1/2-13 X 1" HEX HEAD</b>		1
24	F05008-37	<b>BOLT, 1/2"-13 X 1 1/4" HEX HEAD GRADE 5</b>		2
25	F05010-8	<b>NUT, 1/2-13 HEX NYLON LOCK</b>		3
26	106868 <sup>1</sup>	<b>ARM WELDMENT, SIDE SUPPORT FRONT LIFT</b>		1
27	P04107	<b>FITTING, 3/16" STRAIGHT GREASE</b>		2
28	034728	<b>PIN WELDMENT, 10 7/8" PIVOT</b>		1
29	F05008-23	<b>BOLT, 1/2-13 X 3" HEX HEAD GRADE 5</b>		1
30	034736	<b>CYLINDER, 2 1/2" X 6" X 1/4" NPT PORT HYDRAULIC</b>		1
31	034726	<b>PIN WELDMENT, 4 3/8" PIVOT</b>		1
32	P09140	Fitting, 1/4" NPT Male Pipe Elbow		2
33	015490	Fitting, 3/8" NPT x 1/4" NPT Reducer		2
34	015484	valve, Side Support Sequence		2
35	016822	Fitting, 3/8" NPT Male Run Tee		2
36	016820	Fitting, 3/8" NpT x 3/8" JIC Elbow		3
37	016819	Fitting, 3/8" NPT x 3/8" JIC Connector		1
38	P05759	Fitting, 3/8" NPT Street Elbow		1

11.12 Hydraulic Log Side Supports (Rear)

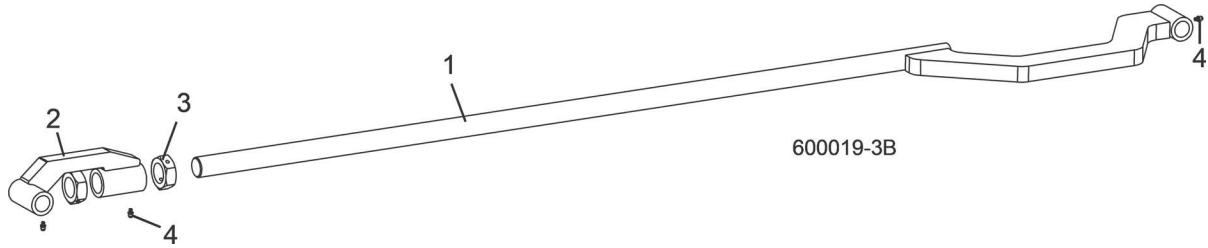


REF	PART #	DESCRIPTION	COMMENTS	QTY.
	034732	<b>SUPPORT ASSEMBLY, VERTICAL HYDRAULIC SIDE</b>		1
1	034704	Rod Weldment, Vertical Side Support		1
2	P04107	Fitting, 3/16" Straight Grease		1
3	F04254-12	Ring, 62mm Din #472 Inside Retaining		2
4	042262	Bushing, Side Support		2
5	034703	Mount Weldment, Vertical Side Support		1
6	F05008-78	Bolt, 1/2-13 x 4" Hex Head Grade 5		1
7	F05008-23	Bolt, 1/2-13 x 3" Hex Head Grade 5		1
8	F05010-8	Nut, 1/2-13 Hex Nylon Lock		2
9	F05010-118	Nut, 1-14 Hex Jam		3
	034733	Roller Kit, Side Support		1
10	016561	Roller, Side Support		2
11	016560	Bushing, 5/8" x 1" x 3/4" Bronze		2
12	F05011-5	Washer, 5/8" SAE Flat		2
13	P05035	Collar, 5/8" Lock		2
14	F05009-10	Bolt, 5/8-11 x 4 1/2" Hex Head Grade 5		1
15	F05010-4	Nut, 5/8-11 Hex Lock		1

REF	PART #	DESCRIPTION	COMMENTS	QTY.
16	034726	PIN WELDMENT, 4 3/8" PIVOT		1
	036053	PIN ASSEMBLY, SIDE SUPPORT PIVOT		1
17	034718	Pin, Grooved Pivot	Available in assemblies only.	1
18	F04254-15	Ring, 1" 3100-100 Outside Retaining		2
19	P04107	Fitting, 3/16" Straight Grease		1
20	034711	PUSHER WELDMENT, LOWER SIDE SUPPORT		1
21	F05011-52	WASHER, 9/16" SAE FLAT		1
22	F05011-9	WASHER, 1/2" SPLIT LOCK		1
23	F05008-50	BOLT, 1/2-13 X 1" HEX HEAD		1
24	F05008-37	BOLT, 1/2"-13 X 1 1/4" HEX HEAD GRADE 5		2
25	F05010-8	NUT, 1/2-13 HEX NYLON LOCK		2
26	034716	ARM WELDMENT, VERTICAL SIDE SUPPORT REAR LIFT		1
27	P04107	FITTING, 3/16" STRAIGHT GREASE		1
28	034728	PIN WELDMENT, 10 7/8" PIVOT		1
29	F05008-23	BOLT, 1/2-13 X 3" HEX HEAD GRADE 5		1

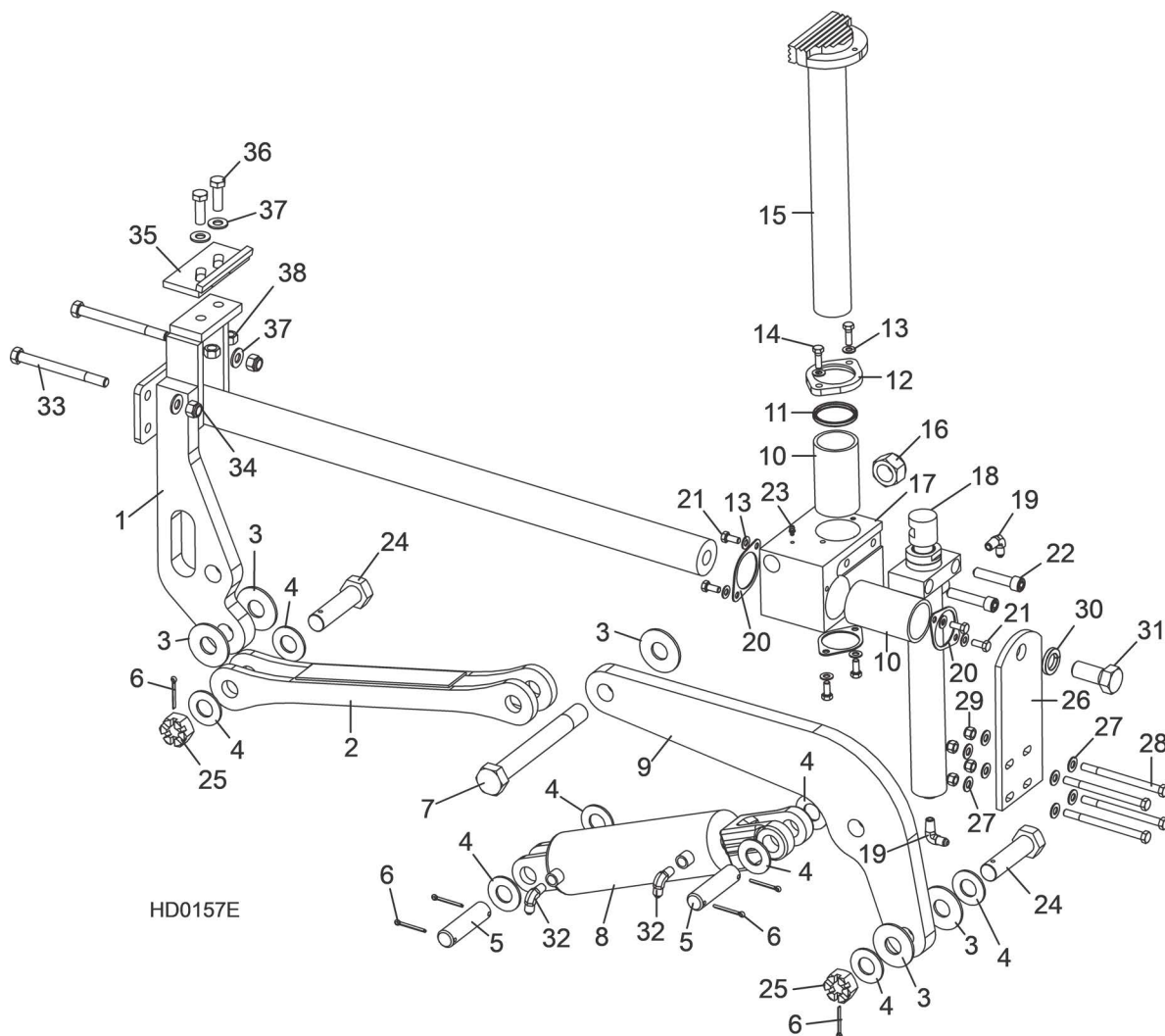


### 11.13 Hydraulic Log Side Supports (Link)



REF	PART #	DESCRIPTION	COMMENTS	QTY.
1	034725	ROD WELDMENT, SIDE SUPPORT LINK		1
2	106869	ARM WELDMENT, SIDE SUPPORT LINK	Replaces 034724 Link Arm Weldment to improve access to adjustment nuts (LT50 Rev. A5.22LT70 Rev. B6.13/LT70Super Rev. A5.03).	1
3	F05010-100	NUT, 1 1/4"-12 HEX JAM		2
4	P04107	FITTING, 3/16" STRAIGHT GREASE		3

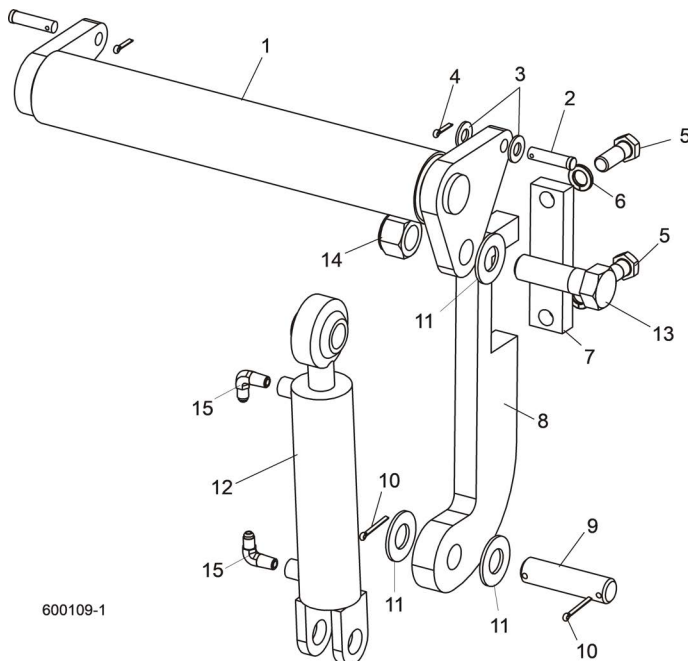
## 11.14 Hydraulic Log Clamp



REF	PART #	DESCRIPTION	COMMENTS	QTY.
	017264	<b>CLAMP ASSEMBLY, HYDRAULIC 2-PLANE</b>		1
<b>1</b>	017265	Mount Weldment, Hydraulic Clamp Slide		1
<b>2</b>	017267	Link Weldment, Hydraulic Clamp		1
<b>3</b>	015057	Washer, 1/8" x 2 1/2" Hardened		5
<b>4</b>	F05011-28	Washer, 1" SAE Flat		8
<b>5</b>	S09251	Pin, 1" x 3.88"		2
<b>6</b>	F05012-23	Pin, 3/16" x 1 1/2" Cotter		6
<b>7</b>	015049	Bolt, 1-14 x 8 1/2" Hex Head Grade 8		1
<b>8</b>	017275	Cylinder, 3" x 7" Hydraulic		1
	061365	Seal kit for Bailey Cyl. 017275		
	P12956	Seal Kit, Hydraulic Cylinder	P129956 used for J-D Cyl. (Identify by notched gland retaining nut)	1
<b>9</b>	017274	Arm, Clamp Pivot		1
<b>10</b>	015088	Bushing, Clamp Slide		2
	017271	Wiper Assembly, Vertical Clamp Rod		1
<b>11</b>	017273	Wiper, Vertical Clamp Rod		1
<b>12</b>	017272	Flange, Vertical Clamp Rod Wiper		1

REF	PART #	DESCRIPTION	COMMENTS	QTY.
13	F05011-17	Washer, 5/16" SAE Flat		8
14	F05006-1	Bolt, 5/16-18 x 1" Hex Head		2
15	015043	Clamp Weldment, Vertical		1
16	F05010-141	Nut, 1-14 Nylon Lock		1
17	017270	Block, Hydraulic Clamp Slide		1
18	015050	Cylinder Weldment, Vertical Clamp Hydraulic		1
	061435	Seal kit for 1" Bailey Cyl. 015050	Used on Bailey Cyl. after 8/19	1
	016204	Seal Kit, Hydraulic Cylinder		1
	016204-1009	Instruction Sheet, Vertical Clamp Seal Replacement		1
19	074543	Fitting, 4SAE-4JIC 90° Elbow	Fitting, 1/4" NPT x 1/4" JIC Elbow P09142 was replace with 074543 as of 11/6/2020, per ECN 37711.	2
20	017242	Retainer, Clamp Bushing		3
21	F05006-5	Bolt, 5/16-18 x 3/4" Hex Head		6
22	F05008-39	Bolt, 1/2-13 x 2 1/2" Socket Head		2
23	P04107	Fitting, 3/16" Straight Grease		1
24	015072	Bolt, 1-14 x 3 3/4" Hex Head Grade 8 w/Hole		2
25	F05010-163	Nut, 1-14 Slotted Hex		2
26	015068	Plate, Log Clamp Mount		1
27	F05011-3	Washer, 3/8" SAE Flat		8
28	F05007-5	Bolt, 3/8-16 x 5" Hex Head		4
29	F05010-10	Nut, 3/8-16 Hex Nylon Lock		4
30	F05011-46	Washer, 7/8" Split Lock		1
31	F05014-2	Bolt, 7/8-14 x 2" Hex Head Grade 5		1
32	015491	Fitting, 1/4" NPT - 3/8" JIC Elbow		2
33	F05008-28	Bolt, 1/2-13 x 5 1/2" Hex Head Grade 5		2
34	F05010-8	Nut, 1/2-13 Hex Nylon Lock		2
	K09485	Clamp Stop Kit, Hydraulic Log		1
35	W09404	Plate, Clamp Stop		1
36	F05008-33	Bolt, 1/2-13 X 1 1/2" Hex Head Grade 5		2
37	F05011-2	Washer, 1/2" SAE Flat		2
38	F05010-3	Nut, 1/2-13 Hex Lock		2

### 11.15 Hydraulic Toe Board



REF	PART #	DESCRIPTION	COMMENTS	QTY.
1	074842	TOE BOARD ASSEMBLY, HYDRAULIC		2
2	F05012-82	PIN, 1/2-1 3/4 CLEVIS		4
3	F05011-2	WASHER, 1/2" SAE FLAT		4
4	F05012-3	PIN, 1/8 X 3/4" COTTER		4
5	F05009-33	BOLT, 5/8-11 X 1 3/4" HEX HEAD		4
6	F05011-27	WASHER, 5/8" SPLIT LOCK		4
7	S13023	PLATE, HYDRAULIC TOEBOARD MOUNT		2
8	S13022	BRACKET, HYDRAULIC TOEBOARD MOUNT		2
9	S09251	PIN, CYLINDER MOUNT		2
10	F05012-23	PIN, 3/16" X 1 1/2" COTTER		4
11	F05011-28	WASHER, 1" SAE FLAT		6
12	014482	CYLINDER, 1 1/2" X 6" HYDRAULIC TOE BOARD		2
	014547	Seal Kit, 1 1/2" x 6" Hydraulic Cylinder		1
13	F05009-51	BOLT, 1-8 X 3 1/4" HEX HEAD GRADE 5		2
14	F05010-109	NUT, 1-8 HEX NYLON LOCK		2
15	P09142	FITTING, 1/4" NPT X 1/4" JIC MALE ELBOW	On LT70HD Remote and DCS sawmills, replace the top fitting of the front toe board cylinder with straight fitting P09143.	4

## SECTION 12 TRAILERS

### *LT70HD Super*

REF	PART #	DESCRIPTION	COMMENTS	QTY.
	<a href="#">M1114</a>	ELECTRIC BRAKE (CLASS IV FOR DIESEL ONLY) (SEE MANUAL)		

### *LT70HD DCS*

REF	PART #	DESCRIPTION	COMMENTS	QTY.
	<a href="#">M1711</a>	ELECTRIC BRAKE (CLASS IV FOR DIESEL ONLY) (SEE MANUAL)		

### *LT70HD Remote*

REF	PART #	DESCRIPTION	COMMENTS	QTY.
	<a href="#">M1114</a>	ELECTRIC BRAKE (CLASS IV FOR DIESEL ONLY) (SEE MANUAL)		
	<a href="#">M797</a>	SUPER ELECTRIC BRAKE TRAILER OPTION (SEE MANUAL)		
	<a href="#">M795</a>	SUPER SURGE BRAKE TRAILER OPTION (SEE MANUAL)		

## SECTION 13 MISCELLANEOUS

### 13.1 Replacement Manuals



REF	DESCRIPTION (◆ Indicates Parts Available In Assemblies Only)	PART #	QTY.
<b>Wood-Mizer Product Information</b>			
1	ALL-PRODUCTS CATALOG	PS750	1
<b>Basic Sawmill Manuals</b>			
2	TRU-SHARP BLADE HANDBOOK	M600	1
3	WOOD-MIZER GENERAL INFORMATION	M601	1
4	LT70 SUPER HD OPERATOR'S MANUAL	M2062	1
5	LT70 SUPER HD PARTS MANUAL	M2064	1
<b>Power Manuals</b>			
6	D55 ENGINE OPTION MANUAL	M1588	
7	D55 ELECTRICAL INFORMATION	M2069	1
<b>Miscellaneous Option Manuals</b>			
8	BED EXTENSION	M530	1
9	SHINGLE LAP SIDER	M903	1
10	LOG DECK	M1120	1
11	LATHE-MIZER	M1337	1
12	LATHE-MIZER TENON KIT	M1308	1
13	LASER SIGHT OPTION MANUAL	M1786	1
14	INCLINE CONVEYOR (REQUIRES IC2/5-INSTALL)	M1121	1

# INDEX

---

## A

autoclutch assembly 4-6

---

## B

battery box 6-5

bed rails

- front/rear 10-1
- middle front 10-3
- middle rear 10-4
- pivot 10-8, 10-9

belt tensioner 4-2

blade guide arm

- drive 2-13, 2-15

blade guides

- drive side 2-7
- idle side 2-1
- throat screw 4-1

blade tensioner 3-7, 3-9, 3-12

blade wheels

- drive side 3-1
- idle side 3-3

board dragback 4-9

board return 4-8

board return table 10-6

brake assembly 4-4

---

## C

cable trolley

- hitch 10-14

control box 6-1

- remote power 6-6, 6-7, 6-9, 6-11, 6-13, 6-15, 6-17, 6-19, 9-1
- stand & travel brackets 6-3, 6-4

control box (AC) 6-1

control box (DC) 6-1

covers

- blade housing 4-18
- 

## D

debarker

- blade housing 5-14, 5-15
- complete assembly 5-1, 5-2
- cutter head (AC) 5-11
- cutter head (DC) 5-11, 5-12
- frame assembly 5-3, 5-5
- in/out motor 5-7, 5-9
- spring arm 5-16, 5-17

debarker wire box/hole plugs 4-21

decals

- frame 10-13
  - saw head 4-16, 4-17
- 

## F

feed chain 8-10, 8-12

feed system

- travel lock pins 8-1
- 

## H

head hydraulic system

- manifold 9-1
- oil cooler 9-10
- oil pump 9-3, 9-5, 9-7, 9-9
- tank 9-11, 9-13, 9-15, 9-17

hydraulic

- hose list 11-2, 11-3, 11-5, 11-7
- hoses 11-1
- log clamp 11-22
- log loader 11-13
- log turner 11-15
- pump box (DC) 11-8, 11-10, 11-12
- side supports 11-17
- side supports (link) 11-21
- side supports (rear) 11-19
- toe board 11-24
- valve 11-10, 11-12

---

**L**

- lubemizer 4-14

---

**M**

- manuals 13-1

---

**O**

- options, accessories and trailers 12-1
- outfeed table option 10-15

---

**P**

- power feed 8-3, 8-6, 8-8
  - horizontal energy chain 8-15

---

**R**

- rest pin 10-12

---

**S**

- sawdust chute 4-20
- side supports 10-10

---

**T**

- tensor de hoja 3-5
- track rollers
  - lower 8-13
  - upper 8-1
- transducer/cable 6-21

---

**U**

- up/down
  - assist 7-5
  - saw head mount 7-1

---

**W**

- water lube
  - bottle/tray 4-10, 4-12