

Wood-Mizer[®] Sawmill

Parts Manual

LT70HD Remote DCS rev. B4.02 - B8.03



Safety is our #1 concern! Read and understand all safety information and instructions before operating, setting up or maintaining this machine.

September 2010

Form #1707

Models Affected:

<i>LT70HDD55N-RD</i>	<i>Sawmill, LT70HD 55HP Dsl DCS Rmt *OBS*</i>	<i>B6.03</i>
<i>LT70HDD55NW-RD</i>	<i>Sawmill, LT70HD55HP DslDCSRmtWide T*OBS*</i>	<i>B6.03</i>
<i>LT70HDD55W-RD</i>	<i>Sawmill, LT70HD55HP Diesel, DCS Rmt *OBS*</i>	<i>B6.03</i>
<i>LT70HDD55-RD</i>	<i>Sawmill, LT70HD 55Hp Diesel, DCS Remote *OBS*</i>	<i>B6.03</i>
<i>LT70HDEB25-RD</i>	<i>Sawmill, LT70HD 25HP Elec 240V DCS Rmt</i>	<i>B8.01</i>
<i>LT70HDEC25-RD</i>	<i>Sawmill, LT70HD 25HP Elec 460V DCS Rmt</i>	<i>B8.01</i>
<i>LT70HDEC30-RD</i>	<i>Sawmill, LT70HD 30HP Elec 460V DCS Rmt</i>	<i>B8.02</i>
<i>LT70HDEC30W-RD</i>	<i>Sawmill, LT70HD30HP Ele460V DCS Rmt Wide</i>	<i>B8.02</i>

California
Proposition 65 Warning



WARNING: Breathing gas/diesel engine exhaust exposes you to chemicals known to the State of California to cause cancer and birth defects or other reproductive harm.

Always start and operate the engine in a well-ventilated area.
If in an enclosed area, vent the exhaust to the outside.
Do not modify or tamper with the exhaust system.
Do not idle the engine except as necessary.

For more information go to www.P65warnings.ca.gov.



WARNING: Drilling, sawing, sanding or machining wood products can expose you to wood dust, a substance known to the State of California to cause cancer. Avoid inhaling wood dust or use a dust mask or other safeguards for personal protection.

For more information go to www.P65Warnings.ca.gov/wood.

Active Patents assigned to Wood-Mizer, LLC

Wood-Mizer, LLC has received patents that protect our inventions which are a result of a dedication to research, innovation, development, and design. Learn more at: woodmizer.com/patents

©2024 Wood-Mizer LLC

Printed in the United States of America, all rights reserved. No part of this manual may be reproduced in any form by any photographic, electronic, mechanical or other means or used in any information storage and retrieval system without written permission from

Wood-Mizer, LLC
8180 West 10th Street
Indianapolis, Indiana 46214

Table of Contents

Section-Page

SECTION 1	REPLACEMENT PARTS	1-1
1.1	How To Use The Parts List1-1 <i>To Order Parts</i>	
1.2	Sample Assembly1-1	
1.3	Torque Values1-2	
SECTION 2	BLADE GUIDE ROLLERS & ARM	2-1
2.1	Blade Guide Assembly, Idle Side.....2-1 <i>70HD Remote Rev. B4.11+</i>	
2.2	Blade Guide Assembly, Idle Side.....2-4 <i>LT60HD/70HD RemoteRev. B3.02 - B4.10</i>	
2.3	Blade Guide Assembly, Drive Side.....2-7 <i>LT70HD Remote Rev. B4.11+</i>	
2.4	Blade Guide Assembly, Drive Side.....2-10 <i>LT60HD/70HD RemoteRev. B3.02 - B4.10</i>	
2.5	Blade Guide Arm Drive Assembly.....2-13	
2.6	Blade Guide Arm Drive Assembly (Wide Head Only).....2-15	
SECTION 3	BLADE WHEELS & TENSIONER	3-1
3.1	Blade Drive Assembly.....3-1	
3.2	Idle Blade Wheel Assembly3-3	
3.3	Hydraulic Blade Tensioner Assembly.....3-5 <i>LT70HD Remote Rev. B6.05+</i> <i>LT70HD Super Rev. A4.01+</i>	
3.4	Hydraulic Blade Tensioner Assembly.....3-7 <i>LT70HD Remote Rev. B4.08 - B6.04</i> <i>LT70HD Super Rev. A1.00 - A4.00</i>	
3.5	Hydraulic Blade Tensioner Assembly.....3-9 <i>LT70HD Remote Rev. B4.00 -B4.07</i>	
3.6	Hydraulic Blade Tensioner Assembly.....3-12 <i>LT70HD Remote Rev. B3.02</i>	
SECTION 4	SAW HEAD FRAME	4-1
4.1	Middle Throat Screw4-1	
4.2	Belt Tensioner4-2	
4.3	Brake Assembly.....4-4	
4.4	Brake Assembly (DC Only)4-5	
4.5	Autoclutch Assembly (DC Only)4-6	
4.6	Board Return Assembly4-8	
4.7	Board Dragback.....4-9	
4.8	Water Lube Assembly4-10	
4.9	LubeMizer Assembly4-12	
4.10	Saw Head Decals.....4-14 <i>After 11/15/10</i>	
4.11	Saw Head Decals.....4-15	

Table of Contents

Section-Page

4.12	Blade Housing Covers.....	4-16
4.13	Sawdust Chute.....	4-18
4.14	Debarker Wire Box/Grommet.....	4-19
SECTION 5 DEBARKER		5-1
5.1	Debarker Assembly (DC Complete).....	5-1
	<i>MKIII LT70 A.00+</i>	
5.2	Debarker Assembly (DC Complete).....	5-2
	<i>MKII LT70 A.00 - B.03</i>	
SECTION 5 DEBARKER		5-1
5.1	Debarker Assembly (AC Complete).....	5-1
	<i>MKIII LT70 A.00+</i>	
5.2	Debarker Assembly (AC Complete).....	5-2
	<i>MKII LT70 A.00 - B.03</i>	
5.3	Frame Assembly.....	5-3
	<i>MKIII LT70 A.00+</i>	
5.4	Frame Assembly.....	5-5
	<i>MKII LT70 A.00 - B.03</i>	
5.5	In/Out Motor Drive Assembly.....	5-7
	<i>MKIII LT70 A.00+</i>	
5.6	In/Out Motor Drive Assembly.....	5-9
	<i>MKII LT70 A.00 - B.03</i>	
5.7	Cutter Head Assembly (DC).....	5-11
	<i>MKIII LT70 A.00+</i>	
5.8	Cutter Head Assembly (DC).....	5-12
	<i>MKII LT70 A.00 - B.03</i>	
5.9	Cutter Head Assembly (AC).....	5-14
	<i>MKIII LT70 A.00+</i>	
5.10	Cutter Head Assembly (AC).....	5-15
	<i>MKII LT70 A.00 - B.03</i>	
5.11	Blade Housing Assembly.....	5-17
	<i>MKIII LT70 A.00+</i>	
5.12	Blade Housing Assembly.....	5-18
	<i>MKII LT70 A.00 - B.03</i>	
5.13	Spring Arm Assembly.....	5-19
	<i>MKII LT70 A.00 - B.03</i>	
5.14	Spring Arm Assembly.....	5-20
	<i>MKII LT70 A.00 - B.03</i>	
SECTION 6 CONTROL & BATTERY BOXES		6-1
6.1	Control Assembly (DC).....	6-1
6.2	Control Assembly (AC DCS).....	6-3
6.3	Control Box Stand & Travel Brackets.....	6-5
6.4	Front Panel Assembly (DCS).....	6-6
6.5	Battery Box Assembly (DC Only).....	6-8
6.6	Fuse Box Assembly (DC Only).....	6-9
6.7	Remote Power Box Assembly (DC).....	6-11

Table of Contents

Section-Page

6.8	Remote Power Box Assembly (AC).....	6-14
6.9	Transducer Assembly & Cable (DCS).....	6-16
SECTION 7 UP/DOWN SYSTEM		7-1
7.1	Up/Down Rollers & Covers	7-1
7.2	Blade Height & Quarter Scales	7-3
7.3	Up/Down Chain & Sprockets.....	7-4
7.4	Up/Down Drive Assembly	7-5
7.5	Up/Down Assist Assembly (DC Only).....	7-7
SECTION 8 FEED SYSTEM & TRACK ROLLERS		8-1
8.1	Upper Track Rollers And Wipers.....	8-1
8.2	Power Feed Assembly	8-3
8.3	Feed Chain/Stop	8-5
8.4	Lower Track Rollers.....	8-6
8.5	Lower Track Rollers & Cable Mount (DCS).....	8-8
	<i>LT70HD DCS RemoteRev. B4.02 - B4.11</i>	
SECTION 9 BED FRAME ASSEMBLY		9-1
9.1	Bed Rail Assembly, Front And Rear.....	9-1
9.2	Bed Rail Assembly, Middle Front.....	9-3
9.3	Bed Rail Assembly, Middle Rear.....	9-4
9.4	Optional Legs Assembly (Stationary).....	9-5
9.5	Board Return Table Assembly	9-6
9.6	Pivot Bed Rail Assembly.....	9-8
9.7	Taper Roller Pivot Assembly	9-9
9.8	Log Side Support Assembly (Manual)	9-10
9.9	Safety Chain Assembly	9-11
9.10	Saw Head Rest Pin Assembly	9-12
9.11	Bed Frame Decals.....	9-13
9.12	Festoon Upper and Lower Pulleys	9-14
9.13	Hitch Assembly	9-16
	<i>LT70HD DCS RemoteRev. B5.00+</i>	
9.14	Festoon Rear Post.....	9-17
9.15	Cable Trolley Extrusion/Pulley	9-19
	<i>LT70HD DCS RemoteRev. B4.02 - B4.11</i>	
9.16	Cable Trolley Hitch	9-21
	<i>LT70HD DCS RemoteRev. B4.02 - B4.11</i>	
9.17	Cable Trolley Rear Roller	9-23
	<i>LT70HD DCS RemoteRev. B4.02 - B4.11</i>	
9.18	Board Outfeed Table (Optional)	9-25
SECTION 10 BED HYDRAULIC SYSTEM		10-1
10.1	Hydraulic Hoses	10-1
10.2	Hydraulic Pump Box (DC).....	10-2
10.3	Hydraulic Pump Box (AC).....	10-5
10.4	Hydraulic Control Box (AC).....	10-8

Table of Contents

Section-Page

10.5	Hydraulic Valve.....	10-10
10.6	Hydraulic Power Supply Strip (DC Only).....	10-12
10.7	Rear Hydraulic Power Supply Strip (DC Only).....	10-14
10.8	Hydraulic Log Loader	10-15
10.9	Hydraulic Log Turner.....	10-17
10.10	Hydraulic Log Side Supports (Front).....	10-19
10.11	Hydraulic Log Side Supports (Rear).....	10-21
10.12	Hydraulic Log Side Supports (Link).....	10-23
10.13	Hydraulic Log Clamp.....	10-24
10.14	Hydraulic Toe Board	10-26
SECTION 11 MISCELLANEOUS		11-1
11.1	Replacement Manuals	11-1
INDEX		I

SECTION 1 REPLACEMENT PARTS

1.1 How To Use The Parts List

- Use the table of contents to locate the assembly that contains the part you need.
- Go to the appropriate section and locate the part in the illustration.
- Use the number pointing to the part to locate the correct part number and description in the table.
- Parts shown indented under another part are included with that part.

To Order Parts

- From the continental US, call **1-800-525-8100** to order parts. Have your customer number, vehicle identification number, and part numbers ready when you call.
- From other international locations, contact the Wood-Mizer distributor in your area for parts.

1.2 Sample Assembly



REF	PART #	DESCRIPTION	COMMENTS	QTY.
	012345	SAMPLE ASSEMBLY, COMPLETE	INCLUDES ITEMS 1-6	1
1	F02222-22	Sample Part		1
2	F03333-33	Sample Part		2
	098765	Sample Subassembly	Includes items 3-6	1
3	S04444-44	Subassembly Sample Part		1
4	K55555	Subassembly Sample Part		1
	054321	Sample Sub-Subassembly	Includes items 5-6	2
5	022222	Sub-Subassembly Sample Part		1
6	F10234-56	Sub-Subassembly Sample Part		1

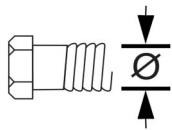
The Sample Assembly, Complete, part number 02345 (top level assembly) includes two parts (F0222-22 and F0333-33) and the 098765 subassembly.

Subassembly 098765 contains two parts(S04444-44 and K55555) and two copies of sub-subassembly 054321.

Each sub-subassembly 054321 contains two parts (022222 and F10234-56).

1.3 Torque Values

Grade		Units	SAE 5	SAE 8
Grade Mark				
Bolt Dia.	Threads. Per In.	Units	SAE 5	SAE 8
6	32	in-lbs (Nm)	20 (2.3)	-
8	32	in-lbs (Nm)	24 (2.7)	30 (3.4)
10	24	in-lbs (Nm)	35 (4.0)	45 (5.1)
10	32	in-lbs (Nm)	40 (4.5)	50 (5.7)
12	24	in-lbs (Nm)	50 (5.7)	65 (7.3)
1/4	20	in-lbs (Nm)	95 (10.7)	125 (14.1)
1/4	28	in-lbs (Nm)	95 (10.7)	150 (17.0)
5/16	18	ft-lbs (Nm)	17 (22.6)	23 (31.2)
5/16	24	ft-lbs (Nm)	20 (27.1)	25 (33.8)
3/8	16	ft-lbs (Nm)	30 (40.7)	40 (54.2)
3/8	24	ft-lbs (Nm)	35 (47.5)	45 (61.0)
7/16	14	ft-lbs (Nm)	50 (67.8)	65 (88.1)
7/16	20	ft-lbs (Nm)	55 (74.6)	70 (94.9)
1/2	13	ft-lbs (Nm)	75 (101.7)	100 (135.6)
1/2	20	ft-lbs (Nm)	85 (115.3)	110 (149.2)
9/16	12	ft-lbs (Nm)	105 (142.4)	135 (183.1)
9/16	18	ft-lbs (Nm)	115 (155.9)	150 (203.4)
5/8	11	ft-lbs (Nm)	150 (203.4)	195 (264.4)
5/8	18	ft-lbs (Nm)	160 (217.0)	210 (284.8)
3/4	10	ft-lbs (Nm)	170 (230.5)	220 (298.3)
3/4	16	ft-lbs (Nm)	175 (237.3)	225 (305.1)
7/8	9	ft-lbs (Nm)	302 (409.5)	473 (640.9)
7/8	14	ft-lbs (Nm)	300 (406.8)	400 (542.4)
1	8	ft-lbs (Nm)	466 (631.8)	714 (967.4)



Metric Bolt Head Identification



8.8
Metric Grade 8.8



10.9
Metric Grade 10.9

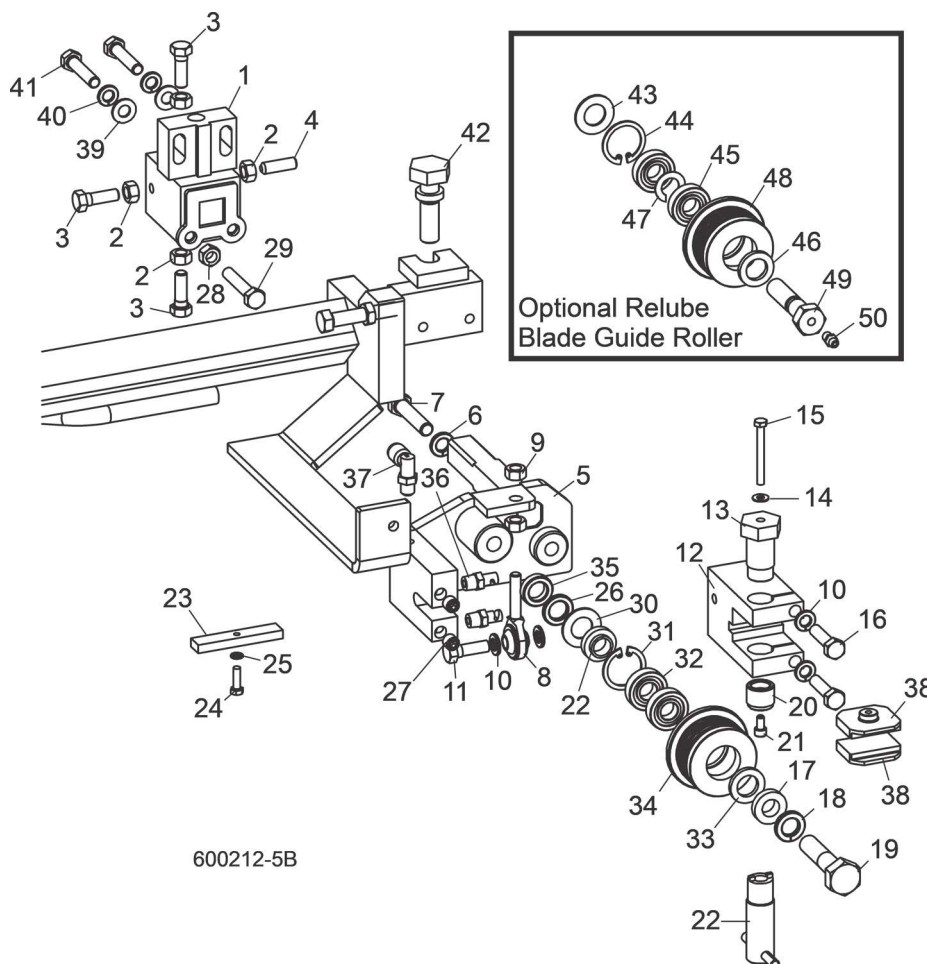
COARSE THREAD					FINE THREAD				Wrench Size	
Diameter & Thread Pitch	Metric 8.8		Metric 10.9		Diameter & Thread Pitch	Metric 8.8		Metric 10.9		
	N-m	lbs-ft	N-m	lbs-ft		N-m	lbs-ft	N-m		lbs-ft
6 x 1.0	8	6	11	8					10 mm	
8 x 1.25	20	15	27	20	8 x 1.0	21	16	29	22	13 mm
10 x 1.5	39	29	54	40	10 x 1.25	41	30	57	42	16 mm
12 x 1.75	68	50	94	70	12 x 1.25	75	55	103	76	18 mm
14 x 2.0	109	80	151	111	14 x 1.5	118	87	163	120	21 mm
16 x 2.0	169	125	234	173	16 x 1.5	181	133	250	184	24 mm
18 x 2.5	234	172	323	239	18 x 1.5	263	194	363	268	27 mm
20 x 2.5	330	244	457	337	20 x 1.5	367	270	507	374	30 mm
22 x 2.5	451	332	623	460	22 x 1.5	495	365	684	505	34 mm
24 x 3.0	571	421	790	583	24 x 2.0	623	459	861	635	36 mm
30 x 3.0	1175	867	1626	1199	30 x 2.0	1258	928	1740	1283	46 mm

SECTION 2 BLADE GUIDE ROLLERS & ARM

2.1 Blade Guide Assembly, Idle Side

70HD Remote

Rev. B4.11+



REF	PART #	DESCRIPTION	COMMENTS	QTY.
	036818	ROLLER/BLOCK ASSEMBLY, IDLE SIDE (OUTER)		1
	036872	Block Assembly, Blade Guide Mount		1
1	036868	Block Weldment, Blade Guide Mount	Available in assemblies only.	1
2	F05010-17	Nut, 5/16-18 Hex		4
3	F05006-88	Bolt, 5/16-18 x 1" Hex Head Stainless Steel		3
4	F05006-122	Screw, 5/16-18 x 1" Socket Head Flat Point Stainless Steel Set		1
5	036866	Shaft Weldment, Idle Side Guide		1
6	F05011-4	Washer, 3/8" Split Lock		1
7	F05007-119	Bolt, 3/8-16 x 1 3/4" Hex Head Grade 5		1
8	P09814	Rod End, 5/16-24 Male		1
9	F05010-28	Nut, 5/16-24 Hex Jam		2
10	F05011-13	Washer, 5/16" Split Lock		4
11	F05006-88	Bolt, 5/16-18 x 1" Hex Head Stainless Steel		1

REF	PART #	DESCRIPTION	COMMENTS	QTY.
12	036814	Block, Guide Block Mount		1
13	035216	Bolt, Blade Guide Block Mount		1
14	042867	Washer, #10 Brass		1
15	F05004-178	Bolt, #10-32 x 1 3/4" Hex Head Stainless Steel		1
16	F05006-118	Bolt, 5/16-18 x 1 1/4" Hex Head Stainless Steel		2
17	S04253	Spacer, Blade Guide		2
18	F05011-9	Washer, 1/2" Split Lock	Nord-Lock Washer F05011-125 available to replace Split Lock Washer F05011-9 to prevent loosening due to vibration (12/09).	1
19	F05008-10	Bolt, 1/2-13 x 2 1/4" Hex Head Grade 5		1
20	044057	Screw, Lower Block Adjustment		1
21	F05004-200	Screw, #10-32 x 3/8" Socket Head Stainless Steel		1
22	044064	Tool, Lower Block Adjustment		1
23	035799	Block, Blade Guide Alignment		1
24	F05004-152	Screw, #10-32 x 5/8" Hex Head		1
25	F05011-20	Washer, #10 Split Lock		1
26	052364	Spacer, 1/2" ID x 7/8" OD x 1/8" Thick	Use 1/4" spacer 041626 for optional 1 1/4" blades.	1
27	P30127	Fitting, 1/8" NPT Socket Pipe Plug		2
28	F05010-17	Nut, 5/16-18 Hex		1
29	F05006-81	Bolt, 5/16-18 x 1 3/4" Hex Head Full Thread Grade 5		1
	A04925	ROLLER ASSEMBLY, BLADE GUIDE	STANDARD FOR USE WITH 1 1/4" & 1 1/2" BLADES	1
	014299	ROLLER ASSEMBLY, EXTENDED BLADE GUIDE	OPTIONAL FOR USE WITH 1 1/2" BLADES	1
	K07079	Bearing Kit, Blade Guide Rebuild		1
30	P04252	Washer, 5/8" White Felt		1
31	F04254-1	Ring, 1 1/8" Interior Retaining		1
32	015975	Bearing, R8-2RS Blade Guide	Available in assemblies only.	2
33	P06455	Washer, 5/8" Gray Felt		1
	F05005-105	Screw, 1/4-28 x 1/4" Socket Head Cup Point Set Black Oxide		1
	057407-1507	Instruction Sheet, Blade Guide Rebuild		1
34	035426	Roller, 1 1/4" Blade Guide, Relube	Available in assemblies only.	1
	014243	Roller, Flanged Blade Guide (1 1/2" blade)	Available in assemblies only.	1
	A04925-364	Instruction Sheet, Blade Guide Roller Replacement		1
35	041626	SPACER, 1/2" ID X 7/8" OD X 1/4"	OPTIONAL FOR 1 1/4" BLADE	1
36	033479	FITTING, BLADE LUBE SPRAY NOZZLE		2
37	P09736	FITTING, 1/8" MPT X 1/4" TUBE SWIVEL ELBOW		1
38	052309	BLOCK, BLADE GUIDE WEAR	EZ-Glide blocks 036347 are available for customers who prefer this block.	2
	052355	BLOCK, BLADE GUIDE WEAR	OPTIONAL FOR 1 1/4" BLADE	2
	036347	BLOCK ASSEMBLY, 1" SQ. EZ-GLIDE WEAR		2
	035248	SHIM, .008" BLADE GUIDE BLOCK SPACER		1
39	F05011-17	WASHER, 5/16" SAE FLAT		2
40	F05011-13	WASHER, 5/16" SPLIT LOCK		2

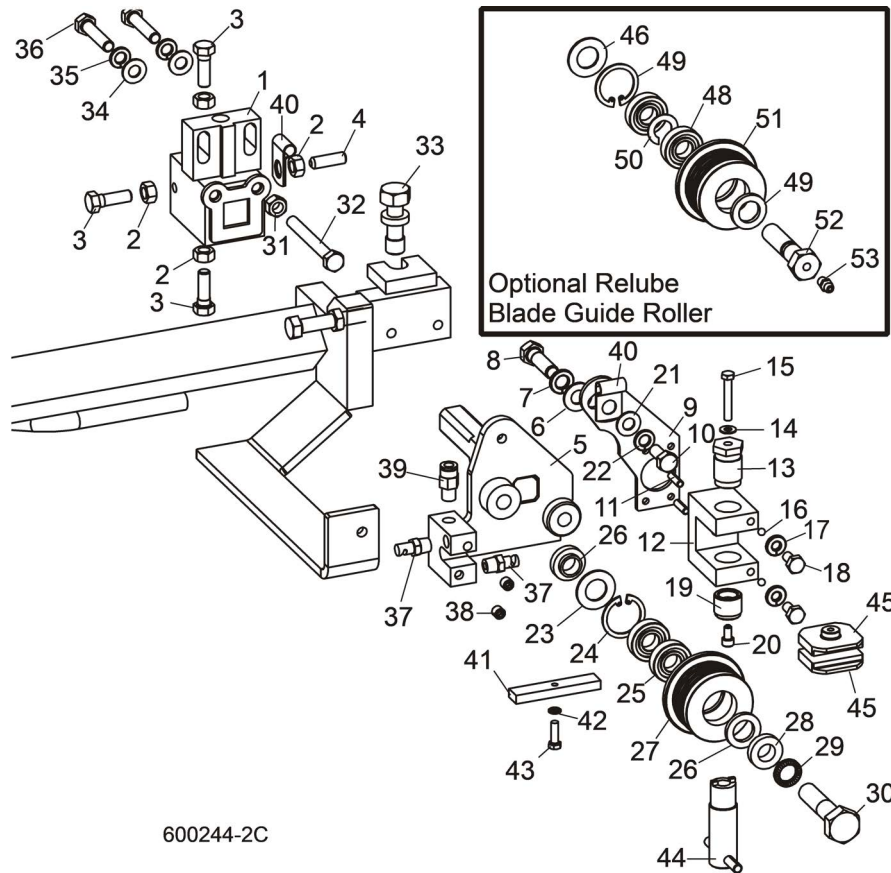
2 Blade Guide Rollers & Arm

Blade Guide Assembly, Idle Side

REF	PART #	DESCRIPTION	COMMENTS	QTY.
41	F05006-76	BOLT, 5/16-18 X 1 1/2" HEX HEAD GRADE 5 FULL THREAD		2
42	035656	BOLT, BLADE GUIDE VERTICAL ADJUSTMENT		1
	016568	ROLLER ASSEMBLY, BLADE GUIDE RELUBE	OPTIONAL FOR USE WITH 1 1/4" BLADES	1
	057405	ROLLER ASSEMBLY, 1 1/2" BLADE GUIDE RELUBE	OPTIONAL FOR USE WITH 1 1/2" BLADES	1
43	P04252	Washer, 5/8" White Felt		1
44	F04254-1	Ring, 1 1/8" Interior Retaining		1
45	015975	Bearing, R8-2RS Blade Guide (modified)	Available in assemblies only. Bearing must be modified: Remove one seal from each bearing, place open sides facing each other and place spacer 035411 between bearings.	2
46	P06455	Washer, 5/8" Gray Felt		1
47	035411	Spacer, Blade Guide Bearing		1
48	035426	Roller, Flanged Blade Guide	Available in assemblies only. Relube 1 1/4" & 1 1/2" blade	1
	057402	Roller, Flanged Blade Guide	Available in assemblies only. Relube 1 1/2" blade	1
49	036161	BOLT, BLADE GUIDE ROLLER	RELUBE ONLY	1
50	P05060	FITTING, 1/4-28 GREASE	RELUBE ONLY	1

2.2 Blade Guide Assembly, Idle Side

LT60HD/70HD Remote Rev. B3.02 - B4.10



600244-2C

REF	PART #	DESCRIPTION	COMMENTS	QTY.
	003926	ROLLER/BLOCK ASSEMBLY, IDLE SIDE (OUTER)	003926 Blade Guide Assembly replaced with 036818 Rev. B4.11. New assembly provides easier adjustment ((See Section 2.1))	1
	065677	Block Assembly, Blade Guide Mount		1
1	003911	Block Weldment, Blade Guide Mount	Available in assemblies only.	1
2	F05010-17	Nut, 5/16-18 Hex		4
3	F05006-88	Bolt, 5/16-18 x 1" Hex Head Stainless Steel		3
4	F05006-122	Screw, 5/16-18 x 1" Socket Head Flat Point Stainless Steel Set		1
5	003924	Shaft Weldment, Idle Side Guide		1
	003928	Mount Assembly, Blade Guide Block Idle		1
6	F05011-3	Washer, 3/8" SAE Flat		1
7	F05011-4	Washer, 3/8" Split Lock		1
8	F05007-123	Bolt, 3/8-16 x 1 1/4" Hex Head Grade 5		1
9	003915	Plate, Block Tilt Adjustment		1
10	F05006-102	Bolt, 5/16-18 x 3/4" Hex Head		1
11	F05012-22	Pin, 3/16" x 5/8" Roll		2

2 Blade Guide Rollers & Arm

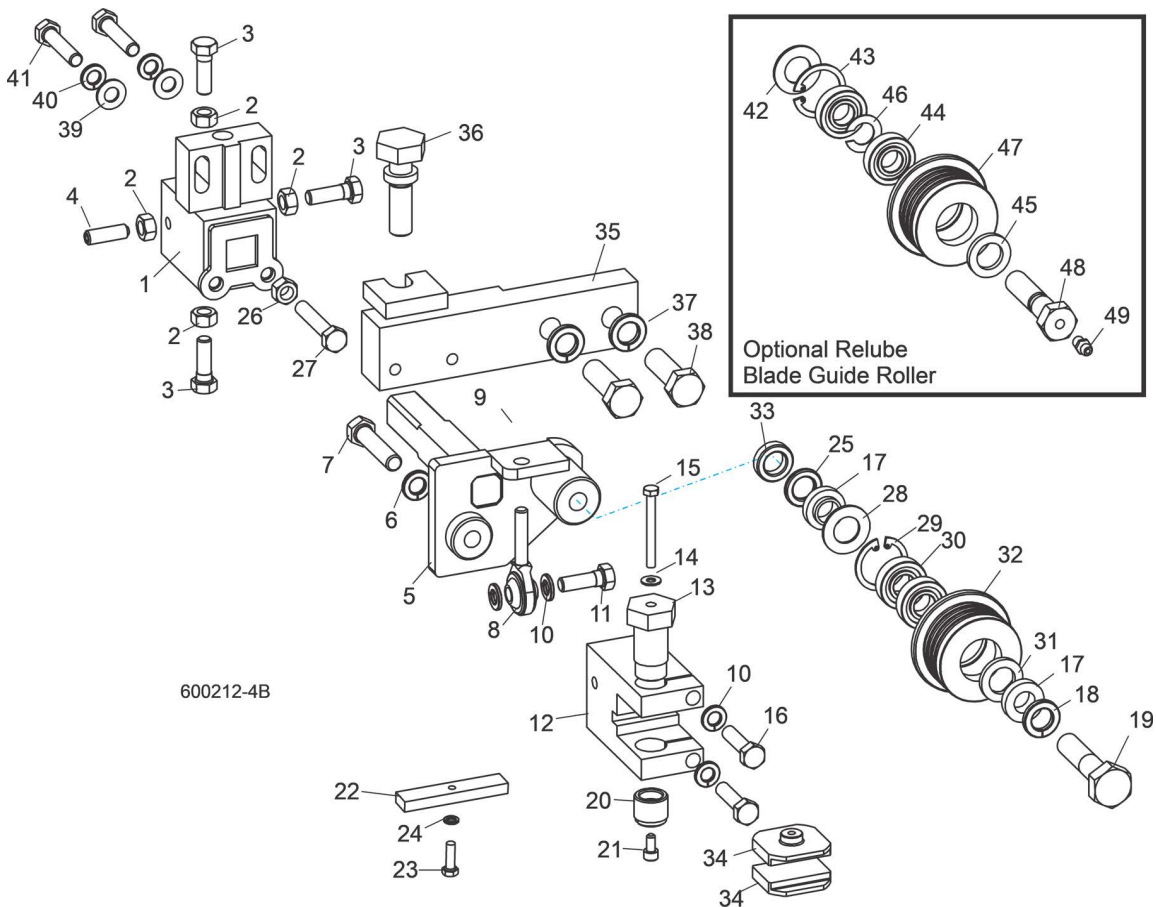
Blade Guide Assembly, Idle Side

REF	PART #	DESCRIPTION	COMMENTS	QTY.
12	003909	Block, Guide Block Mount		1
13	003994	Bolt, Blade Guide Block Mount		1
14	042867	Washer, #10 Brass		1
15	F05004-240	Bolt, #10-32 x 1 1/4" Hex Head Stainless Steel		1
16	003914	Ball, 3/16" Dia. Nylon		2
17	F05011-14	Washer, 1/4" Split Lock		2
18	F05005-15	Bolt, 1/4-20 x 1/2" Hex Head		2
19	044057	Screw, Lower Block Adjustment		1
20	F05004-200	Screw, #10-32 x 3/8" Socket Head Stainless Steel		1
21	F05011-17	Washer, 5/16" SAE Flat		1
22	F05011-13	Washer, 5/16" Split Lock		1
	A04925	Roller Assembly, Blade Guide		1
	014299	Roller Assembly, Extended Blade Guide	For optional 1 1/2" blades	1
	K07079	Bearing Kit, Blade Guide Rebuild		1
23	P04252	Washer, 5/8" White Felt		1
24	F04254-1	Ring, 1 1/8" Interior Retaining		1
25	015975	Bearing, R8-2RS Blade Guide	Available in assemblies only.	2
26	P06455	Washer, 5/8" Gray Felt		1
	F05005-105	Screw, 1/4-28 x 1/4" Socket Head Cup Point Set Black Oxide		1
	057407-1507	Instruction Sheet, Blade Guide Rebuild		1
27	S04250	Roller, Flanged Blade Guide (1 1/4" & 1 1/2" blade)	Available in assemblies only.	1
	014243	Roller, Flanged Blade Guide (1 1/2" blade)	Available in assemblies only.	1
	A04925-364	Instruction Sheet, Blade Guide Roller Replacement		1
28	S04253	Spacer, Blade Guide		2
29	F05011-125	Washer, 1/2" Nord-Lock		1
30	F05008-10	Bolt, 1/2-13 x 2 1/4" Hex Head Grade 5		1
31	F05010-17	Nut, 5/16-18 Hex		1
32	F05006-136	Bolt, 5/16-18 x 2 3/4" Hex Head Full Thread		1
33	035656	Bolt, Blade Guide Vertical Adjustment		1
34	F05011-17	Washer, 5/16" SAE Flat		2
35	F05011-13	Washer, 5/16" Split Lock		2
36	F05006-76	Bolt, 5/16-18 x 1 1/2" Hex Head Grade 5 Full Thread		2
37	033479	Fitting, Blade Lube Spray Nozzle		2
38	007734	Fitting, 1/16" NPT Socket Pipe Plug		2
39	P03078	Fitting, 1/8" NPT x 1/4" Tube		1
40	024155	Clamp, 1/4" Wire 13/32" Mounting Hole		2
41	035799	BLOCK, BLADE GUIDE ALIGNMENT		1
42	F05004-152	SCREW, #10-32 X 5/8" HEX HEAD		1
43	F05011-20	WASHER, #10 SPLIT LOCK		1
44	044064	TOOL, LOWER BLOCK ADJUSTMENT		1
45	052309	BLOCK, BLADE GUIDE WEAR (STANDARD FOR 1 1/2" BLADES)	EZ-Glide blocks 036347 are available for customers who prefer this block.	2

REF	PART #	DESCRIPTION	COMMENTS	QTY.
	052355	BLOCK, BLADE GUIDE WEAR (OPTIONAL FOR 1 1/4" BLADES)		2
	036347	BLOCK ASSEMBLY, 1" SQ. EZ-GLIDE WEAR		2
	035248	SHIM, .008" BLADE GUIDE BLOCK SPACER		1
	016568	ROLLER ASSEMBLY, BLADE GUIDE RELUBE	OPTIONAL FOR USE WITH 1 1/4" & 1 1/2" BLADES	1
	057405	ROLLER ASSEMBLY, EXTENDED BLADE GUIDE RELUBE	OPTIONAL FOR USE WITH 1 1/2" BLADES	1
46	P04252	Washer, 5/8" White Felt		1
47	F04254-1	Ring, 1 1/8" Interior Retaining		1
48	015975	Bearing, R8-2RS Blade Guide (modified)	Available in assemblies only. Bearing must be modified for use with relube roller assemblies. Remove one seal from each bearing, place open sides facing each other and place spacer 035411 between bearings.	2
49	P06455	Washer, 5/8" Gray Felt		1
50	035411	Spacer, Blade Guide Bearing		1
	057407-1507	Instruction Sheet, Blade Guide Rebuild		1
51	035426	Roller, Flanged Blade Guide	Available in assemblies only. Relube 1 1/4" & 1 1/2" blade	1
	057402	Roller, Flanged Blade Guide	Available in assemblies only. Relube 1 1/2" blade	1
	A04925-364	Instruction Sheet, Blade Guide Roller Replacement		1
52	036161	BOLT, BLADE GUIDE ROLLER	RELUBE ONLY	1
53	P05060	FITTING, 1/4-28 GREASE	RELUBE ONLY	1

2.3 Blade Guide Assembly, Drive Side

LT70HD RemoteRev. B4.11+



REF	PART #	DESCRIPTION	COMMENTS	QTY.
	036812	ROLLER/BLOCK ASSEMBLY, DRIVE SIDE		1
	036867	Block Assembly, Blade Guide Mount		1
1	036868	Block Weldment, Blade Guide Mount	Available in assemblies only.	1
2	F05010-17	Nut, 5/16-18 Hex		4
3	F05006-88	Bolt, 5/16-18 x 1" Hex Head Stainless Steel		3
4	F05006-122	Screw, 5/16-18 x 1" Socket Head Flat Point Stainless Steel Set		1
5	036865	Shaft Weldment, Drive Side Guide		1
6	F05011-4	Washer, 3/8" Split Lock		1
7	F05007-119	Bolt, 3/8-16 x 1 3/4" Hex Head Grade 5		1
8	P09814	Rod End, 5/16-24 Male		1
9	F05010-28	Nut, 5/16-24 Hex Jam		2
10	F05011-13	Washer, 5/16" Split Lock		4
11	F05006-88	Bolt, 5/16-18 x 1" Hex Head Stainless Steel		1
12	036814	Block, Guide Block Mount		1
13	035216	Bolt, Blade Guide Block Mount		1
14	042867	Washer, #10 Brass		1
15	F05004-178	Bolt, #10-32 x 1 3/4" Hex Head Stainless Steel		1
16	F05006-118	Bolt, 5/16-18 x 1 1/4" Hex Head Stainless Steel		2

REF	PART #	DESCRIPTION	COMMENTS	QTY.
17	S04253	Spacer, Blade Guide		2
18	F05011-125	Washer, 1/2 Nord-Lock Zpl	Nord-Lock Washer F05011-125 available to replace Split Lock Washer F05011-9 to prevent loosening due to vibration (12/09).	1
19	F05008-10	Bolt, 1/2-13 x 2 1/4" Hex Head Grade 5		1
20	044057	Screw, Lower Block Adjustment		1
21	F05004-200	Screw, #10-32 x 3/8" Socket Head Stainless Steel		1
22	035799	Block, Blade Guide Alignment		1
23	F05004-152	Screw, #10-32 x 5/8" Hex Head		1
24	F05011-20	Washer, #10 Split Lock		1
25	052364	Spacer, 1/2" ID x 7/8" OD x 1/8" Thick	For standard blades	1
26	F05010-17	Nut, 5/16-18 Hex		1
27	F05006-81	Bolt, 5/16-18 x 1 3/4" Hex Head Full Thread Grade 5		1
	A04925	ROLLER ASSEMBLY, BLADE GUIDE	For use with 1 1/4" blades	1
	014299	ROLLER ASSEMBLY, EXTENDED BLADE GUIDE	Optional for use with 1 1/2" blades	1
28	P04252	Washer, 5/8" White Felt		1
29	F04254-1	Ring, 1 1/8" Interior Retaining		1
30	015975	Bearing, R8-2RS Blade Guide	Available in assemblies only.	2
31	P06455	Washer, 5/8" Gray Felt		1
	F05005-105	Screw, 1/4-28 x 1/4" Socket Head Cup Point Set Black Oxide		1
32	S04250	Roller, Flanged Blade Guide (1 1/4" & 1 1/2" blade)	Available in assemblies only.	1
	014243	Roller, Flanged Blade Guide (1 1/2" blade)	Available in assemblies only.	1
33	041626	SPACER, 1/2" ID X 7/8" OD X 1/4"	For use with 1 1/4" Blades Only	1
34	052309	BLOCK, BLADE GUIDE WEAR	Standard for 1 1/2" blades	2
	052355	BLOCK, BLADE GUIDE WEAR	Optional for 1 1/4" blades	2
	036347	BLOCK ASSEMBLY, 1" SQ. EZ-GLIDE WEAR		2
35	034292	ARM WELDMENT, DRIVE SIDE BLADE GUIDE		1
36	035656	BOLT, BLADE GUIDE VERTICAL ADJUSTMENT		1
37	F05011-9	WASHER, 1/2" SPLIT LOCK		2
38	F05008-33	BOLT, 1/2-13 X 1 1/2" HEX HEAD GRADE 5		2
	035248	SHIM, .008" BLADE GUIDE BLOCK SPACER		1
39	F05011-17	WASHER, 5/16" SAE FLAT		2
40	F05011-13	WASHER, 5/16" SPLIT LOCK		2
41	F05006-119	BOLT, 5/16-18 X 1 1/2" HEX HEAD STAINLESS STEEL		2
	016568	ROLLER ASSEMBLY, BLADE GUIDE RELUBE ()	OPTIONAL FOR USE WITH 1 1/4" & 1 1/2" BLADES	1
	057405	ROLLER ASSEMBLY, EXTENDED BLADE GUIDE RELUBE ()	OPTIONAL FOR USE WITH 1 1/2" BLADES	1
42	P04252	Washer, 5/8" White Felt		1
43	F04254-1	Ring, 1 1/8" Interior Retaining		1
44	015975	Bearing, R8-2RS Blade Guide	Remove one seal from each bearing, place open sides facing each other and place spacer 035411 between bearings.	2
45	P06455	Washer, 5/8" Gray Felt		1

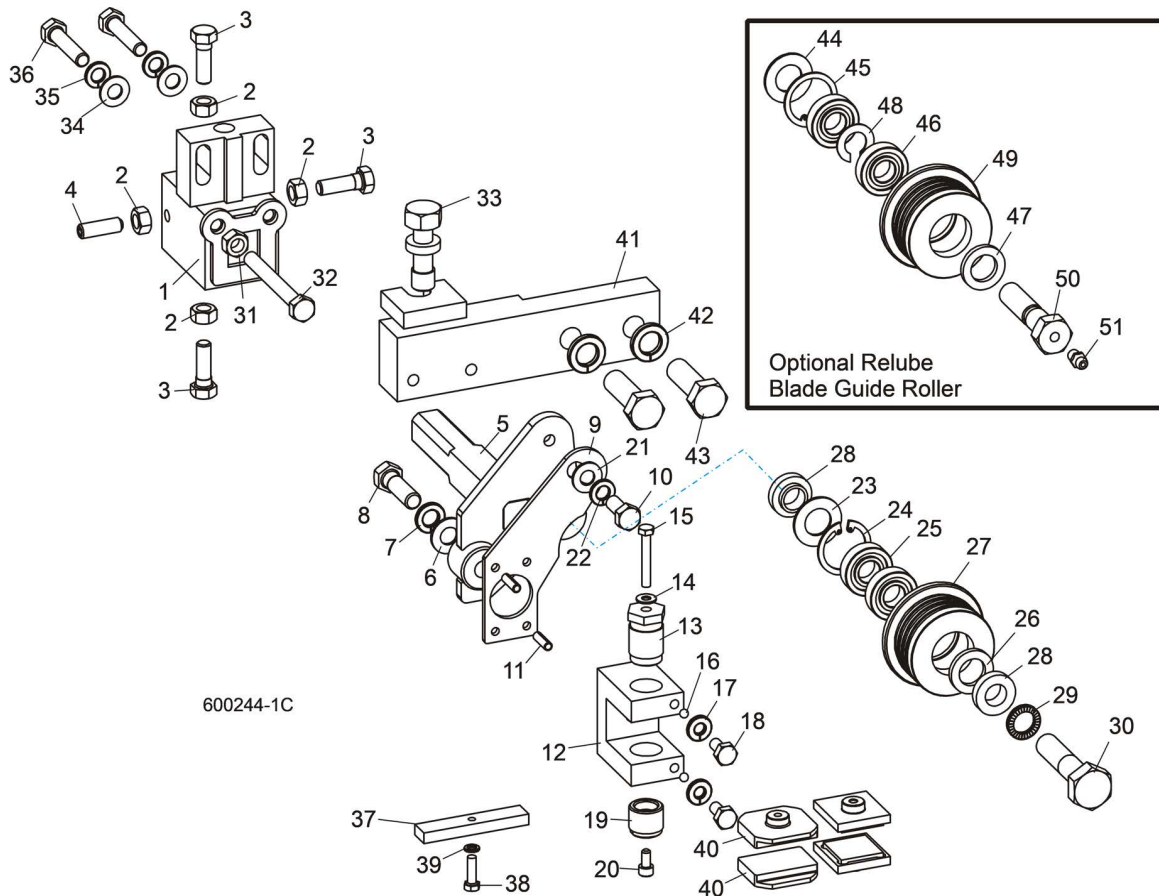
2 Blade Guide Rollers & Arm

Blade Guide Assembly, Drive Side

REF	PART #	DESCRIPTION	COMMENTS	QTY.
46	035411	Spacer, Blade Guide Bearing		1
	057407-1507	Instruction Sheet, Blade Guide Rebuild		1
47	035426	Roller, Flanged Blade Guide	Relube 1 1/4" & 1 1/2" blade	1
	057402	Roller, Flanged Blade Guide	Relube 1 1/2" blade	1
48	036161	BOLT, BLADE GUIDE ROLLER (RELUBE ONLY)		1
49	P05060	FITTING, 1/4-28 GREASE (RELUBE ONLY)		1

2.4 Blade Guide Assembly, Drive Side

LT60HD/70HD RemoteRev. B3.02 - B4.10



REF	PART #	DESCRIPTION	COMMENTS	QTY.
	003925	ROLLER/BLOCK ASSEMBLY, DRIVE SIDE (INNER)	003925 Blade Guide Assembly replaced with 036812 Rev. B4.11. New assembly provides easier adjustment (See Section 2.3).	1
	003910	Block Assembly, Blade Guide Mount		1
1	003911	Block Weldment, Blade Guide Mount	Available in assemblies only.	1
2	F05010-17	Nut, 5/16-18 Hex		4
3	F05006-88	Bolt, 5/16-18 x 1" Hex Head Stainless Steel		3
4	F05006-122	Screw, 5/16-18 x 1" Socket Head Flat Point Stainless Steel Set		1
5	003913	Shaft Weldment, Drive Side Guide		1
	003927	Mount Assembly, Blade Guide Block Drive		1
6	F05011-3	Washer, 3/8" SAE Flat		1
7	F05011-4	Washer, 3/8" Split Lock		1
8	F05007-123	Bolt, 3/8-16 x 1 1/4" Hex Head Grade 5		1
9	003915	Plate, Block Tilt Adjustment		1
10	F05006-102	Bolt, 5/16-18 x 3/4" Hex Head		1
11	F05012-22	Pin, 3/16" x 5/8" Roll		2

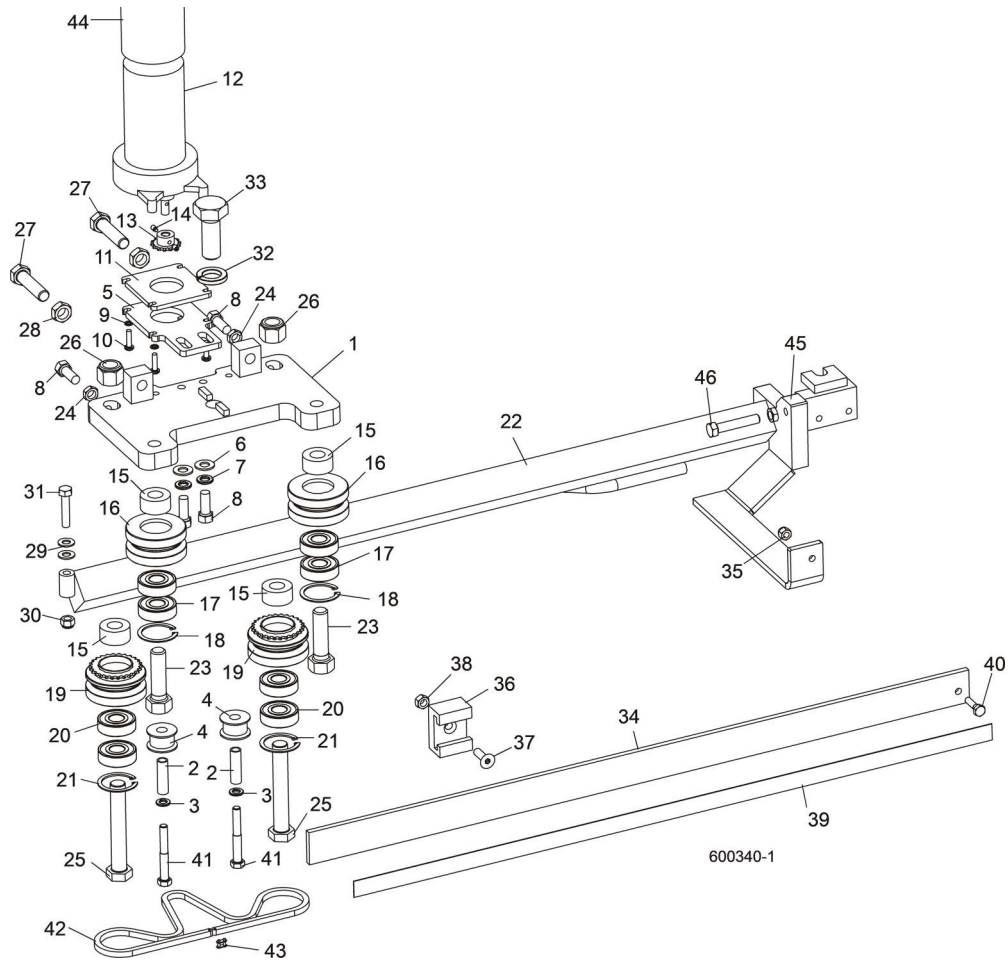
2 Blade Guide Rollers & Arm

Blade Guide Assembly, Drive Side

REF	PART #	DESCRIPTION	COMMENTS	QTY.
12	003909	Block, Guide Block Mount		1
13	003994	Bolt, Blade Guide Block Mount		1
14	042867	Washer, #10 Brass		1
15	F05004-240	Bolt, #10-32 x 1 1/4" Hex Head Stainless Steel		1
16	003914	Ball, 3/16" Dia. Nylon		2
17	F05011-14	Washer, 1/4" Split Lock		2
18	F05005-15	Bolt, 1/4-20 x 1/2" Hex Head		2
19	044057	Screw, Lower Block Adjustment		1
20	F05004-200	Screw, #10-32 x 3/8" Socket Head Stainless Steel		1
21	F05011-17	Washer, 5/16" SAE Flat		1
22	F05011-13	Washer, 5/16" Split Lock		1
	A04925	Roller Assembly, Blade Guide (standard for use with 1 1/4" & 1 1/2" blades)	The sawmill is equipped standard with non-greasable blade guide rollers that can be used with the standard 1 1/2" blade. The roller can also be used with 1 1/4" blades. Optional extended blade guide rollers are available for use with 1 1/2" blades. The extended rollers may provide more stability during difficult sawing, but will reduce the total amount of times the blade can be reused after sharpening. Optional relube versions of each roller configuration are also available.	1
	014299	Roller Assembly, Extended Blade Guide (optional for use with 1 1/2" blades)		1
	K07079	Bearing Kit, Blade Guide Rebuild		1
23	P04252	Washer, 5/8" White Felt		1
24	F04254-1	Ring, 1 1/8" Interior Retaining		1
25	015975	Bearing, R8-2RS Blade Guide	Available in assemblies only.	2
26	P06455	Washer, 5/8" Gray Felt		1
	F05005-105	Screw, 1/4-28 x 1/4" Socket Head Cup Point Set Black Oxide		1
	057407-1507	Instruction Sheet, Blade Guide Rebuild		1
27	S04250	Roller, Flanged Blade Guide (1 1/4" & 1 1/2" blade)	Available in assemblies only.	1
	014243	Roller, Flanged Blade Guide (1 1/2" blade)	Available in assemblies only.	1
	A04925-364	Instruction Sheet, Blade Guide Roller Replacement		1
28	S04253	Spacer, Blade Guide		2
29	F05011-125	Washer, 1/2" Nord-Lock		1
30	F05008-10	Bolt, 1/2-13 x 2 1/4" Hex Head Grade 5		1
31	F05010-17	Nut, 5/16-18 Hex		1
32	F05006-136	Bolt, 5/16-18 x 2 3/4" Hex Head Full Thread		1
33	035656	Bolt, Blade Guide Vertical Adjustment		1
34	F05011-17	Washer, 5/16" SAE Flat		2
35	F05011-13	Washer, 5/16" Split Lock		2
36	F05006-76	Bolt, 5/16-18 x 1 1/2" Hex Head		2
37	035799	BLOCK, BLADE GUIDE ALIGNMENT		1
38	F05004-152	SCREW, #10-32 X 5/8" HEX HEAD		1

REF	PART #	DESCRIPTION	COMMENTS	QTY.
39	F05011-20	WASHER, #10 SPLIT LOCK		1
40	052309	BLOCK, BLADE GUIDE WEAR (STANDARD FOR 1 1/2" BLADES)	052309 blocks for use with 1 1/2" blade provided as standard equipment. 052355 blocks available for optional use with 1 1/4" blades. EZ-Glide blocks 036347 are available for customers who prefer this block.	2
	052355	BLOCK, BLADE GUIDE WEAR (OPTIONAL FOR 1 1/4" BLADES)		2
	036347	BLOCK ASSEMBLY, 1" SQ. EZ-GLIDE WEAR		2
41	034292	ARM WELDMENT, DRIVE SIDE BLADE GUIDE		1
42	F05011-9	WASHER, 1/2" SPLIT LOCK		2
43	F05008-33	BOLT, 1/2-13 X 1 1/2" HEX HEAD GRADE 5		2
	035248	SHIM, .008" BLADE GUIDE BLOCK SPACER		1
	016568	ROLLER ASSEMBLY, BLADE GUIDE RELUBE (OPTIONAL FOR USE WITH 1 1/4" & 1 1/2" BLADES)	The sawmill is equipped standard with non-greasable blade guide rollers that can be used with the standard 1 1/2" blade. The roller can also be used with 1 1/4" blades. Optional extended blade guide rollers are available for use with 1 1/2" blades. The extended rollers may provide more stability during difficult sawing, but will reduce the total amount of times the blade can be reused after sharpening. Optional relube versions of each roller configuration are also available.	1
	057405	ROLLER ASSEMBLY, EXTENDED BLADE GUIDE RELUBE (OPTIONAL FOR USE WITH 1 1/2" BLADES)		1
	057407	Bearing Kit, Relube Blade Guide Rebuild		1
44	P04252	Washer, 5/8" White Felt		1
45	F04254-1	Ring, 1 1/8" Interior Retaining		1
46	015975	Bearing, R8-2RS Blade Guide	Available in assemblies only. Bearing must be modified for use with relube roller assemblies. Remove one seal from each bearing, place open sides facing each other and place spacer 035411 between bearings.	2
47	P06455	Washer, 5/8" Gray Felt		1
48	035411	Spacer, Blade Guide Bearing		1
	057407-1507	Instruction Sheet, Blade Guide Rebuild		1
49	035426	Roller, Flanged Blade Guide (Relube 1 1/4" & 1 1/2" blade)	Available in assemblies only.	1
	057402	Roller, Flanged Blade Guide (Relube 1 1/2" blade)	Available in assemblies only.	1
	A04925-364	Instruction Sheet, Blade Guide Roller Replacement		1
50	036161	BOLT, BLADE GUIDE ROLLER (RELUBE ONLY)		1
51	P05060	FITTING, 1/4-28 GREASE (RELUBE ONLY)		1

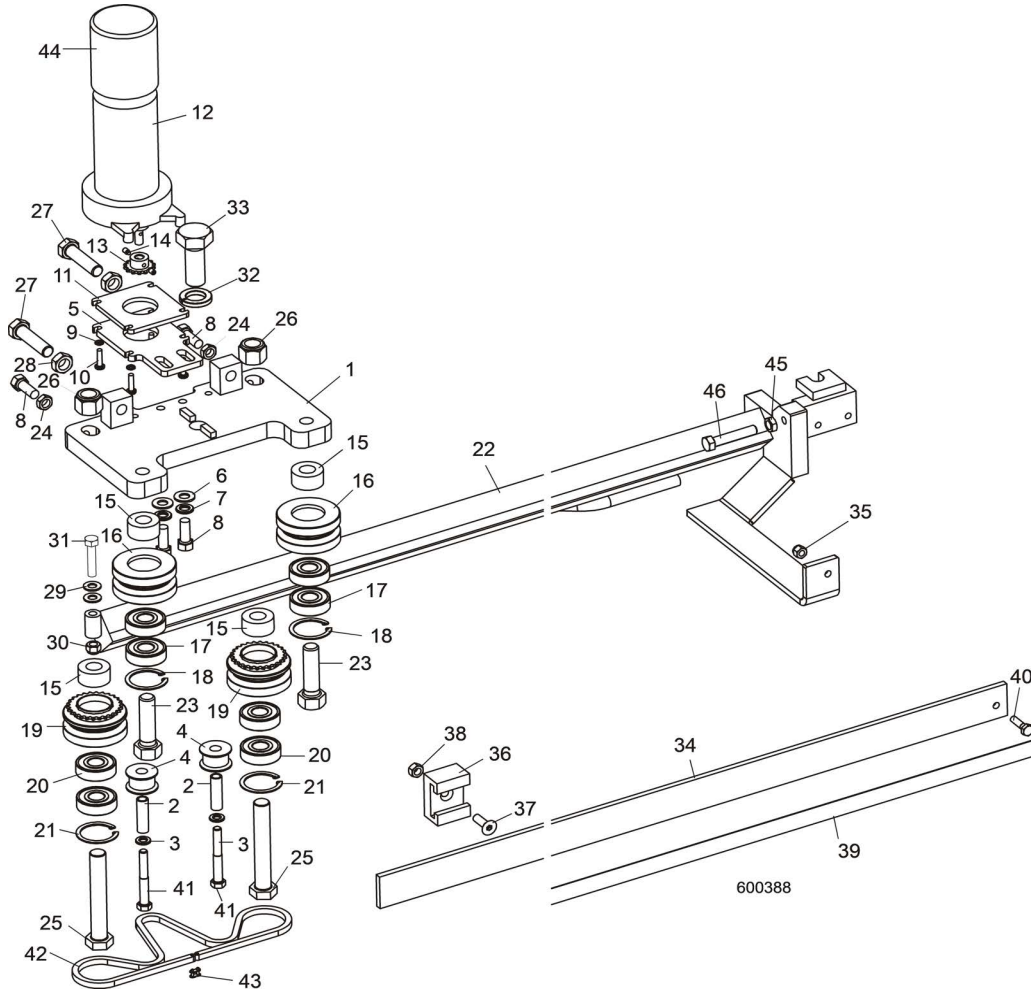
2.5 Blade Guide Arm Drive Assembly



REF	PART #	DESCRIPTION	COMMENTS	QTY.
	025908	ARM ASSEMBLY, IDLE SIDE BLADE GUIDE DCS		1
1	034286	Plate Weldment, Blade Guide Arm		1
2	S09996	Spacer, .322" x .44" x 1 1/2"		2
3	F05011-13	Washer, 5/16" Split Lock		2
4	S09999	Roller, Blade Guide Drive		2
5	033803	Plate, Blade Guide Motor Mount		1
6	F05011-3	Washer, 3/8" SAE Flat		2
7	F05011-4	Washer, 3/8" Split Lock		2
8	F05007-7	Bolt, 3/8-16 x 1" Hex Head		4
9	F05011-20	Washer, #10 Split Lock		4
10	F05004-38	Screw, #10-32 x 3/4" Phillips Head Machine		4
11	033805	Plate, Blade Guide Motor Mount Spacer		1
12	079223	Motor Assembly, DCS Blade Guide Dbkr In/Out	Replaced 053421 Motor Assembly including P09698-1 1/30 HP 62RPM 12VDC 53:1 Gear Motor with P12756 End Housing, P12569 Gear Kit, P12800 Brush Kit and 009695 Shaft Kit (LT70 Rev. B6.12/LT70Super Rev. A4.11).	1
	061232	Gear Kit, Motor Replacement		1
	061234	Brush Kit, Gear Motor Replacement		1
	061233	Shaft Kit, Gear Motor Replacement		1

REF	PART #	DESCRIPTION	COMMENTS	QTY.
13	036664	Sprocket Assembly, 25B14 x .3130	Sprocket modified 6/11 with threaded holes to accept included set screws (replace 1/8" x 3/4" roll pin F05012-6).	1
14	F05004-274	Screw, #10-24 x 1/4" Full Dog Point Socket Set		2
15	033913	Spacer, Blade Guide Arm V-Roller		4
	042543	Roller Assembly, Blade Guide Arm V Idle		2
16	042536	Housing, 2 1/2" V-Groove		1
17	P06030-1	Bearing, 5/8" x 1.7548" x .4724"		2
18	F04254-8	Ring, 1.575" ID Beveled 5002-156 Retaining		1
	042542	Roller Assembly, Blade Guide Arm V Drive		2
19	042541	Housing, 2 1/2" V-Groove w/Sprocket		1
20	P06030-1	Bearing, 5/8" x 1.7548" x .4724"		2
21	F04254-8	Ring, 1.575" ID Beveled 5002-156 Retaining		1
22	034289	Arm Weldment, Blade Guide		1
23	F05009-80	Bolt, 5/8-18 x 2 1/4" Hex Head Grade 5		2
24	F05010-29	Nut, 3/8-16 Hex Jam		2
25	F05009-98	Bolt, 5/8-18 x 3 1/4" Hex Head Grade 5		2
26	F05010-71	Nut, 5/8-18 Hex Nylon Lock		2
27	F05008-126	Bolt, 1/2-20 x 2" Hex Head Full Thread		2
28	F05010-16	Nut, 1/2-20 Hex Jam		2
29	F05011-17	Washer, 5/16" SAE Flat		2
30	F05010-58	Nut, 5/16-18 Hex Nylon Lock		1
31	F05008-96	Bolt, 5/16-18 x 1 1/2" Hex Head Grade 5		1
32	F05011-6	Washer, 3/4" Split Lock		1
33	F05013-1	Bolt, 3/4-16 x 2" Full Thread Hex Head		1
34	014955	Guard, Blade Guide Arm		1
35	F05010-69	Nut, 1/4-20 Hex Nylon Lock		1
36	014882	Bracket, Blade Guide Arm Guide		1
37	F05006-124	Bolt, 5/16-18 x 1" Flat Head Socket		1
38	F05010-6	Nut, 5/16-18 Hex Lock		1
39	015849	Decal, Blade Guide Arm Warning Stripe		1
40	F05005-38	Screw, 1/4-20 x 1" Hex Head		1
41	F05006-80	Bolt, 5/16-18 x 2 1/2" Hex Head Grade 5		2
42	036194	Chain, #25 x 27 3/4"		1
43	P09983	Link, #25 Master		2
44	023720	Cap, 2.5" ID x 3" Rubber		1
45	F05010-29	Nut, 3/8-16 Hex Jam		1
46	F05007-16	Bolt, 3/8-16 x 2" Hex Head Full Thread		1
	F05011-3	Washer, 3/8" SAE Flat		2

2.6 Blade Guide Arm Drive Assembly (Wide Head Only)

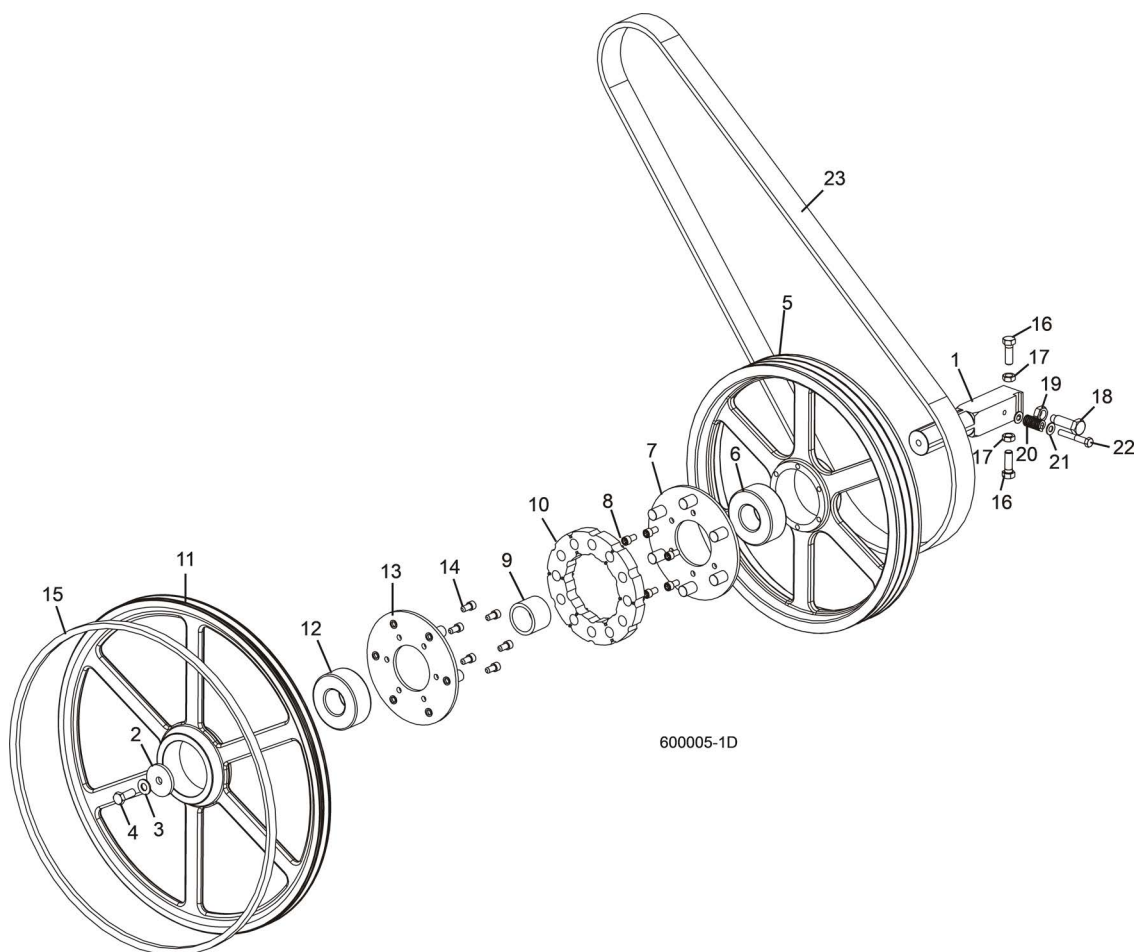


REF	PART #	DESCRIPTION	COMMENTS	QTY.
	065547	ARM ASSEMBLY, IDLE SIDE BLADE GUIDE DCS (WIDE HEAD ONLY)		1
1	034286	Plate Weldment, Blade Guide Arm		1
2	S09996	Spacer, .322" x .44" x 1 1/2"		2
3	F05011-13	Washer, 5/16" Split Lock		2
4	S09999	Roller, Blade Guide Drive		2
5	033803	Plate, Blade Guide Motor Mount		1
6	F05011-3	Washer, 3/8" SAE Flat		2
7	F05011-4	Washer, 3/8" Split Lock		2
8	F05007-7	Bolt, 3/8-16 x 1" Hex Head		4
9	F05011-20	Washer, #10 Split Lock		4
10	F05004-38	Screw, #10-32 x 3/4" Phillips Head Machine		4
11	033805	Plate, Blade Guide Motor Mount Spacer		1
12	079223	Motor Assembly, DCS Blade Guide Dbkr In/Out	Replaced 053421 Motor Assembly including P09698-1 1/30 HP 62RPM 12VDC 53:1 Gear Motor with P12756 End Housing, P12569 Gear Kit, P12800 Brush Kit and 009695 Shaft Kit (LT70 Rev. B6.12/LT70Super Rev. A4.11).	1
	061232	Gear Kit, Motor Replacement		1
	061234	Brush Kit, Gear Motor Replacement		1

REF	PART #	DESCRIPTION	COMMENTS	QTY.
	061233	Shaft Kit, Gear Motor Replacement		1
13	036664	Sprocket Assembly, 25B14 x .3130		1
14	F05004-274	Screw, #10-24 x 1/4" Full Dog Point Socket Set		2
15	033913	Spacer, Blade Guide Arm V-Roller		4
	042543	Roller Assembly, Blade Guide Arm V Idle		2
16	042536	Housing, 2 1/2" V-Groove		1
17	P06030-1	Bearing, 5/8" x 1.7548" x .4724"		2
18	F04254-8	Ring, 1.575" ID Beveled 5002-156 Retaining		1
	042542	Roller Assembly, Blade Guide Arm V Drive		2
19	042541	Housing, 2 1/2" V-Groove w/Sprocket		1
20	P06030-1	Bearing, 5/8" x 1.7548" x .4724"		2
21	F04254-8	Ring, 1.575" ID Beveled 5002-156 Retaining		1
22	006158	Arm Weldment, Blade Guide (Wide Head)		1
23	F05009-80	Bolt, 5/8-18 x 2 1/4" Hex Head Grade 5		2
24	F05010-29	Nut, 3/8-16 Hex Jam		2
25	F05009-98	Bolt, 5/8-18 x 3 1/4" Hex Head Grade 5		2
26	F05010-71	Nut, 5/8-18 Hex Nylon Lock		2
27	F05008-126	Bolt, 1/2-20 x 2" Hex Head Full Thread		2
28	F05010-16	Nut, 1/2-20 Hex Jam		2
29	F05011-17	Washer, 5/16" SAE Flat		2
30	F05010-58	Nut, 5/16-18 Hex Nylon Lock		1
31	F05008-96	Bolt, 5/16-18 x 1 1/2" Hex Head Grade 5		1
32	F05011-6	Washer, 3/4" Split Lock		1
33	F05013-1	Bolt, 3/4-16 x 2" Full Thread Hex Head		1
34	006266	Guard, Blade Guide Arm (Wide Head)		1
35	F05010-69	Nut, 1/4-20 Hex Nylon Lock		1
36	014882	Bracket, Blade Guide Arm Guide		1
37	F05006-124	Bolt, 5/16-18 x 1" Flat Head Socket		1
38	F05010-6	Nut, 5/16-18 Hex Lock		1
39	015849	Decal, Blade Guide Arm Warning Stripe		1
40	F05005-38	Screw, 1/4-20 x 1" Hex Head		1
41	F05006-80	Bolt, 5/16-18 x 2 1/2" Hex Head Grade 5		2
42	036194	Chain, #25 x 27 3/4"		1
43	P09983	Link, #25 Master		2
44	023720	Cap, 2.5" ID x 3" Rubber		1
45	F05010-29	Nut, 3/8-16 Hex Jam		1
46	F05007-16	Bolt, 3/8-16 x 2" Hex Head Full Thread		1

SECTION 3 BLADE WHEELS & TENSIONER

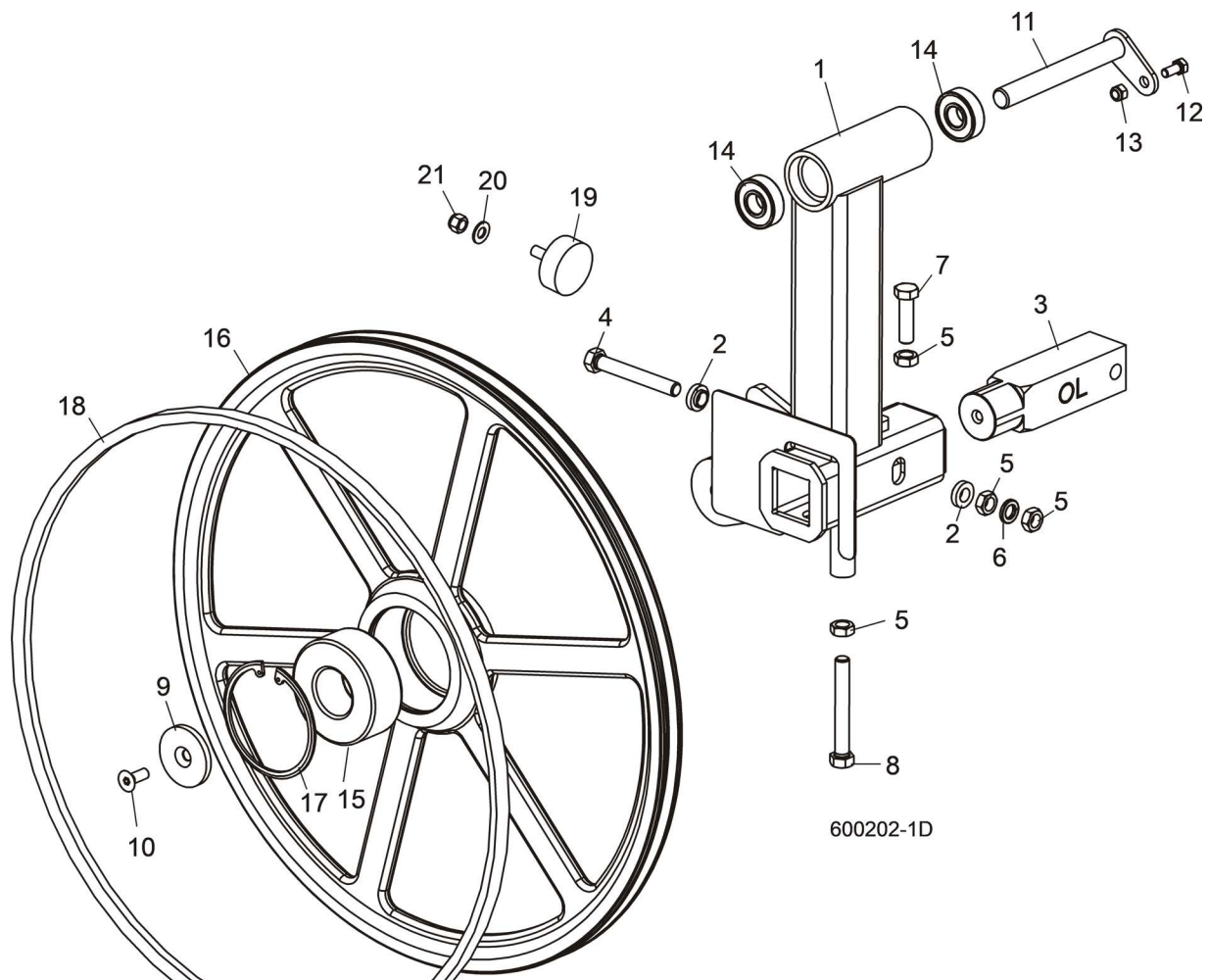
3.1 Blade Drive Assembly



REF	PART #	DESCRIPTION	COMMENTS	QTY.
	034359	WHEEL ASSEMBLY, BLADE DRIVE		1
1	033920	Shaft, Blade Drive Wheel		1
2	033909	Washer, Blade Drive Wheel		1
3	F05011-2	Washer, 1/2" SAE Flat		1
4	F05008-37	Bolt, 1/2-13 x 1 1/4" Hex Head Grade 5		1
	034426	Pulley Assembly, 19" Blade Drive		1
5	033809	Pulley, Blade Drive		1
6	016014	Bearing, 5309-2RS		1
7	034424	Plate Assembly, Coupling		1
8	F05007-154	Bolt, 3/8-24 x 3/4" Socket Head		6
9	033921	Spacer, Drive Bearing		1
10	034418	Ring, Drive Coupling		1
	017834	Wheel Assembly, 24" Blade		1
11	034872	Wheel, 24" Blade		1
12	016014	Bearing, 5309-2RS		1
13	034424	Plate Assembly, Coupling		1
14	F05007-154	Bolt, 3/8-24 x 3/4" Socket Head		6

REF	PART #	DESCRIPTION	COMMENTS	QTY.
15	017922-1	BELT, B72.5 BLADE WHEEL	017922-1 B72.5 Belt replaces 017922 supplied prior to Rev. B4.01. New belt provides longer service life.	1
16	F05008-53	BOLT, 1/2-20 X 1 1/2" HEX HEAD GRADE 5		2
17	F05010-16	NUT, 1/2-20 HEX JAM		2
18	034360	BOLT, DRIVE WHEEL RETAINING		1
19	F05010-11	NUT, 5/8-18 HEX JAM		1
20	034430	SPRING, 3/4" OD X 1 1/2" LONG DIE		1
21	F05011-3	WASHER, 3/8" SAE FLAT		2
22	F05007-125	BOLT, 3/8-16 X 2 1/2" HEX HEAD GRADE 5		1
23	(See Section 5)	BELT, DRIVE (SEE ENGINE MANUAL FOR PART #)		1

3.2 Idle Blade Wheel Assembly



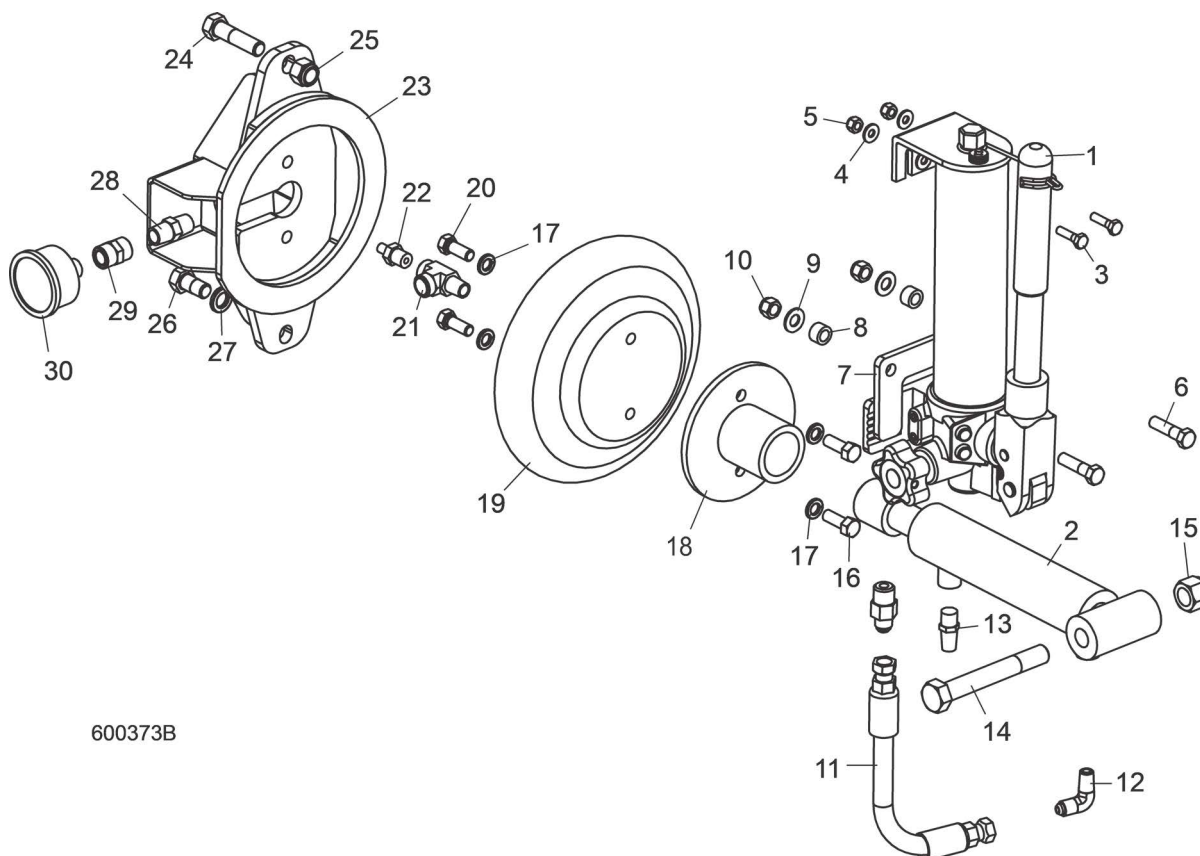
REF	PART #	DESCRIPTION	COMMENTS	QTY.
	036729	SHAFT ASSEMBLY, IDLE BLADE WHEEL (CAM TENSIONER)		1
1	048266	Tube Weldment, Idle Side Blade Wheel		1
2	S04253	Spacer, .510" x .937" x .34"		2
3	017706	Shaft, Idle Side Blade Wheel		1
4	F05008-111	Bolt, 1/2-20 x 3 3/4" Hex Head Full Thread Grade 5		1
5	F05010-16	Nut, 1/2-20 Hex Jam		4
6	F05011-9	Washer, 1/2" Split Lock		1
7	F05008-127	Bolt, 1/2-20 x 1 3/4" Hex Head Full Thread		1
8	F05008-111	Bolt, 1/2-20 x 3 3/4" Hex Head Full Thread Grade 5		1
9	016397	Washer, 3/32" ID x 2 1/4" OD x 1/4" Thick		1
10	F05007-64	Bolt, 3/8-16 x 1" Flat Socket Head		1
11	034358	Pin Weldment, Idle Wheel Pivot		1
12	F05006-102	Bolt, 5/16-18 x 3/4" Hex Head		1
13	F05010-58	Nut, 5/16-18 Hex Nylon Lock		1
14	034470	Bearing, #465966		2
	017835	WHEEL ASSEMBLY, 24" IDLE BLADE		1
15	016014	Bearing, 5309-2RS		1
16	034871	Wheel, 24" Blade		1

REF	PART #	DESCRIPTION	COMMENTS	QTY.
17	F04254-28	Ring, 100 mm Beveled Inside Retaining		1
18	017922-1	BELT, B72.5 BLADE WHEEL	017922-1 B72.5 Belt replaces 017922 supplied prior to Rev. B4.01. New belt provides longer service life.	1
19	034175	BUMPER, TABLE		1
20	F05011-3	WASHER, 3/8" FLAT SAE		1
21	F05010-10	NUT, 3/8-16 HEX NYLON LOCK		1

3.3 Hydraulic Blade Tensioner Assembly

LT70HD RemoteRev. B6.05+

LT70HD SuperRev. A4.01+



600373B

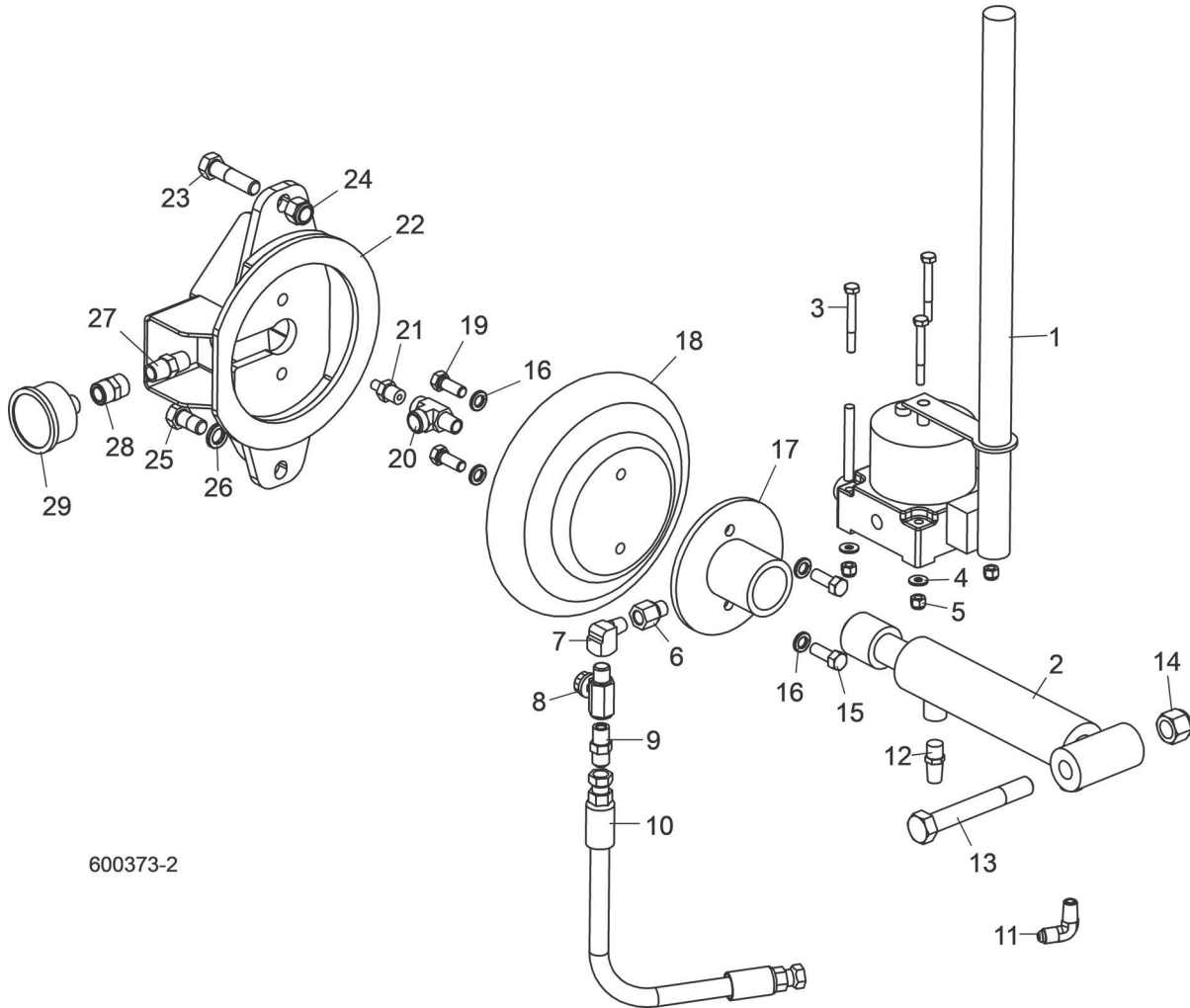
REF	PART #	DESCRIPTION	COMMENTS	QTY.
1-30	054844	TENSIONER ASSEMBLY, LT70 HYDRAULIC BLADE	Available in assemblies only.	1
1-13	074809	Tensioner Assembly, LT70 Hydraulic Hand Pump		1
1	074749	Pump, 2850 PSI 20cu in Hydraulic Hand		1
	061287	Kit, Seal Hyd Blade Tensioner LT70 P20		1
	061288	Knob, Tensioner Pressure Release LT70P20		1
	061289	Screw, Release Knob Set		1
2	065478	Cylinder, 1 1/2" x 6" In-Line Ports		1
3	F05005-101	Bolt, 1/4-20 x 1" Hex Head Grade 5		2
4	F05011-11	Washer, 1/4" SAE Flat		4
5	F05010-69	Nut, 1/4-20 Nylock		2
6	F05007-78	Bolt, 3/8-16 x 1 1/2" Hex Head Grade 5		2
7	074808	Plate, Hand Pump Brace		1
8	055323	Spacer, .39x.625x.39		2
9	F05011-3	Washer, 3/8" Flat SAE		2
10	F05010-10	Nut, 3/8-16 Hex Nyloc		2
11	079001-9	Hose, 3/8x9 Hyd w/2 St Swivel Fittings		1
12	015491	Fitting, 3/8" JIC-1/4" NPT 90L		1

REF	PART #	DESCRIPTION	COMMENTS	QTY.
13	P20904	Muffler, 1/4" NPT Air		1
14	F05009-10	Bolt, 5/8-11 x 4 1/2" Hex Head Grade 5		1
15	F05010-34	Nut, 5/8-11 Hex Nylon Lock		1
16	F05007-7	Bolt, 3/8-16 x 1" Hex Head		2
17	F05011-4	Washer, 3/8" Split Lock		4
18	055317	Tube Weldment, Tensioner		1
19	033984	Bag, Blade Tensioner Air		1
20	F05007-87	Bolt, 3/8-16 x 1" Hex Head Grade 5		2
21	P09141	Fitting, 1/4" NPT x 1/4" JIC Male Run Tee		1
22	034285	Fitting, 1/4" NPT Air Valve		1
23	034276	Plate Weldment, Air Bag Mount		1
24	F05008-76	Bolt, 1/2-13 x 2" Hex Head		1
25	F05010-8	Nut, 1/2-13 Hex Nylon Lock		1
26	F05008-50	Bolt, 1/2-13 x 1" Hex Head		1
27	F05011-9	Washer, 1/2" Split Lock		1
28	P21524	Fitting, 1/4" NPT Hex Nipple		1
29	P03420	Fitting, 1/4" NPT Coupling		1
30	034278	Gauge, Liquid-Filled Air		1

3.4 Hydraulic Blade Tensioner Assembly

LT70HD RemoteRev. B4.08 - B6.04

LT70HD SuperRev. A1.00 - A4.00



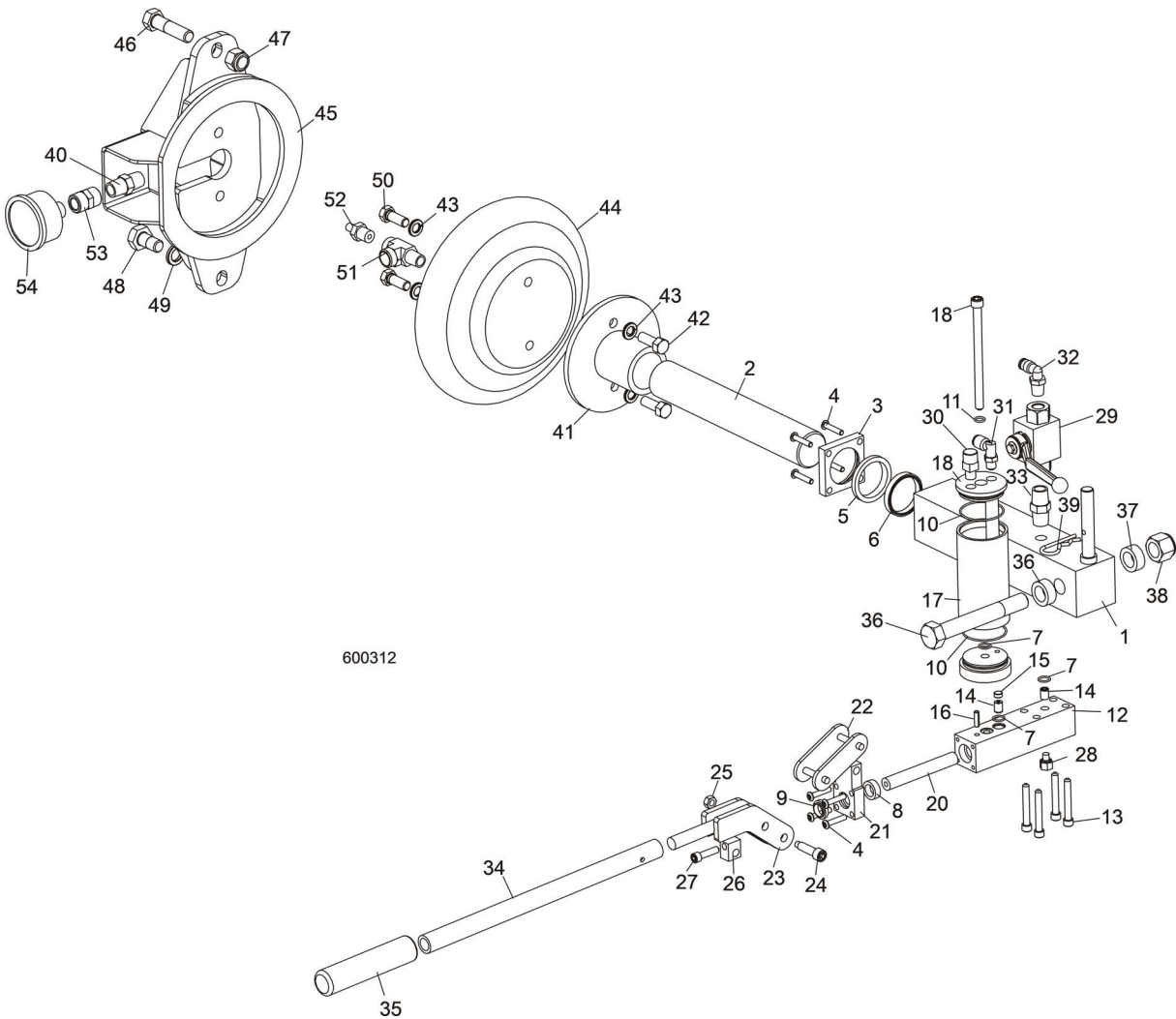
600373-2

REF	PART #	DESCRIPTION	COMMENTS	QTY.
1-29	054844	TENSIONER ASSEMBLY, LT70 HYDRAULIC BLADE	Available in assemblies only. Tensioner Assembly 054844 modified 10/15. 069580 Hydraulic Tensioner Service Block Kit no longer available. Use 074816 Blade Tensioner Retrofit Kit.	1
1-12	065681	Tensioner Assembly, 2012 LT70 Hydraulic		1
1	069580	Pump, Hydraulic Hand, 6000 PSI 3.3cc Disp		1
	061133	Seal Kit, LT70 Hydraulic Tensioner (For 069580)		1
2	065478	Cylinder, 1 1/2" x 6" In-Line Ports		1
3	F05005-72	Screw, 1/4-20 x 2 1/4" Hex Head Cap Grade 5		4
4	F05011-11	Washer, 1/4" SAE Flat		4
5	F05010-69	Nut, 1/4-20 Nylock		4

REF	PART #	DESCRIPTION	COMMENTS	QTY.
6	014686	Fitting, 6" SAE Male-1/4" NPT Female		1
7	P05383	Fitting, 1/4" 90 Deg Brass Street Elbow		1
8	P22314	Valve, Hydraulic Cut-Off		1
9	015560	Fitting, 3/8" JIC-1/4" NPT Str		1
10	065537	Hose Assembly, 3/8" x 12" Hydraulic		1
11	015491	Fitting, 3/8" JIC-1/4" NPT 90L		1
12	P20904	Muffler, 1/4" NPT Air		1
13	F05009-10	Bolt, 5/8-11 x 4 1/2" Hex Head Grade 5		1
14	F05010-34	Nut, 5/8-11 Hex Nylon Lock		1
15	F05007-7	Bolt, 3/8-16 x 1" Hex Head		2
16	F05011-4	Washer, 3/8" Split Lock		4
17	055317	Tube Weldment, Tensioner		1
18	033984	Bag, Blade Tensioner Air		1
19	F05007-87	Bolt, 3/8-16 x 1" Hex Head Grade 5		2
20	P09141	Fitting, 1/4" NPT x 1/4" JIC Male Run Tee		1
21	034285	Fitting, 1/4" NPT Air Valve		1
22	034276	Plate Weldment, Air Bag Mount		1
23	F05008-76	Bolt, 1/2-13 x 2" Hex Head		1
24	F05010-8	Nut, 1/2-13 Hex Nylon Lock		1
25	F05008-50	Bolt, 1/2-13 x 1" Hex Head		1
26	F05011-9	Washer, 1/2" Split Lock		1
27	P21524	Fitting, 1/4" NPT Hex Nipple		1
28	P03420	Fitting, 1/4" NPT Coupling		1
29	034278	Gauge, Liquid-Filled Air		1

3.5 Hydraulic Blade Tensioner Assembly

LT70HD RemoteRev. B4.00 -B4.07



REF	PART #	DESCRIPTION	COMMENTS	QTY.
1-54	054844	TENSIONER ASSEMBLY, LT70 HYDRAULIC BLADE	Available in assemblies only. Tensioner Assembly 054844 modified 10/15. 006529 Hydraulic Tensioner Service Block Kit no longer available. Use 074819 Blade Tensioner Retrofit Kit.	1
1-33	006529	Block Kit, Hydraulic Tensioner Service	Tensioner Assembly 054844 modified 10/15. 006529 Hydraulic Tensioner Service Block Kit no longer available. Use 074819 Blade Tensioner Retrofit Kit.	1
1-28	055315	Block Assembly, Hydraulic Blade Tensioner	Available in assemblies only.	1
1	056809	Block Weldment, Tensioner Cylinder		1
2	054848	Rod, Tensioner Push		1
3	054846	Block, Tensioner Push Rod Wiper		1

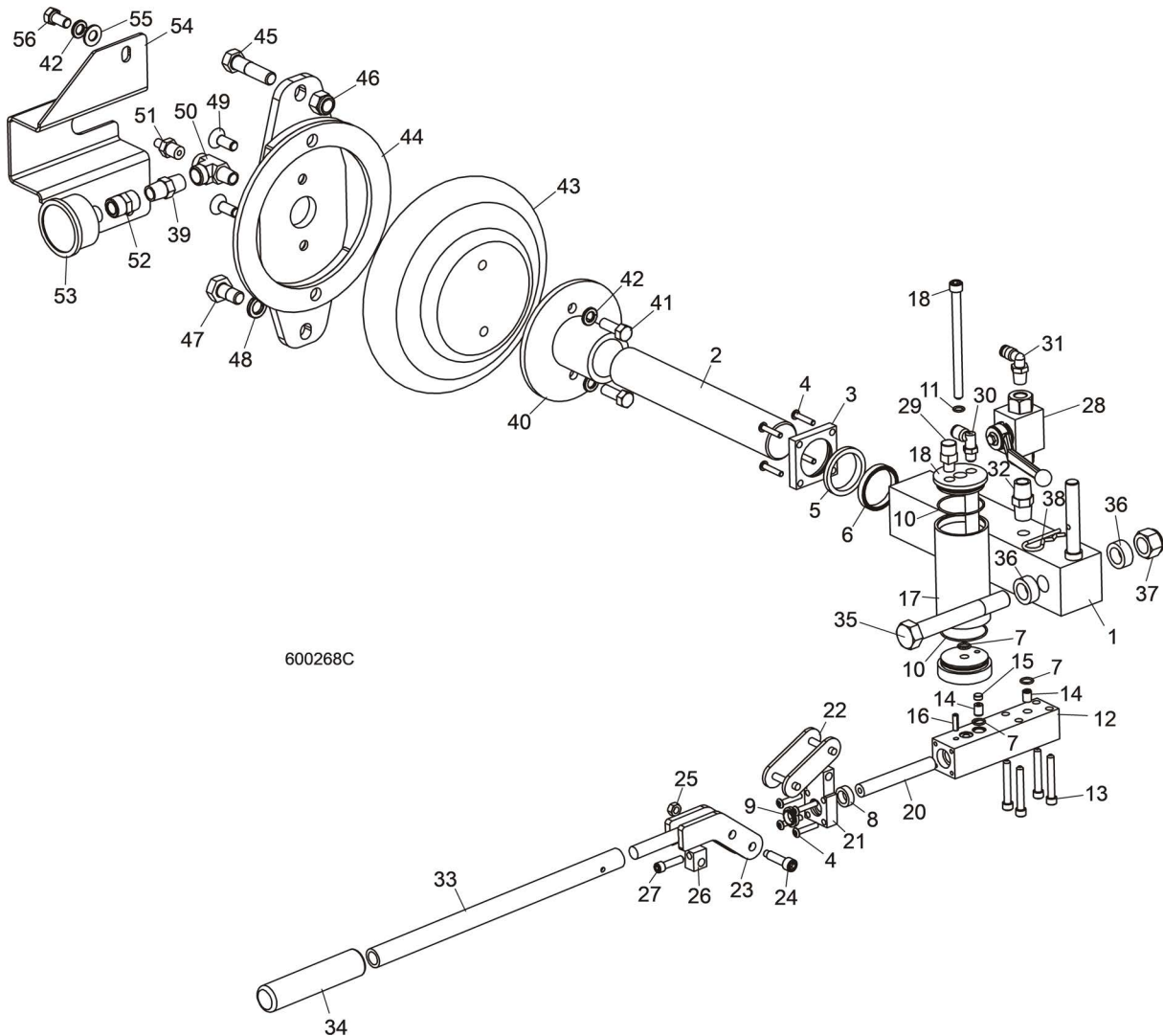
REF	PART #	DESCRIPTION	COMMENTS	QTY.
4	F05004-43	Screw, #10-24 x 1" Socket Button Head		8
5-11	006528	Seal Kit, Hydraulic Tensioner Service		1
5	056884	Wiper, 1 1/2" Rod	Available in assemblies only.	1
6	056887	Seal, 1 1/2" Loaded Lip	Available in assemblies only.	1
7	056888	O-Ring, 1/16" x 3/8" ID x 1/2" OD	Available in assemblies only.	3
8	056886	Seal, 1/2" Loaded Lip	Available in assemblies only.	1
9	056885	Wiper, 1/2" Rod	Available in assemblies only.	1
10	056889	O-Ring, 1/16" x 1 5/8" ID x 1 3/4" OD	Available in assemblies only.	2
11	033477	O-Ring, 5/16" ID x 7/16" OD #011	Available in assemblies only.	1
	006825-1601	Inst. Sheet, LT70 Hydraulic Blade Tensioner Seal Replacement		1
12	054845	Block, Tensioner Piston		1
13	F05005-156	Screw, 1/4-20 x 1 3/4" Socket Head		4
14	056883	Valve, 8mm Check		2
15	006274	Screen, Hydraulic Cartridge		1
16	F05012-22	Pin, 3/16" x 5/8" Roll		1
17	054837	Tube, Hydraulic Fluid Tank		1
18	006366	Cap Weldment, Hydraulic Reservoir		1
19	F05006-135	Screw, 5/16-18 x 4 1/2" Socket Head		1
20	054842	Rod, Tensioner Piston		1
21	054843	Block, Tensioner Pivot Link		1
22	016796	Link, C2080H Master		1
23	055316	Link Weldment, Tensioner Pivot		1
24	F05006-41	Screw, 5/16" x 1" (1/4-20 Thread) Socket Head Shoulder		1
25	F05010-21	Nut, 1/4-20 Hex Lock		1
26	054840	Block, Piston Link		1
27	F05005-89	Screw, 1/4-20 x 1" Socket Head		1
28	P10065	Plug, 5/16-24 x 5/8" O-Ring		1
29	056806	Valve, 7250 PSI Hydraulic		1
30	056890	Fitting, 1/8" NPT Protected Vent		1
31	P21519	Fitting, 1/4" NPT x 1/4" Tube 90° Elbow		1
32	P09736	Fitting, 1/8" MPT x 1/4" Tube Swivel Elbow		1
33	P21524	Fitting, 1/4" NPT Hex Nipple		1
34	055318	Tube, Tensioner Handle		1
35	049031	Grip, 3/4" ID x 4 1/2" Handle		1
36	F05009-10	Bolt, 5/8-11 x 4 1/2" Hex Head Grade 5		1
37	056900	Spacer, 5/8" ID x 1" OD x 13/32"		2
38	F05010-34	Nut, 5/8-11 Hex Nylon Lock		1
39	P05059	Pin, 1/8" x 1 13/16" Safety		1
40	P21524	Fitting, 1/4" NPT Hex Nipple		1
41	055317	Tube Weldment, Tensioner		1
42	F05007-7	Bolt, 3/8-16 x 1" Hex Head		2
43	F05011-4	Washer, 3/8" Split Lock		4

3 **Blade Wheels & Tensioner**
Hydraulic Blade Tensioner Assembly

REF	PART #	DESCRIPTION	COMMENTS	QTY.
44	033984	Bag, Blade Tensioner Air		1
45	034276	Plate Weldment, Air Bag Mount		1
46	F05008-76	Bolt, 1/2-13 x 2" Hex Head		1
47	F05010-8	Nut, 1/2-13 Hex Nylon Lock		1
48	F05008-50	Bolt, 1/2-13 x 1" Hex Head		1
49	F05011-9	Washer, 1/2" Split Lock		1
50	F05007-87	Bolt, 3/8-16 x 1" Hex Head Grade 5		2
51	P09141	Fitting, 1/4" NPT x 1/4" JIC Male Run Tee		1
52	034285	Fitting, 1/4" NPT Air Valve		1
53	P03420	Fitting, 1/4" NPT Coupling		1
54	034278	Gauge, Liquid-Filled Air		1

3.6 Hydraulic Blade Tensioner Assembly

LT70HD RemoteRev. B3.02



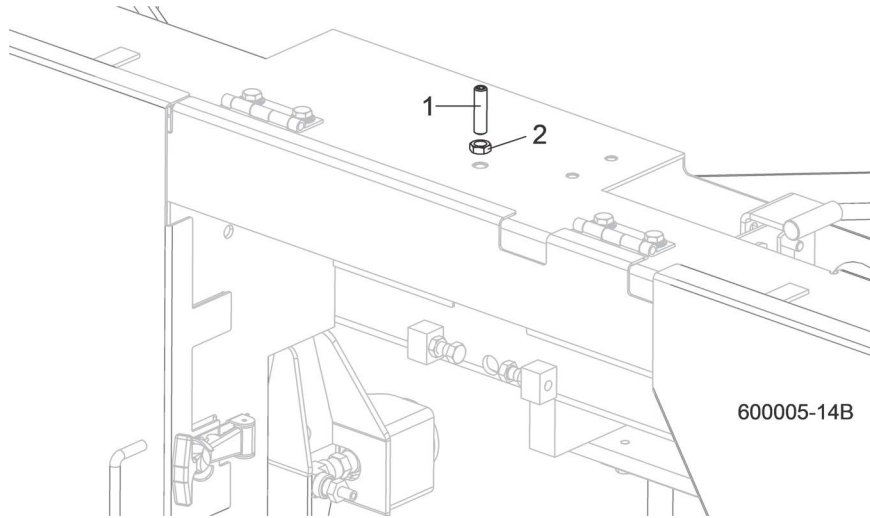
REF	PART #	DESCRIPTION	COMMENTS	QTY.
1-56	054844	TENSIONER ASSEMBLY, LT70 HYDRAULIC BLADE	Available in assemblies only. Tensioner Assembly 054844 modified 10/15. 006529 Hydraulic Tensioner Service Block Kit no longer available. Use 074819 Blade Tensioner Retrofit Kit.	1
1-32	006529	Block Kit, Hydraulic Tensioner Service	Use 074819 Blade Tensioner Retrofit Kit.	1
1-27	055315	Block Assembly, Hydraulic Blade Tensioner	Available in assemblies only. Use 074819 Blade Tensioner Retrofit Kit.	1
1	056809	Block Weldment, Tensioner Cylinder		1
2	054848	Rod, Tensioner Push		1
3	054846	Block, Tensioner Push Rod Wiper		1
4	F05004-43	Screw, #10-24 x 1" Socket Button Head		8

REF	PART #	DESCRIPTION	COMMENTS	QTY.
5-11	006528	Seal Kit, Hydraulic Tensioner Service		1
5	056884	Wiper, 1 1/2" Rod	Available in assemblies only.	1
6	056887	Seal, 1 1/2" Loaded Lip	Available in assemblies only.	1
7	056888	O-Ring, 1/16" x 3/8" ID x 1/2" OD	Available in assemblies only.	3
8	056886	Seal, 1/2" Loaded Lip	Available in assemblies only.	1
9	056885	Wiper, 1/2" Rod	Available in assemblies only.	1
10	056889	O-Ring, 1/16" x 1 5/8" ID x 1 3/4" OD	Available in assemblies only.	2
11	033477	O-Ring, 5/16" ID x 7/16" OD #011	Available in assemblies only.	1
	006825-1601	Inst. Sheet, LT70 Hydraulic Blade Tensioner Seal Replacement		1
12	054845	Block, Tensioner Piston	Use 074819 Blade Tensioner Retrofit Kit.	1
13	F05005-156	Screw, 1/4-20 x 1 3/4" Socket Head		4
14	056883	Valve, 8mm Check		2
15	006274	Screen, Hydraulic Cartridge		1
16	F05012-22	Pin, 3/16" x 5/8" Roll		1
17	054837	Tube, Hydraulic Fluid Tank		1
18	006366	Cap Weldment, Hydraulic Reservoir		1
19	F05006-135	Screw, 5/16-18 x 4 1/2" Socket Head		1
20	054842	Rod, Tensioner Piston		1
21	054843	Block, Tensioner Pivot Link		1
22	016796	Link, C2080H Master		1
23	055316	Link Weldment, Tensioner Pivot		1
24	F05006-41	Screw, 5/16" x 1" (1/4-20 Thread) Socket Head Shoulder		1
25	F05010-21	Nut, 1/4-20 Hex Lock		1
26	054840	Block, Piston Link		1
27	F05005-89	Screw, 1/4-20 x 1" Socket Head		1
28	056806	Valve, 7250 PSI Hydraulic		1
29	056890	Fitting, 1/8" NPT Protected Vent		1
30	P21519	Fitting, 1/4" NPT x 1/4" Tube 90° Elbow		1
31	P09736	Fitting, 1/8" MPT x 1/4" Tube Swivel Elbow		1
32	P21524	Fitting, 1/4" NPT Hex Nipple		1
33	055318	Tube, Tensioner Handle		1
34	049031	Grip, 3/4" ID x 4 1/2" Handle		1
35	F05009-10	Bolt, 5/8-11 x 4 1/2" Hex Head Grade 5		1
36	056900	Spacer, 5/8" ID x 1" OD x 13/32"		2
37	F05010-34	Nut, 5/8-11 Hex Nylon Lock		1
38	P05059	Pin, 1/8" x 1 13/16" Safety		1
39	P21524	Fitting, 1/4" NPT Hex Nipple		1
40	055317	Tube Weldment, Tensioner		1
41	F05007-7	Bolt, 3/8-16 x 1" Hex Head		2
42	F05011-4	Washer, 3/8" Split Lock		4
43	033984	Bag, Blade Tensioner Air		1

REF	PART #	DESCRIPTION	COMMENTS	QTY.
44	034276	Plate Weldment, Air Bag Mount	Use 074819 Blade Tensioner Retrofit Kit.	1
45	F05008-76	Bolt, 1/2-13 x 2" Hex Head		1
46	F05010-8	Nut, 1/2-13 Hex Nylon Lock		1
47	F05008-50	Bolt, 1/2-13 x 1" Hex Head		1
48	F05011-9	Washer, 1/2" Split Lock		1
49	F05007-64	Screw, 3/8-16 x 1" Flat Socket Head		2
50	P09141	Fitting, 1/4" NPT x 1/4" JIC Male Run Tee		1
51	034285	Fitting, 1/4" NPT Air Valve		1
52	P03420	Fitting, 1/4" NPT Coupling		1
53	034278	Gauge, Liquid-Filled Air		1
54	034245	Guard, Air Gauge	Use 074819 Blade Tensioner Retrofit Kit.	1
55	F05011-3	Washer, 3/8" SAE Flat		2
56	F05007-27	Bolt, 3/8-16 x 3/4" Hex Head		2

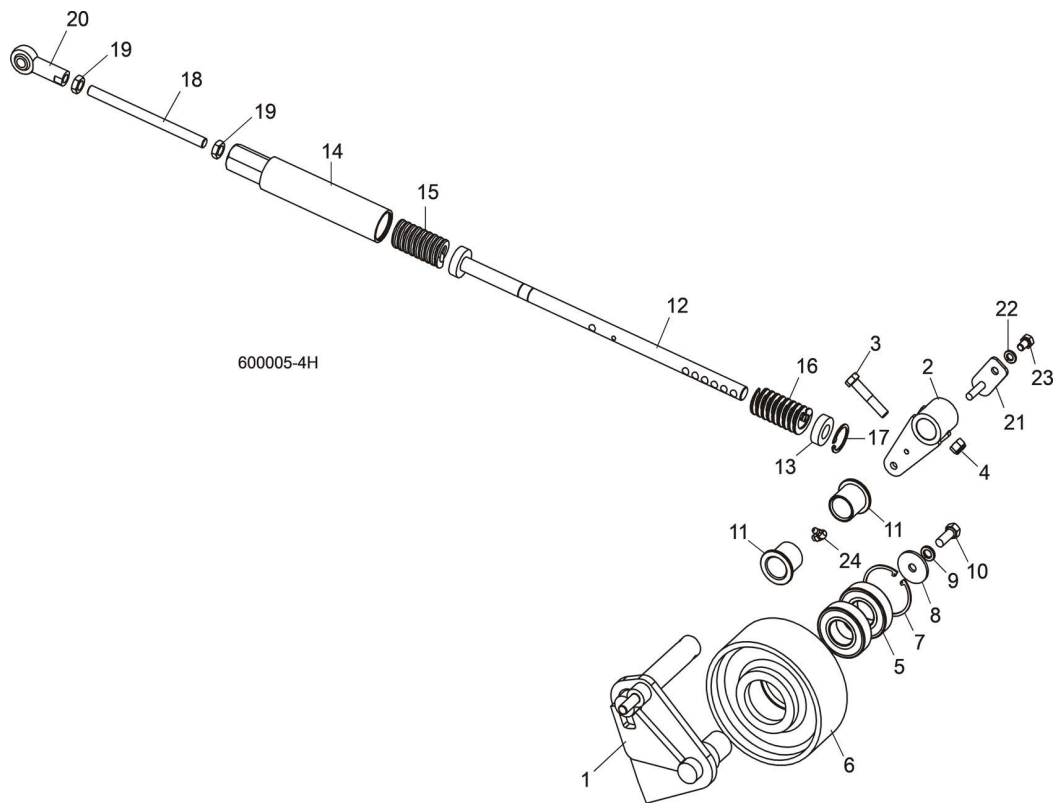
SECTION 4 SAW HEAD FRAME

4.1 Middle Throat Screw



REF	PART #	DESCRIPTION	COMMENTS	QTY.
1	F05007-190	SCREW, 3/8-16 X 1 1/2" OVAL POINT SOCKET SET		1
2	F05010-29	NUT, 3/8-16 HEX JAM		1

4.2 Belt Tensioner

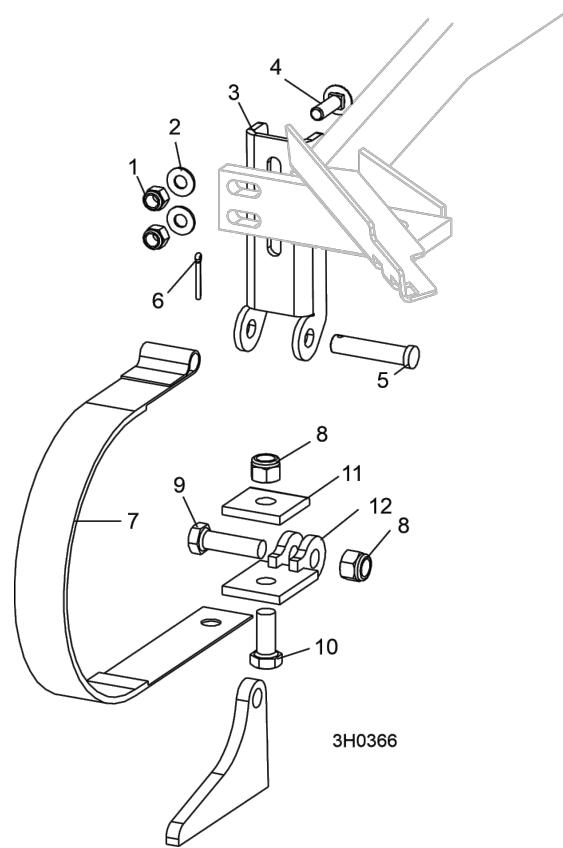


REF	PART #	DESCRIPTION	COMMENTS	QTY.
	034894	TENSIONER ASSEMBLY, DRIVE BELT		1
	038934	Pivot Kit, Drive Belt Tensioner Retrofit		1
1	034893	Arm Weldment, Drive Belt Tensioner		1
2	034593	Pivot Weldment, Drive Belt Tensioner		1
	038934-1265	Instruction Sheet, Tensioner Pivot Retrofit		1
3	F05007-124	Bolt, 3/8-16 x 2" Hex Head Grade 5		1
4	F05010-10	Nut, 3/8-16 Hex Nylon Lock		1
5	P11035	Bearing, 6206 25" Idler		2
6	033941	Idler, Drive Belt		1
7	F04254-12	Ring, 62mm Inside Retaining		1
8	F05011-104	Washer, 3/8" x 1 1/2" x 1/8"		1
9	F05011-4	Washer, 3/8" Split Lock		1
10	F05007-7	Bolt, 3/8-16 x 1" Hex Head		1
11	P109	Bushing, 1" ID x 1 1/4" OD Flanged		2
	003193	Rod Kit, Drive Belt Tensioner		1
12	017923	Rod Weldment, Drive Belt Tensioner		1
13	034674	Washer, Tensioner		1
14	034689	Tube Weldment, Drive Belt Tensioner		1
	036501	Spring Kit, Belt Tensioner Retrofit		1
15	036136	Spring, 1 1/4" OD x 2 1/2" Die, Heavy		1
16	065242	Spring, 1 1/4" OD x 2 1/2" Die, Medium (Blue)	Added Rev. B4.04 to replace 1 1/4" OD x 2 1/2" Die Heavy Spring (036136).	1

4 Saw Head
Belt Tensioner

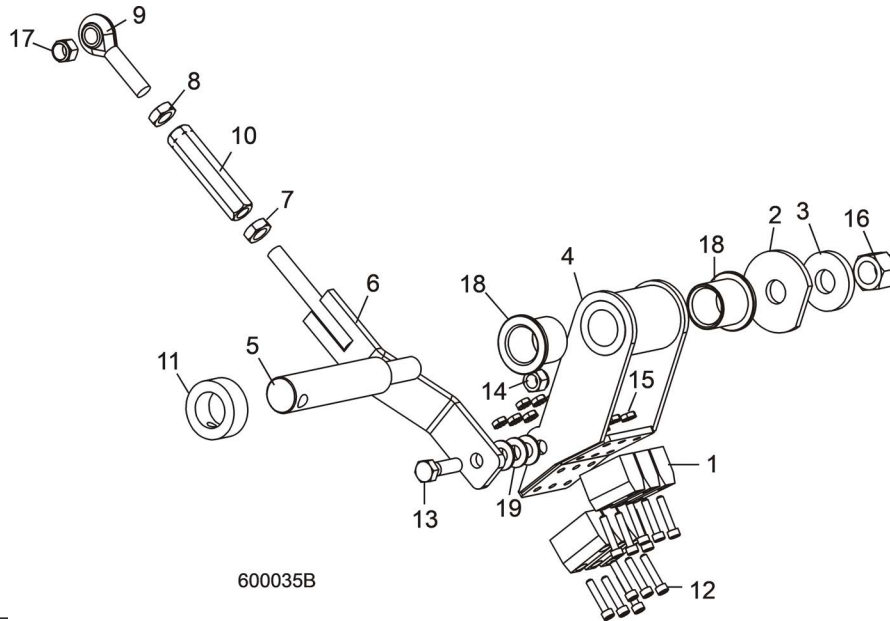
REF	PART #	DESCRIPTION	COMMENTS	QTY.
	036501-1148	Instruction Sheet, Belt Tensioner Spring Retro		1
17	F04254-44	Ring, 1 15/16" Inside Retaining		1
18	017924	Rod, 7/16-20 x 6" Threaded		1
19	F05010-38	Nut, 7/16-20 Hex Jam		2
20	017925	Rod End, 7/16-20 Right Hand Female		1
21	034673	Pin Weldment, Drive Belt Tensioner		1
22	F05011-13	Washer, 5/16" Split Lock		1
23	F05006-15	Bolt, 5/16-18 x 1/2" Hex Head Grade 5		1
24	P04108	FITTING, 1/4-28 90 DEG. GREASE		1

4.3 Brake Assembly



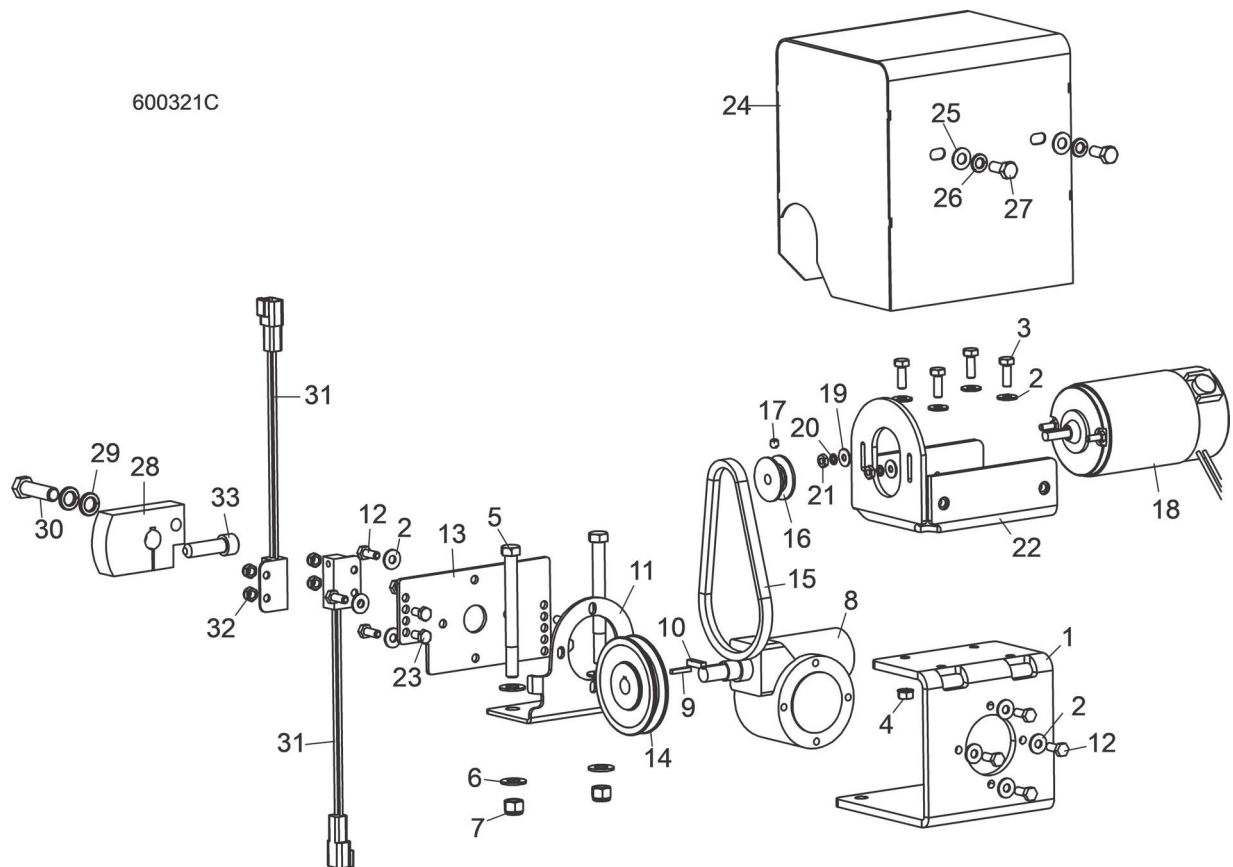
REF	PART #	DESCRIPTION	COMMENTS	QTY.
	014441	Strap Retrofit, Super Brake	Service Kit	1
1	F05010-10	Nut, 3/8-16 Nylon Lock		2
2	F05011-3	Washer, 3/8" SAE Flat		2
3	014395	Bracket, Upper Super Brake Strap Mount		1
4	F05007-127	Bolt, 3/8-16 x 1 1/4" Carriage Head Grade 5		2
5	F05012-81	Pin, 1/2" x 2 1/4" Clevis		1
6	F05012-1	Pin, 1/8" x 1" Cotter		1
7	014391	Strap, Upper Pivot Metal Brake		1
8	F05010-8	Nut, 1/2-13 Nylon Lock		2
9	F05008-33	Bolt, 1/2-13x1 1/2 HH Gr5		1
10	F05008-37	Bolt, 1/2-13 x 1 1/4" Hex Head Grade 5		1
11	S04195	Plate, Brake Strap Clamp		1
12	014392	Bracket, Lower Super Brake Strap Mount		1

4.4 Brake Assembly (DC Only)



REF	PART #	DESCRIPTION	COMMENTS	QTY.
	034886	BRAKE ASSEMBLY, LT60/70		1
1	016488	Block, Blade Wheel Brake		6
2	017838	Washer, 21/32" x 2 1/4" x 3/16"		1
3	034685	Washer, 21/32" x 1 5/8" x 1/4"		1
4	034883	Arm Weldment, Pivot Brake		1
5	034885	Shaft, Pivot Brake		1
	034892	Linkage Assembly, Pivot Brake		1
6	034891	Arm Weldment, Pivot Brake Lik		1
7	F05010-38	Nut, 7/16-20 Jam		1
8	F05010-87	Nut, 7/16-20 Left Hand Jam		1
9	P11578	Rod End, 7/16-20 Left Hand Male		1
10	S11577	Turnbuckle, 3" Adjustment		1
11	038090	Collar, 1" Lock		1
12	F05004-2	Bolt, #10-24 x 1" Socket Head		12
13	F05007-123	Bolt, 3/8-16 x 1 1/4" Hex Head Grade 5		1
14	F05010-10	Nut, 3/8-16 Hex Nylon Lock		1
15	F05010-14	Nut, #10-24 Self-Locking Hex		12
16	F05010-71	Nut, 5/8-18 Hex Nylon Lock		1
17	F05010-83	Nut, 7/16-20 Hex Nylon Lock		1
18	P109	Bushing, 1" ID x 1 1/4" OD Flanged		2
19	F05011-3	Washer, 3/8" SAE Flat		3

4.5 Autoclutch Assembly (DC Only)

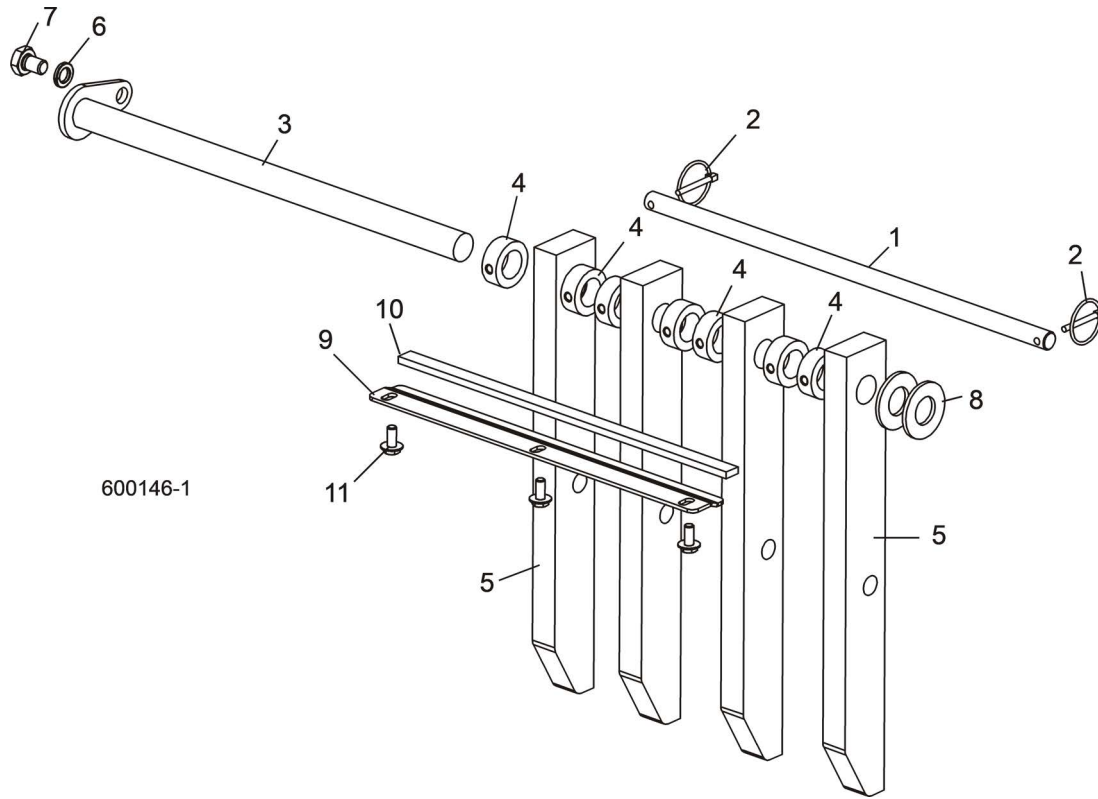


REF	PART #	DESCRIPTION	COMMENTS	QTY.
	025896	AUTOCLUTCH ASSEMBLY, LT70 DCS		1
1	008949	Bracket, Autoclutch Front Mount		1
2	F05011-11	Washer, 1/4" SAE Flat		12
3	F05005-123	Bolt, 1/4-20 x 3/4" Hex Head Grade 5		4
4	F05010-9	Nut, 1/4-20 Self-Locking Hex		4
5	F05007-4	Bolt, 3/8-16 x 4" Hex Head		2
6	F05011-3	Washer, 3/8" SAE Flat		4
7	F05010-10	Nut, 3/8-16 Hex Nylon Lock		2
8	036764	Gearbox, 61:1 512 Reducer		1
9	036803	Key, 1/8" Sq. x 3/4" Long		1
10	S03060	Key, 3/16" Sq. x 3/4" Long		1
11	008952	Bracket, Autoclutch Rear Mount		1
12	F05004-219	Bolt, M6 x 1 x 16mm Hex Head		8
13	013982	Plate, Prox Mount LT70		1
14	015075	Pulley, OK30 x 1/2" Special		1
15	015076	Belt, 3L150		1
16	015074	Pulley, 1.42" x .32" Motor		1
17	F05005-105	Screw, 1/4-28 x 1/4" Socket Head Cup Point Set		1
18	053428	Motor Assembly, DCS Autoclutch Replacement		1
	034002	Brush Kit, Leeson Motor External		1
19	F05011-18	Washer, #10 SAE Flat		2

4 Saw Head
Autoclutch Assembly (DC Only)

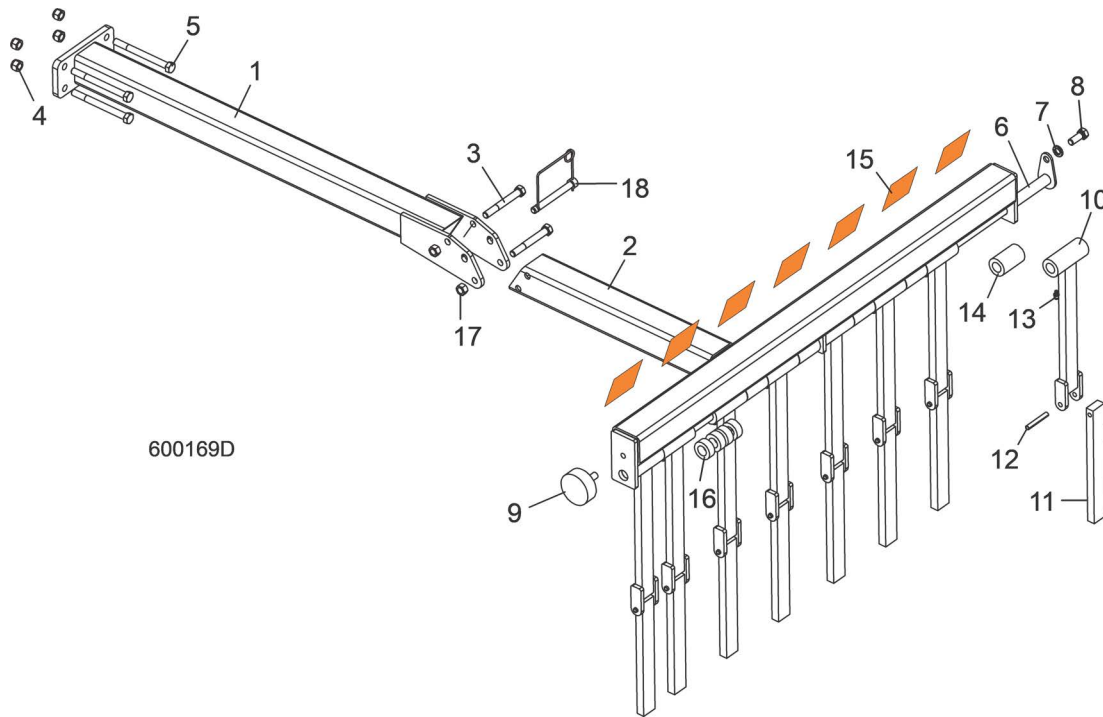
REF	PART #	DESCRIPTION	COMMENTS	QTY.
20	F05011-20	Washer, #10 Split Lock		2
21	F05010-27	Nut, #10-32 Hex		2
22	034670	Bracket Weldment, Autoclutch Motor Mount		1
23	F05005-99	Bolt, M6 x 12 Hex Head Full Thread Grade 8-8		4
24	034667	Guard Weldment, Autoclutch		1
25	F05011-17	Washer, 5/16" SAE Flat		2
26	F05011-13	Washer, 5/16" Split Lock		2
27	F05006-5	Bolt, 5/16-18 x 3/4" Hex Head		2
28	034675	Cam, Autoclutch		1
29	F05011-48	Washer, 7/16" Split Lock		2
30	F05007-156	Bolt, 7/16-20 x 1 1/2" Hex Head Grade 5		1
31	053430	Sensor Assembly, DCS Proximity Magnetic		2
32	F05010-200	Nut, M6-1.0 Hex Nylon Lock		4
33	F05007-55	Bolt, 7/16-20 x 1 1/2" Socket Head		1

4.6 Board Return Assembly



REF	PART #	DESCRIPTION	COMMENTS	QTY.
1	034565	PIN, BOARD RETURN LOCK		1
2	017604	PIN, 3/16" W/CHAIN		2
3	034567	PIN WELDMENT, BOARD RETURN MOUNT		1
4	038090	COLLAR, 1" LOCK		7
5	034561	ARM, BOARD RETURN W/STOP		4
6	F05011-9	WASHER, 1/2" SPLIT LOCK		1
7	F05008-101	BOLT, 1/2-13 X 3/4" HEX HEAD GRADE 5		1
8	F05011-28	WASHER, 1" SAE		2
9	017856	BRACKET, BOARD RETURN BUMPER		1
10	017857	BUMPER, BOARD RETURN		1
11	F05006-101	BOLT, 5/16-18 X 3/4" HEX WASHER HEAD		3

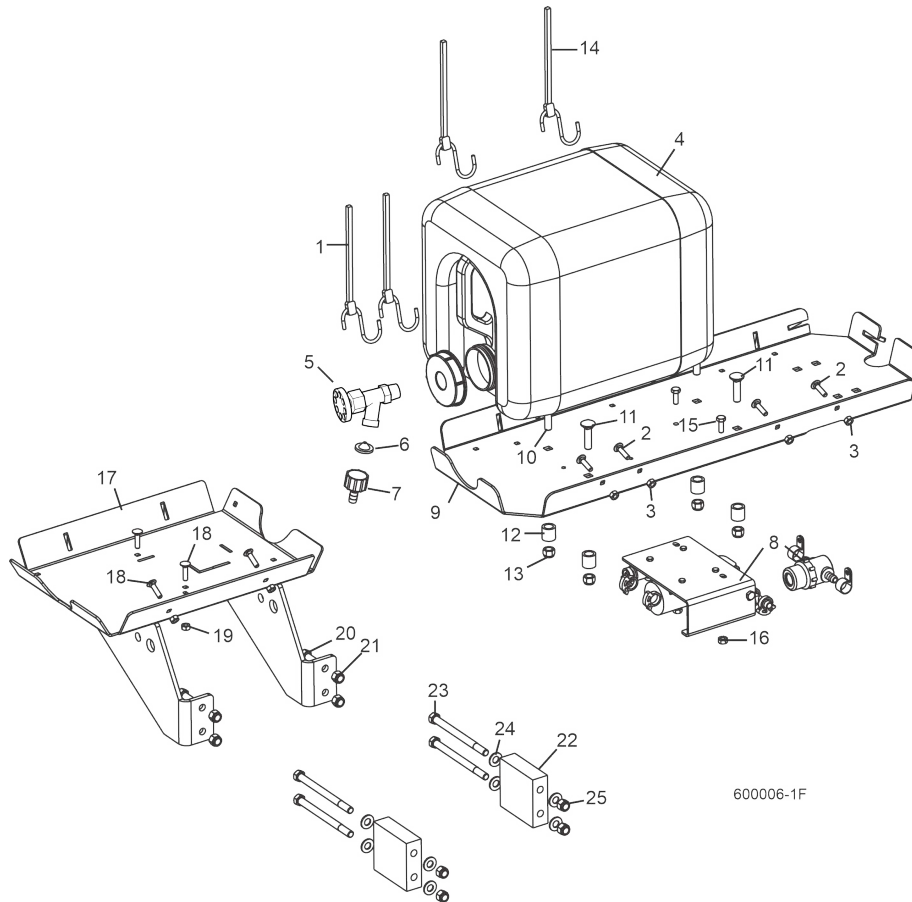
4.7 Board Dragback



600169D

REF	PART #	DESCRIPTION	COMMENTS	QTY.
	034413	DRAGBACK ASSEMBLY, BOARD		1
1	034411	Tube Weldment, Board Dragback Mount		1
2	034331	Tube Weldment, Board Dragback		1
3	F05007-73	Bolt, 3/8-16 x 3" Hex Head Grade 5		2
4	F05010-10	Nut, 3/8-16 Hex Nylon Lock		4
5	F05007-126	Bolt, 3/8-16 x 4" Hex Head Grade 5		4
6	034408	Rod Weldment, Board Dragback		1
7	F05011-4	Washer, 3/8" Split Lock		1
8	F05007-87	Bolt, 3/8-16 x 1" Hex Head Grade 5		1
9	034175	Bumper, Table		1
10	017823	Bracket Weldment, Dragback Bar Mount		8
11	036651	Bar, Lower Board Dragback		8
12	F05012-53	Pin, 1/4" x 1 3/4" Roll		8
13	P05060	Fitting, 1/4-28 Grease		8
14	017820	Tube, .63" ID x 1.12" OD x 1.84" Long Spacer		5
15	015849	Decal, Warning Stripe		1
16	003687	Tube, .63" ID x 1.12" OD x .46" Long Spacer		4
17	F05010-25	Nut, 3/8-16 Swaged Lock		2
18	038472	Pin Assembly, 3/8x3 Wire Lock		1

4.8 Water Lube Assembly

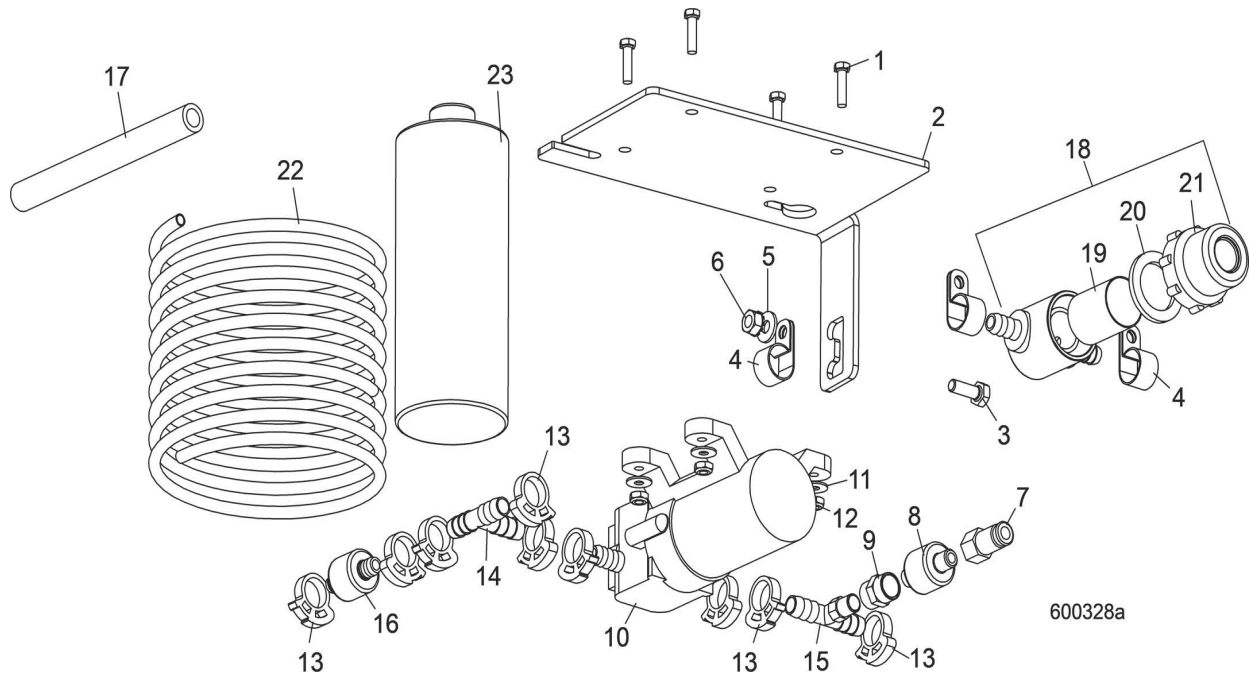


REF	PART #	DESCRIPTION	COMMENTS	QTY.
1	P11668	STRAP, 20" RUBBER		2
2	F05005-34	BOLT, 1/4-20 X 1" CARRIAGE HEAD		4
3	F05010-21	NUT, 1/4-20 HEX LOCK		4
4	014642	BOTTLE ASSY, WATER LUBE W/CAP		1
	014636	FITTING, 3/4FPT X 3/4MPT	Removed after 9/19/2024 per ECN 38718.	1
5	133320	VALVE, 3/4 NPT ELBOW 3/4 MALE GHT OUTLET	Replaced 014100 after 9/19/2024 per ECN 38718.	1
	014100	FITTING, WATER LUBE SHUTOFF VALVE		1
6	016086	FILTER, WATER LUBE		1
7	014113	FITTING, 5/8" NPT TO 3/8" HOSE BARB		1
8		LUBEMIZER PARTS/HOSES ((See Section 4.9))		
9	S11684	TRAY, WATER LUBE/FUEL TANK MOUNT (GAS/DIESEL ONLY)	See Engine Option manual for fuel tank parts.	1
10	F05007-22	BOLT, 3/8-16 X 2" CARRIAGE HEAD FULL THREAD		1
11	F05007-85	BOLT, 3/8-16 X 1 1/2" CARRIAGE HEAD GRADE 5		3
12	033911	SPACER, TANK TRAY		4
13	F05010-10	NUT, 3/8-16 HEX NYLON LOCK		4
14	P11258	STRAP, 24" RUBBER (GAS/DIESEL ONLY)		2
15	F05005-1	BOLT, 1/4-20 X 3/4" HEX HEAD FULL THREAD		2

4 Saw Head
Water Lube Assembly

REF	PART #	DESCRIPTION	COMMENTS	QTY.
16	F05010-9	NUT, 1/4-20 HEX SELF-LOCKING		2
17	034491	TRAY WELDMENT, WATER LUBE MOUNT (E25/E30 ONLY)		1
18	F05005-34	BOLT, 1/4-20 X 1" CARRIAGE HEAD		4
19	F05010-21	NUT, 1/4-20 HEX LOCK		4
20	F05007-7	BOLT, 3/8-16 X 1" HEX HEAD		4
21	F05010-10	NUT, 3/8-16 HEX NYLON LOCK		4
22	007660	TUBE, E30 WATERLUBE SPACER (E30 ONLY)		2
23	F05007-5	BOLT, 3/8-16 X 5" HEX HEAD		4
24	F05011-3	WASHER, 3/8" SAE FLAT		8
25	F05010-10	NUT, 3/8-16 HEX NYLON LOCK		4

4.9 LubeMizer Assembly



600328a

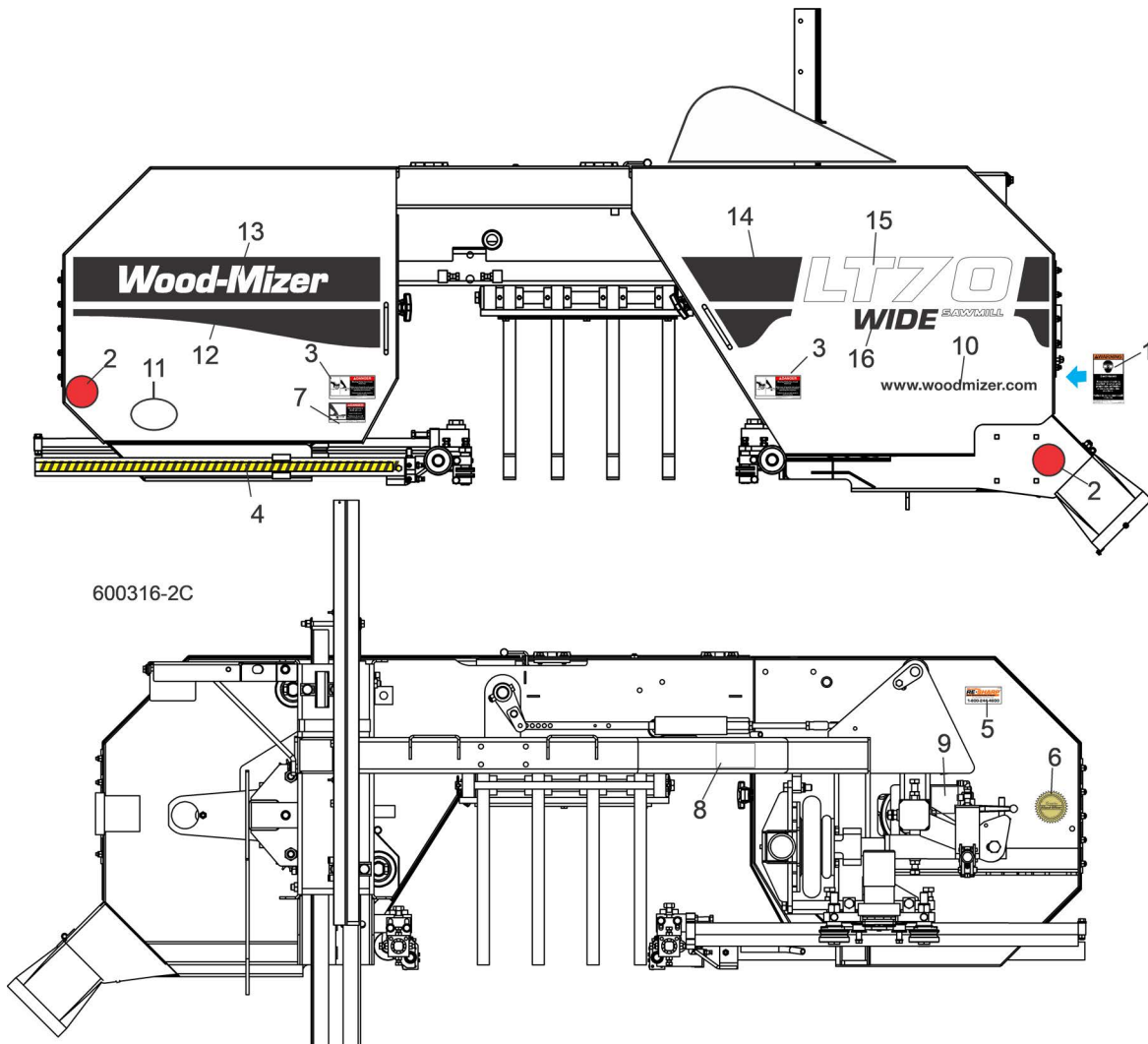
REF	PART #	DESCRIPTION	COMMENTS	QTY.
	025913	PUMP/FILTER ASSEMBLY, LUBEMIZER DCS		1
1	F05004-167	Bolt, #10-24 x 3/4" Unslotted Hex Head		4
2	130780	Plate, Pump Mounting	ECN: 37797	1
3	F05005-1	Bolt, 1/4-20 x 3/4" Hex Head Full Thread		1
4	010748	Clamp, 1/2" EMT Coated		3
5	F05011-11	Washer, 1/4" SAE Flat		1
6	F05010-9	Nut, 1/4-20 Self Locking		1
7	033450	Fitting, 1/4" Tube x 1/8" NPT Male Air		1
8	033449	Valve, 1/8" NPT 3PSI Check		1
9	P05748	Fitting, 1/8" FPT Coupling		1
10	053431	Pump Assembly, LubeMizer (DCS)		1
	074750	Fitting, Pump 12VDC Feed		1
11	F05011-18	Washer, #10 SAE Flat		4
12	F05010-160	Nut, #10-24 Hex Self Locking		4
13	016845	Clamp, Single Snap Grip #38		9
14	033451	Fitting, 3/8" Barb Tee Connector		1
15	033452	Fitting, 3/8" x 1/8" NPT Male Branch Tee		1
16	033448	Valve, 3/8" Barb 6 PSI Check		1
17	R01885-1	Tubing 3/8" ID Flex Braided PVC		1.83 Ft.
	R01885-1	Tubing 3/8" ID Flex Braided PVC		1.67 Ft.
	R01885-1	Tubing 3/8" ID Flex Braided PVC		1.17 Ft.
	R01885-1	Tubing 3/8" ID Flex Braided PVC		.229 Ft.
	R01885-1	Tubing 3/8" ID Flex Braided PVC		.177 Ft.

4 Saw Head
LubeMizer Assembly

REF	PART #	DESCRIPTION	COMMENTS	QTY.
	R01885-1	Tubing 3/8" ID Flex Braided PVC		.188 Ft.
18	033447	Filter, Pressure Lube		1
19	033441	Screen Kit, Mesh Filter		1
20	061768	Gasket, Filter Bowl		1
21	003198	Bowl, LubeMizer Filter Replacement		1
22	033456	HOSE, 1/4" OD X 8.5'		1
23	ADD-1	LUBRICANT, 4-PAK 60 OZ. BOTTLES LUBEM- IZER		1

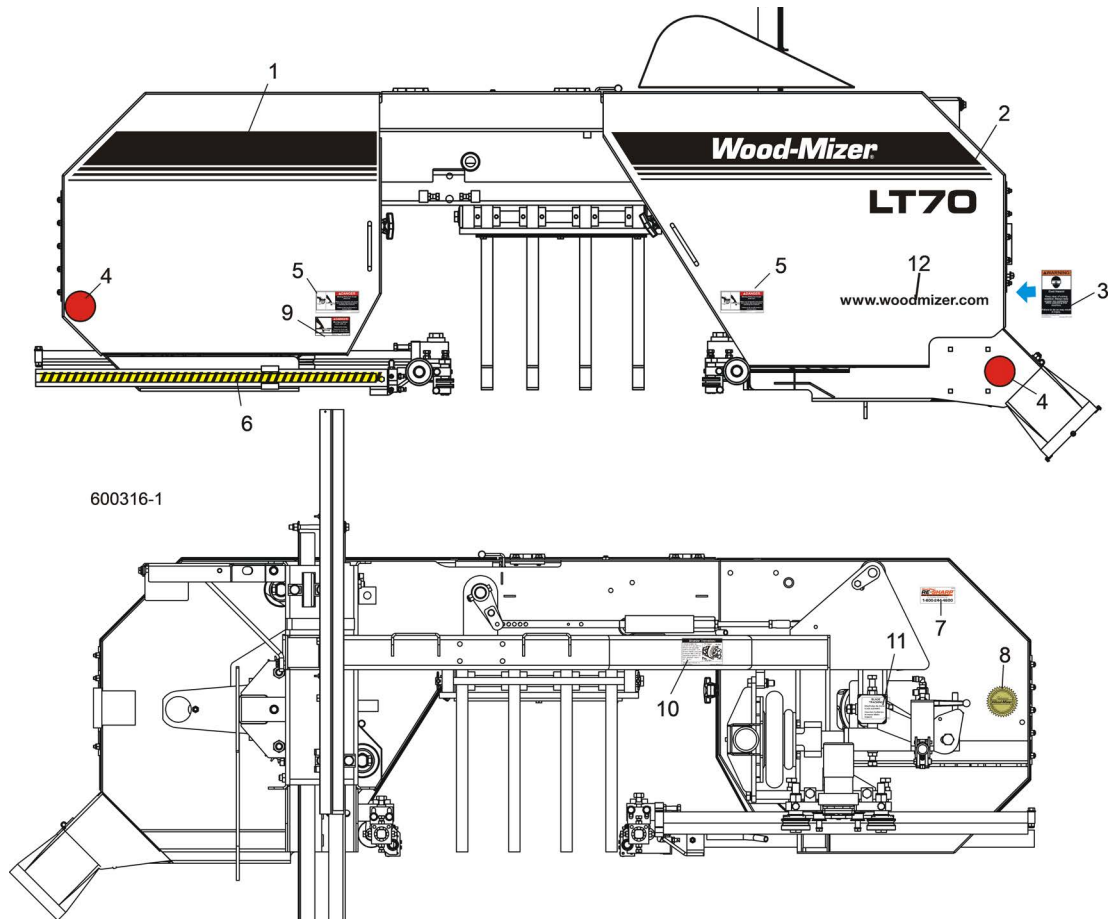
4.10 Saw Head Decals

After 11/15/10



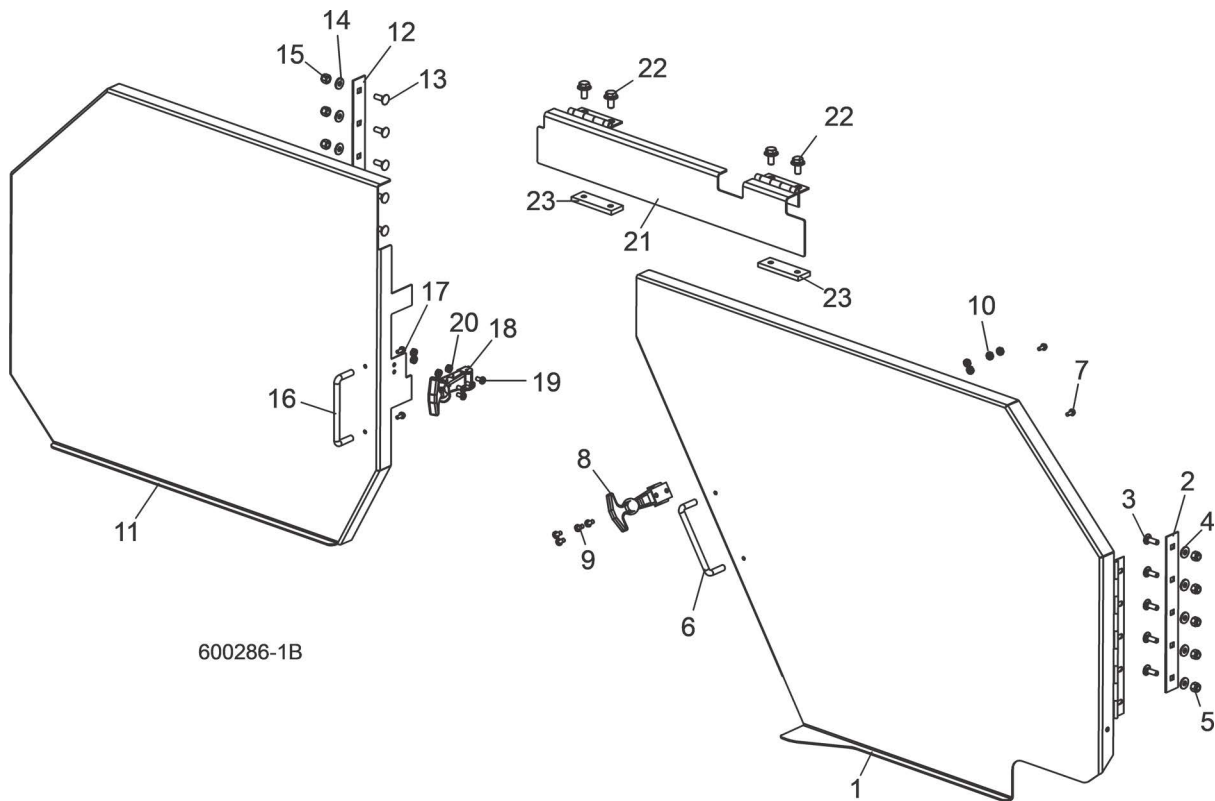
REF	PART #	DESCRIPTION	COMMENTS	QTY.
1	P11754	DECAL, SAWDUST CHUTE WARNING		1
2	P07452	DECAL, RED REFLECTIVE 2" ROUND		2
3	033254	DECAL, BLADE COVERS DANGER		2
4	015849	DECAL, BLADE GUIDE ARM STRIPE		1
5	P12879	DECAL, BLADE RESHARP INFO		1
6	015930	DECAL, WOOD-MIZER QUALITY		1
7	S11752	DECAL, BLADE DANGER		1
8	038596	DECAL, LT60/70 BLADE TENSION INFO		1
9	P11789	DECAL, BLADE ALIGNMENT		1
10	003235	DECAL, WOOD-MIZER WEBSITE		1
11	065582	DECAL, 30 YEAR LOGO	Replaced 008782 MTM Decal (11/11).	1
12	065029	DECAL, LT70 IDLE SIDE BLACK EURO STRIPE		1
13	065030	DECAL, LT70 WHITE WOOD-MIZER LOGO		1
14	065033	DECAL, LT70 DRIVE SIDE BLACK EURO STRIPE		1
15	065031	DECAL, LT70 WHITE EURO LOGO	ALL EXCEPT LT70 SUPER HYDRAULIC	1
	076636	DECAL, LT70 WHITE LOGO	LT70 SUPER HYDRAULIC ONLY	1
16	074335	DECAL, LT15/70 WIDE LOGO	WIDE HEAD ONLY	1

4.11 Saw Head Decals



REF	PART #	DESCRIPTION	COMMENTS	QTY.
1	003249	DECAL, IDLE SIDE BLADE COVER		1
2	003248	DECAL, LT70 LOGO W/STRIPES		1
3	P11754	DECAL, SAWDUST CHUTE WARNING		1
4	P07452	DECAL, RED REFLECTIVE 2" ROUND		2
5	033254	DECAL, BLADE COVERS DANGER		2
6	015849	DECAL, BLADE GUIDE ARM STRIPE		1
7	P12879	DECAL, BLADE RESHARP INFO		1
8	015930	DECAL, WOOD-MIZER QUALITY		1
9	S11752	DECAL, BLADE DANGER		1
10	038596	DECAL, LT60/70 BLADE TENSION INFO		1
11	P11789	DECAL, BLADE ALIGNMENT		1
12	003235	DECAL, WOOD-MIZER WEBSITE		1

4.12 Blade Housing Covers



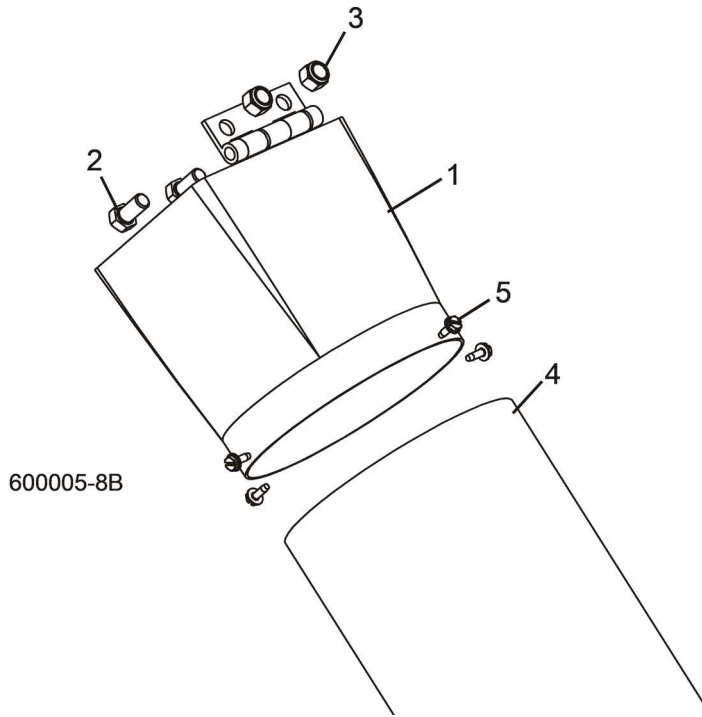
600286-1B

REF	PART #	DESCRIPTION	COMMENTS	QTY.
	048409	COVER ASSEMBLY, DRIVE SIDE BLADE HOUSING		1
1	048403	Cover Weldment, Drive Side Blade Housing		1
2	034251	Plate, Hinge Backing		1
3	F05005-113	Bolt, 1/4-20 x 3/4" Carriage Head		5
4	F05011-11	Washer, 1/4" SAE Flat		5
5	F05010-69	Nut, 1/4-20 Hex Nylon Lock		5
6	P08065	Handle, Blade Housing Cover		1
7	F05015-8	Screw, #8-32 x 3/8" Self-Tapping		2
8	014829	Latch, Flexible Draw		1
9	F05004-3	Screw, #10-24 x 3/8" Cross Slotted Pan Head		4
10	F05010-14	Nut, #10-24 Hex Self-Locking		4
	036178	COVER ASSEMBLY, IDLE SIDE BLADE HOUSING		1
11	036176	Cover Weldment, Idle Side Blade Housing		1
12	034251	Plate, Hinge Backing		1
13	F05005-113	Bolt, 1/4-20 x 3/4" Carriage Head		5
14	F05011-11	Washer, 1/4" SAE Flat		5
15	F05010-69	Nut, 1/4-20 Hex Nylon Lock		5
16	P08065	Handle, Blade Housing Cover		1
17	F05015-8	Screw, #8-32 x 3/8" Self-Tapping		2
18	014829	Latch, Flexible Draw		1
19	F05004-3	Screw, #10-24 x 3/8" Cross Slotted Pan Head		4
20	F05010-14	Nut, #10-24 Hex Self-Locking		4
21	034454	COVER WELDMENT, MIDDLE BLADE HOUSING		1

4 Saw Head
Blade Housing Covers

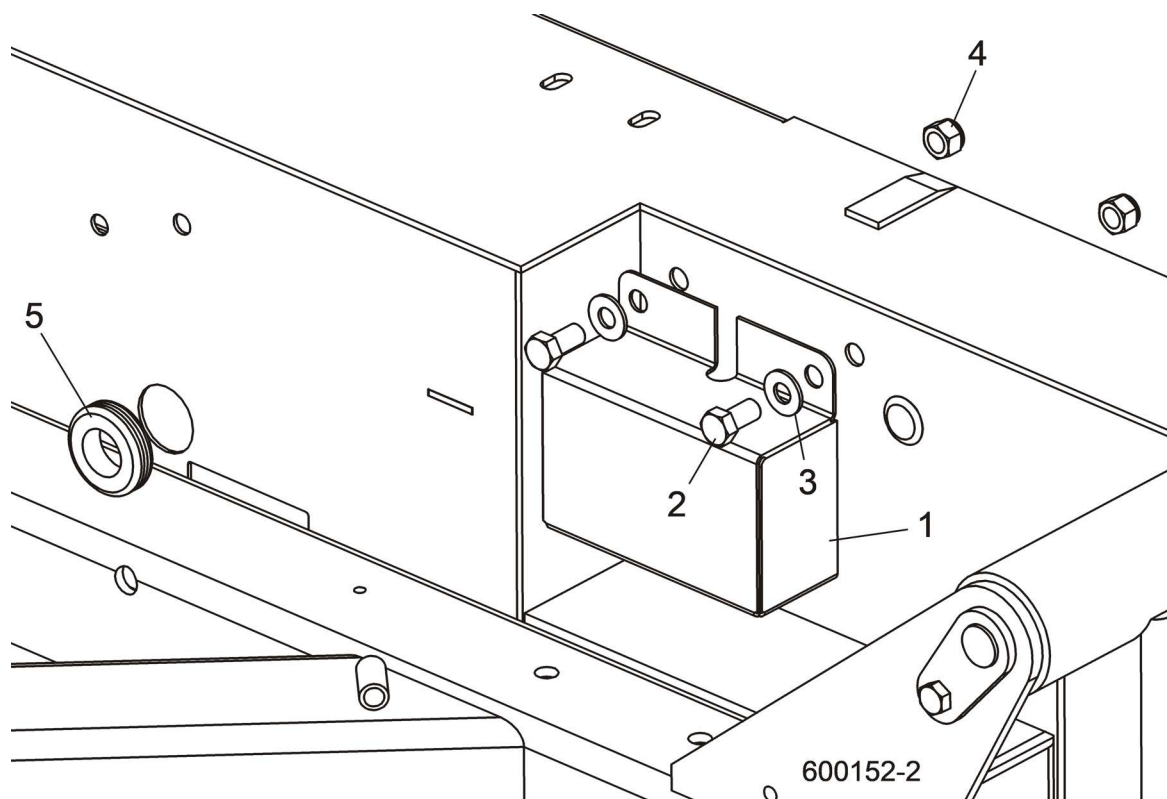
REF	PART #	DESCRIPTION	COMMENTS	QTY.
	006189	COVER WELDMENT, MIDDLE BLADE HOUSING (WIDE HEAD ONLY)		1
22	F05006-101	BOLT, 5/16-18 X 3/4" HEX HEAD W/FLAT & LOCK WASHER		4
23	006810	NUT PLATE, MIDDLE COVER		2

4.13 Sawdust Chute



REF	PART #	DESCRIPTION	COMMENTS	QTY.
1	034396	CHUTE WELDMENT, SAWDUST		1
2	F05007-118	BOLT, 3/8-16 X 3/4" HEX HEAD GRADE 5		2
3	F05010-10	NUT, 3/8-16 HEX NYLON LOCK		2
4	017829	TUBING, RUBBER SAWDUST		2
5	F05015-7	BOLT, #10-24 X 1/2" SELF-TAPPING		4

4.14 Debarker Wire Box/Grommet

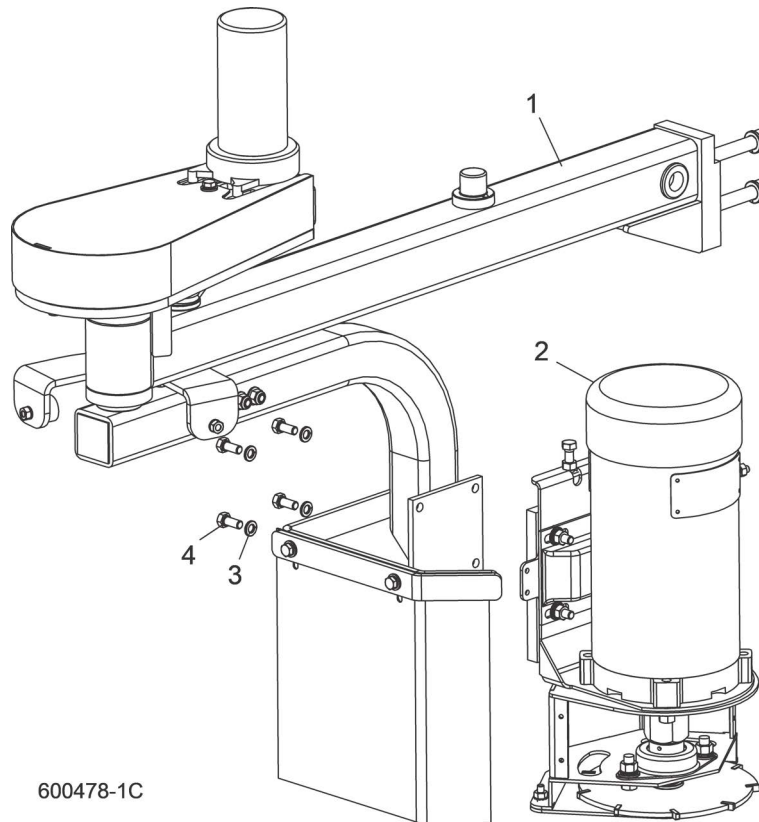


REF	PART #	DESCRIPTION	COMMENTS	QTY.
1	023616	BOX, DEBARKER WIRE STORAGE		1
2	F05007-7	BOLT, 3/8-16 X 3/4" HEX HEAD		2
3	F05011-3	WASHER, 3/8" SAE FLAT		2
4	F05010-10	NUT, 3/8-16 HEX NYLON LOCK		2
5	P702	GROMMET, 7/8" ID X 1 1/4" GROOVED OD		1

SECTION 5 DEBARKER

5.1 Debarker Assembly (DC Complete)

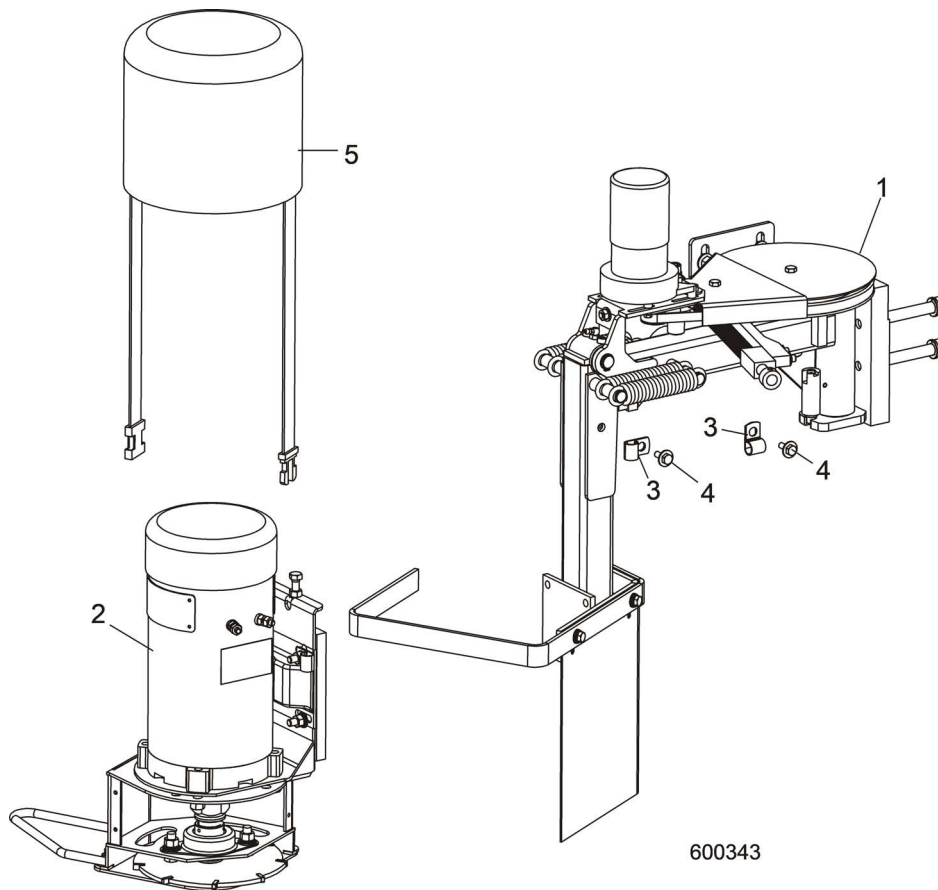
MKIII LT70 A.00+



REF	PART #	DESCRIPTION	COMMENTS	QTY.
	110687	DEBARKER ASSEMBLY, LT70 MECHANICAL	Debarker 110687 replaced 076678 per ENC 35897 on 5/23/2019.	1
1		Frame Parts ()	(See Section 5.3)	
2		Cutter Head Parts ()	(See Section 5.7)	
3	F05011-13	Washer, 5/16" Split Lock		4
4	F05006-5	Bolt, 5/16-18 x 3/4" Hex Head		4
	076683	Plate, LT70 Wide Debarker Pivot Stop		1
	015761	Cover, 3/4HP Leeson Motor		1

5.2 Debarker Assembly (DC Complete)

MKII LT70 A.00 - B.03

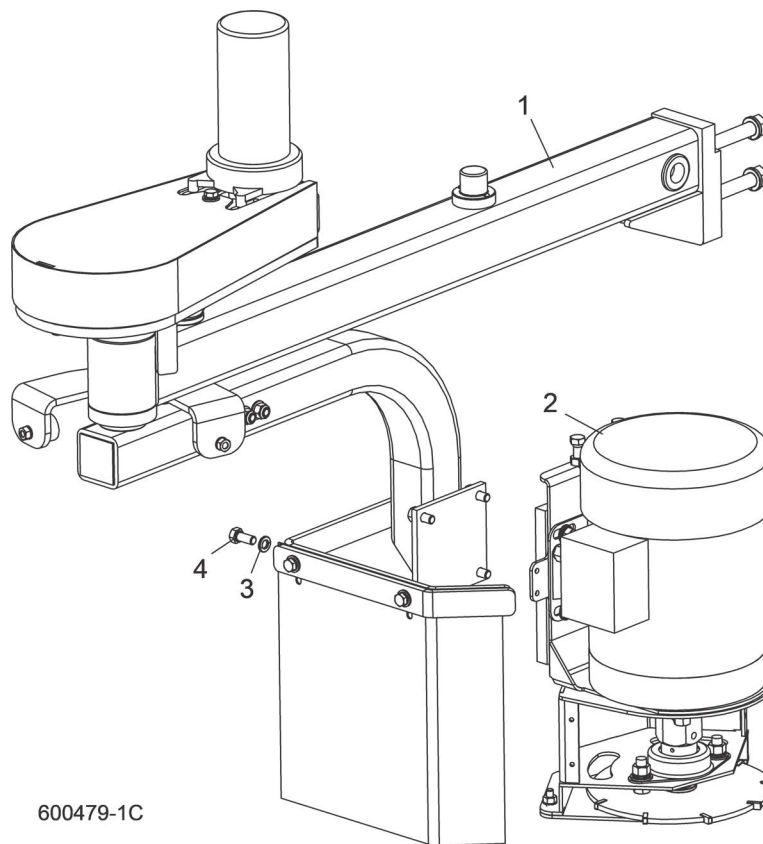


REF	PART #	DESCRIPTION	COMMENTS	QTY.
	025902	DEBARKER ASSEMBLY, DC LT70		1
1		Frame Parts (See Section 5.4)		
2		DC Cutter Head Parts (See Section 5.8)		
		AC Cutter Head Parts (See Section 5.10)		
3	P07584	Clamp, 1/2" EMT Coated		2
4	F05005-134	Bolt, 1/4-20 x 3/4" Hex Head w/Conical Washer Head		2
5	015761	Cover, 3/4HP Leeson Motor (DC Only)		1

SECTION 5 DEBARKER

5.1 Debarker Assembly (AC Complete)

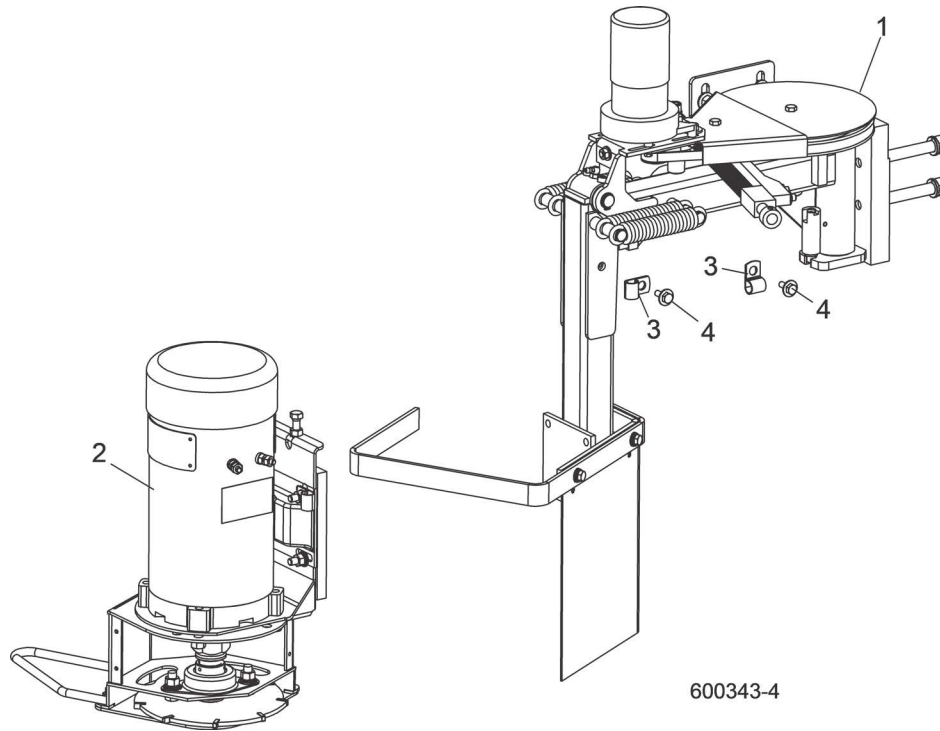
MKIII LT70 A.00+



REF	PART #	DESCRIPTION	COMMENTS	QTY.
	074883	MECHANICAL ASSEMBLY, LT60HD/70HD AC DEBARKER (BOXED)		1
	110690	Debarker Assembly, LT70 AC Mechanical	110690 replaced 074860 after 5/23/2019 per ECN 35897.	1
	074860	Debarker Assembly, LT70 AC Mechanical		1
1		Frame Parts (<i>(See Section 5.3)</i>)		
2		Cutter Head Parts (<i>(See Section 5.9)</i>)		
3	F05011-13	Washer, 5/16" Split Lock		4
4	F05006-5	Bolt, 5/16-18 x 3/4" Hex Head		4
	076683	Plate, LT70 Wide Debarker Pivot Stop		1
	015761	Cover, 3/4HP Leeson Motor		1

5.2 Debarker Assembly (AC Complete)

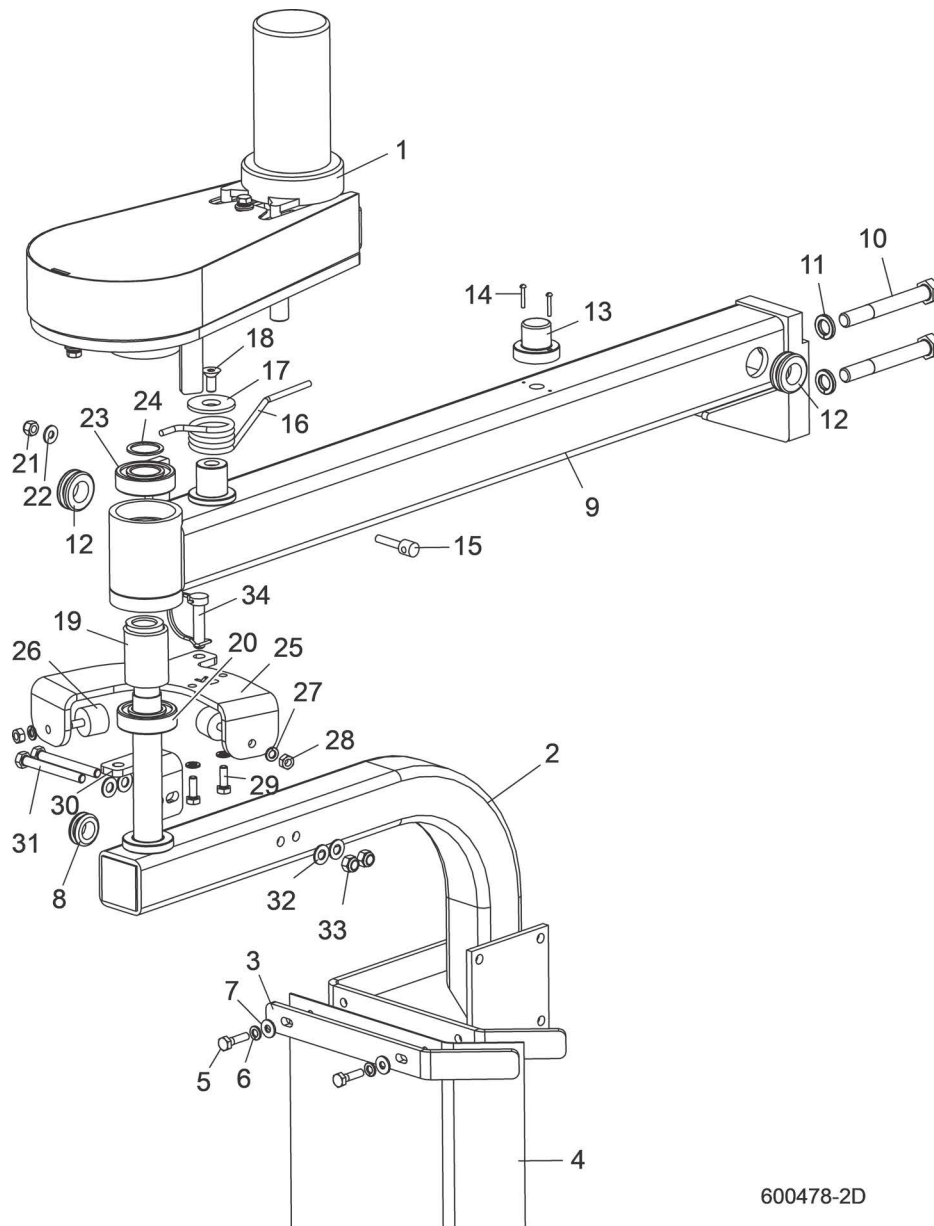
MKII LT70 A.00 - B.03



REF	PART #	DESCRIPTION	COMMENTS	QTY.
	065517	DEBARKER ASSEMBLY, AC LT70		1
1		Frame Parts (<i>(See Section 5.4)</i>)		
2		DC Cutter Head Parts (<i>(See Section 5.8)</i>)		
		AC Cutter Head Parts (<i>(See Section 5.10)</i>)		
3	P07584	Clamp, 1/2" EMT Coated		2
4	F05005-134	Bolt, 1/4-20 x 3/4" Hex Head w/Conical Washer Head		2

5.3 Frame Assembly

MKIII LT70 A.00+



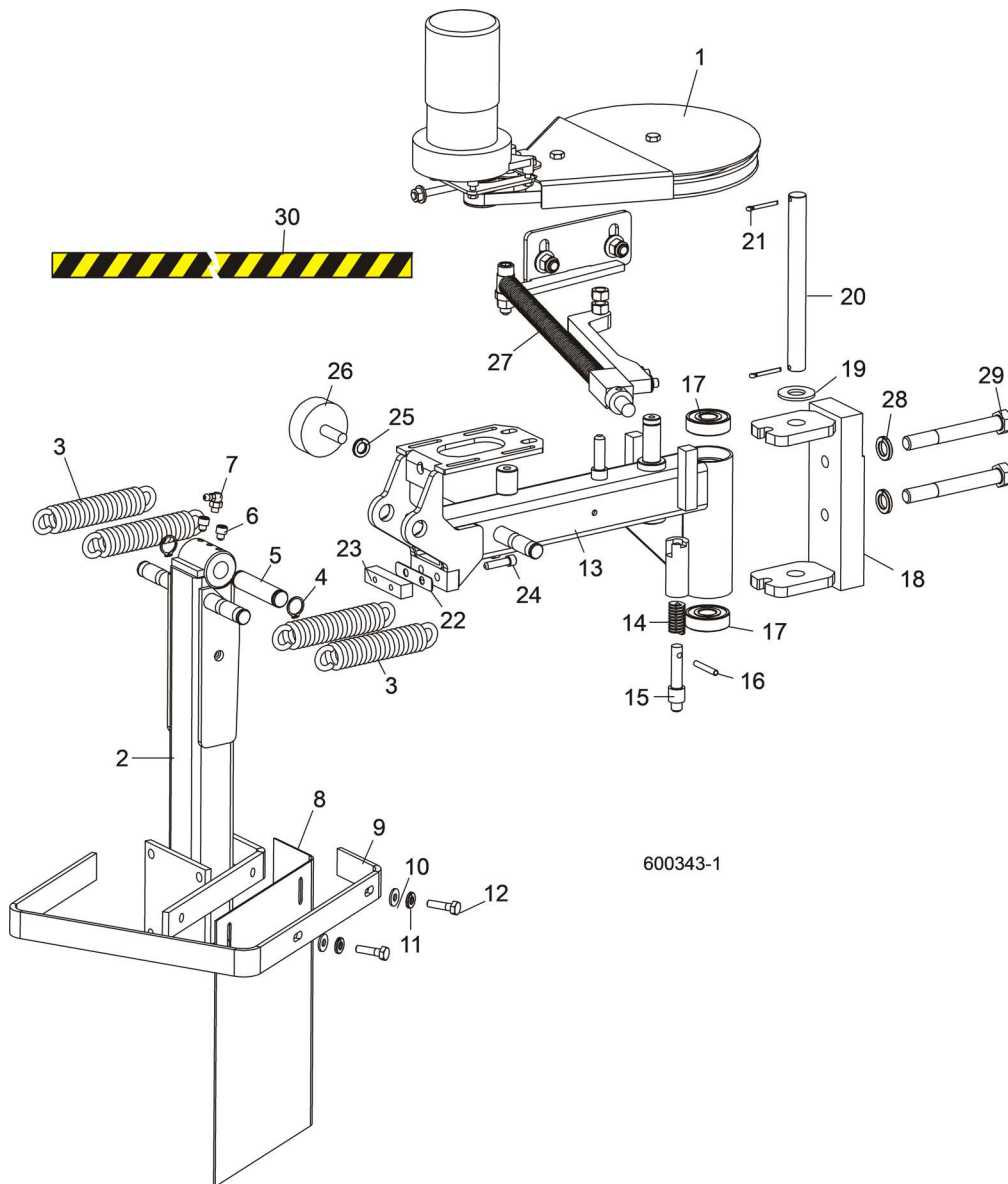
600478-2D

REF	PART #	DESCRIPTION	COMMENTS	QTY.
1	110686	PIVOT ARM ASSEMBLY, LT70 AC DEBARKER	110686 replaced 110639 after 5/23/2019 per ENC 35897.	1
2	110685	Arm Weldment, LT70 Debarker Pivot		1
3	076749	Plate, Debarker Flex Guard Retaining		1
4	021232	Guard, Debarker Flex		1
5	F05005-38	Bolt, 1/4-20 x 1" Hex Head		2
6	F05011-14	Washer, 1/4" Split Lock		2
7	F05011-11	Washer, 1/4" SAE Flat		2
8	033475	Grommet, 5/8" ID 3/16" GW Rubber		1
		AC Cutter Head Parts (<i>See Section 5.7</i>)		
	110684	MOUNT ARM ASSEMBLY, LT70 DEBARKER	110684 replaced 110648 after 5/23/2019 per ECN 35897.	1

REF	PART #	DESCRIPTION	COMMENTS	QTY.
	110648	MOUNT ARM ASSEMBLY, LT70 DEBARKER	110648 replaced 074823 after 9/17/2018.	1
9	110613	Mount Arm Weldment, LT70 Debarker		1
10	F05008-78	Bolt, 1/2-13 x 4" Hex Head Grade 5		2
11	F05011-9	Washer, 1/2" Split Lock		2
12	025247	Grommet, Rubber 3/4 ID		2
13	073555	Lamp Assembly, 180 Degree Amber Strobe		1
14	F05004-13	Bolt, 4-40 x 3/4 SI		2
15	076139	Bushing, Debarker Spring Retaining		1
16	098605	Spring, Debarker Tension		1
17	076039	Washer, LT35 Torsion Spring		1
18	F05006-95	Bolt, 5/16-18 x 3/4" FHS		1
19	110588	Tube, Long Bearing Spacer	110588 replaced 076739 after 5/23/2019 per ECN 35897.	1
	076739	Tube, Long Bearing Spacer		1
20	036007	Bearing, R20-2RS		1
21	F05010-69	Nut, 1/4-20 Nylock		1
22	F05011-11	Washer, 1/4" SAE Flat		1
23	087353	Bearing, SKF 6205 2RS Roller		1
24	076037	SHIM, 1 ID 1-1/4" OD		1
	074878	STOP ASSEMBLY, LT70 DEBARKER PIVOT		1
	074879	STOP ASSEMBLY, LT70 WIDE DEBARKER PIVOT (WIDE HEAD ONLY)		1
25	076682	Plate, LT70 Debarker Pivot Stop		1
	076683	Plate, LT70 Wide Debarker Pivot Stop (Wide Head Only)		1
26	065717	Bumper, 1 x 3/4" Hard Silicone Rubber		2
27	F05011-14	Washer, 1/4" Split Lock		2
28	F05010-63	Nut, 1/4-20 Free		2
29	F05005-123	Bolt, 1/4-20 x 3/4" Hex Head Grade 5		2
30	110616	LOCK BRACKET, DEBARKER TRAVEL	Items 30 through 34 were added per ENC 35897 on 5/23/2019.	1
31	F05006-136	BOLT, 5/16-18X2 3/4 FT HH GR5		2
32	F05011-17	WASHER, 5/16 SAE FLAT		4
33	F05010-58	NUT, 5/16-18 NYLOK HEX		2
34	046412	PIN, 3/8X1 3/8 ROUND WIRE LOCK		1

5.4 Frame Assembly

MKII LT70 A.00 - B.03



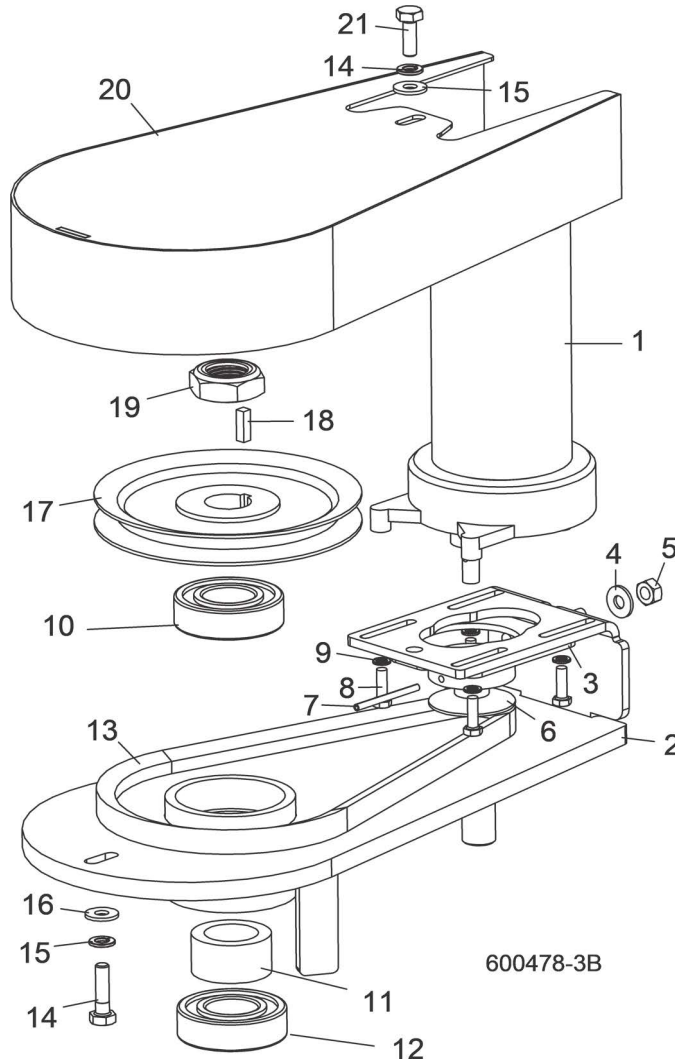
REF	PART #	DESCRIPTION	COMMENTS	QTY.
	025905	ARM ASSEMBLY, LT70 DEBARKER SWING (DCS)		1
1		Debarker In/Out Motor Parts (See Section 5.6)		
2	034365	Frame Weldment, Lower LT60 Debarker		1
3	021185	Spring, Debarker Arm		4
4	F04254-2	Ring, 5/8" Outer Retaining		2
5	023646	Pin, Debarker Pivot		1
6	F05005-106	Screw, 1/4-28 x 1/4" Socket Head		2
7	P04108	Fitting, 1/4-28 90° Grease		1
8	021232	Guard, Debarker Flex		1

5 **Debarker**
Frame Assembly

REF	PART #	DESCRIPTION	COMMENTS	QTY.
9	021231	Guard, Debarker		1
10	F05011-11	Washer, 1/4" SAE Flat		2
11	F05011-14	Washer, 1/4" Split Lock		2
12	F05005-38	Bolt, 1/4-20 x 1" Hex Head		2
	046031	Frame Assembly, LT70 Debarker Upper		1
13	046032	Frame Weldment, Debarker Upper		1
14	021243	Spring, .58" OD x 1 1/2"		1
15	034814	Pin, Debarker Lock		1
16	F05012-16	Pin, 3/16" x 1 1/4" Roll		1
17	P06030-1	Bearing, 5/8" x 1.7548" x .4724"		2
18	046033	Mount Weldment, Debarker Pivot		1
19	F05011-5	Washer, 5/8" SAE Flat		1
20	046034	Pin, Debarker Pivot		1
21	F05012-1	Pin, 1/8" x 1" Cotter		2
22	046045	Shim, Pivot Stop		1
23	046044	Block, Pivot Stop		1
24	F05005-89	Bolt, 1/4-20 x 1" Socket Head		2
25	F05011-4	Washer, 3/8" Split Lock		1
26	034175	Bumper, Rubber		1
27		Spring Arm Parts (See Section 5.13)		
28	F05011-9	Washer, 1/2" Split Lock		2
29	F05008-78	Bolt, 1/2-13 x 4" Hex Head Grade 5		2
30	015849	Decal, Bar Stripe		1

5.5 In/Out Motor Drive Assembly

MKIII LT70 A.00+



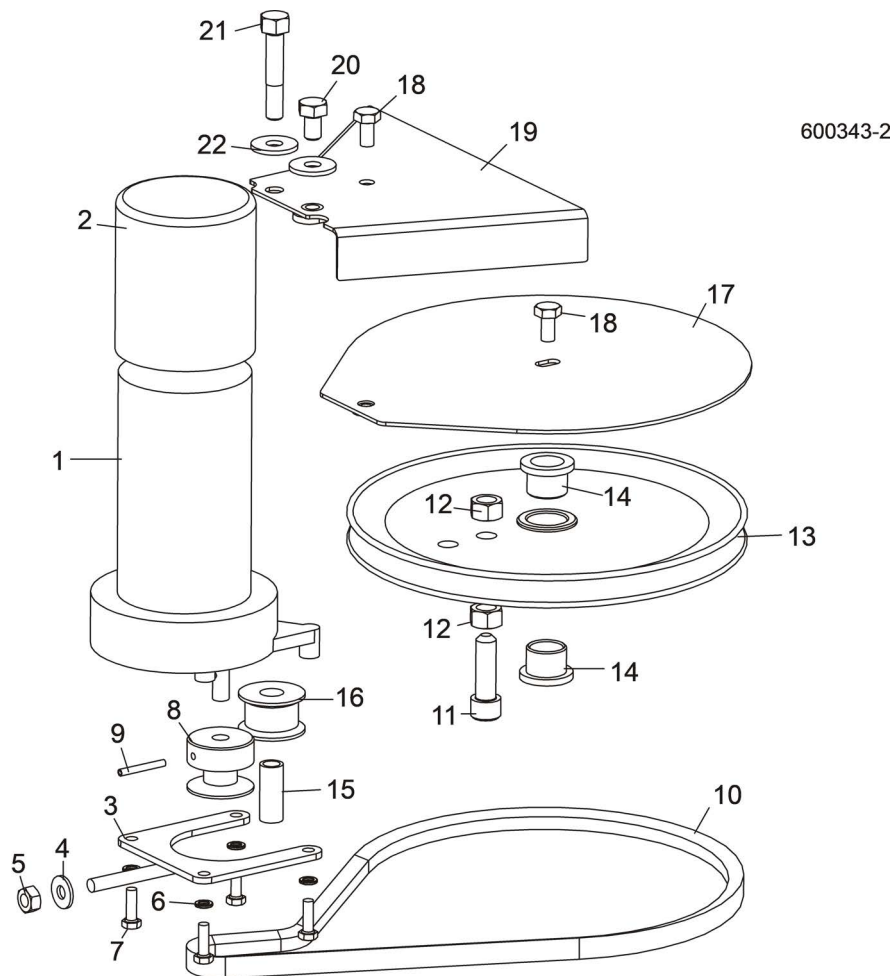
REF	PART #	DESCRIPTION	COMMENTS	QTY.
	114023	ASSY, LT70 DEB. UPPER PIVOT, W/O LOCK	114023 replaced 110634 per ECN 36043 on 8/14/2019.	
	114022	Assy, LT70 Super Debarker In/Ou w/BR	114022 replaced 114024 per ECN 36043 on 8/14/2019.	1
1	128026	Motor Assy, Debarker In/Out w/Brake w/Di		1
	110952	Motor, 1/15HP 34RPM 12VDC 98:1 W/Brake		1
	069677	Diode, 200V 2A UltraFast Rectifier		2
	024032	Conn, 14-16AWG Parallel Splice		4
	069474	Connector, 3 Pin Trig DT Deutsch Male		1
	069475	Wedgelock, 3P Male Deutsch DT Series		1

5 **Debarker**
In/Out Motor Drive Assembly

REF	PART #	DESCRIPTION	COMMENTS	QTY.
	053429	Pin, #16 Deutsch 16-20 AWG Solid Contact		1
	F05089-8	Tie Wrap, 3/16x10 UV Blk		1
2	110635	Weldment, LT70 Deb. Upper Pivot, W/O Lock		1
3	023637	Tensioner Weldment, Gearmotor Ptd		1
4	F05011-11	Washer, 1/4 SAE Flat		1
5	F05010-21	Nut, 1/4-20 Swaged		1
6	076666	Sheave, LT70 Debarker Gearmotor		1
7	F05012-102	Pin, 1/8x1 5/8 Roll Zinc		1
8	F05004-152	Screw, 10-32x5/8 HH Machine		4
9	F05011-20	Washer, #10 Split Lock		4
10	087353	Bearing, SKF 6205 2RS Roller		1
11	076741	Tube, Short Bearing Spacer		1
12	036007	Bearing, R20-2RS	036007 replaced (1) 087353 after 5/23/2019 per ECN 35897.	1
13	076689	BELT, AX21		1
14	F05005-101	BOLT, 1/4-20 X 1" HEX HEAD GRADE 5		1
15	F05011-14	WASHER, 1/4" SPLIT LOCK		2
16	F05011-11	WASHER, 1/4" SAE FLAT		2
17	076798	PULLEY, 5X7/8 A GROOVE		1
18	065214	KEY, 3/16" SQ X 5/8"		1
19	F05010-238	NUT, 7/8-14 HALF NYLOCK		1
20	076713	GUARD WELDMENT, LT70 DEBARKER BELT		1
21	F05005-1	BOLT, 1/4-20 X 3/4" FULL THREAD HHC		1

5.6 In/Out Motor Drive Assembly

MKII LT70 A.00 - B.03



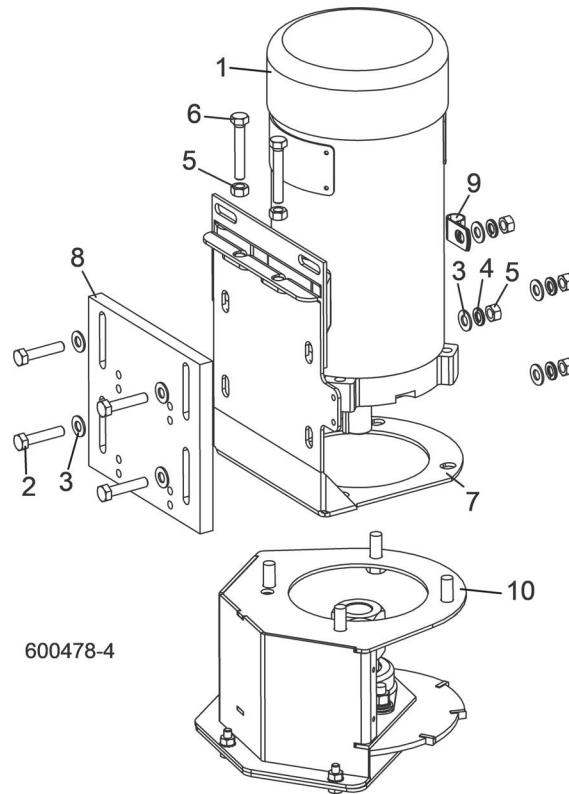
REF	PART #	DESCRIPTION	COMMENTS	QTY.
1	053421	MOTOR ASSEMBLY, DCS BLADE GUIDE DEBARKER IN/OUT		1
	P12756	Housing, Klauber Motor End		1
	P12569	Gear Kit, Klauber Gear Motor Replacement		1
	P12800	Brush Kit, Gear Motor Replacement		1
	009695	Shaft Kit, Klauber Gear Motor Replacement		1
2	023720	BOOT, GEAR MOTOR WEATHER		1
3	023637	TENSIONER WELDMENT, GEAR MOTOR		1
4	F05011-11	WASHER, 1/4" SAE FLAT		1
5	F05010-21	NUT, 1/4-20 HEX LOCK		1
6	F05011-20	WASHER, #10 SPLIT LOCK		4
7	F05004-152	BOLT, #10-32 X 5/8" HEX HEAD		4
8	016181	PULLEY, DEBARKER IN/OUT MOTOR		1
9	F05012-34	PIN, 1/8" X 1" ROLL		1
10	046039	BELT, AX29		1
11	F05007-36	BOLT, 3/8-16 X 1 1/2" SOCKET HEAD		1
12	F05010-25	NUT, 3/8-16 HEX LOCK		2

5 **Debarker**
In/Out Motor Drive Assembly

REF	PART #	DESCRIPTION	COMMENTS	QTY.
13	023634	PULLEY, DEBARKER IN/OUT DRIVE		1
14	021203	BUSHING, FLANGED BRONZE		2
15	046040	SPACER, .322" ID X .44 OD X 1.10" LONG		1
16	S09999	GUIDE, BELT IDLER		1
17	046049	GUARD WELDMENT, DEBARKER BELT		1
18	F05005-15	BOLT, 1/4-20 X 1/2" HEX HEAD		2
19	046050	GUARD WELDMENT, DEBARKER PULLEY		1
20	F05006-15	BOLT, 5/16-18 X 1/2" HEX HEAD GRADE 5		1
21	F05009-70	BOLT, 5/16-18 X 1 3/4" HEX HEAD		1
22	F05011-16	WASHER, 5/16" STANDARD FLAT		2

5.7 Cutter Head Assembly (DC)

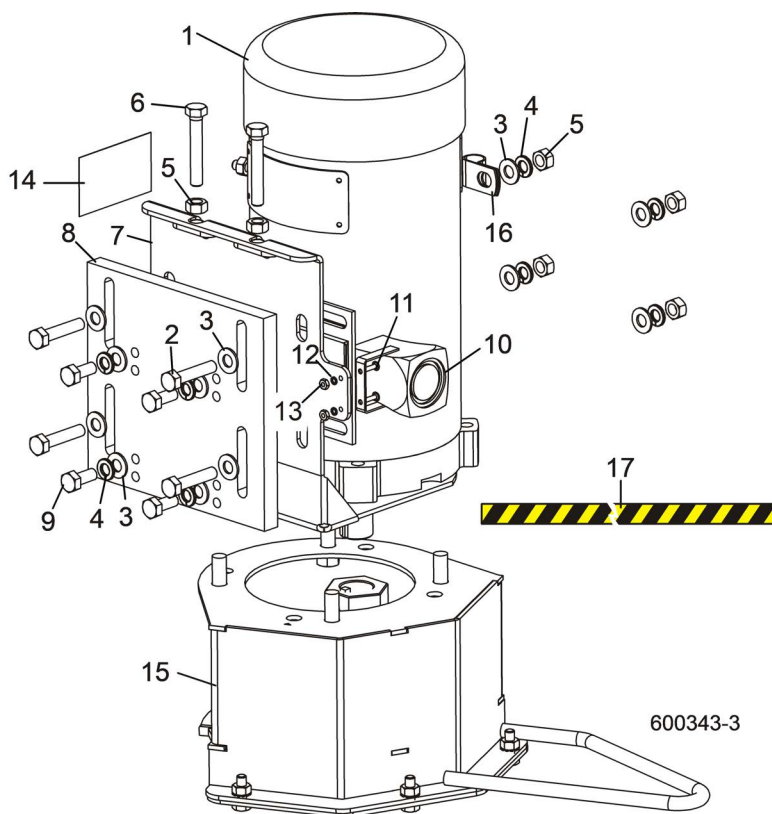
MKIII LT70 A.00+



REF	PART #	DESCRIPTION	COMMENTS	QTY.
	076677	HEAD ASSEMBLY, LT70 DEBARKER CUTTING		1
1	023688	Motor, 3/4HP 12VDC TEFC Electric (7/8" Dia. Shaft)		1
	024167	Brush Kit, Leeson 3/4HP Motor (Includes 2 Brushes and 2 Springs)		1
	016087	Fan, 3/4 HP Leeson Motor Replacement		1
	047998	Guard, Motor Fan		1
	016108	Key, 3/16" Square x 1 3/8" Long		1
2	F05006-2	Bolt, 5/16-18 x 1 1/2" Hex Head Full Thread		4
3	F05011-17	Washer, 5/16" SAE Flat		8
4	F05011-13	Washer, 5/16" Split Lock		4
5	F05010-17	Nut, 5/16-18 Hex		6
6	F05006-13	Bolt, 5/16-18 x 2" Hex Head Full Thread		2
7	023622	Bracket Weldment, Debarker Blade Motor Adjustable		1
8	023620	Plate, Debarker Blade Motor Mount		1
9	P07584	Clamp, 1/2EMT Coated		1
	024431	Decal, Disconnect Motor Leads Warning		1
10		Blade/Mandrel Parts (<i>See Section 5.11</i>)		

5.8 Cutter Head Assembly (DC)

MKII LT70 A.00 - B.03

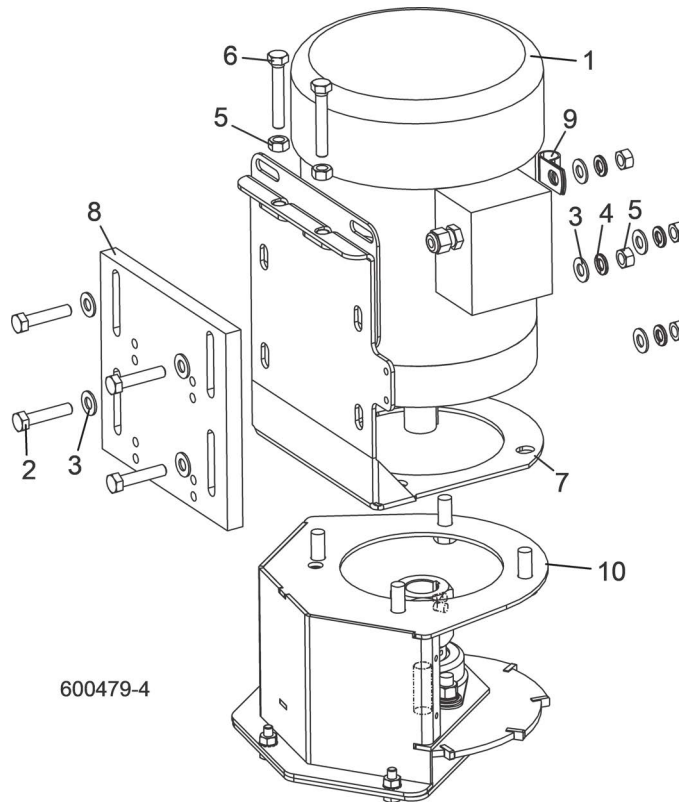


REF	PART #	DESCRIPTION	COMMENTS	QTY.
	025904	HEAD ASSEMBLY, MKII DEBARKER CUTTER (DC DCS)		1
1	023688	Motor, 3/4HP 12VDC TEFC Electric (7/8" Dia. Shaft)		1
	024167	Brush Kit, Leeson 3/4HP Motor (Includes 2 Brushes and 2 Springs)		1
	016087	Fan, 3/4 HP Leeson Motor Replacement		1
	047998	Guard, Motor Fan		1
	016108	Key, 3/16" Square x 1 3/8" Long		1
2	F05006-2	Bolt, 5/16-18 x 1 1/2" Hex Head Full Thread		4
3	F05011-17	Washer, 5/16" SAE Flat		8
4	F05011-13	Washer, 5/16" Split Lock		8
5	F05010-17	Nut, 5/16-18 Hex		6
6	F05006-13	Bolt, 5/16-18 x 2" Hex Head Full Thread		2
7	023622	Bracket Weldment, Debarker Blade Motor Adjustable		1
8	023620	Plate, Debarker Blade Motor Mount		1
9	F05006-5	Bolt, 5/16-18 x 3/4" Hex Head Grade 2		4
10	069431	Horn Assembly, DCS Debarker On Warning		1
11	F05004-14	Screw, #4-40 x 1/2" Slotted Head		2

REF	PART #	DESCRIPTION	COMMENTS	QTY.
12	F05011-21	Washer, #4 Split Lock		2
13	F05010-43	Nut, #4-40 Hex		2
14	024431	Decal, Disconnect Motor Leads Warning		1
15		Blade/Mandrel Parts (<i>See Section 5.12</i>)		
16	P07584	Clamp, 1/2" EMT Coated		1
17	015849	Decal, LT15 Blade Guide Bar		.5

5.9 Cutter Head Assembly (AC)

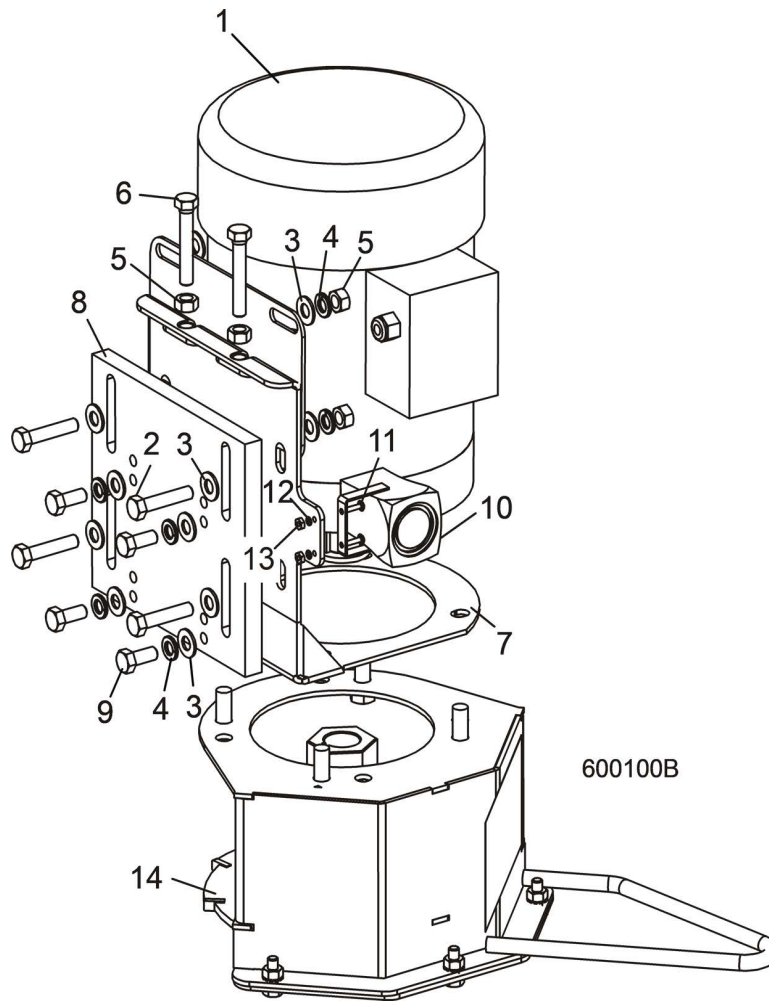
MKIII LT70 A.00+



REF	PART #	DESCRIPTION	COMMENTS	QTY.
	074858	HEAD ASSEMBLY, LT70 AC DEBARKER CUTTING		1
1	050292	Motor, 3/4HP 230/460V 1725RPM Electric		1
	016108	Key, 3/16" Square x 1 3/8" Long		1
2	F05006-2	Bolt, 5/16-18 x 1 1/2" Hex Head Full Thread		4
3	F05011-17	Washer, 5/16" SAE Flat		8
4	F05011-13	Washer, 5/16" Split Lock		4
5	F05010-17	Nut, 5/16-18 Hex		6
6	F05006-13	Bolt, 5/16-18 x 2" Hex Head Full Thread		2
7	023622	Bracket Weldment, Debarker Blade Motor Adjustable		1
8	023620	Plate, Debarker Blade Motor Mount		1
9	P07584	Clamp, 1/2EMT Coated		1
	024431	Decal, Disconnect Motor Leads Warning		1
10		Blade/Mandrel Parts (<i>See Section 5.11</i>)		

5.10 Cutter Head Assembly (AC)

MKII LT70 A.00 - B.03



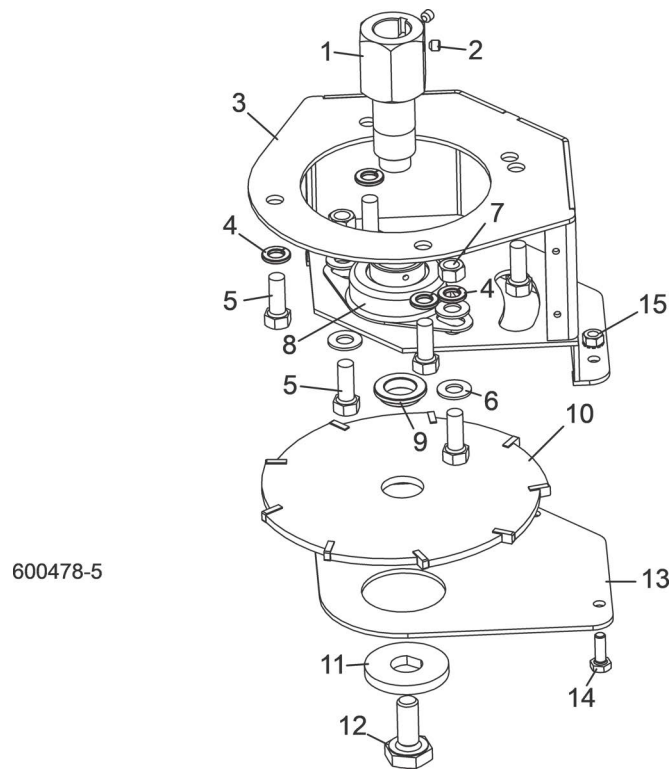
REF	PART #	DESCRIPTION	COMMENTS	QTY.
	017772	HEAD ASSEMBLY, MKII 230/460V AC DEBARKER CUTTING		1
1	050292	Motor, 3/4HP 230/460V 1725RPM Electric		1
	024167	Brush Kit, Leeson 3/4HP Motor (Includes 2 Brushes and 2 Springs)		1
	016087	Fan, 3/4 HP Leeson Motor Replacement		1
	047998	Guard, Motor Fan		1
	016108	Key, 3/16" Square x 1 3/8" Long		1
2	F05006-2	Bolt, 5/16-18 x 1 1/2" Hex Head Full Thread		4
3	F05011-17	Washer, 5/16" SAE Flat		8
4	F05011-13	Washer, 5/16" Split Lock		8
5	F05010-17	Nut, 5/16-18 Hex		6
6	F05006-13	Bolt, 5/16-18 x 2" Hex Head Full Thread		2
7	023622	Bracket Weldment, Debarker Blade Motor Adjustable		1

5 **Debarker (DCS)**
Cutter Head Assembly (AC)

REF	PART #	DESCRIPTION	COMMENTS	QTY.
8	023620	Plate, Debarker Blade Motor Mount		1
9	F05006-5	Bolt, 5/16-18 x 3/4" Hex Head Grade 2		4
10	021137	Horn, Debarker On Warning		1
11	F05004-14	Screw, #4-40 x 1/2" Slotted Head		2
12	F05011-21	Washer, #4 Split Lock		2
13	F05010-43	Nut, #4-40 Hex		2
14		Blade/Mandrel Parts (See Section 5.12)		

5.11 Blade Housing Assembly

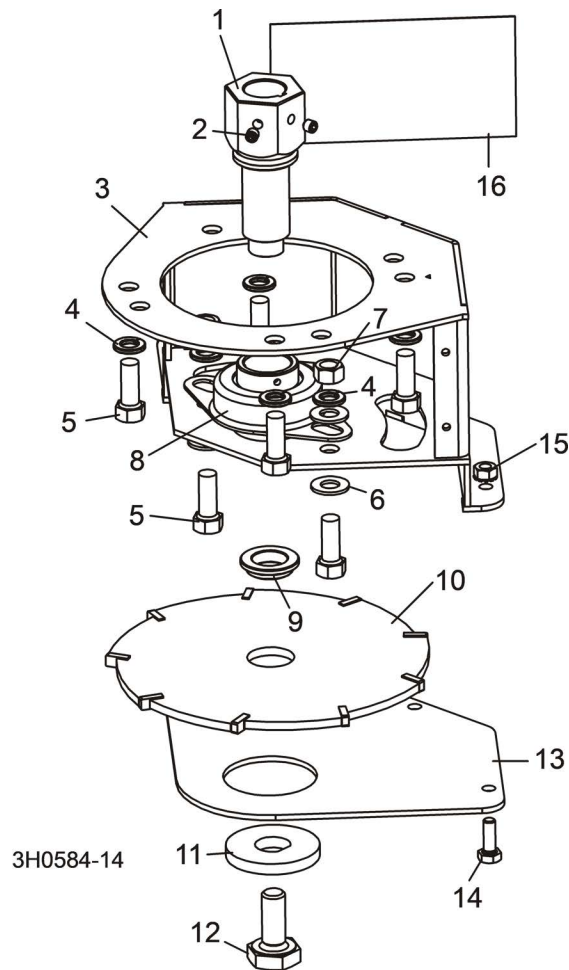
MKIII LT70 A.00+



REF	PART #	DESCRIPTION	COMMENTS	QTY.
1	074832	MANDREL, DEBARKER BLADE		1
2	F05005-105	SCREW, 1/4-28 X 1/4" CUP POINT SOCKET SET		2
3	076686	HEAD WELDMENT, LT70 DEBARKER CUTTER		1
4	F05011-4	WASHER, 3/8" SPLIT LOCK		6
5	F05007-7	BOLT, 3/8-16 X 1" HEX HEAD		6
6	F05011-3	WASHER, 3/8" SAE FLAT		4
7	F05010-1	NUT, 3/8-16 HEX		2
8	023541	BEARING, 1" FLANGED MOUNT		1
9	023632	BUSHING, DEBARKER BLADE SPACER		1
10	021236	BLADE, DEBARKER 7" DIA.		1
	065852	BLADE, DEBARKER 7" DIA. W/1/2" INSERTS	OPT - SOLD SEPARATELY	1
11	023737	WASHER, DEBARKER BLADE LOCK		1
12	074833	BOLT, 1/2-20 X 1 1/4" HEX HEAD SPECIAL		1
13	023629	PLATE, DEBARKER BLADE HOUSING BOTTOM		1
14	F05005-1	BOLT, 1/4-20 X 3/4" HEX HEAD FULL THREAD		3
15	F05010-9	NUT, 1/4-20 SELF-LOCKING HEX		3
	076799	DECAL, DEBARKER LIGHT WARNING		1

5.12 Blade Housing Assembly

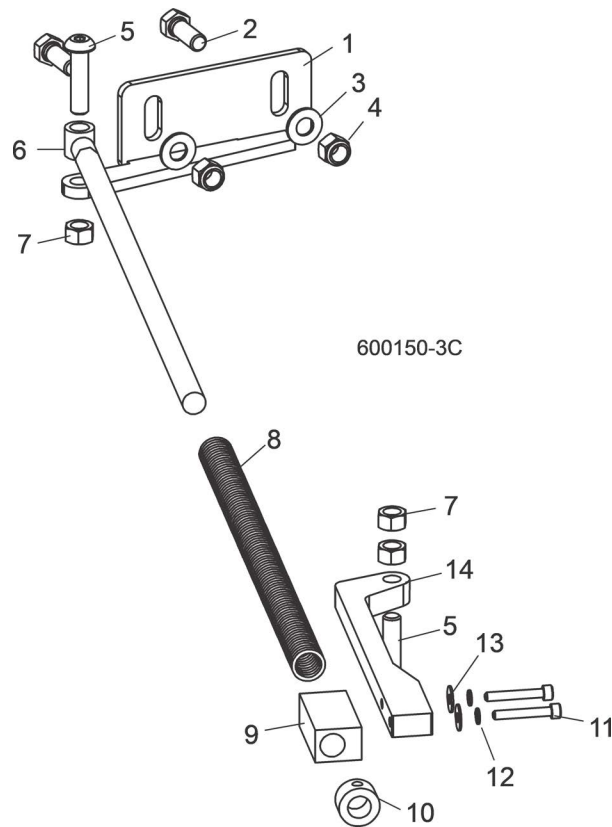
MKII LT70 A.00 - B.03



REF	PART #	DESCRIPTION	COMMENTS	QTY.
1	016122	MANDREL, DEBARKER BLADE (7/8" DIA.)		1
2	F05005-105	SCREW, 1/4-28 X 1/4" CUP POINT SOCKET SET		2
3	023628	HOUSING WELDMENT, DEBARKER BLADE		1
4	F05011-4	WASHER, 3/8" SPLIT LOCK		6
5	F05007-7	BOLT, 3/8-16 X 1" HEX HEAD		6
6	F05011-3	WASHER, 3/8" SAE FLAT		4
7	F05010-1	NUT, 3/8-16 HEX		2
8	023541	BEARING, 1" FLANGED MOUNT		1
9	023632	BUSHING, DEBARKER BLADE SPACER		1
10	021236	BLADE, DEBARKER 7" DIA.		1
11	023737	WASHER, DEBARKER BLADE LOCK		1
12	023547	BOLT, 1/2-20 X 1 1/4" HEX HEAD SPECIAL		1
13	023629	PLATE, DEBARKER BLADE HOUSING BOTTOM		1
14	F05005-1	BOLT, 1/4-20 X 3/4" HEX HEAD FULL THREAD		3
15	F05010-9	NUT, 1/4-20 SELF-LOCKING HEX		3
16	021172	DECAL, DEBARKER HORN DANGER		1

5.13 Spring Arm Assembly

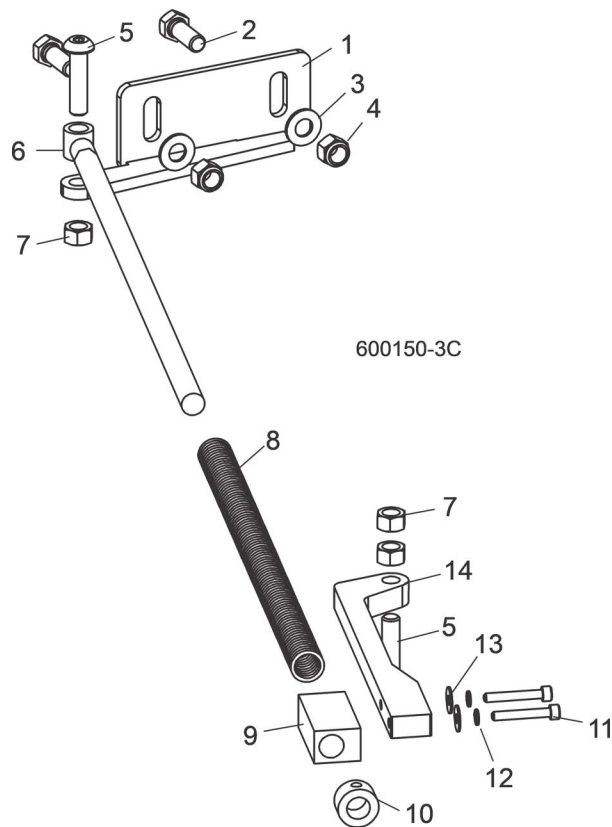
MKII LT70 A.00 - B.03



REF	PART #	DESCRIPTION	COMMENTS	QTY.
1	045858	BRACKET, SPRING ROD MOUNT		1
2	F05007-87	BOLT, 3/8-16 X 1" HEX HEAD GRADE 5		2
3	F05011-3	WASHER, 3/8" SAE FLAT		2
4	F05010-10	NUT, 3/8-16 HEX NYLON LOCK		2
5	F05007-150	BOLT, 3/8-16 X 1 1/4" SOCKET HEAD		2
6	045852	ROD WELDMENT, LT60 DEBARKER SPRING		1
7	F05010-25	NUT, 3/8-16 HEX LOCK		3
8	023631	SPRING, .72" OD X 19 1/2" X .08 WIRE		1
9	045854	BLOCK, SPRING ROD SLIDE		1
10	014820	COLLAR, 1/2" SHAFT		1
11	F05004-31	BOLT, #10-24 X 1 1/4" SOCKET HEAD		2
12	F05011-20	WASHER, #10 SPLIT LOCK		2
13	F05011-18	WASHER, #10 SAE FLAT		2
14	046064	ARM, SLIDE BLOCK MOUNT		1

5.14 Spring Arm Assembly

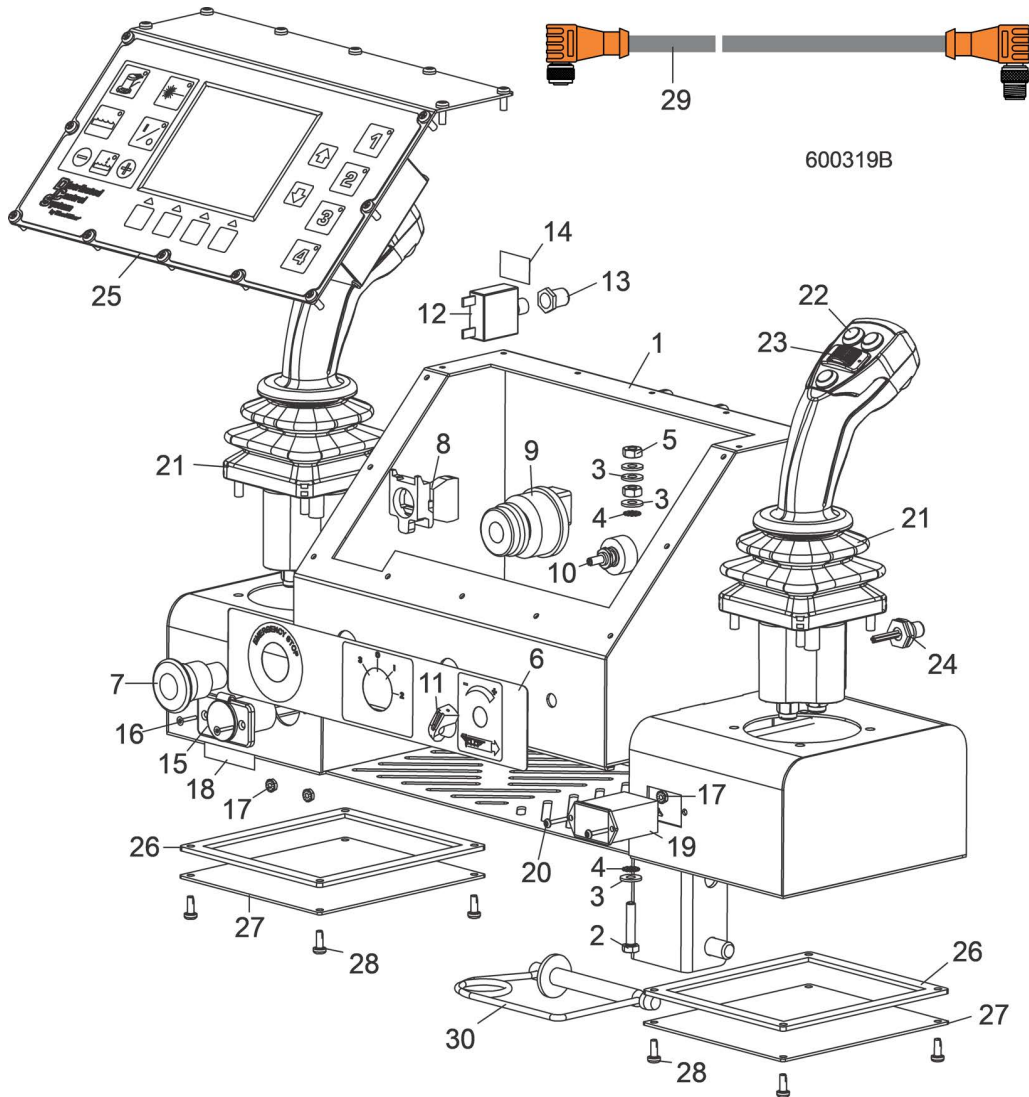
MKII LT70 A.00 - B.03



REF	PART #	DESCRIPTION	COMMENTS	QTY.
1	045858	BRACKET, SPRING ROD MOUNT		1
2	F05007-87	BOLT, 3/8-16 X 1" HEX HEAD GRADE 5		2
3	F05011-3	WASHER, 3/8" SAE FLAT		2
4	F05010-10	NUT, 3/8-16 HEX NYLON LOCK		2
5	F05007-150	BOLT, 3/8-16 X 1 1/4" SOCKET HEAD		2
6	045852	ROD WELDMENT, LT60 DEBARKER SPRING		1
7	F05010-25	NUT, 3/8-16 HEX LOCK		3
8	023631	SPRING, .72" OD X 19 1/2" X .08 WIRE		1
9	045854	BLOCK, SPRING ROD SLIDE		1
10	014820	COLLAR, 1/2" SHAFT		1
11	F05004-31	BOLT, #10-24 X 1 1/4" SOCKET HEAD		2
12	F05011-20	WASHER, #10 SPLIT LOCK		2
13	F05011-18	WASHER, #10 SAE FLAT		2
14	046064	ARM, SLIDE BLOCK MOUNT		1

SECTION 6 CONTROL & BATTERY BOXES

6.1 Control Assembly (DC)



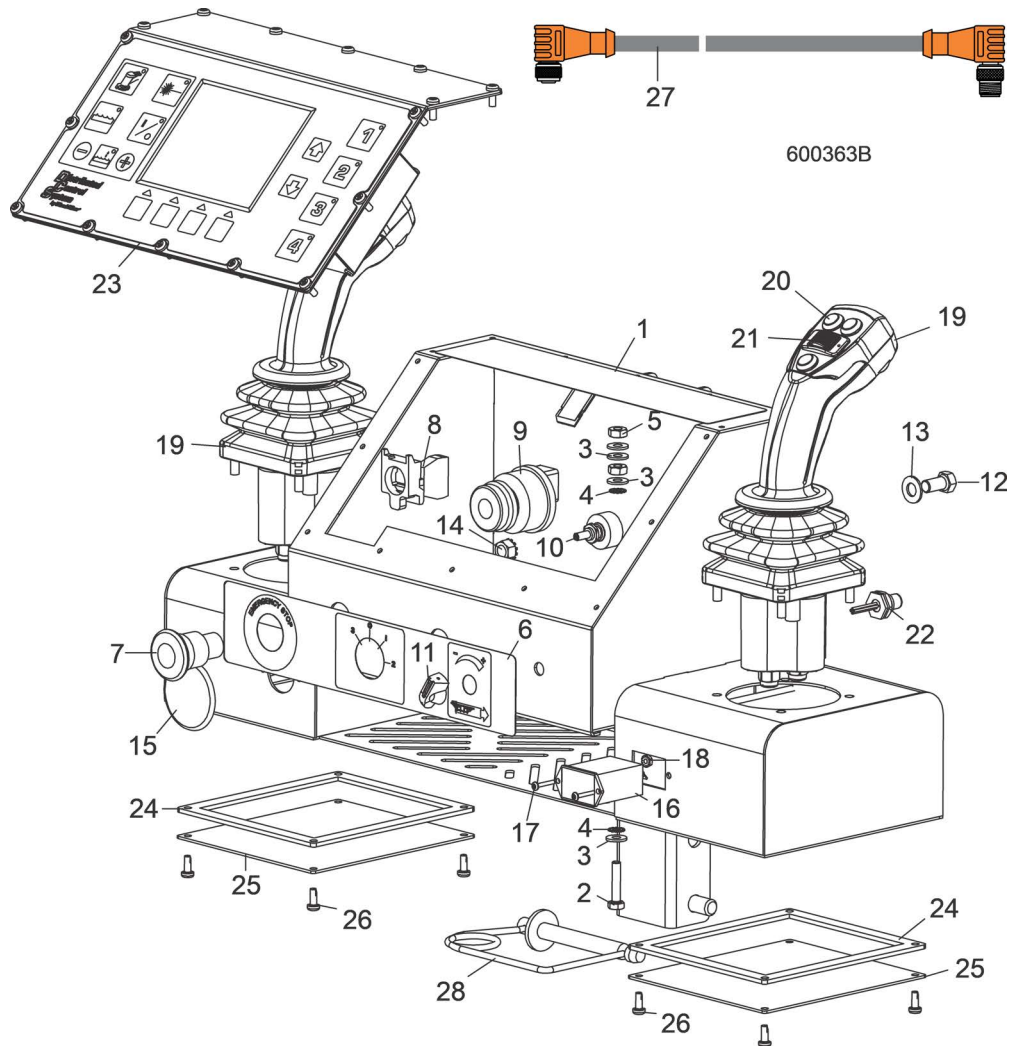
REF	PART #	DESCRIPTION	COMMENTS	QTY.
	036352	COVER, SAWMILL CONTROL CONSOLE W/ACCUNET		1
	053341	CONTROL BOX ASSEMBLY, LT70HD DIESEL REMOTE DCS		1
1	007055	Box Weldment, DCS Control	Available in assemblies only.	1
2	F05005-3	Bolt, 1/4-20 x 1 1/4" Hex Head Full Thread		1
3	F05011-11	Washer, 1/4" SAE Flat		4
4	F05011-37	Washer, 1/4" Exterior Star Lock		2
5	F05010-129	Nut, 1/4-20 Heavy Duty Hex Jam		2
6	053346	Decal, DCS Control Front		1
7	050528	Switch Operator, 40mm Red E-Stop ZB4		1
8	025161	Switch Body, 1NC 22mm ZB4		1
9	053420	Key Switch, DCS		1
10	053290	Switch Assembly, DCS Potentiometer		1
11	P06257	Knob, Speed Control		1

6 Control & Battery Boxes

Control Assembly (DC)

REF	PART #	DESCRIPTION	COMMENTS	QTY.
12	053439	Breaker, 5A Manual Reset Panel Mount		1
13	021253	Boot, Circuit Breaker		1
14	053559	Decal, DCS Accessory Breaker ID		1
15	053443	Socket, 12V Accessory		1
16	F05004-256	Screw, #6-32 x 5/8" Flat Socket Head Stainless		2
17	F05010-59	Nut, #6-32 Hex Self-Locking		4
18	053560	Decal, DCS Accessory Port		1
19	015401	Hour Meter, Rectangular Mount w/Gasket		1
20	F05004-93	Screw, #6-32 x 3/4" Socket Button Head Stainless		2
21	053304	Joystick, DCS Control		2
22	061194	Button, Joystick Press		3
23	061195	Button, Joystick Scroll		1
	053295	Harness Assembly, DCS HMI Control		1
24	069594	Cable Assembly, CANBus HMI Receptacle		1
25		Control Panel Parts (<i>(See Section 6.4)</i>)		
26	053452	Gasket, DCS Operator Box Bottom		2
27	053338	Plate, DCS Joystick Access		2
28	F05015-17	Bolt, #10-24 x 1/2" Phillips Pan Head Type 23		8
	006036	Cable Kit, Accuset 2 Comm Replacement		1
29	052922	Cable Assembly, 37-Foot Communication	Available in assemblies only.	1
	F05089-3	Wire Tie, 3/16" x 6" UV Black		25
30	025903	PIN, DCS CONTROL LOCKING		1

6.2 Control Assembly (AC DCS)



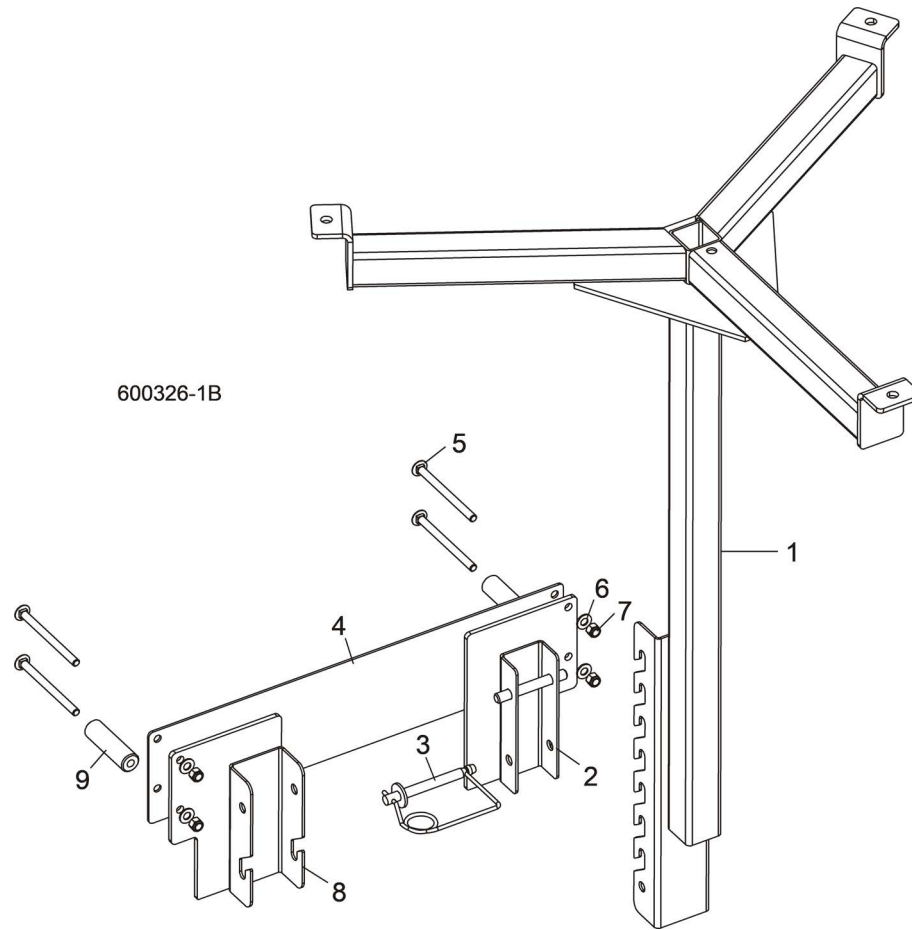
REF	PART #	DESCRIPTION	COMMENTS	QTY.
	036352	COVER, SAWMILL CONTROL CONSOLE W/ACCUSER		1
	053341-AC	CONTROL BOX ASSEMBLY, LT70HD DIESEL REMOTE DCS		1
1	007055	Box Weldment, DCS Control	Available in assemblies only.	1
2	F05005-3	Bolt, 1/4-20 x 1 1/4" Hex Head Full Thread		1
3	F05011-11	Washer, 1/4" SAE Flat		4
4	F05011-37	Washer, 1/4" Exterior Star Lock		2
5	F05010-129	Nut, 1/4-20 Heavy Duty Hex Jam		2
6	053346	Decal, DCS Control Front		1
7	050528	Switch Operator, 40mm Red E-Stop ZB4		1
8	025161	Switch Body, 1NC 22mm ZB4		1
9	053420	Key Switch, DCS		1
10	053290	Switch Assembly, DCS Potentiometer		1
11	P06257	Knob, Speed Control		1
12	F05007-27	Bolt, 3/8-16 x 3/4" Hex Head		1
13	F05011-3	Washer, 3/8" SAE Flat		1
14	F05010-19	Nut, 3/8-16 Self-Locking Hex		1

6 Control & Battery Boxes

Control Assembly (AC DCS)

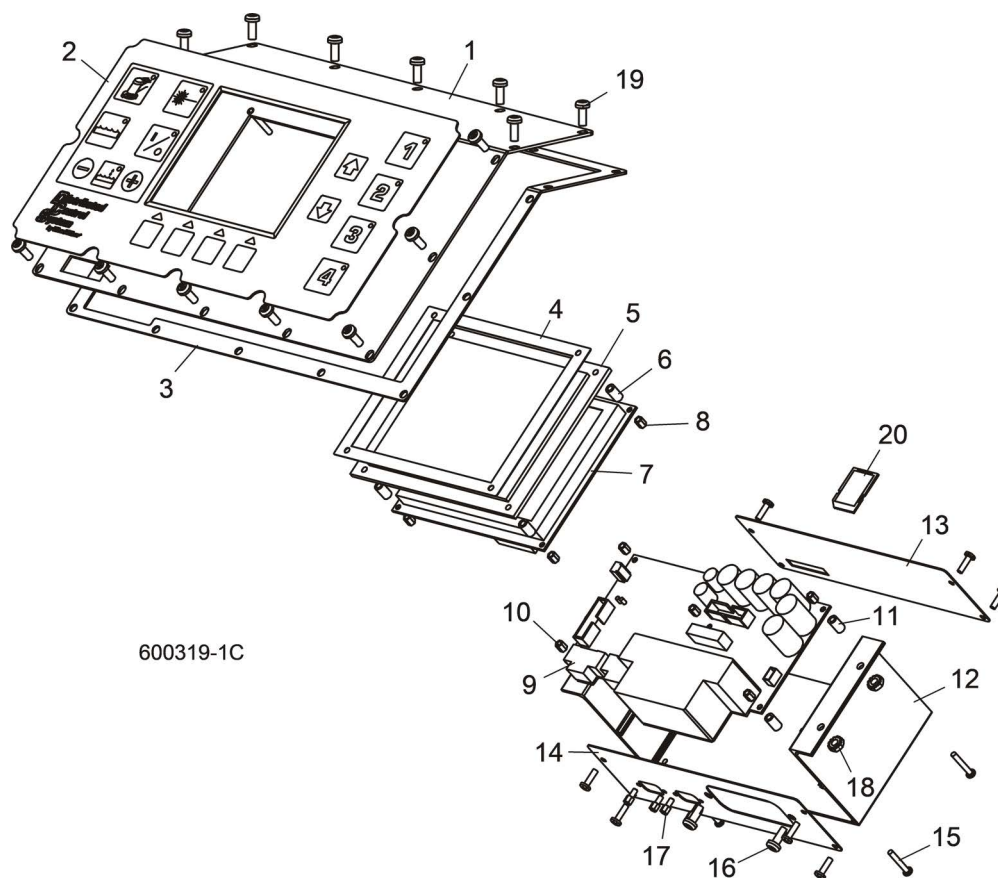
REF	PART #	DESCRIPTION	COMMENTS	QTY.
15	015673	Plug, AS125 Oil Tight Painted		1
16	015401	Hour Meter, Rectangular Mount w/Gasket		1
17	F05004-93	Screw, #6-32 x 3/4" Socket Button Head Stainless		2
18	F05010-59	Nut, #6-32 Hex Self-Locking		2
19	053304	Joystick, DCS Control		2
20	061194	Button, Joystick Press		3
21	061195	Button, Joystick Scroll		1
	053295	Harness Assembly, DCS HMI Control		1
22	069594	Cable Assembly, CANBus HMI Receptacle		1
23		Control Panel Parts (See Section 6.4)		
24	053452	Gasket, DCS Operator Box Bottom		2
25	053338	Plate, DCS Joystick Access		2
26	F05015-17	Bolt, #10-24 x 1/2" Phillips Pan Head Type 23		8
	006036	Cable Kit, Accuset 2 Comm Replacement		1
27	052922	Cable Assembly, 37-Foot Communication	Available in assemblies only.	1
	F05089-3	Wire Tie, 3/16" x 6" UV Black		25
28	025903	PIN, DCS CONTROL LOCKING		1

6.3 Control Box Stand & Travel Brackets



REF	PART #	DESCRIPTION	COMMENTS	QTY.
1	025682	STAND WELDMENT, DCS REMOTE		1
2	025874	BRACKET WELDMENT, DCS STAND TRAVEL		1
3	025903	PIN, DCS CONTROL LOCKING		1
4	017848	PLATE, HYDRAULIC ACCESS COVER		1
5	F05007-113	BOLT, 3/8-16 X 5" CARRIAGE HEAD		4
6	F05011-3	WASHER, 3/8" SAE FLAT		4
7	F05010-10	NUT, 3/8-16 HEX NYLON LOCK		4
8	025873	BRACKET WELDMENT, DCS CONTROL TRAVEL		1
9	065167	BUSHING, 13/32" X 1" X 3 1/2" UHMW		2

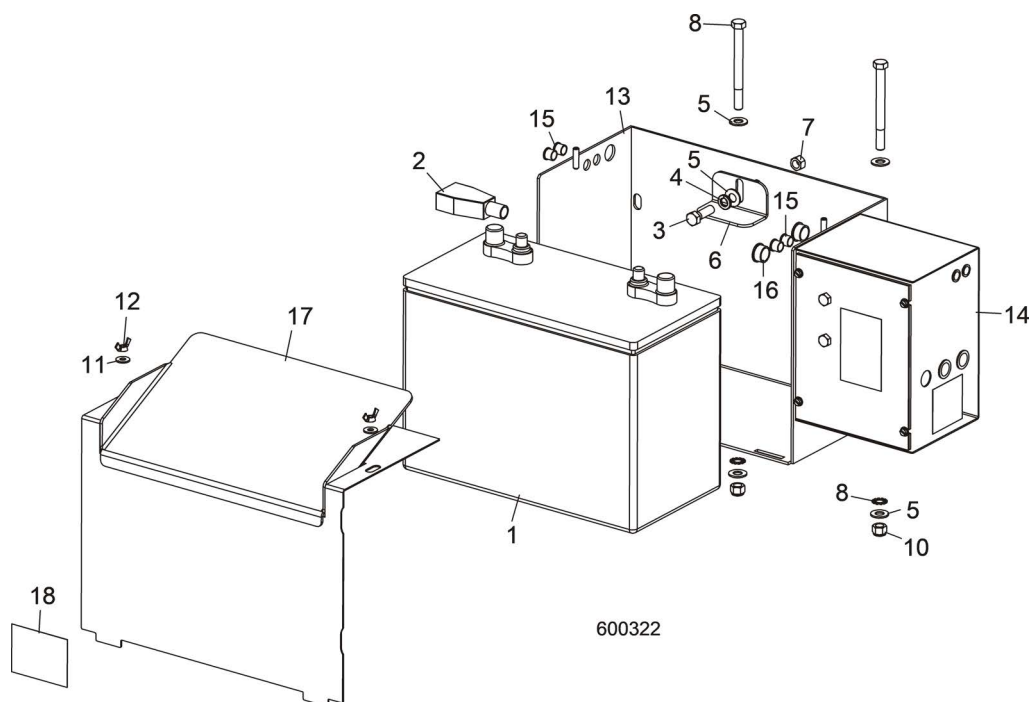
6.4 Front Panel Assembly (DCS)



REF	PART #	DESCRIPTION	COMMENTS	QTY.
	053415	PANEL ASSEMBLY, DCS CONTROL FRONT		1
	069522	Panel Assembly, No LCD or PCB DCS Front		1
	110015	Panel Assembly, DCS Front w/ Gasket & Membrane		1
1	053450	Panel, DCS Front w/Studs		1
2	057836	Switch, DCS Front Membrane		1
3	069393	Gasket, DCS Front Panel		1
4	053345	Gasket, DCS Display Window		2
	069454	Window Assembly, DCS HMI LCD Heated		1
5	053288	Window, DCS Display	Available in assemblies only.	1
6	053293	Spacer, Female Threaded 6-32 x 7/16		4
	062565	Decal, DCS Operator Control Warnings		1
7	053329	Display, DCS HMI		1
8	024863	Spacer, 1/4" Hex Tapped		4
	053413	PCB Module Assembly, DCS HMI		1
9	053196	PCB Assembly, DCS HMI		1
10	024863	Spacer, 1/4" Hex Tapped		4
11	053293	Spacer, Female Threaded 6-32 x 7/16		4
12	053287	Bracket, DCS HMI Mounting		1
13	059867	Plate, DCS HMI End		1
14	059866	Plate, DCS HMI Connector End		1

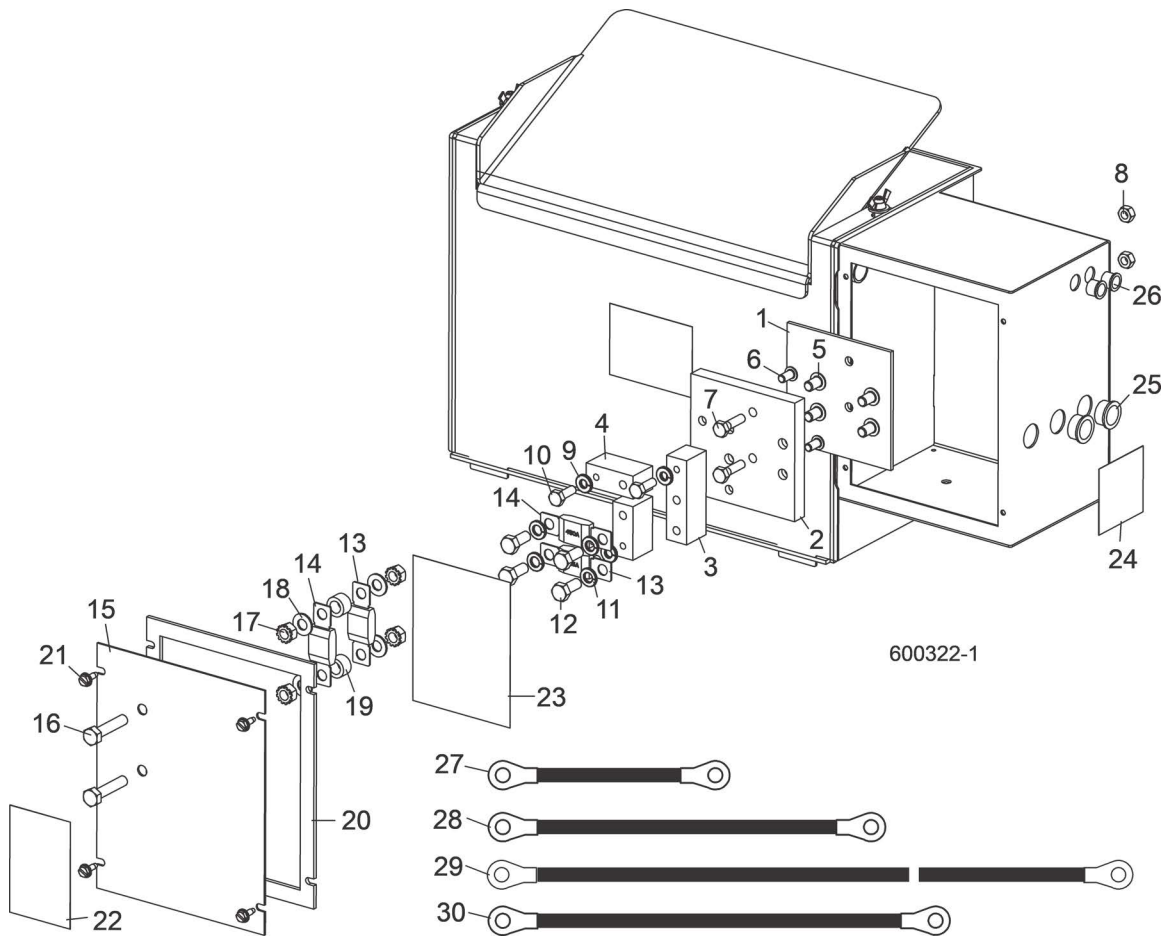
REF	PART #	DESCRIPTION	COMMENTS	QTY.
15	024865	Screw, 6-32 x 7/8" Phil Rnd Nylon		5
16	F05015-17	Bolt, #10-24 x 1/2" Ph Pan Hd, Type 23		2
17	052984	Jack Screw, 4-40 Male/Female		4
18	F05010-14	Nut, #10-24 Keps		4
	053437	Cable Assembly, DCS Display		1
	053019	Decal, Software Revision		1
19	F05015-17	SCREW, #10-24 X 1/2" PHILLIPS PAN HEAD TYPE 23		16
20	069551	SD CARD, 2GB MAXIMUM (DCS SOFTWARE UPDATE)		1

6.5 Battery Box Assembly (DC Only)



REF	PART #	DESCRIPTION	COMMENTS	QTY.
1	025841	BATTERY, 12 VOLT 8A31DTM AGM		1
	025895	BOX ASSEMBLY, LT70 DCS BATTERY		1
2	P11946	Boot, Battery Terminal Red		1
3	F05007-2	Bolt, 3/8-16 x 1 1/4" Hex Head		1
4	F05011-4	Washer, 3/8" Split Lock		1
5	F05011-3	Washer, 3/8" SAE Flat		5
6	017725	Bracket, Battery Hold-Down		1
7	F05010-25	Nut, 3/8-16 Hex Lock		1
8	F05007-4	Bolt, 3/8-16 x 4" Hex Head		2
9	F05011-36	Washer, 3/8" External Star Lock		2
10	F05010-10	Nut, 3/8" Hex Nylon Lock		2
11	F05011-11	Washer, 1/4" SAE Flat		2
12	F05010-13	Nut, 1/4-20 Wing		2
13	006853	Box Weldment, Battery		1
14		Fuse Box Parts (See Section 6.6)		
15	053453	Grommet, 3/8" ID Nylon		4
16	053455	Grommet, 5/8" ID Nylon		2
17	033976	LID WELDMENT, BATTERY BOX		1
18	014774	DECAL, BATTERY BOX LID CAUTION		1

6.6 Fuse Box Assembly (DC Only)

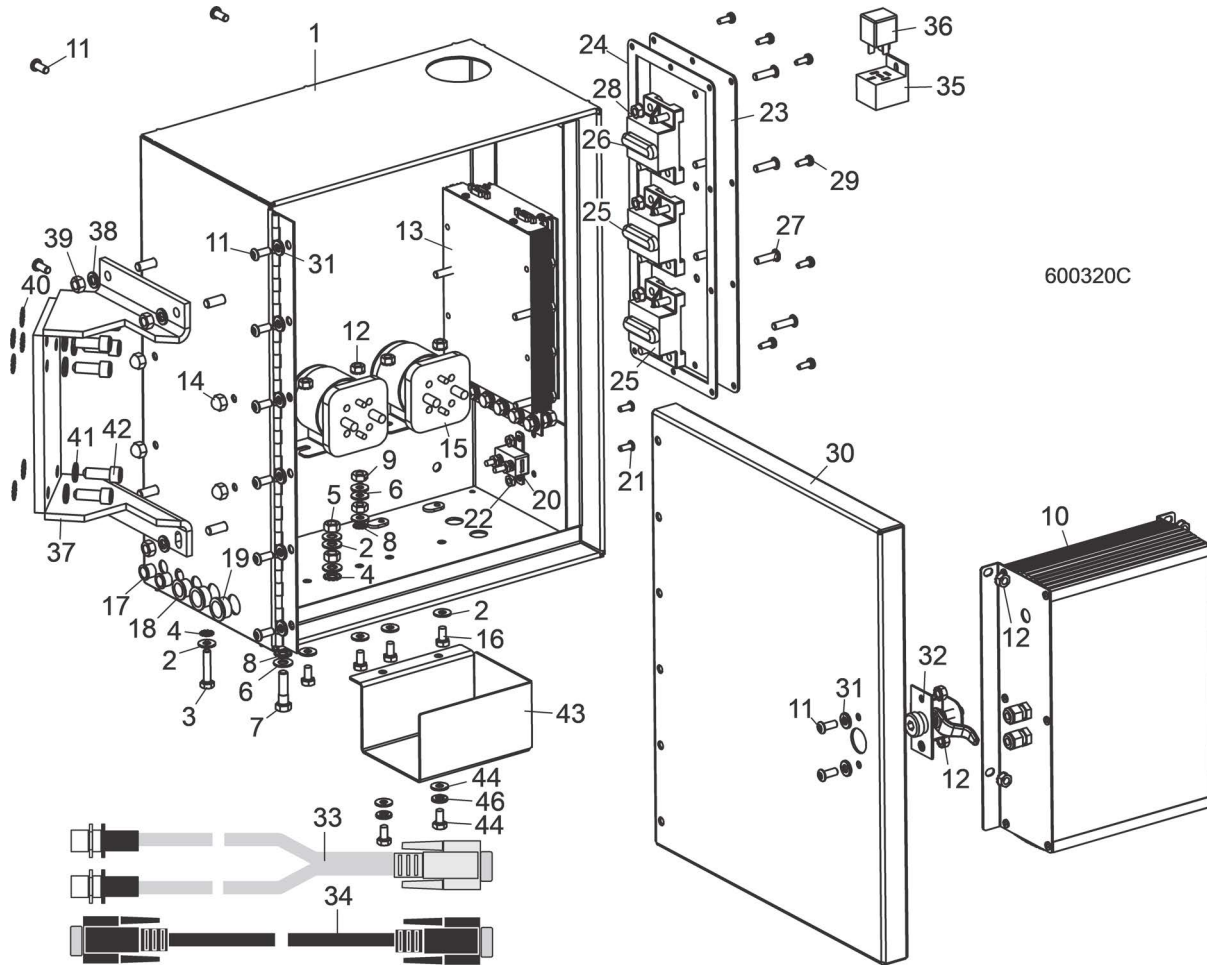


REF	PART #	DESCRIPTION	COMMENTS	QTY.
	006795	BLOCK ASSEMBLY, DOUBLE FUSE		1
1	056999	Plate, Fuse Block Insulator		1
2	056997	Block, Fuse Mount	Available in assemblies only.	1
3	056996	Block, 3/4" Upper Fuse		1
4	056998	Block, 3/4" Lower Fuse		2
5	F05006-20	Screw, 5/16-18 x 1/2" Socket Button Head		4
6	F05005-59	Screw, 1/4-20 x 1/2" Socket Button Head		2
7	F05005-101	Bolt, 1/4-20 x 1" Hex Head Grade 5		2
8	F05010-21	Nut, 1/4-20 Hex Lock		2
9	F05011-14	Washer, 1/4" Split Lock		3
10	F05005-123	Bolt, 1/4-20 x 3/4" Hex Head Grade 5		3
11	F05011-13	Washer, 5/16" Split Lock		4
12	F05006-102	Bolt, 5/16-18 x 3/4" Hex Head Grade 5		4
13	053339	FUSE, 225A 32V MEGA		2
14	053340	FUSE, 450A 32V MEGA		2
	025897	COVER ASSEMBLY, DCS FUSE BOX		1
15	007822	Cover, DCS Fuse Box		1
16	F05006-2	Bolt, 5/16-18 x 1 1/2" Hex Head Full Thread		2
17	F05010-20	Nut, 5/16-18 Hex Self-Locking		4
18	F05011-17	Washer, 5/16" SAE Flat		4

6 Control & Battery Boxes
Fuse Box Assembly (DC Only)

REF	PART #	DESCRIPTION	COMMENTS	QTY.
19	055323	Spacer, .39" x .625" x .39"		2
20	025898	Gasket, DCS Fuse Box Cover		1
21	F05015-7	SCREW, #10-24 X 1/2" SELF-TAPPING		4
22	P10364	DECAL, 12 VOLT WARNING		1
23	006868	DECAL, 225/450A MEGA FUSE ID		1
24	P12960	DECAL, HYDRAULIC CONTACT CAUTION		1
25	053455	GROMMET, 5/8" ID NYLON		2
26	053453	GROMMET, 3/8" ID NYLON		2
27	036305	CABLE ASSEMBLY, 1 GA X 6 1/2" FUSE TO SOLENOID		1
28	036307	CABLE ASSEMBLY, 1 GA X 14" SOLENOID TO POSITIVE CONTACT		1
29	036306	CABLE ASSEMBLY, 1 GA X 26" BATT. NEGATIVE TO GROUND CONTACT		1
30	036309	CABLE ASSEMBLY, 1 GA X 16" 225A FUSE TO BATTERY POSITIVE		1

6.7 Remote Power Box Assembly (DC)

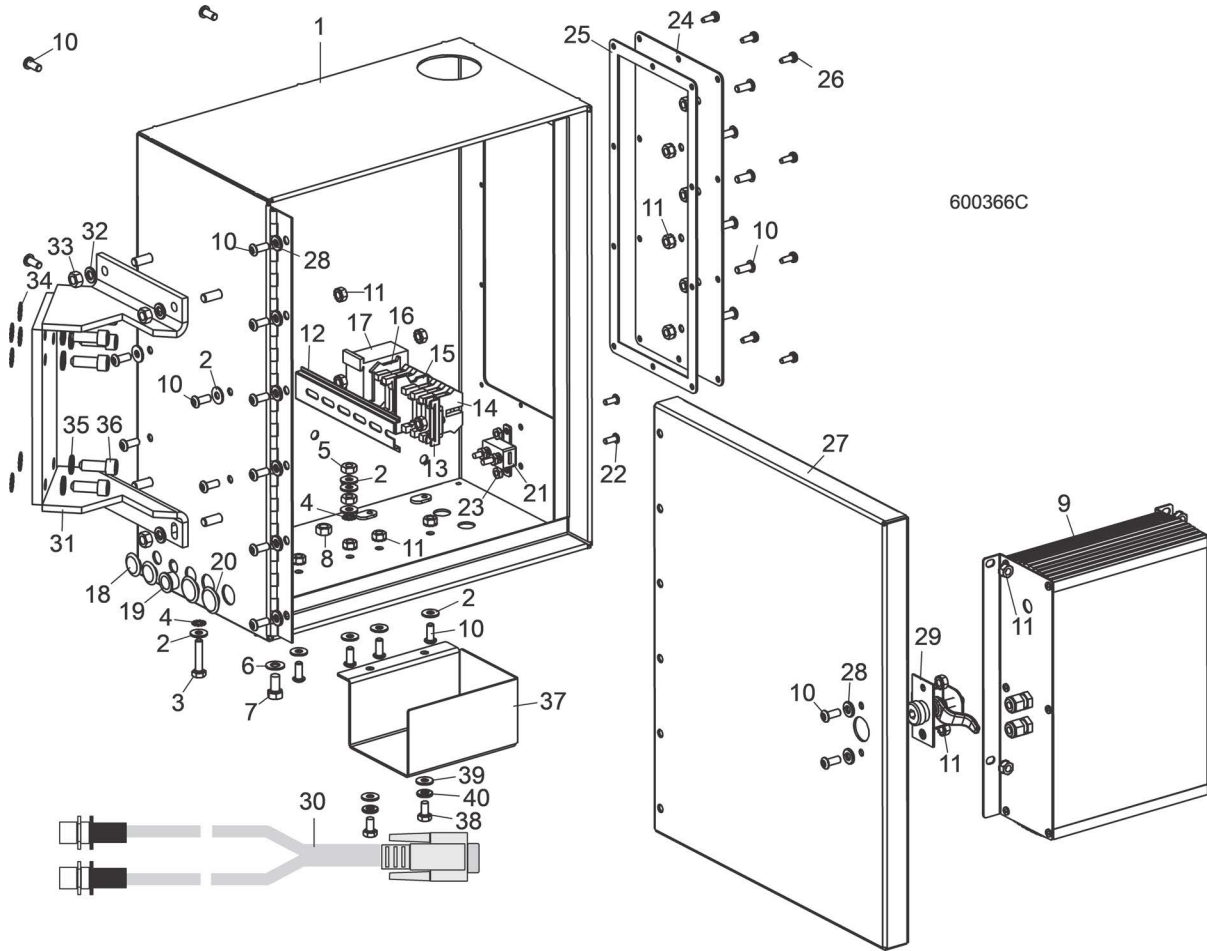


REF	PART #	DESCRIPTION	COMMENTS	QTY.
	069394	CONTROL ASSEMBLY, LT70R D55 DCS DISTRIBUTION		1
	069394-W	CONTROL ASSEMBLY, LT70R D55 DCS WIDE DISTRIBUTION (WIDE ONLY)		1
	053448	Box Assembly, D55 Remote Power DCS		1
1	006817	Box Weldment, Remote Power DCS		1
2	F05011-11	Washer, 1/4" SAE Flat		8
3	F05005-3	Bolt, 1/4-20 x 1 1/4" Hex Head Full Thread		1
4	F05011-37	Washer, 1/4" Exterior Star Lock		2
5	F05010-129	Nut, 1/4-20 Heavy Duty Hex Jam		2
6	F05011-17	Washer, 5/16" SAE Flat		4
7	F05006-18	Bolt, 5/16-18 x 1 1/4" Hex Head Full Thread		1
8	F05011-33	Washer, 5/16" Exterior Star Lock		2
9	F05010-17	Washer, 5/16-18 Hex		2
10	053438	Module Assembly, DCS Engine Control		1
11	F05005-128	Screw, 1/4-20 x 5/8" Button Socket Head		12
12	F05010-9	Nut, 1/4-20 Hex Self-Locking		10

REF	PART #	DESCRIPTION	COMMENTS	QTY.
13	057821HS-FR	Motor Control Kit, High Speed Field Replacement	Field Replacement Kit 057821HS-FR replaces assembly 057821HS supplied prior to 5/11. Kit includes diode PCB to provide transient voltage spike prevention.	1
	069556	PCB Assembly, Transient Voltage Suppression		1
14	F05010-204	Nut, 1/4-20 18-8 Stainless Acorn		4
15	016371	Solenoid Kit, 200A 12V SPST Hydraulic Motor		2
	015470	Solenoid, 200A 12V SPST Cont. Duty	Available in assemblies only.	1
	015426	Diode Assembly, Solenoid Coil Chassis Gnd		1
16	F05005-15	Bolt, 1/4-20 x 1/2" Hex Head		4
17	053453	Grommet, 3/8" ID Nylon		2
18	053454	Grommet, 1/2" ID Nylon		1
19	053455	Grommet, 5/8" ID Nylon		2
20	053464	Breaker, 10A Manual Reset		1
21	F05004-196	Screw, #10-24 x 1/2" Button Socket Head Stainless		2
22	F05010-14	Nut, #10-24 Hex Self-Locking		2
	053444	Panel Assembly, DCS Distribution Box Breaker		1
23	062305	Plate, DCS Distribution Breaker		1
24	053445	Gasket, DCS Distribution Breaker Plate		1
25	053440	Breaker, 60A Hi-Amp Surface Mount		2
26	053441	Breaker, 80A Hi-Amp Surface Mount		1
27	F05005-169	Bolt, 1/4-20 x 7/8" Button Socket Head Stainless		6
28	F05010-9	Nut, 1/4-20 Hex Self-Locking		6
29	F05015-17	Bolt, #10-24 x 1/2" Phillips Pan Head Type 23		10
	F05089-10	Cap, #9500 .172" x 3/16" IL Black Vinly		10
30	053461	Door Weldment, DCS Power Box		1
31	F05011-14	Washer, 1/4" Split Lock		8
32	P20048	Latch, Box Door		1
33	053696	Cable Assembly, Dual M12 to D-Sub		1
34	053462	Cable, Black DB9 Male/Male, 2.5 ft		1
	024555-1	Fuseholder 'Assembly, 10A ATC 5/16" Ring 1/4" Qk	Added after 9/12/2011. Required when ordering the replacement yellow trolley cable (069447) now modified to include 1/4" quick male terminal on its blue wire. See Form #1765 DCS Fuse Upgrade Kit for installation instructions.	1
	024150-10	Fuse, 10A ATO Blade Red		1
	069376	Relay Assembly, Yanmar D55T3 Throttle		1
35	069527	Socket Assembly, Yanmar D55T3 Throttle Relay		1
36	051335	Relay, ISO 12V Coil w/Diode		1

REF	PART #	DESCRIPTION	COMMENTS	QTY.
	052164-D55T3	Fuseholder, Yanmar D55T3 Eng Feed Replacement		1
	024150-10	Fuse, 10A ATO Red Blade		1
	069395	Harness, LT70R D55T3 DCS Upper		1
	069395-W	Harness, LT70R D55T3 DCS Wide Upper (Wide Sawhead Only)		1
	069687	Cable Assembly, DCS Festoon Splitter	Added Rev. B5.00.	1
37	015184	BRACKET WELDMENT, REMOTE POWER BOX MOUNTING		1
38	F05011-13	WASHER, 5/16" SPLIT LOCK		4
39	F05010-17	NUT, 5/16-18 HEX		4
40	F05011-36	WASHER, 3/8" EXTERIOR STAR LOCK		6
41	F05011-4	WASHER, 3/8" SPLIT LOCK		6
42	F05007-52	BOLT, 3/8-16 X 1" SOCKET HEAD		6
	025915	COVER ASSEMBLY, DCS DISTRIBUTION BOX LOWER		1
43	025914	Cover, DCS Distribution Box Lower		1
44	F05005-15	Bolt, 1/4-20 x 1/2" Hex Head		2
45	F05011-11	Washer, 1/4" SAE Flat		2
46	F05011-14	Washer, 1/4" Split Lock		2

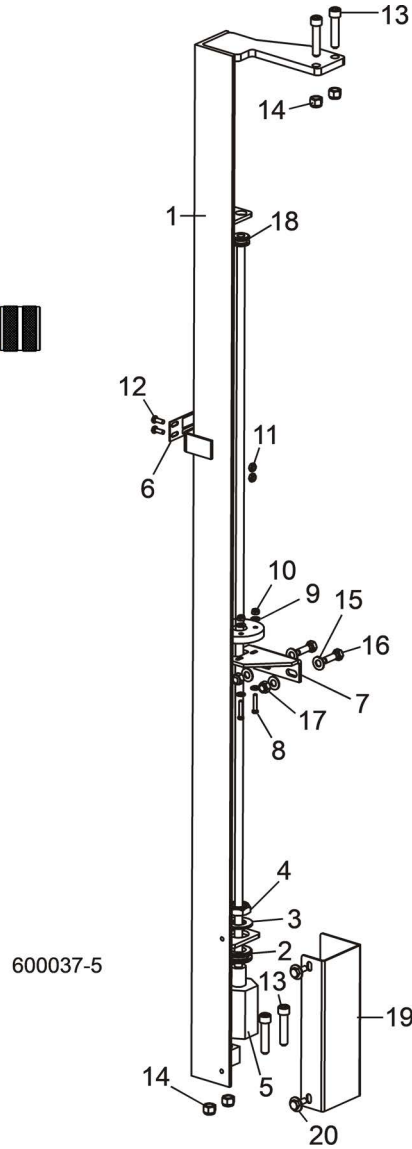
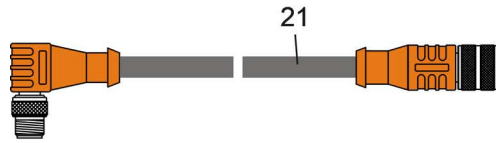
6.8 Remote Power Box Assembly (AC)



REF	PART #	DESCRIPTION	COMMENTS	QTY.
	069607	CONTROL ASSEMBLY, LT70 ELECTRIC DCS DISTRIBUTION	Replaced 069606 Control Assembly including 069597 LT70AC DCS Upper Harness (5/15).	1
	053448-AC	Box Assembly, AC Remote Power DCS		1
1	006817	Box Weldment, Remote Power DCS		1
2	F05011-11	Washer, 1/4" SAE Flat		10
3	F05005-3	Bolt, 1/4-20 x 1 1/4" Hex Head Full Thread		1
4	F05011-37	Washer, 1/4" Exterior Star Lock		2
5	F05010-129	Nut, 1/4-20 Heavy Duty Hex Jam		2
6	F05011-17	Washer, 5/16" SAE Flat		1
7	F05006-53	Bolt, 5/16-18 x 5/8" Hex Head		1
8	F05010-17	Washer, 5/16-18 Hex		1
9	053438-AC	Module Assembly, DCS Engine Control		1
10	F05005-128	Screw, 1/4-20 x 5/8" Button Socket Head		26
11	F05010-9	Nut, 1/4-20 Hex Self-Locking		18
12	024474-6	DIN Rail, 35mm x 7.5mm x 6" Steel		1
13	E22707	Clamp, Plastic DIN Rail		2
14	024893	Terminal Block, 1-Tier Phoenix		5
15	050936	Divider, Phoenix Terminal Block		1
16	050935	End Cap, Phoenix Terminal Block		1

REF	PART #	DESCRIPTION	COMMENTS	QTY.
17	053590	Relay, 12VDC 2NO Control		1
18	019613	Plug, 1/2" Hole		2
19	053454	Grommet, 1/2" ID Nylon		1
20	069598	Plug, 3/4" Hole		2
21	053464	Breaker, 10A Manual Reset		1
22	F05004-196	Screw, #10-24 x 1/2" Button Socket Head Stainless		2
23	F05010-14	Nut, #10-24 Hex Self-Locking		2
24	062305	Plate, DCS Distribution Breaker Panel		1
25	053445	Gasket, DCS Distribution Breaker Panel		1
26	F05015-17	Screw, #10-24 x 1/2" Phillips Pan Head Type 23		10
27	053461	Door Weldment, DCS Power Box		1
28	F05011-14	Washer, 1/4" Split Lock		8
29	P20048	Latch, Box Door		1
30	053696	Cable Assembly, Dual M12 to D-Sub		1
	024555	Fuseholder, Inline 3-20A ATC w/Cover		1
	024150-10	Fuse, 10A ATO Red Blade		1
	069605	Harness, LT70 Remote DCS Upper		1
	069687-AC	Cable Assembly, DCS Festoon Splitter	Added Rev. B5.00.	1
31	015184	BRACKET WELDMENT, REMOTE POWER BOX MOUNTING		1
32	F05011-13	WASHER, 5/16" SPLIT LOCK		4
33	F05010-17	NUT, 5/16-18 HEX		4
34	F05011-36	WASHER, 3/8" EXTERIOR STAR LOCK		6
35	F05011-4	WASHER, 3/8" SPLIT LOCK		6
36	F05007-52	BOLT, 3/8-16 X 1" SOCKET HEAD		6
	025915	COVER ASSEMBLY, DCS DISTRIBUTION BOX LOWER		1
37	025914	Cover, DCS Distribution Box Lower		1
38	F05005-15	Bolt, 1/4-20 x 1/2" Hex Head		2
39	F05011-11	Washer, 1/4" SAE Flat		2
40	F05011-14	Washer, 1/4" Split Lock		2

6.9 Transducer Assembly & Cable (DCS)

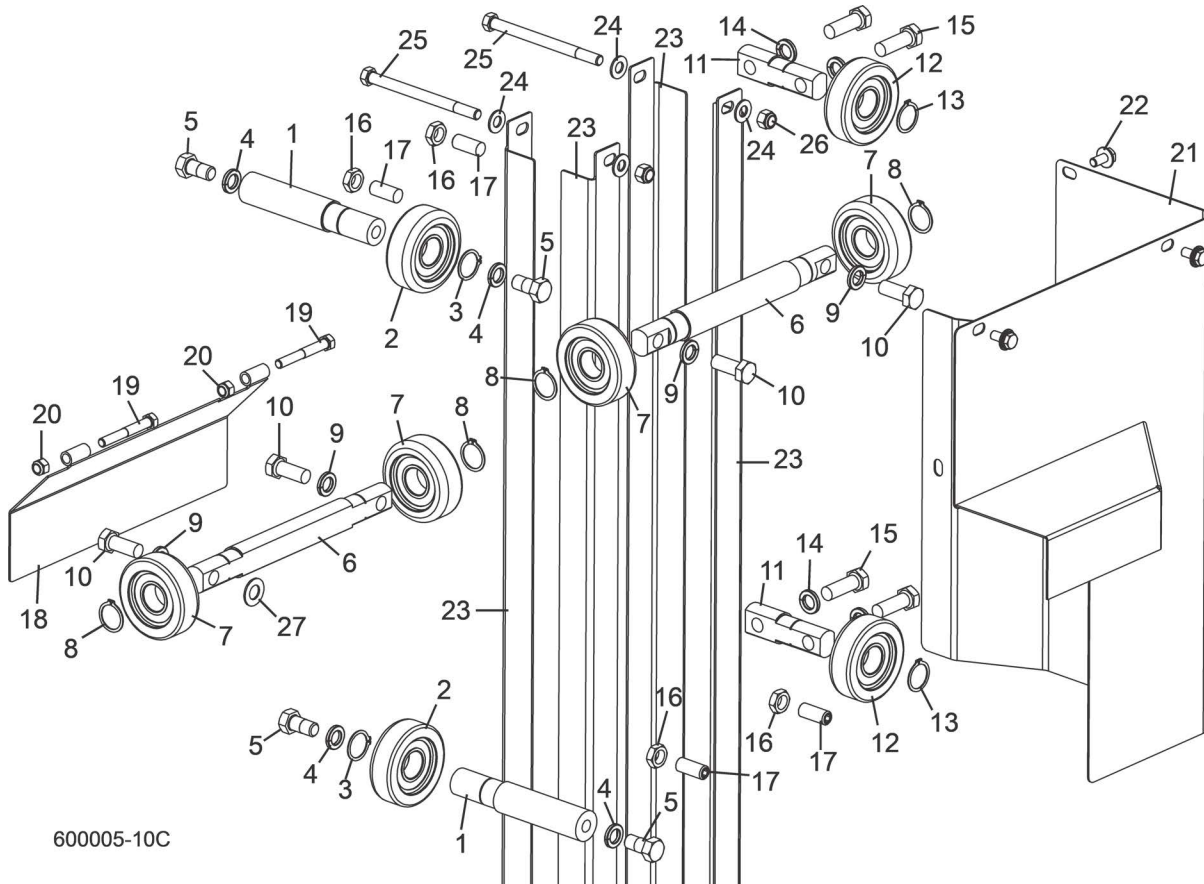


REF	PART #	DESCRIPTION	COMMENTS	QTY.
	034242	TRANSDUCER ASSEMBLY, LT60/70 ACCUSET	Available in assemblies only.	1
1	034239	Mount Weldment, Transducer		1
2	025247	Grommet, 3/4" ID Rubber		1
3	025250	Washer, 3/4" ID Nylon		1
4	F05010-171	Nut, 3/4-16 Hex Nylon Lock Jam		1
5	038659	Sensor, Balluff Transducer Style Z		1
	038658	Magnet, Balluff Transducer		1
6	017778	Pointer, Scale Height		1
7	033940	Plate, Transducer Ring Mount		1
8	F05004-182	Screw, #8-32 x 7/8" Hex Head Stainless Steel		2
9	F05011-41	Washer, #8 SAE Flat		4
10	F05010-169	Nut, #8-32 Hex Nylon Lock		2
11	F05010-160	Nut, #10-24 Hex Nylon Lock		2
12	F05004-27	Screw, #10-24 x 1/2" Hex Head Stainless Steel		2
13	F05007-191	Bolt, 3/8-16 x 1 3/4" Socket Head Stainless Steel		4

REF	PART #	DESCRIPTION	COMMENTS	QTY.
14	F05010-10	Nut, 3/8-16 Hex Nylon Lock		4
15	F05011-17	Washer, 5/16" SAE Flat		2
16	F05006-1	Bolt, 5/16-18 x 1" Hex Head		2
17	F05010-58	Nut, 5/16-18 Hex Nylon Lock		2
18	025248	Grommet, 3/8" ID Rubber		1
	003185	Cover Kit, Lower Accuset Sensor		1
19	038985	Cover, LT70 Lower Accuset Sensor		1
20	F05005-134	Bolt, 1/4-20 x 3/4" Hex w/Conical Washer Head		2
	014548	Edging, 3/8" x 1/2" Black Rubber		.354 ft.
	003184-1291	Instruction Sheet, Lower Accuset Sensor Cover Retrofit		1
	006029	CABLE KIT, ACCUSET 2 TRANSDUCER REPLACEMENT		1
21	052920	Cable Assembly, Accuset 2 Transducer	Available in assemblies only.	1
	F05089-5	Wire Tie, 5/16" x 15" UV Black		3

SECTION 7 UP/DOWN SYSTEM

7.1 Up/Down Rollers & Covers

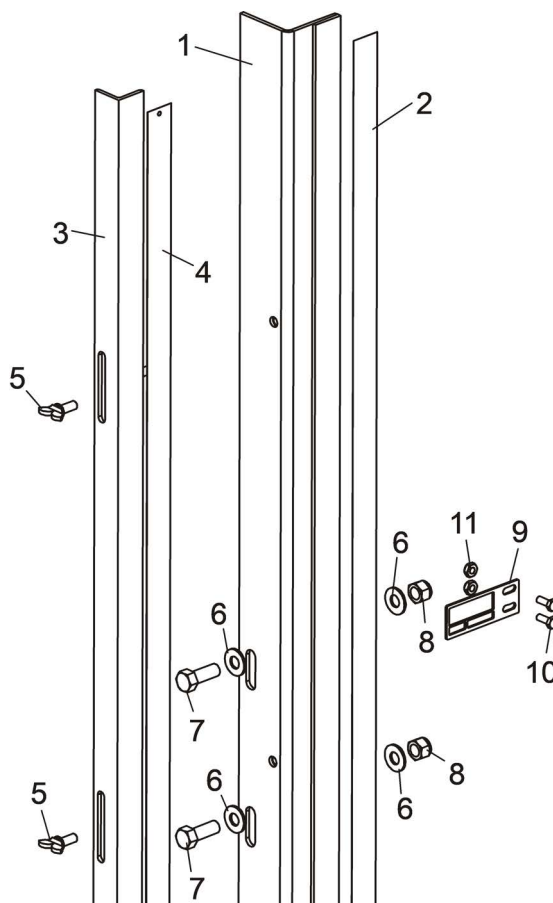


600005-10C

REF	PART #	DESCRIPTION	COMMENTS	QTY.
	034339	ROLLER ASSEMBLY, INSIDE UP/DOWN		2
1	033855	Shaft, Inside Up/Down Roller		1
2	023857	Bearing, MG305DDA		1
3	F04254-15	Ring, 1" Outside Retaining		1
4	F05011-9	Washer, 1/2" Split Lock		2
5	F05008-50	Bolt, 1/2-13 x 1" Hex Head Grade 2		2
	034337	ROLLER ASSEMBLY, LONG UP/DOWN		2
6	033853	Shaft, Long Up/Down Roller		1
7	023857	Bearing, MG305DDA		2
8	F04254-15	Ring, 1" Outside Retaining		2
9	F05011-9	Washer, 1/2" Split Lock		2
10	F05008-37	Bolt, 1/2-13 x 1 1/4" Hex Head Grade 5		2
	034338	ROLLER ASSEMBLY, SHORT UP/DOWN		2
11	033854	Shaft, Short Up/Down Roller		1
12	023857	Bearing, MG305DDA		1
13	F04254-15	Ring, 1" Outside Retaining		1
14	F05011-9	Washer, 1/2" Split Lock		2
15	F05008-33	Bolt, 1/2-13 x 1 1/2" Hex Head Grade 5		2
16	F05010-31	NUT, 1/2-13 HEX JAM		4

REF	PART #	DESCRIPTION	COMMENTS	QTY.
17	F05008-18	SCREW, 1/2-13 X 1 1/4" BRASS TIP SET		4
18	034277	COVER WELDMENT, LOWER UP/DOWN ROLLER		1
19	F05006-80	BOLT, 5/16-18 X 2 1/2" HEX HEAD GRADE 5		2
20	F05010-58	NUT, 5/16-18 NYLON LOCK		2
21	036182	COVER WELDMENT, UP/DOWN DRIVE (D51/D55/D62)		1
	036184	COVER WELDMENT, UP/DOWN DRIVE (E25/E30)		1
22	F05006-101	BOLT, 5/16-18 X 3/4" HEX WASHER HEAD		4
23	033827	ANGLE, MAST TUBE STAINLESS		4
24	F05011-3	WASHER, 3/8" SAE FLAT		8
25	F05007-5	BOLT, 3/8-16 X 5" HEX HEAD		4
26	F05010-10	NUT, 3/8-16 NYLON LOCK		4
27	074563	WASHER, .53 X 1.00 X .06		1

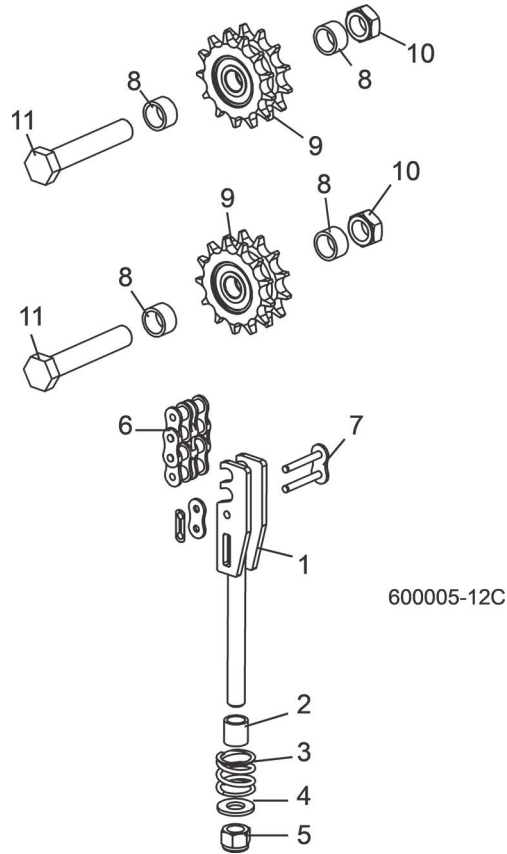
7.2 Blade Height & Quarter Scales



600123-2

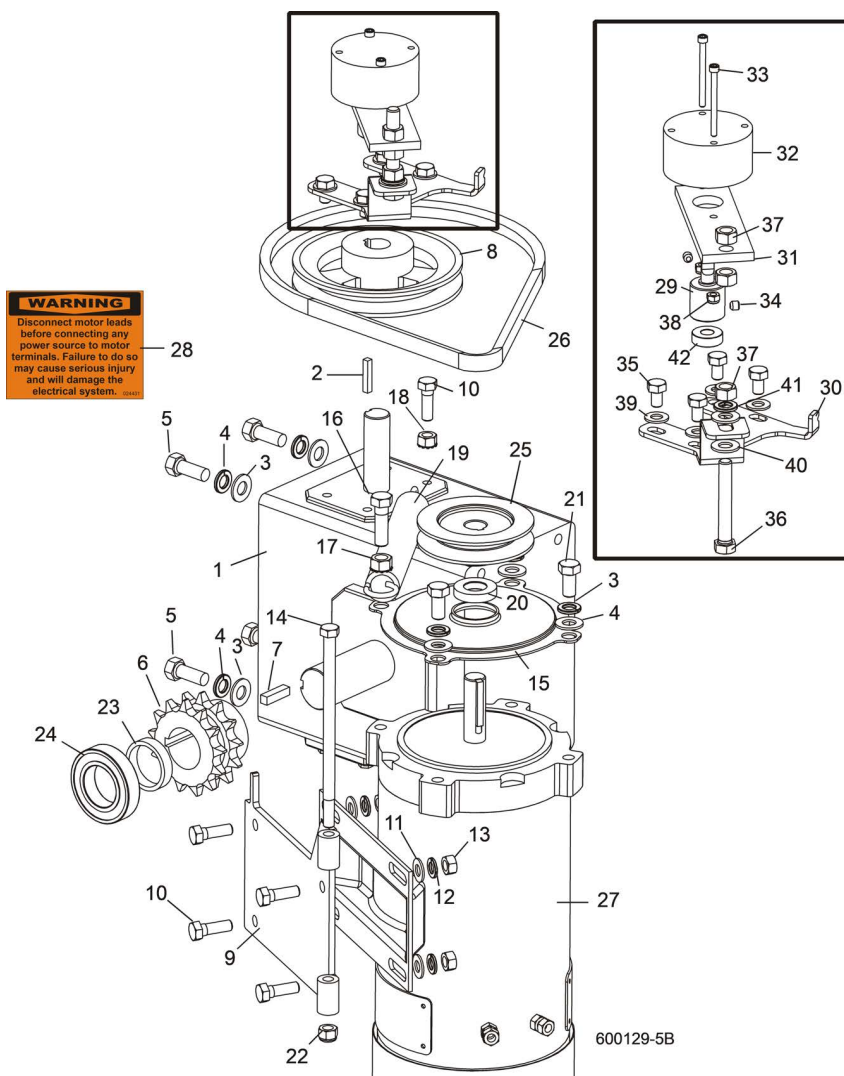
REF	PART #	DESCRIPTION	COMMENTS	QTY.
	034372	SCALE ASSEMBLY, LT70		1
1	034370	Angle Weldment, Scale Mount		1
2	S11773	Decal, Movable Inch Scale		1
	034371	Scale Assembly, LT60/70 Quarter		1
3	034369	Angle, Quarter Scale Mount		1
4	P12819	Decal, Movable Grade Quarter Scale	Grade Quarter Scale Decal P12819 provided with sawmill. Standard Quarter Scale Decal S11774 available separately. Order Angle Mount 034369 and Standard Quarter Scale Decal S11774.	1
5	F05005-64	Screw, 1/4-20 x 5/8" Wing		2
6	F05011-3	Washer, 3/8" SAE Flat		4
7	F05007-7	Bolt, 3/8-16 x 1" Hex Head		2
8	F05010-10	Nut, 3/8-16 Hex Nylon Lock		2
9	017778	INDICATOR, BLADE HEIGHT		1
10	F05004-27	SCREW, #10-24 X 1/2" HEX HEAD STAINLESS STEEL		2
11	F05010-160	NUT, #10-24 SELF-LOCKING HEX		2

7.3 Up/Down Chain & Sprockets



REF	PART #	DESCRIPTION	COMMENTS	QTY.
	034238	TENSIONER ASSEMBLY, LT70 UP/DOWN CHAIN		1
1	034236	Tensioner Weldment, Up/Down Chain		1
2	016515	Spacer, Up/Down Chain Tensioner		1
3	016516	Spring, 1" OD x 1" Long x .125 Wire Compression		1
4	F05011-2	Washer, 1/2" SAE Flat		1
5	F05010-8	Nut, 1/2-13 Nylon Lock		1
6	036197	CHAIN, LT70 UP/DOWN #50-2 X 73 1/8"		1
7	015258	LINK, #50-2 MASTER		2
8	016018	SPACER, #50-2 IDLER		4
9	016019	SPROCKET ASSEMBLY, #50-2 UP/DOWN IDLER		2
10	F05010-96	NUT, 5/8-11 HEX NYLON LOCK JAM		2
11	F05009-93	BOLT, 5/8-11 X 3 1/2" HEX HEAD GRADE 5		2

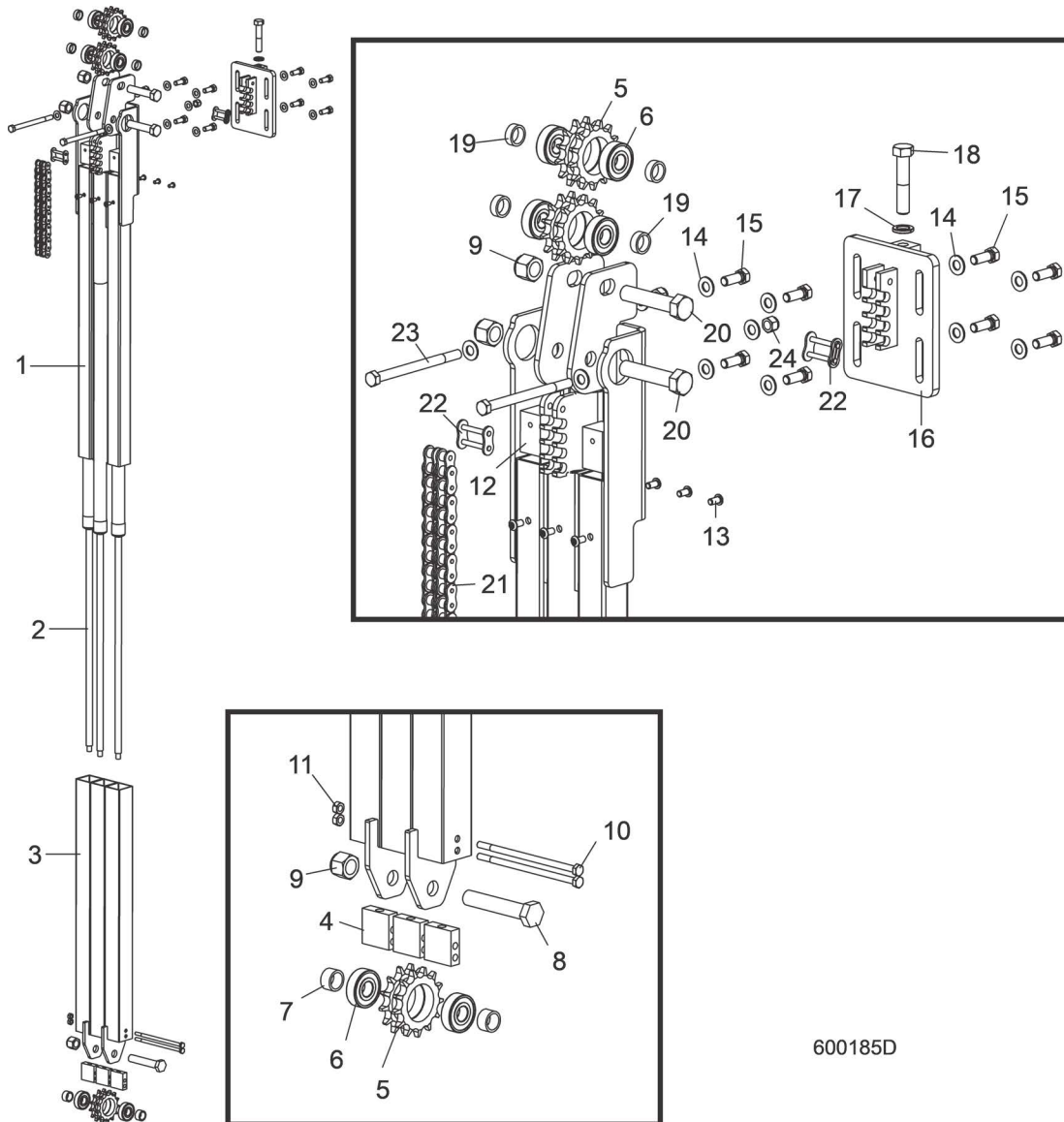
7.4 Up/Down Drive Assembly



REF	PART #	DESCRIPTION	COMMENTS	QTY.
1	034908	GEAR BOX, B226-60-2-1L		1
2	S31027	KEY, 3/16" SQUARE X 1" LONG		1
3	F05011-3	WASHER, 3/8" SAE FLAT		7
4	F05011-4	WASHER, 3/8" SPLIT LOCK		7
5	F05007-7	BOLT, 3/8-16 X 1" HEX HEAD		4
6	036008	SPROCKET, DOUBLE 50-13 X 1 1/4"		1
7	S21486	KEY, 1/4" SQUARE X 1" LONG		1
8	015256	PULLEY, AK51 X 3/4" BORE		1
9	015198	BRACKET WELDMENT, UP/DOWN MOTOR MOUNT		1
10	F05006-1	BOLT, 5/16-18 X 1" HEX HEAD		5
11	F05011-17	WASHER, 5/16" SAE FLAT		4
12	F05011-13	WASHER, 5/16" SPLIT LOCK		4
13	F05010-17	NUT, 5/16-18 HEX		4
14	F05006-73	BOLT, 5/16-18 X 6" HEX HEAD GRADE 5		1
15	034475	COVER, UP/DOWN MOTOR		1
16	F05007-123	BOLT, 3/8-16 X 1 1/4" HEX HEAD GRADE 5		1

REF	PART #	DESCRIPTION	COMMENTS	QTY.
17	F05010-19	NUT, 3/8-16 HEX SELF-LOCKING		1
18	F05010-20	NUT, 5/16-18 HEX SELF-LOCKING		1
19	019303	SPRING, 1" OD X 7" LONG X .148 WIRE EXTENSION		1
20	034501	SEAL, CR6315		1
21	F05007-27	BOLT, 3/8-16 X 3/4" HEX HEAD		3
22	F05010-58	NUT, 5/16-18 NYLON LOCK		1
23	036016	SPACER, UP/DOWN SPROCKET		1
24	036007	BEARING, R20-2RS		1
25	036179	PULLEY, AK20 X 5/8" BORE (ALL AC)		1
	036675	PULLEY, AK34 X 5/8" BORE (DC WITH UP/DOWN ASSIST)		1
26	021183	BELT, 4L300 (ALL AC)		1
	036682	BELT, AX30 (DC WITH UP/DOWN ASSIST)		1
27	053682	MOTOR, 1HP 12VDC (DC ONLY)		1
	053682-BK	Brush Kit, Leeson 1HP Motor		1
	050290	MOTOR, 1HP 230/460VAC 3P 1725RPM (AC ONLY)		1
28	024431	DECAL, DISCONNECT MOTOR LEADS WARNING (DC ONLY)		1
	L04869-4	OIL, 8 OZ. MOBIL SHC634 BOTTLED SYNTHETIC GEAR	40 oz. required for complete oil replacement.	1
	062566	BRAKE ASSEMBLY, LT70 UP/DOWN RETRO (DC ONLY)	Brake added Rev. B4.03 to prevent saw head from drifting during sawing.	1
29	062511	Shaft, Up/Down Brake		1
30	062512	Plate, LT70 Up/Dn Brake Mount		1
31	062513	Plate, Brake Mount		1
	065907	Brake Assembly, LT40/50/70 Up/Down Replacement		1
32	069519	Brake, Klauber Gearmotor #K01134D300	Available in assemblies only.	1
	F05708-26	Terminal, 3/16" 18-22 Ga Quick Male		2
33	F05004-273	Bolt, #8-32 x 2" Socket Head Stainless Steel		2
34	F05005-131	Screw, 1/4-20 x 1/4" Cup Point Socket Set		2
35	F05006-15	Bolt, 5/16-18 x 1/2" Hex Head Grade 5		2
36	F05007-157	Bolt, 3/8-16 x 2 1/2" Hex Head Full Thread		1
37	F05010-1	Nut, 3/8-16 Hex		3
38	F05010-169	Nut, #8-32 Hex Nylon Lock		2
39	F05011-17	Washer, 5/16" SAE Flat		4
40	F05011-3	Washer, 3/8" SAE Flat		2
41	F05011-4	Washer, 3/8" Split Lock		1
42	P10688	Bearing, R6-2NSL SRI-2 ABEC-1		1
	069678-FR	Diode OR Assembly, Up/Down Brake LT70		1
	062566-1717	Instruction Sheet, LT70 DC Up/Down Brake Retro		1

7.5 Up/Down Assist Assembly (DC Only)



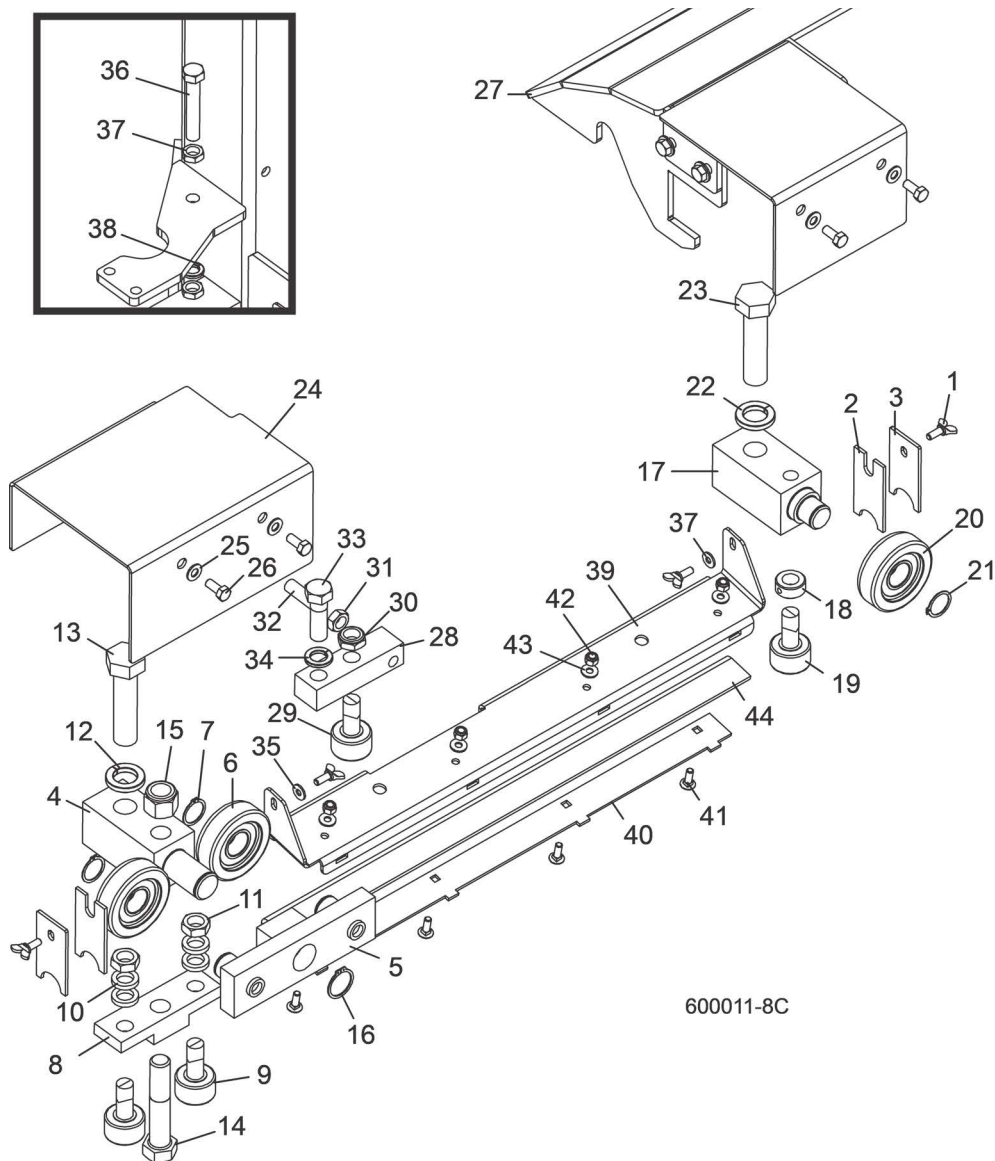
600185D

REF	PART #	DESCRIPTION	COMMENTS	QTY.
	047753	ASSIST ASSEMBLY, LT70 UP/DOWN		1
1	047754	Tube Weldment, Upper Assist		1
2	010032	Spring Assembly, 562 Lb Gas w/Wiper	010032 replaced 065410 Spring Assembly and 079150 replaced 048410 Mount Block to improve durability (Rev. B6.10). Order upgrade kit 079157 including (3) 010032 Spring Assemblies and (3) 079150 Mount Blocks when servicing sawmills prior to Rev. B6.10. Previously, 065410 Spring Assembly was created to include 047737 Gas Spring and 038628 Gas Spring Rubber Wiper epoxyed together (6/11).	3
	010026	Spring, LT70 562lbs Gas LT70	Available in assemblies only.	1
	038628	Wiper, .542" Gas Spring Rubber		1
3	047755	Tube Weldment, Lower Assist		1

REF	PART #	DESCRIPTION	COMMENTS	QTY.
4	079150 ¹	Block, Spring Assist Mount LT70		3
	016019	Sprocket Assembly, #50-2 Idler		3
5	015202	Sprocket, D50B13 Modified		1
6	P06030-1	Bearing, 5/8" ID x 1.7548" OD x .4724"		1
7	016018	Spacer, 50-2 Idler		2
8	F05009-93	Bolt, 5/8-11 x 3 1/2" Hex Head Grade 5		1
9	F05010-34	Nut, 5/8-11 Hex Nylon Lock		3
10	F05005-82	Bolt, 1/4-20 x 5 1/2" Hex Head Grade 5		2
11	F05010-21	Nut, 1/4-20 Hex Lock		2
12	047922	Block, Upper Gas Spring Mount		3
13	F05005-59	Screw, 1/4-20 x 1/2" Button Socket Head		6
14	F05011-3	Washer, 3/8" SAE Flat		12
15	F05007-87	Bolt, 3/8-16 x 1" Hex Head Grade 5		8
16	047924	Mount Weldment, Up/Down Assist		1
17	F05011-9	Washer, 1/2" Split Lock		1
18	F05008-74	Bolt, 1/2-13 x 2 1/2" Hex Head Grade 5		1
19	047921	Spacer, 50-2 Idler		4
20	F05009-37	Bolt, 5/8-11 x 3" Hex Head Grade 5		2
21	036680	Chain, #50-2 Up/Down Assist		1
22	015258	Link, #50-2 Master		2
23	F05007-5	Bolt, 3/8-16x5" Hex Head		2
24	F05010-10	Nut, 3/8-16 Hex Nyloc		2

SECTION 8 FEED SYSTEM & TRACK ROLLERS

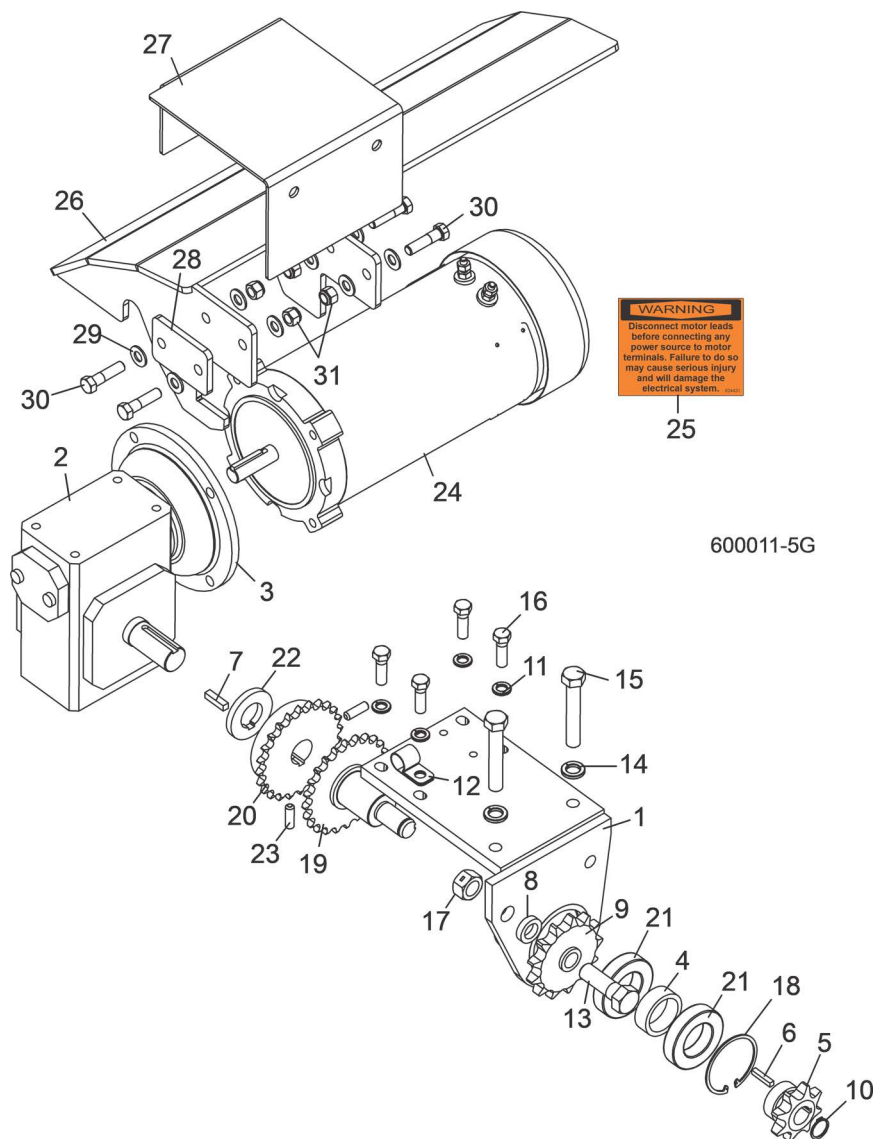
8.1 Upper Track Rollers And Wipers



REF	PART #	DESCRIPTION	COMMENTS	QTY.
1	F05005-64	BOLT, 1/4-20 X 5/8" WING		4
2	M04113	WIPER, TOP RAIL		2
3	034229	PLATE, TRACK WIPER		2
	042506	ROLLER ASSEMBLY, FRONT UPPER TRACK		1
4	042505	Block, Upper Roller Mount		1
5	042507	Block Assembly, Upper Roller		1
6	023857	Bearing, MG305DDA		2
7	F04254-15	Ring, 1" Outer Retaining		2
8	042500	Block, Track Bearing Mount		1
9	012797	Bearing, 1 1/2" Track		2
10	S12480	Spacer, 41/64" x 1" x 3/16"		4
11	F05010-11	Nut, 5/8-18 Hex Jam		2
12	F05011-46	Washer, 7/8" Split Lock		1

REF	PART #	DESCRIPTION	COMMENTS	QTY.
13	F05014-1	Bolt, 7/8-14 x 3 1/2" Hex Head Grade 5		1
14	F05013-3	Bolt, 3/4-10 x 4" Hex Head Grade 5		1
15	F05010-103	Nut, 3/4-10 Hex Nylon Lock		1
16	F04254-36	Ring, 1 1/8" Outer Retaining		1
	034231	ROLLER ASSEMBLY, REAR UPPER TRACK		1
17	034230	Block, Upper Roller Mount		1
18	P05035	Collar, 5/8" ID Lock		1
19	012797	Bearing, 1 1/2" Track		1
20	023857	Bearing, MG305DDA		1
21	F04254-15	Ring, 1" Outer Retaining		1
22	F05011-46	Washer, 7/8" Split Lock		1
23	F05014-1	Bolt, 7/8-14 x 3 1/2" Hex Head Grade 5		1
24	033942	COVER, FRONT UPPER TRACK ROLLER		1
25	F05011-17	WASHER, 5/16" SPLIT LOCK		4
26	F05006-102	BOLT, 5/16-18 X 3/4" HEX HEAD		4
27	See Parts	POWER FEED MOTOR GUARD PARTS ((See Section 8.2))		1
28	017884	BLOCK, MIDDLE UPPER TRACK ROLLER MOUNT		1
29	012797	BEARING, 1 1/2" TRACK		1
30	F05010-101	NUT, 5/8-18 NYLON HEX JAM		1
31	F05010-16	NUT, 1/2-20 HEX JAM		1
32	F05008-112	SCREW, 1/2-20 X 1 3/4" FLAT POINT SET		1
33	F05009-2	BOLT, 5/8-11 X 2" HEX HEAD		1
34	F05011-118	WASHER, 5/8" SPLIT LOCK GRADE 8		1
35	F05011-11	WASHER, 1/4" SAE FLAT		2
36	F05008-7	BOLT, 1/2-13 X 3 FULL THREAD HEX HEAD TAP		1
37	F05010-31	NUT, 1/2-13 JAM		2
38	F05011-9	WASHER, 1/2 SPLIT LOCK		1
	110614	COVER ASSEMBLY, LT28/35/70 TRACK		1
39	110610	Cover, Mid Track, LT28, LT35, LT70		1
40	110611	Retainer, Felt Oiler		1
41	F05005-113	Bolt, 1/4-20x3/4 Carriage		4
42	F05010-69	Nut, 1/4-20 Nylock		4
43	F05011-11	Washer, 1/4 SAE Flat		4
44	S09915	Felt, Middle Track Oiler LT40/50/70		1

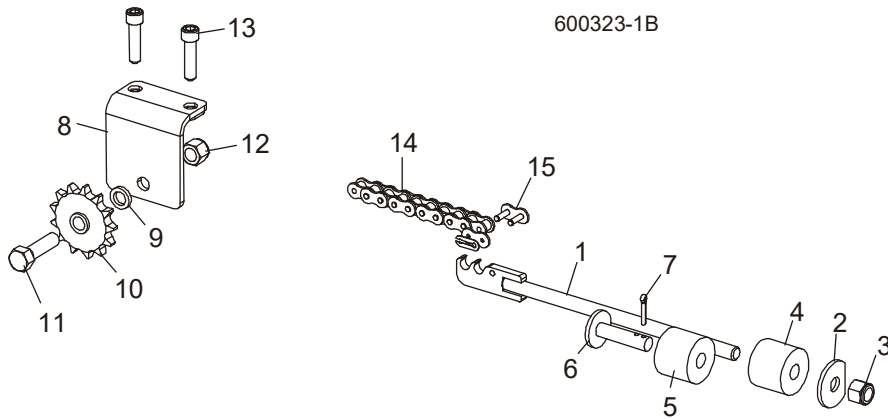
8.2 Power Feed Assembly



REF	PART #	DESCRIPTION	COMMENTS	QTY.
	034860	POWER FEED ASSEMBLY	Power feed assembly modified to improve durability (6/15). Changes include adding 034223 Sprocket, 074702 Shaft Weldment, F04254-46 Ring and S31027 Key (included in 074747 Power Feed Assembly); removing 017723 Sprocket, 034855 Shaft Weldment, F05007-7 Bolt, S02779 Washer, S03060 Key; changing quantity of F05011-4 Washer to 4.	1
1	034850	Bracket Weldment, Power Feed Mount		1
2	034843	Gearbox, Power Feed		1
3	057444	Plate, Gearbox Adaptor		1
4	034856	Spacer, 1.185 x 1.5 x .428		1
5	034223	Sprocket, 60B8 x 3/4"		1
6	S31027	Key, 3/16" Square x 1" Long		1
7	S21486	Key, 1/4" Square x 1" Long		1

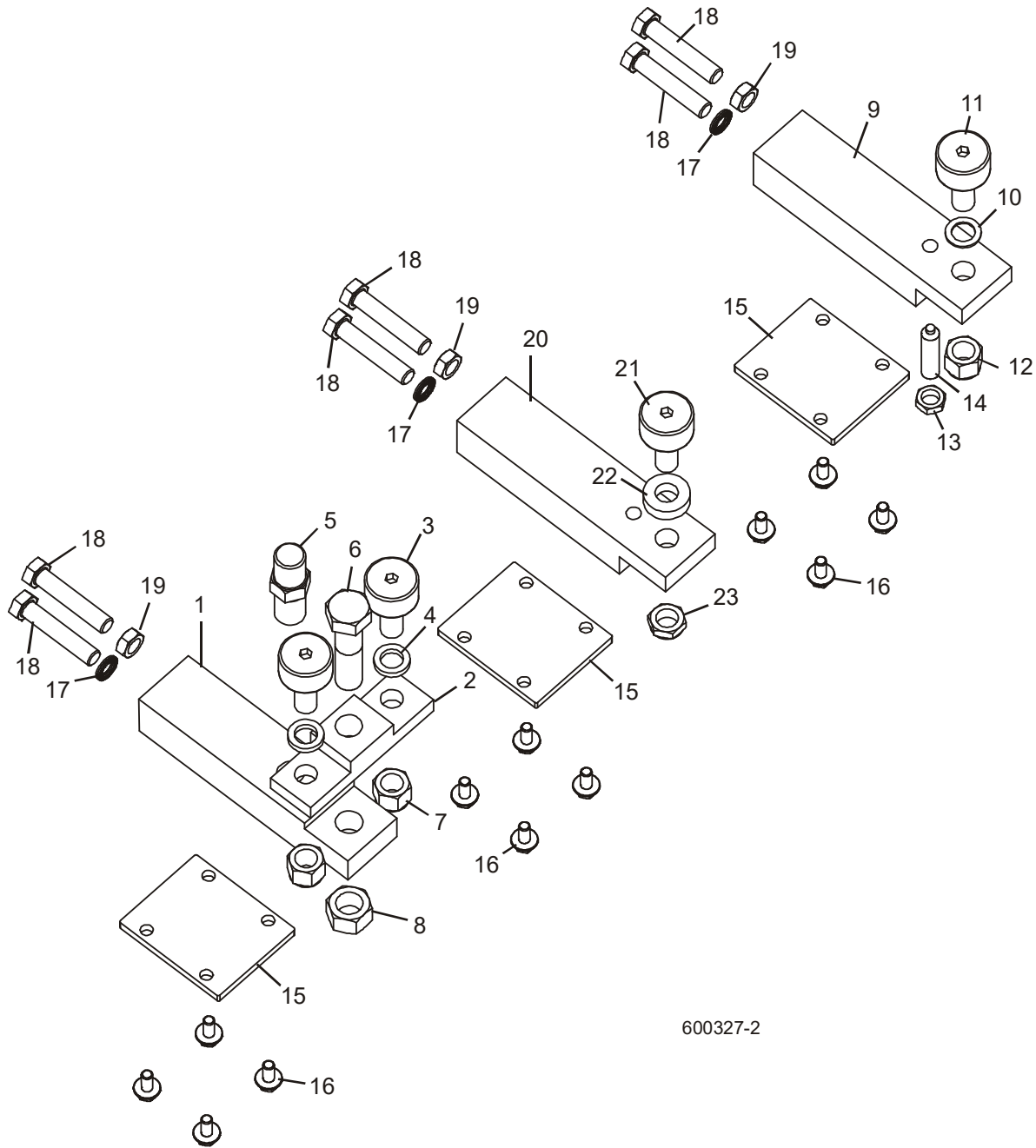
REF	PART #	DESCRIPTION	COMMENTS	QTY.
8	017719	Spacer, .63 x 1.00 x .226		1
9	034224	Sprocket, 60BB13H x 5/8" Idler		1
10	F04254-46	Ring, 3/4" 5100-75 Ext Retaining		1
11	F05011-4	Washer, 3/8" Split Lock		4
12	010748	Clamp, 5/8" EMT Coated		1
13	F05009-2	Bolt, 5/8-11 x 2" Hex Head Gr2		1
14	F05011-9	Washer, 1/2" Split Lock		2
15	F05008-62	Bolt, 1/2-20 x 3" Hex Head Full Thread		2
16	F05007-123	Bolt, 3/8-16 x 1 1/4" Hex Head Full Thread Grade 5		4
17	F05010-4	Nut, 5/8-11 Swaged Hex		1
18	F04254-12	Ring, 62mm IR		1
19	074702	Shaft Weldment, LT60/70 Power Feed		1
20	034851	Sprocket, 40B24 x1		1
21	034852	Bearing, 6007-2RS 35x62x14		2
22	034857	Spacer, 1.03" ID x 2" OD x 3/8" Keyed		1
23	F05006-165	Screw, 5/16-18x1 SH Set, Cup Point		2
	036196	Chain, Double #40 x 11 1/2"		1
	017724	Link, #40 x 2 Connecting		1
	L04869-4	Oil, 8 Oz. Mobil SHC634 Bottled Synthetic Gear	12 - 15 oz. required for complete oil replacement.	1
24	053679	MOTOR, 1HP 12VDC POWER FEED (DC ONLY)	Replaces 3/4HP 12VDC Power Feed Motor 024169 (Rev. B4.11). Power Feed Motor 024169 included Brush Kit 024167, Fan 016087, Fan Guard 061146 and 3/16" Square x 1" Long Key S31027.	1
	047998	Guard, Motor Fan		1
	047999	Hub, Motor Fan Extension		1
	S31027	Key, 3/16" Square x 1" Long		1
	024167	Brush Kit, 3/4HP 12V DC Leeson Motor		1
	050291	MOTOR, 1.5HP 230/460VAC 3P 1725RPM POWER FEED (AC ONLY)		1
25	024431	DECAL, DISCONNECT MOTOR LEADS WARNING (DC ONLY)		1
	038878-A	GUARD ASSEMBLY, LT70 FEED MOTOR (OPTIONAL)		1
26	038877	Guard Weldment, LT70 Feed Motor		1
27	038876	Guard, Top Track Roller		1
28	038874	Plate, LT70 Power Feed Guard Spacer		1
29	F05011-3	Washer, 3/8" SAE Flat		8
30	F05007-78	Bolt, 3/8-16 x 1 1/2" Hex Head Grade 5		4
31	F05010-10	Nut, 3/8-16 Hex Nylon Lock		4

8.3 Feed Chain/Stop



REF	PART #	DESCRIPTION	COMMENTS	QTY.
	034556	STOP ASSEMBLY, FRONT POWER FEED		1
1	034421	Tensioner Weldment, Power Feed Chain		1
2	017838	Washer, 21/32" x 2 1/4" x 3/16" D		1
3	F05010-34	Nut, 5/8-11 Nylon Lock		1
4	P12165	Stop, Rubber Carriage		1
	K09630	Stop Kit, Rubber Carriage		1
5	P12165	Stop, Rubber Carriage		1
6	W09293	Pin, Rubber Carriage Stop		1
7	F05012-21	Pin, 3/16" X 1" Cotter		1
	034228	IDLER ASSEMBLY, #60 POWER FEED CHAIN		1
8	034227	Plate Weldment, Power Feed Idler		1
9	S12480	Spacer, 41/64" x 1" x 3/16"		1
10	034224	Sprocket, 60BB13H x 5/8" Idler		1
11	F05009-80	Bolt, 5/8-18 x 2 1/4" Hex Head Grade 5		1
12	F05010-71	Nut, 5/8-18 Nylon Lock		1
13	F05008-133	Bolt, 1/2-13 x 2" Socket Head		2
14	003319	CHAIN, #60 X 285" POWER FEED		1
15	042398	LINK, #60 MASTER		2

8.4 Lower Track Rollers



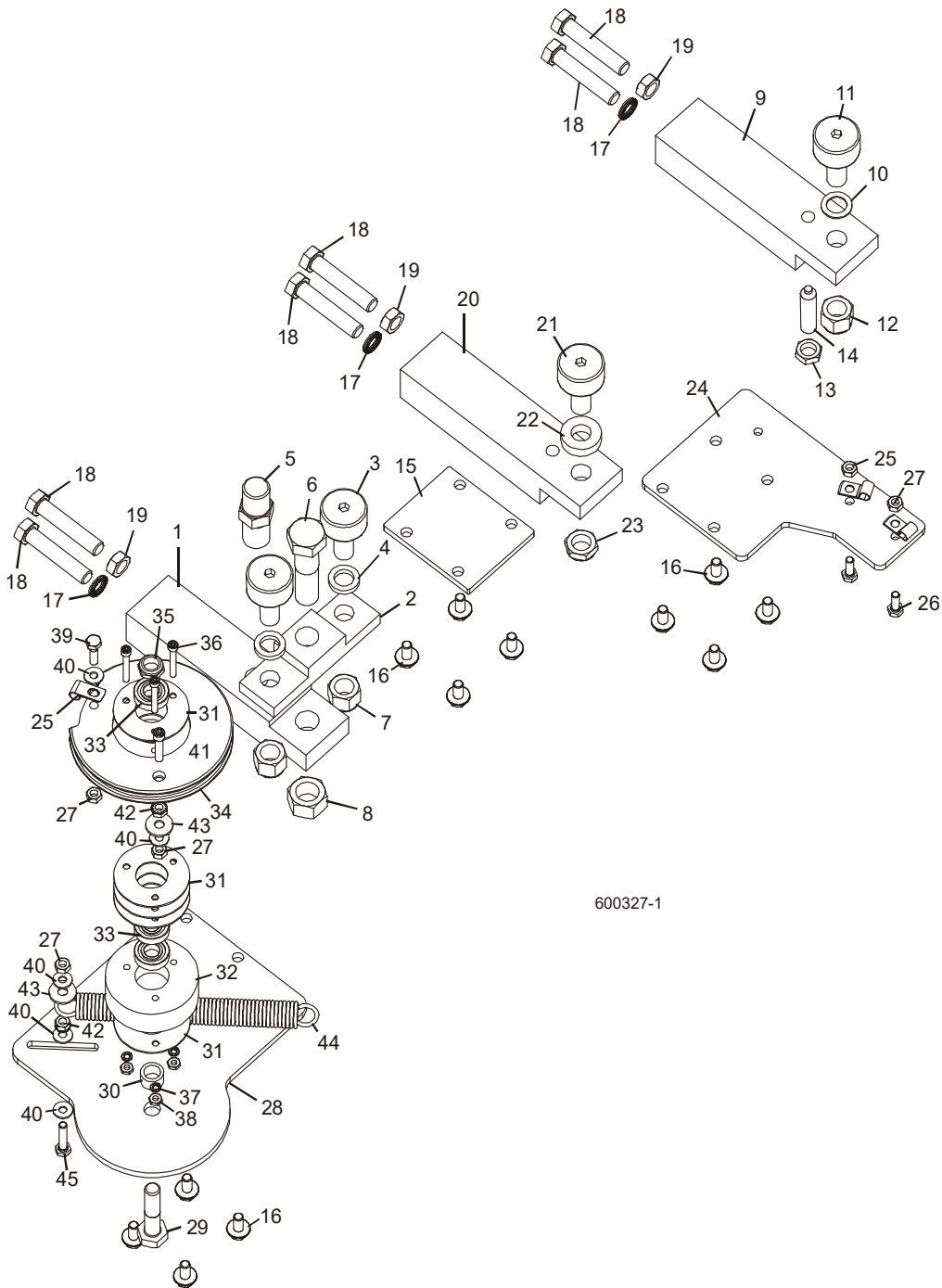
600327-2

REF	PART #	DESCRIPTION	COMMENTS	QTY.
	036344	ROLLER ASSEMBLY, FRONT LOWER TRACK		1
1	036325	Block, Front Lower Track Roller Mount		1
2	042500	Block, Track Bearing Mount		1
3	012797	Bearing, 1 1/2" Track Roller		2
4	S12480	Spacer, 41/64" x 1" x 3/16"		2
5	036324	Pin, Safety Lock (Threaded)		1
6	F05013-5	Bolt, 3/4-10 x 3" Hex Head Grade 5		1
7	F05010-71	Nut, 5/8-18 Hex Nylon Lock		2
8	F05010-80	Nut, 3/4-10 Hex Lock		1

REF	PART #	DESCRIPTION	COMMENTS	QTY.
	034232	ROLLER ASSEMBLY, REAR LOWER TRACK		1
9	034234	Block, Rear Lower Track Roller Mount		1
10	016510	Shim, 5/8" x 1" x 1/16"		1
11	012797	Bearing, 1 1/2" Track Roller		1
12	F05010-71	Nut, 5/8-18 Hex Nylon Lock		1
13	F05010-31	Nut, 1/2-13 Hex Jam		1
14	F05008-137	Screw, 1/2-13 x 2" Brass Tip Set		1
15	033880	PLATE, LOWER TRACK ROLLER RETAINER		3
16	F05006-101	BOLT, 5/16-18 X 3/4" HEX HEAD W/FLAT & LOCK WASHER		12
17	F05011-125	WASHER, 1/2" NORD-LOCK		3
18	F05008-135	BOLT, 1/2-20 X 2 1/2" HEX HEAD FULL THREAD GRADE 5		6
19	F05010-16	NUT, 1/2-20 HEX JAM		3
	017887	ROLLER ASSEMBLY, MIDDLE LOWER TRACK		1
20	034234	Block, Lower Track Roller Mount		1
21	012797	Bearing, 1 1/2" Track Roller		1
22	034674	Spacer		1
23	F05010-101	Nut, 5/8-18 Nylon Lock Jam		1

8.5 Lower Track Rollers & Cable Mount (DCS)

LT70HD DCS Remote Rev. B4.02 - B4.11



8

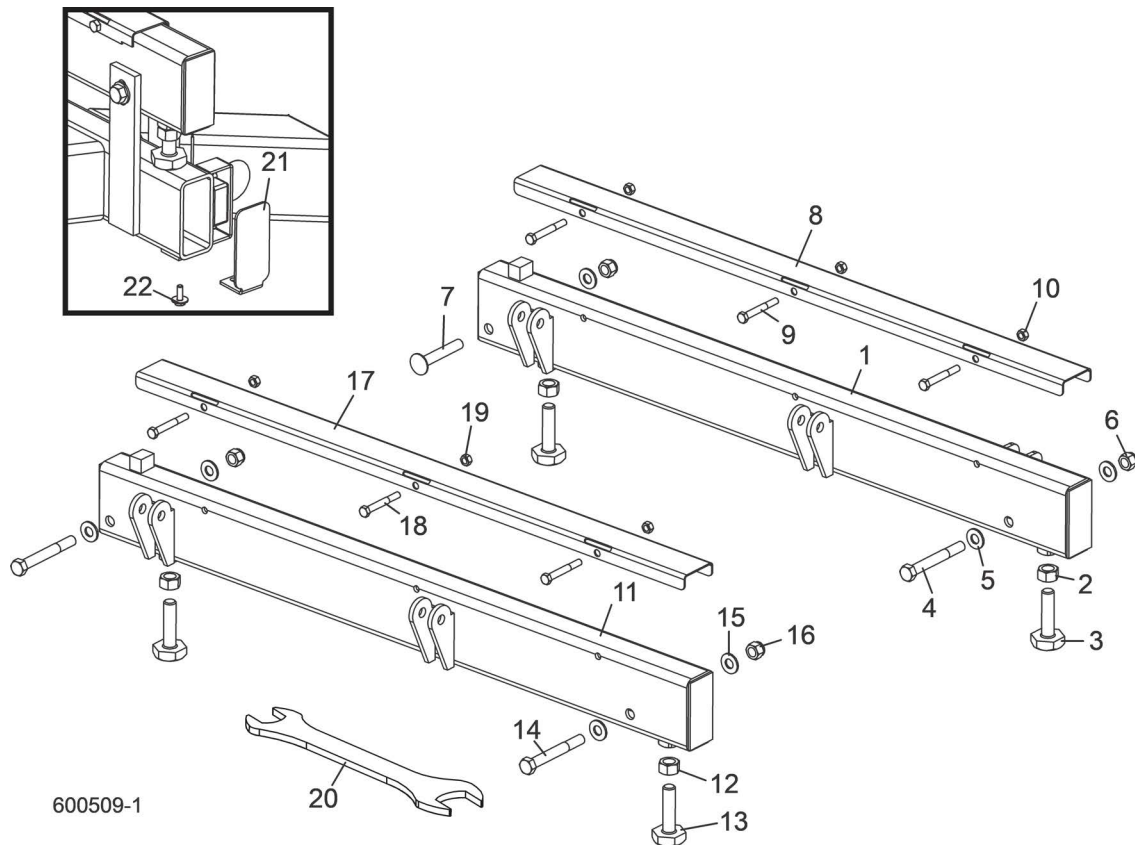
Power Feed System*Lower Track Rollers & Cable Mount (DCS)*

REF	PART #	DESCRIPTION	COMMENTS	QTY.
	036344	ROLLER ASSEMBLY, FRONT LOWER TRACK		1
1	036325	Block, Front Lower Track Roller Mount		1
2	042500	Block, Track Bearing Mount		1
3	012797	Bearing, 1 1/2" Track Roller		2
4	S12480	Spacer, 41/64" x 1" x 3/16"		2
5	036324	Pin, Safety Lock (Threaded)		1
6	F05013-5	Bolt, 3/4-10 x 3" Hex Head Grade 5		1
7	F05010-101	Nut, 5/8-18 Hex Nylon Lock		2
8	F05010-80	Nut, 3/4-10 Hex Lock		1
	034232	ROLLER ASSEMBLY, REAR LOWER TRACK		1
9	034234	Block, Rear Lower Track Roller Mount		1
10	016510	Shim, 5/8" x 1" x 1/16"		1
11	012797	Bearing, 1 1/2" Track Roller		1
12	F05010-11	Nut, 5/8-18 Hex Jam		1
13	F05010-31	Nut, 1/2-13 Hex Jam		1
14	F05008-137	Screw, 1/2-13 x 2" Brass Tip Set		1
15	033880	PLATE, LOWER TRACK ROLLER RETAINER		1
16	F05006-101	BOLT, 5/16-18 X 3/4" HEX HEAD W/FLAT & LOCK WASHER		12
17	F05011-125	WASHER, 1/2" NORD-LOCK		3
18	F05008-135	BOLT, 1/2-20 X 2 1/2" HEX HEAD FULL THREAD GRADE 5		6
19	F05010-16	NUT, 1/2-20 HEX JAM		3
	017887	ROLLER ASSEMBLY, MIDDLE LOWER TRACK		1
20	034234	Block, Lower Track Roller Mount		1
21	012797	Bearing, 1 1/2" Track Roller		1
22	034674	Spacer		1
23	F05010-101	Nut, 5/8-18 Nylon Lock Jam		1
	025670	MOUNT ASSEMBLY, DCS SAWHEAD CABLE		1
24	059603	Plate, DCS Rear Cable Mount		1
25	025671	Clamp, 1/4" Wire 9/32" Mounting Hole	Cable Clamp 025671 changed from rubber-insert clamp to vinyl-coated clamp to improve security of revised CANBUS cable 069446 (4/11 - See Section 11.15).	3
26	F05005-1	Bolt, 1/4-20 x 3/4" Hex Head Full Thread		2
27	F05010-21	Nut, 1/4-20 Hex Lock		3
28	059601	Plate, DCS Front Cable Mount		1
29	F05008-10	Bolt, 1/2-13 x 2 1/4" Hex Head Grade 5		1
30	059556	Spacer, 17/32" x 3/4" x 7/16"		1
31	059851	Plate, Bearing Retainer		5
32	059605	Spacer, DCS Cable Pulley		1
33	015975	Bearing, R8-2RS Roller		3

REF	PART #	DESCRIPTION	COMMENTS	QTY.
34	025669	Pulley, 5 1/4" OD x 5/16" Cable Modified		1
35	F05010-127	Nut, 1/2-13 Half Hex Nylon Lock		1
36	F05004-28	Screw, #10-32 x 1 1/2" Socket Head		3
37	F05011-20	Washer, #10 Split Lock		3
38	F05010-27	Nut, #10-32 Hex		3
39	F05005-101	Bolt, 1/4-20 x 1" Hex Head Grade 5		1
40	F05011-11	Washer, 1/4" SAE Flat		5
41	F05005-48	Screw, 1/4-20 x 1 1/4" Socket Head		1
42	F05010-9	Nut, 1/4-20 Self-Locking Hex		2
43	F05011-16	Washer, 5/16" Standard Flat		2
44	P09136	Spring, 7/8" x 8 1/2" x 1/8" Extension		1
45	F05005-3	Bolt, 1/4-20 x 1 1/4" Hex Head Full Thread		1

SECTION 9 BED FRAME ASSEMBLY

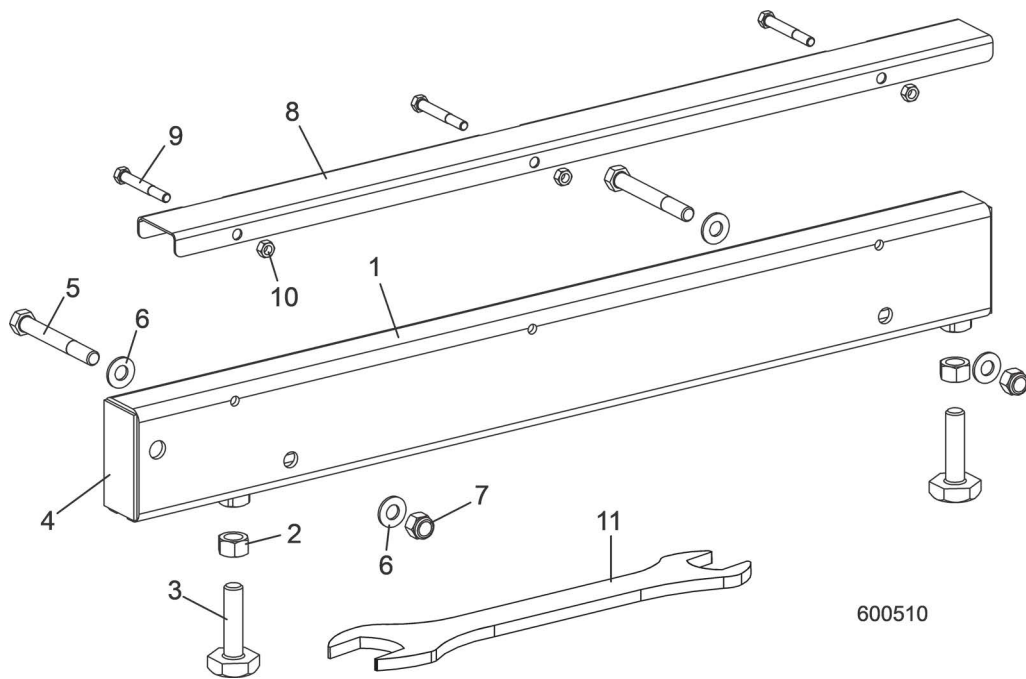
9.1 Bed Rail Assembly, Front And Rear



REF	PART #	DESCRIPTION	COMMENTS	QTY.
	034551	BED RAIL ASSEMBLY, REAR PAINTED (LT60/70 BED 4)		1
1	034547	Tube Weldment, Bed Rail 4		1
2	F05010-5	Nut, 5/8-11 Hex		2
3	S13006	Bolt, Bed Rail Adjustment		2
4	F05008-78	Bolt, 1/2-13 X 4" Hex Head		1
5	F05011-2	Washer, 1/2" SAE Flat		3
6	F05010-8	Nut, 1/2-13 Nylon Lock		2
7	F05008-94	Bolt, 1/2-13 x 3 1/2" Carriage		1
	079144	Cover Kit, Front/Rear Bed Rail SS		1
8	016898	Cover, Stainless Steel Bed Rail		1
9	F05006-10	Bolt, 5/16-18 X 2 1/2" Hex Head		3
10	F05010-6	Nut, 5/16-18 Hex Lock		3
		Hydraulic Toe Board Parts	<i>(See Section 10.14)</i>	
	034548	BED RAIL ASSEMBLY, FRONT PAINTED (LT60/70 BED 1)		1
11	034544	Tube Weldment, Bed Rail 1		1
12	F05010-5	Nut, 5/8-11 Hex		2
13	S13006	Bolt, Bed Rail Adjustment		2
14	F05008-78	Bolt, 1/2-13 X 4" Hex Head		2

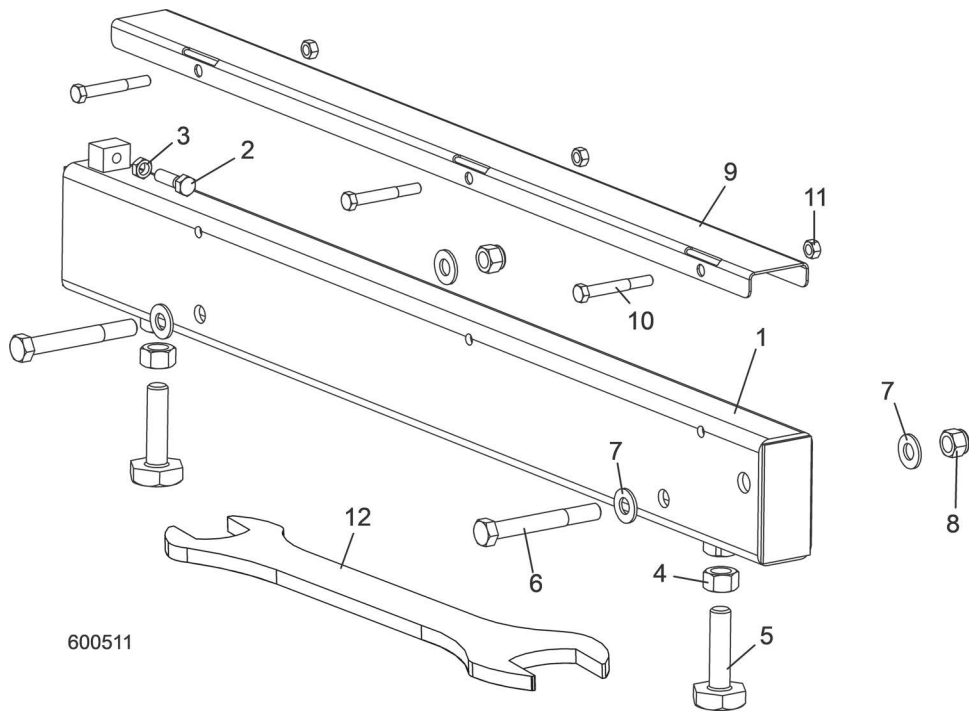
REF	PART #	DESCRIPTION	COMMENTS	QTY.
15	F05011-2	Washer, 1/2" SAE Flat		4
16	F05010-8	Nut, 1/2-13 Nylon Lock		2
	079144	Cover Kit, Front/Rear Bed Rail SS		1
17	016898	Cover, Stainless Steel Bed Rail		1
18	F05006-10	Bolt, 5/16-18 X 2 1/2" Hex Head		3
19	F05010-6	Nut, 5/16-18 Hex Lock		3
		Hydraulic Toe Board Parts	(See Section 10.14)	
20	015970	WRENCH, BED RAIL ADJUSTMENT	OPTIONAL	1
21	038843	CAP, BED RAIL REMOVABLE END		2
22	F05005-134	BOLT, 1/4-20 X 3/4" W/CONICAL WASHER HEAD		2

9.2 Bed Rail Assembly, Middle Front



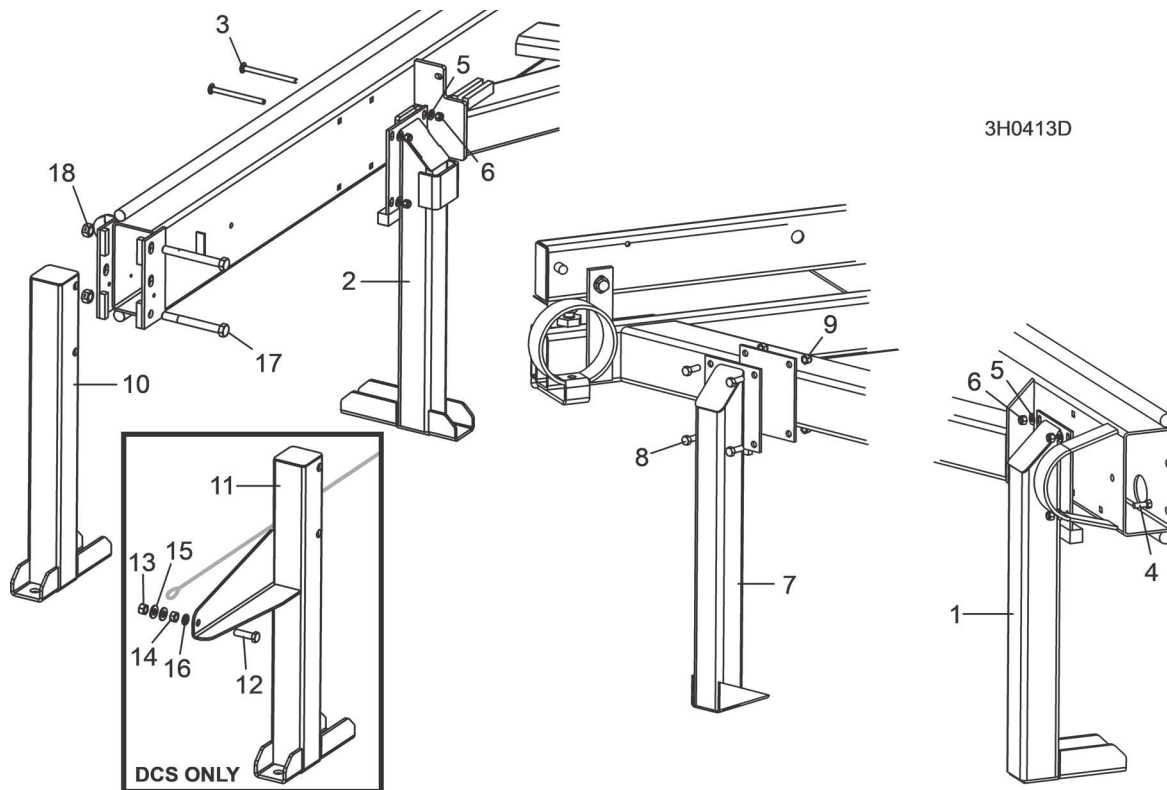
REF	PART #	DESCRIPTION	COMMENTS	QTY.
	03454SAE	BED RAIL ASSEMBLY, FRONT MIDDLE (LT60/70 BED 2)		1
1	034545	Bed Rail Tube, Short	Available in assemblies only.	1
2	F05010-5	Nut, 5/8-11 Hex		2
3	S13006	Bolt, Bed Rail Adjustment		2
4	S04058	Plate, Bed Rail End Cap	Available in assemblies only.	2
5	F05008-78	Bolt, 1/2-13 X 4" Hex Head Grade 5		2
6	F05011-2	Washer, 1/2" SAE Flat		4
7	F05010-8	Nut, 1/2-13 Nylon Lock		2
	A0SAESAE56	Cover Assembly, Stainless Steel Bed Rail (Long)		1
8	S0SAESAE44	Cover, Stainless Steel Bed Rail	Available in assemblies only.	1
9	F05006-10	Bolt, 5/16-18 X 2 1/2" Hex Head		3
10	F05010-6	Nut, 5/16-18 Hex Lock		3
11	015SAE70	WRENCH, BED RAIL ADJUSTMENT		1

9.3 Bed Rail Assembly, Middle Rear



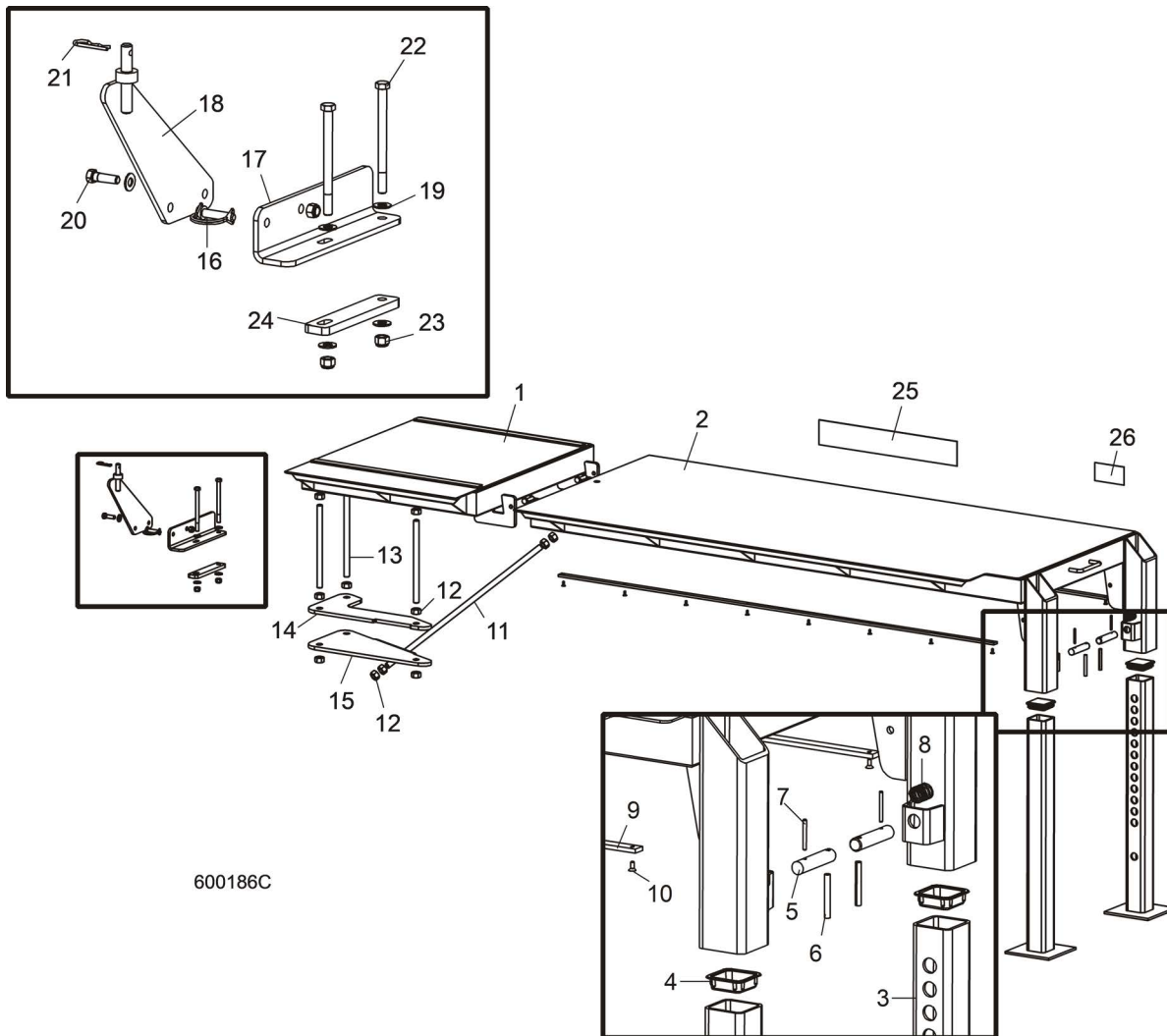
REF	PART #	DESCRIPTION	COMMENTS	QTY.
	034550	BED RAIL ASSEMBLY, REAR MIDDLE PAINTED (LT60/70 BED 3)		1
1	034546	Tube Weldment, Bed Rail 3		1
2	F05007-2	Screw, 3/8-16x1 1/4 HHC		1
3	F05010-2SAE	Nut, 3/8-16 Hex Jam		1
4	F05010-5	Nut, 5/8-11 Hex		2
5	S13006	Bolt, Bed Rail Adjustment		2
6	F05008-78	Bolt, 1/2-13 X 4" Hex Head Grade 5		2
7	F05011-2	Washer, 1/2" SAE Flat		4
8	F05010-8	Nut, 1/2-13 Nylon Lock		2
	A0SAESAE56	Cover Assembly, Stainless Steel Bed Rail (Long)		1
9	S0SAESAE44	Cover, Stainless Steel Bed Rail	Available in assemblies only.	1
10	F05006-10	Bolt, 5/16-18 X 2 1/2" Hex Head		3
11	F05010-6	Nut, 5/16-18 Hex Lock		3
12	015SAE70	WRENCH, BED RAIL ADJUSTMENT		1

9.4 Optional Legs Assembly (Stationary)



REF	PART #	DESCRIPTION	COMMENTS	QTY.
		<i>See Form #847</i> or diagram below for stationary sawmill foot anchor locations		
		<i>See Form #35SAE</i> for stationary sawmill w/bed extension foot anchor locations		
1	W0SAE513	LEG, LONG STATIONARY (1 REQ'D FOR LT60HD; 3 REQ'D FOR LT70HD)		1/3
2	0150SAE1	LEG, LONG STATIONARY W/BOARD RETURN TABLE BRACKET		1
3	F05007-113	BOLT, 3/8-16 X 5" CARRIAGE HEAD		8/12
4	F05007-2	BOLT, 3/8-16 X 1 1/4" HEX HEAD (REQ'D FOR REAR LT70HD ONLY)		4
5	F05011-3	WASHER, 3/8" SAE FLAT		8/16
6	F05010-10	NUT, 3/8-16 HEX NYLON LOCK		8/16
7	W0SAE515	LEG, SHORT STATIONARY		2
8	F05007-2	BOLT, 3/8-16 X 1 1/4" HEX HEAD		8
9	F05010-10	NUT, 3/8-16 HEX NYLON LOCK		8
10	W0SAE517	LEG, FRONT STATIONARY		1
11	065SAE35	Leg Weldment, Festoon Stationary Front		1
12	F05008-88	Bolt, 1/2-13 x 1 3/4" Full Thread Hex Head Grade 5		1
13	F05010-3	Nut, 1/2-13 Swaged Hex		1
14	F05010-35	Nut, 1/2-13 Free Hex		1
15	F05011-2	Washer, 1/2" SAW Flat		2
16	F05011-SAE	Washer, 1/2" Split Lock		1
17	F0500SAE-11	BOLT, 5/8-11 X 5 1/2" HEX HEAD GRADE 5		2
18	F05010-4	NUT, 5/8-11 HEX LOCK		2

9.5 Board Return Table Assembly



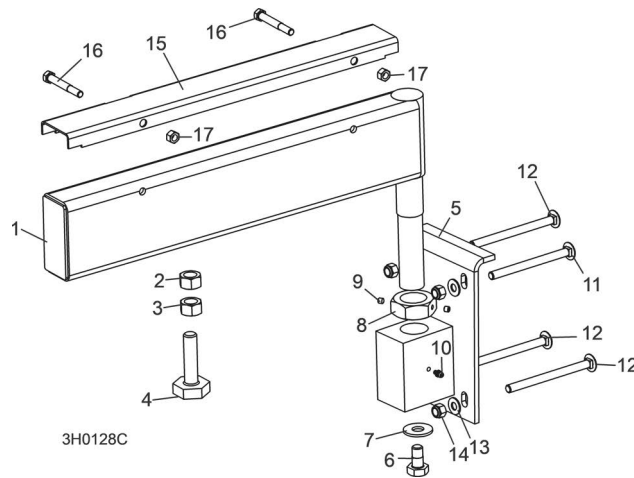
600186C

REF	PART #	DESCRIPTION	COMMENTS	QTY.
	BT1	TABLE ASSEMBLY, BOARD		1
1	045826	Table Weldment, Short Board		1
2	036670	Table Weldment, Long Board		1
3	W07537	Leg Weldment, Outrigger		2
4	P09926	Cap, Plastic Outrigger Leg		1
	016148	Pin Assembly, Outrigger Pull		2
5	016147	Pin, 3/4" Outrigger Pull	Available in assemblies only.	1
6	F05012-47	Pin, 5/16" x 2 1/2" Roll		1
7	F05012-103	Pin, 3/16" x 1 3/4" Roll		2
8	016145	Spring, .92" x 1 1/2" x .079" Compression		2
9	046400	Strip, 1/4" x 3/4" x 60"		2
10	F05004-61	Screw, #10-24 x 1/2" Flat Socket Head		16
11	046061	Rod, 5/8-11 x 24 1/2" Threaded		1
12	F05010-5	Nut, 5/8-11 Hex		13
13	045844	Rod, 5/8-11x 10" Threaded		3
14	045832	Plate, Upper Board Table Clamp		1
15	045833	Plate, Lower Board Table Clamp		1
16	046412	Pin, 3/8" x 1 3/8" Wire Lock		3

9 **Bed Frame Assembly**
Board Return Table Assembly

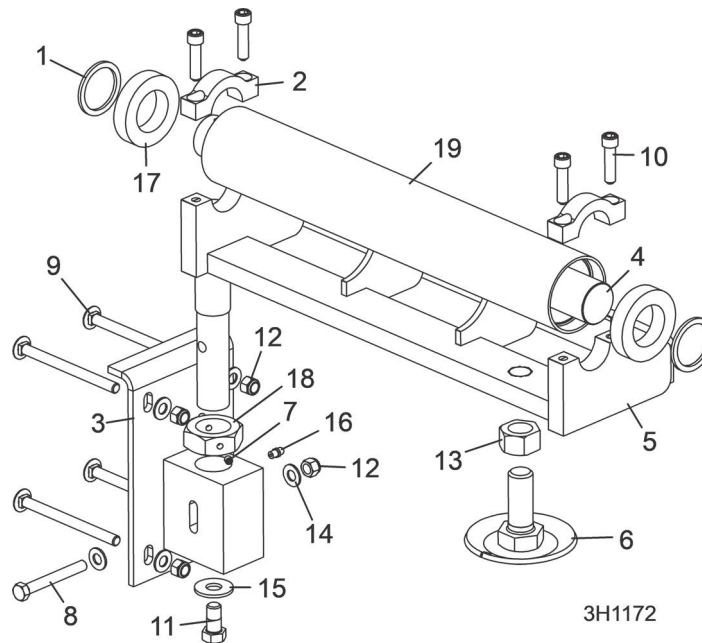
REF	PART #	DESCRIPTION	COMMENTS	QTY.
17	046091	Bracket, Board Table Mount		1
18	046095	Pin Weldment, Board Table Mount		1
19	F05011-3	Washer, 3/8" SAE Flat		5
20	F05007-123	Bolt, 3/8-16 x 1 1/4" Hex Head Grade 5		1
21	P05059	Pin, 1/8" x 1 13/16" Safety Retaining		1
22	F05007-86	Bolt, 3/8-16 x 5" Hex Head Grade 5		2
23	F05010-10	Nut, 3/8-16 Hex Nylon Lock		3
24	046099	Bracket, Lower Table Mount Clamp		1
25	S12281	Decal, Wood-Mizer Logo		1
26	015365	Decal, Board Return Danger		1

9.6 Pivot Bed Rail Assembly



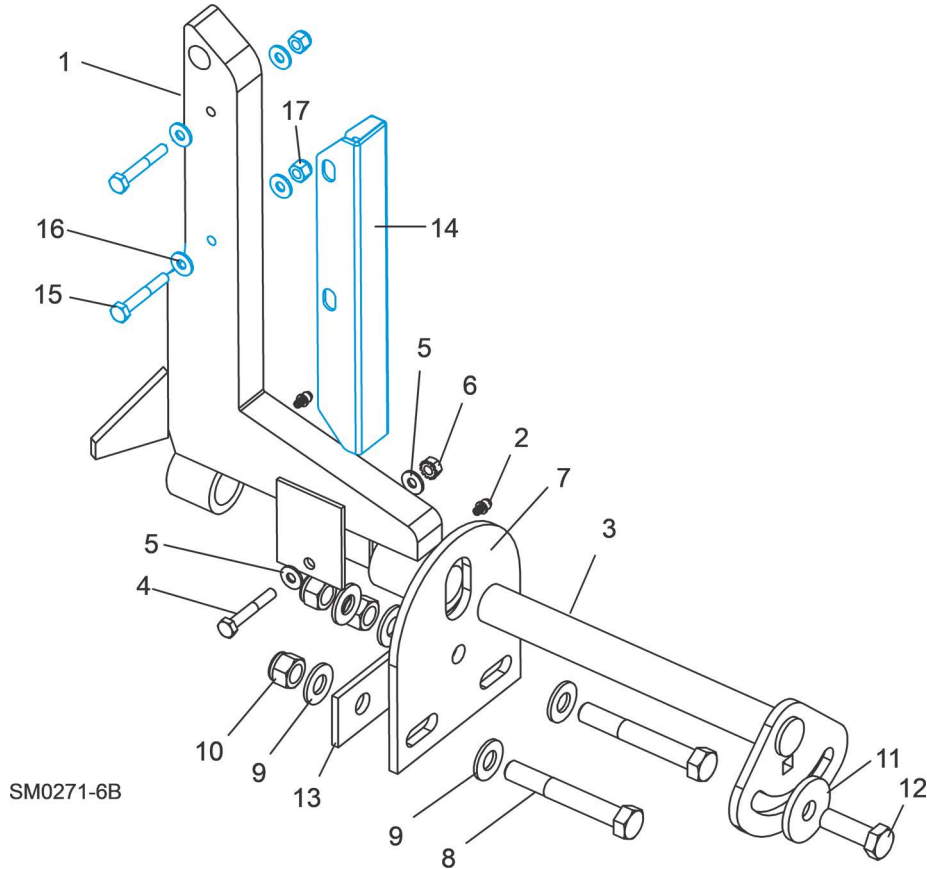
REF	PART #	DESCRIPTION	COMMENTS	QTY.
	A13015	PIVOT BED RAIL ASSEMBLY (LT70HD)	Replaced (1) A13015 Pivot Bed Rail Assembly at off load table end with (1) 07672SAE Taper Roller Pivot Assembly (LT70 Rev.B6.0SAE/LT70Super Rev. A4.07).	1
	012SAESAE3	PIVOT BED RAIL ASSEMBLY ()		2
1	W13014	Pivot Bed Rail Weldment (LT70HD)	Available in assemblies only.	1
	012SAESAE2	Pivot Bed Rail Weldment ()	Available in assemblies only.	1
2	F05010-84	Nut, 5/8-11 Pilot Weld		2
3	F05010-5	Nut, 5/8-11 Hex		2
4	S13006	Bolt, Bed Rail Adjustment		2
5	W130SAE0	Bracket, Pivot Rail Mounting		1
6	F05008-50	Bolt, 1/2-13 x 1" Hex Head Grade 2		1
7	F05011-52	Washer, SAE/16" SAE Flat		1
8	S13016	Nut, Pivot Rail Adjustment		1
9	F05005-42	Screw, 1/4-28 x 1/4" Brass Tip Set		2
10	P04107	Fitting, 3/16" Grease		1
11	F05007-114	BOLT, 3/8-16 X 4 3/4" CARRIAGE HEAD		2
12	F05007-113	BOLT, 3/8-16 X 5" CARRIAGE HEAD		6
13	F05011-3	WASHER, 3/8" SAE FLAT		8
14	F05010-10	NUT, 3/8-16 NYLON LOCK		8
	017710	COVER KIT, PIVOT RAIL STAINLESS STEEL (LT70HD)		2
	015SAE26	COVER KIT, PIVOT RAIL STAINLESS STEEL ()		2
15	S13012	Cover, Stainless Steel Pivot Bed Rail (LT70HD)		1
	012SAESAE4	Cover, Stainless Steel Pivot Bed Rail ()		1
16	F05006-10	Bolt, 5/16-18 X 2 1/2" Hex Head		2
17	F05010-6	Nut, 5/16-18 Hex Lock		2
	015SAE70	WRENCH, BED RAIL ADJUSTMENT	<i>(See Section 9.1)</i>	1

9.7 Taper Roller Pivot Assembly



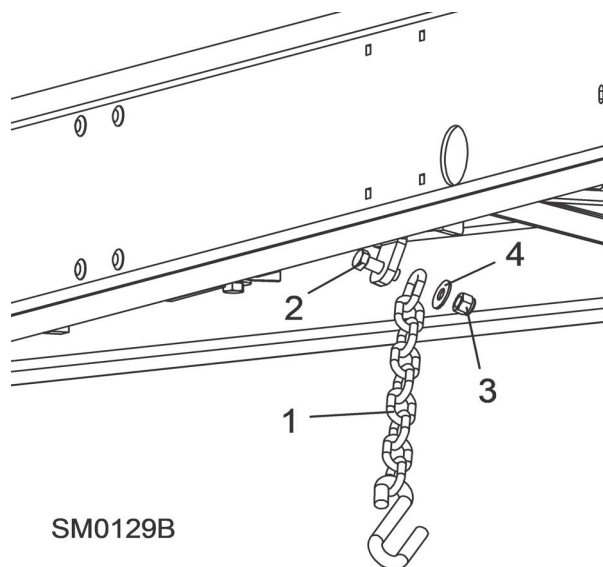
REF	PART #	DESCRIPTION	COMMENTS	QTY.
	076729	PIVOT ASSEMBLY, TAPER ROLLER		1
1	074843	Plate, 1-19/32x2x1/8 Spacer		2
2	076234	Plate, Taper Roller Cap		2
3	076698	Mount Weldment, Pivot Bed Rail		1
4	076753	Shaft, Toe Board 1-9/16 Dia		1
5	076754	Pivot Weldment, Taper Roller		1
6	079075	Roller Weldment, Taper Roller Height Adjust		1
7	F05005-42	Screw, 1/4-28x1/4 SH Brass Tip Set		2
8	F05007-1	Bolt, 3/8-16x3 FT Hex Head		1
9	F05007-114	Bolt, 3/8-16x4 3/4 Carriage		4
10	F05007-36	Screw, 3/8-16x1 1/2 BO SHC		4
11	F05008-50	Bolt, 1/2-13x1 Hex Head		1
12	F05010-10	Nut, 3/8-16 Hex Nyloc		5
13	f05010-136	Nut, 7/8-9 Free		1
14	F05011-3	Washer, 3/8 Flat SAE		6
15	F05011-52	Washer, 9/16 Flat		1
16	P05060	Fitting, 1/4-28 Grease		1
17	P13024	Bearing, 1.575x2.677x.591		2
18	S13016	Nut, Pivot Rail Adjust		1
19	S13020	Tube, 2 1/2x17 1/2 Toe Board		1
	015970	WRENCH, BED RAIL ADJUSTMENT	<i>(See Section 9.1)</i>	1

9.8 Log Side Support Assembly (Manual)



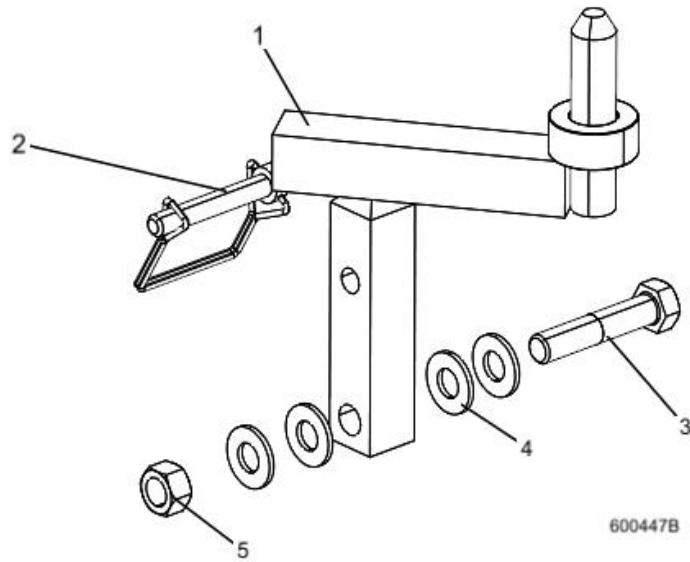
REF	PART #	DESCRIPTION	COMMENTS	QTY.
1	015235	SUPPORT, LOG SIDE		2
2	P04107	Fitting, 3/16" Grease		2
	01655SAE	MOUNTING KIT, LOG SIDE SUPPORT		2
3	016544	Pin, Log Side Support Pivot		1
4	F05005-4	Bolt, 1/4-20 X 1 1/2" Hex Head Grade 5		1
5	F05011-11	Washer, 1/4" SAE Flat		2
6	F05010-SAE	Nut, 1/4-20 Self Locking		1
7	016555	Plate, Log Side Support End		1
8	F05008-61	Bolt, 1/2-13 X 3 1/2" Hex Head Grade 5		2
9	F05011-2	Washer, 1/2" SAE Flat		5
10	F05010-8	Nut, 1/2-13 Hex Nylon Lock		3
11	014632	Washer, .52" x 1.6SAE"		1
12	F05008-33	Bolt, 1/2-13 X 1 1/2" Hex Head Grade 5		1
13	016558	Plate, Side Support Washer Clamp		1
	0167SAE8	GUARD KIT, STAINLESS STEEL SIDE SUPPORT		1
14	016722	Guard, Stainless Steel Side Support		4
15	F05005-4	Bolt, 1/4-20 x 1 3/4" Hex Head		8
16	F05011-11	Washer, 1/4" SAE Flat		16
	F05011-5	Washer, 5/8" SAE Flat		4
17	F05010-6SAE	Nut, 1/4-20 Hex Nylon Lock		8
	0167SAE8-1005	Instruction Sheet		1
	016562	ROLLER KIT, SIDE SUPPORT	(OPTIONAL FOR MANUAL)	2

9.9 Safety Chain Assembly



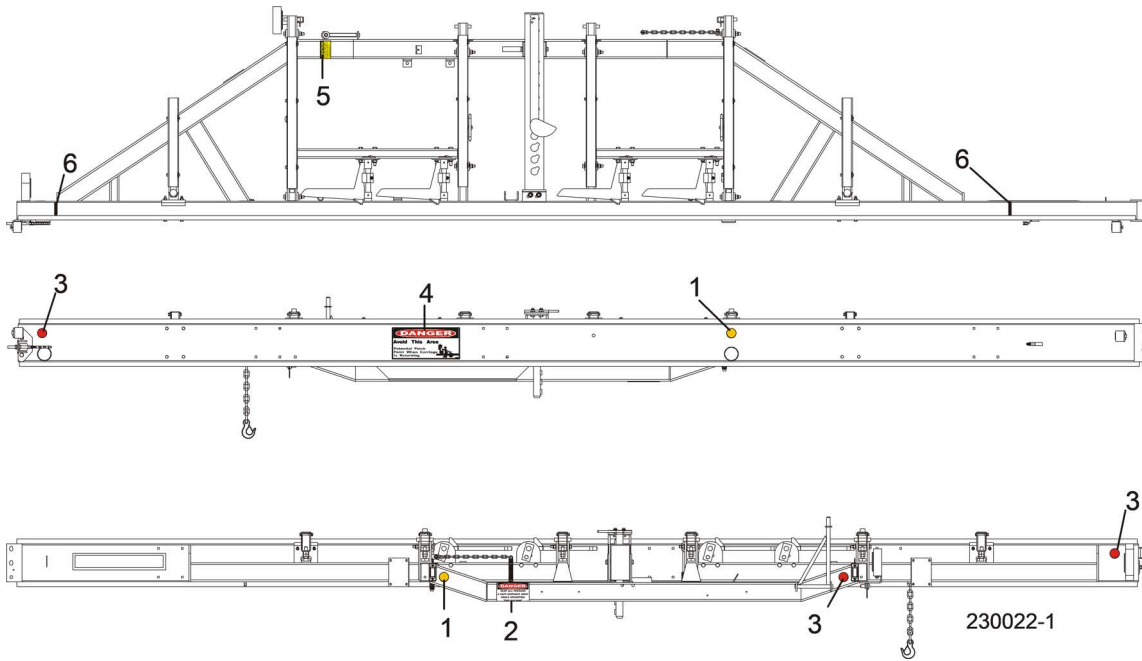
REF	PART #	DESCRIPTION	COMMENTS	QTY.
1	107SAE72	CHAIN, 15 INCH SAFETY		1
2	F05008-33	BOLT, 1/2-13X1 1/2 HEX HEAD GRADE 5		1
3	F05010-8	NUT, 1/2-13 NYLON HEX LOCK		1
4	F05011-35	WASHER, 7/16 STANDARD FLAT		1

9.10 Saw Head Rest Pin Assembly



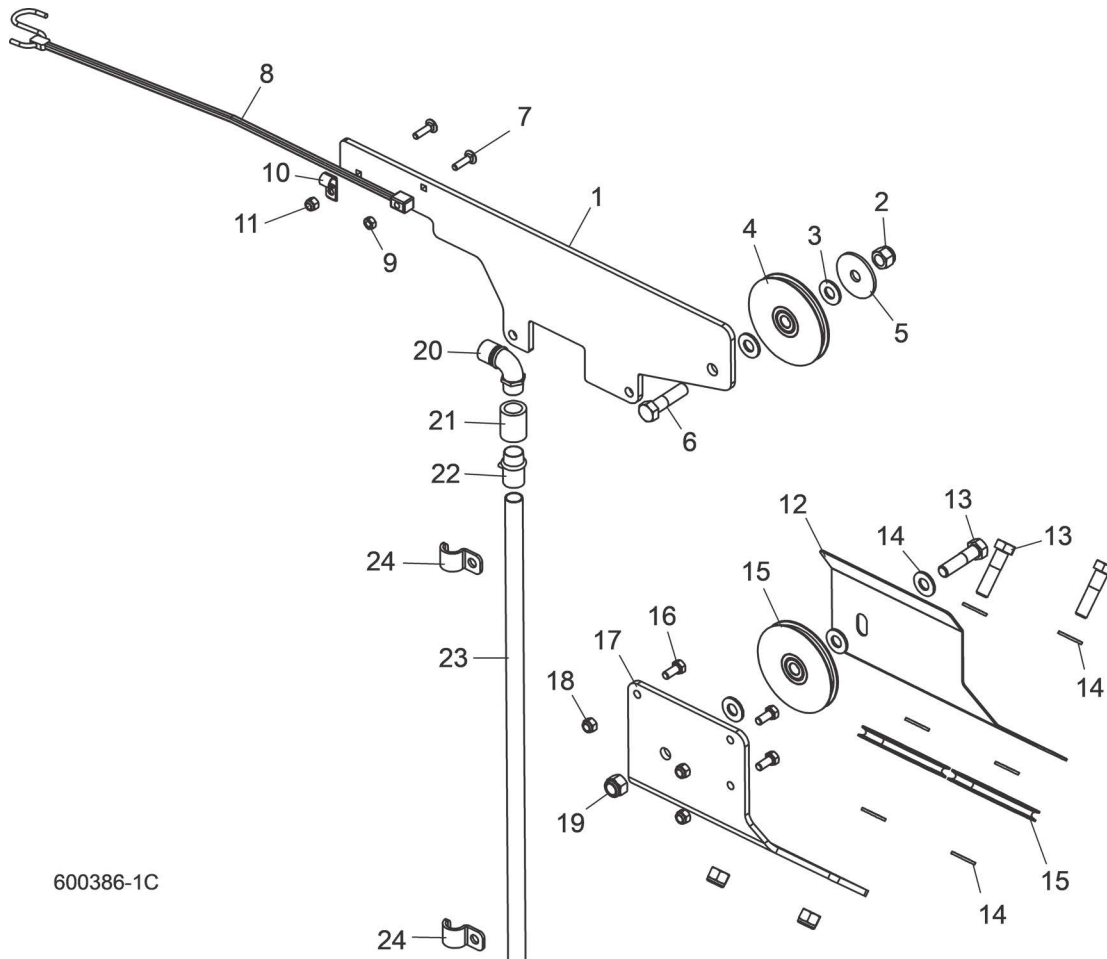
REF	PART #	DESCRIPTION	COMMENTS	QTY.
	0745SAE6	Pin Assembly, LT70 Rest		1
	0745SAE7	Pin Assembly, LT70 Rest (Wide Head)		1
1	074126	Pin, Saw Head Rest	074126 replaced 034442 Saw-head Rest Pin and 074127 replaced 065464 Sawhead Rest (Wide Head) Pin (Rev. B5.02).	1
	074127 ¹	Pin, Saw Head Rest (Wide Head)		1
2	014151	Pin, 3/8" x 2 1/4" Snap Retainer		1
3	F05008-74	Bolt, 1/2-13 x 2 1/2" Hex Head Grade 5	F05008-74 replaced F05008-10 after 5/14/2021, ECN 37840.	1
4	F05011-2	Washer, 1/2" SAE Flat	(2) F05011-2 added after 5/14/2021, ECN 37840.	4
5	F05010-3	Nut, 1/2-13 Hex Lock		1

9.11 Bed Frame Decals



REF	PART #	DESCRIPTION	COMMENTS	QTY.
1	P07453	DECAL, AMBER REFLECTIVE 2" ROUND		2
2	S0SAE851	DECAL, KEEP AWAY DANGER		1
3	P07452	DECAL, RED REFLECTIVE 2" ROUND		3
4	P10287	DECAL, PINCH POINT DANGER		1
5	S12581	DECAL, SAW HEAD REST CAUTION		1
6	S12051	DECAL, LOG LIMIT STRIPE		2

9.12 Festoon Upper and Lower Pulleys



600386-1C

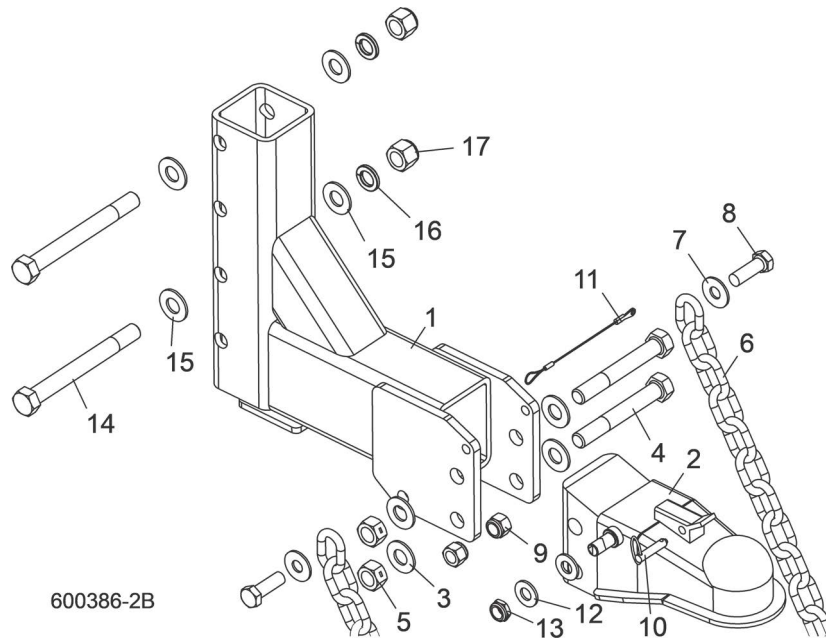
REF	PART #	DESCRIPTION	COMMENTS	QTY.
	065911	PULLEY ASSEMBLY, FESTOON UPPER		1
1	071190	Plate, Festoon Upper Pulley Mount		1
2	F05010-8	Nut, 1/2-13 Nylon Hex Lock		1
3	F05011-2	Washer, 1/2" SAE Flat		2
4	076075	Pulley Assembly, 4" OD		1
5	F05011-38	Washer, 1/2" x 2" Fender		1
6	F05008-102	Bolt, 1/2-13 x 2" Hex Head Grade 5		1
7	F05005-34	Bolt, 1/4-20 x 1" Carriage		2
8	P07461	Strap, 15" Rubber W/S Hooks		1
9	F05010-21	Nut, 1/4-20 Swaged		1
10	071229	Clamp, 3/8" EMT Coated		1
11	F05010-69	Nut, 1/4-20 Nylock		1
	065912	PULLEY ASSEMBLY, FESTOON LOWER		1
12	071213	Plate, Festoon Lower Pulley Guard		1
13	F05008-102	Bolt, 1/2-13 x 2" Hex Head Grade 5		3
14	F05011-2	Washer, 1/2" SAE Flat		9
15	076075	Pulley Assembly, 4" OD		3
16	F05006-5	Bolt, 5/16-18 x 3/4" Hex Head		3
17	071210	Plate, Festoon Lower Pulley Mount		1

9 **Bed Frame Assembly**
Festoon Upper and Lower Pulleys

REF	PART #	DESCRIPTION	COMMENTS	QTY.
18	F05010-58	Nut, 5/16-18 Nylok Hex		3
19	F05010-8	Nut, 1/2-13 Nylon Hex Lock		3
20	071235	CORDGRIP, .38-.50 WIRE DIA. 1/2" NPT 90 DEG.		1
21	071234	COUPLING, 1/2" NPT ALUMINUM		1
22	071233	CONNECTOR, 1/2" EMT W/SET SCREW		1
23	071231	CONDUIT, 1/2" EMT FESTOON		1
24	071232	CLAMP, 1/2" HEAVY DUTY EMT		2

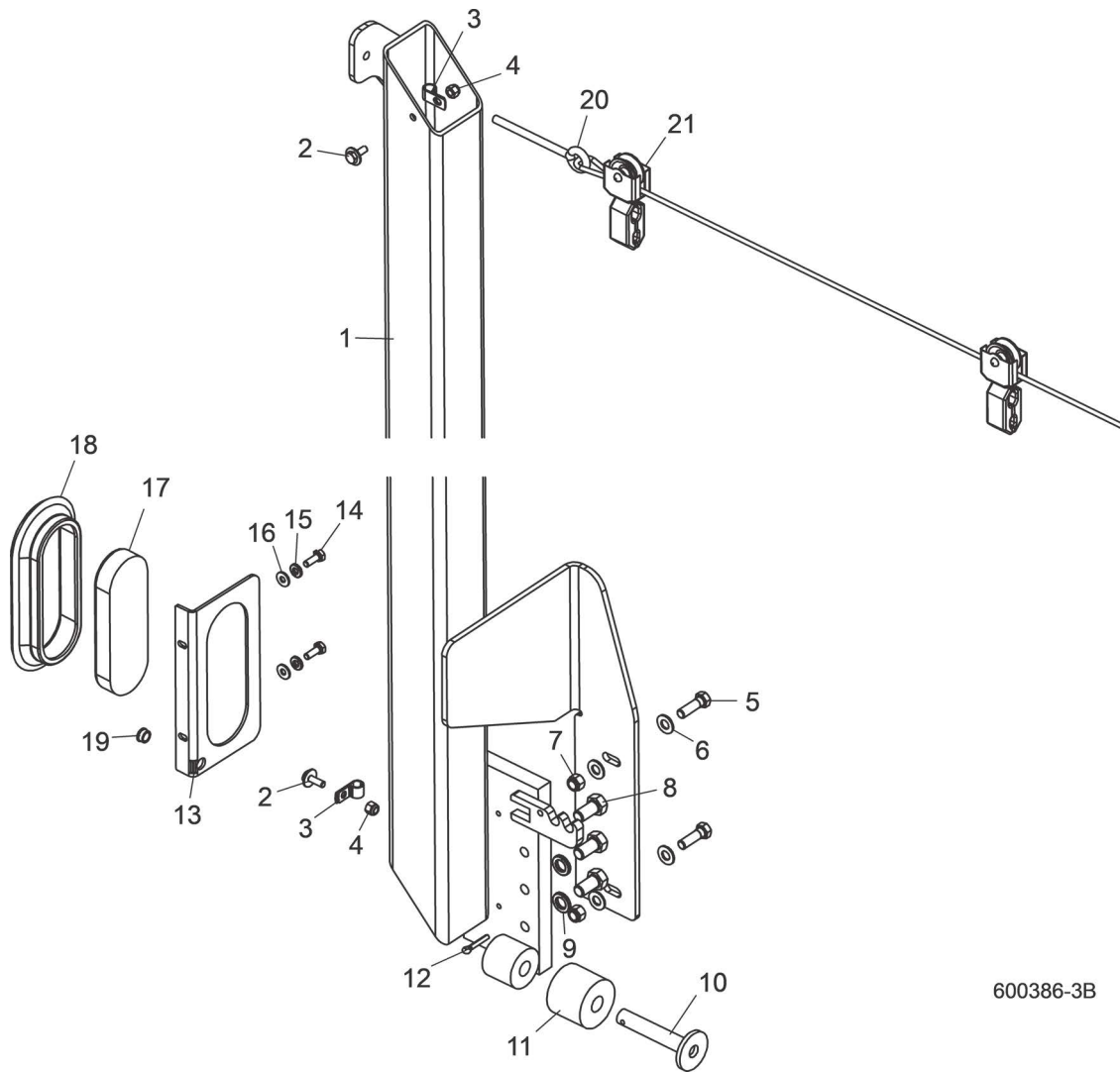
9.13 Hitch Assembly

LT70HD DCS Remote Rev. B5.00+



REF	PART #	DESCRIPTION	COMMENTS	QTY.
	065924	HITCH ASSEMBLY, DCS W/FESTOON		1
	065926	Assembly, DCS w/ Festoon Hitch		1
1	110422	Hitch Weldment, 8,500#		1
2	110476	Hitch Weldment, DCS		1
3	F05011-5	Washer, 5/8 SAE Flat		4
4	F05009-10	Bolt, 5/8-11x4 1/2 Hex Head Gr5		2
5	F05010-4	Nut, 5/8-11 Swaged Hex		2
6	107163	Chain, 30 Inch Safety		2
7	F05011-35	Washer, 7/16 Standard Flat		2
8	F05008-33	Bolt, 1/2-13x1 1/2 Hex Head Gr5		2
9	F05010-8	Nut, 1/2-13 Nyl Hex Lock		2
10	F05012-45	Pin, 5/16x1 Detaining		1
11	016030	Lanyard, 3/64x6		1
12	F05011-2	Washer, 1/2 SAE Flat		2
13	F05010-127	Nut, 1/2-13 Half Nylock, Znc		1
14	F05009-22	BOLT, 5/8-11 X 6" HEX HEAD GRADE 5		2
15	F05011-5	WASHER, 5/8" SAE FLAT		4
16	F05011-27	WASHER, 5/8" SPLIT LOCK		2
17	F05010-34	NUT, 5/8-11 HEX NYLON LOCK		2

9.14 Festoon Rear Post



600386-3B

REF	PART #	DESCRIPTION	COMMENTS	QTY.
	065913	POST ASSEMBLY, DCS FESTOON REAR		1
1	071208	Weldment, Festoon Rear Post		1
2	F05005-134	Bolt, 1/4-20 x 3/4" Hex Head w/Conical Washer		2
3	071229	Clamp, 3/8" EMT Coated		2
4	F05010-69	Nut, 1/4-20 Nylock		2
5	F05007-123	Bolt, 3/8-16 x 1 1/4" Hex Head Grade 5		2
6	F05011-3	Washer, 3/8" Flat SAE		4
7	F05010-10	Nut, 3/8-16 Hex Nyloc		2
8	F05008-128	Bolt, 1/2-13 x 1" Hex Head Grade 8		3
9	F05011-9	Washer, 1/2" Split Lock		3
10	034423	Stop Weldment, Carriage		1
11	P12165	Bushing, 11/16" x 2 1/8" x 1 3/4" Rubber		1
12	F05012-21	Pin, 3/16" x 1" Cotter		1
	065918	Light Assembly, DCS w/Festoon Rear Tail		1

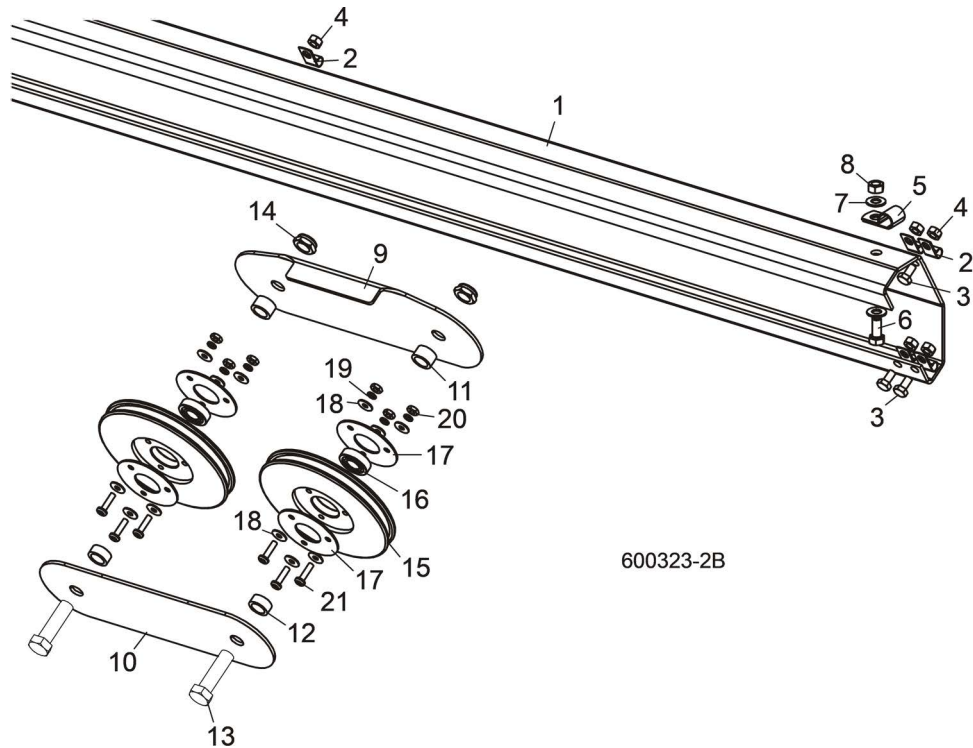
REF	PART #	DESCRIPTION	COMMENTS	QTY.
13	071236	End Cap, DCS Main Tube w/ Light		1
14	F05005-1	Bolt, 1/4-20 x 3/4" Full Thread Hex Head		2
15	F05011-14	Washer, 1/4 Split Lock		2
16	F05011-11	Washer, 1/4" SAE Flat		2
17	006391	Light, 8 Diode LED Tail		1
18	006688	Grommet, 6 1/2" Light Mounting		1
19	065919	Grommet, 3/8" ID Nylon Locking		1
20	065920	CABLE ASSEMBLY, DCS FESTOON TROLLEY		1
	065920-6	CABLE ASSEMBLY, DCS 6' BED EXTENSION FESTOON TROLLEY (OPTIONAL)		1
	065920-12	CABLE ASSEMBLY, DCS 12' BED EXTENSION FESTOON TROLLEY (OPTIONAL)		1
21	076078	TROLLEY, LT70 FESTOON CABLE		4
	068308	CABLE ASSEMBLY, DCS FESTOON CONDUIT		1
	068310	CABLE ASSEMBLY, DCS MAIN FRAME		1
	068312	CABLE ASSEMBLY, DCS FESTOON		1
	068309	CABLE ASSEMBLY, DCS 6' BED EXTENSION FESTOON (OPTIONAL)		1
	068311	CABLE ASSEMBLY, DCS 12' BED EXTENSION FESTOON (OPTIONAL)		1

9 Bed Frame Assembly

Cable Trolley Extrusion/Pulley

9.15 Cable Trolley Extrusion/Pulley

LT70HD DCS Remote Rev. B4.02 - B4.11



600323-2B

REF	PART #	DESCRIPTION	COMMENTS	QTY.
	025700	EXTRUSION ASSEMBLY, DCS TROLLEY	Festoon Retrofit Cable 065931 now available (11/12). If cable failure occurs, use 065931 Festoon Retrofit Cable to upgrade. See Form #2002 LT70 DCS Festoon Retrofit Kit for installation instructions.	1
1	025699	Extrusion, Modified DCS Wireway		1
2	025671	Clamp, 1/4" Wire 9/32" Mounting Hole	Cable Clamp 025671 changed from rubber-insert clamp to vinyl-coated clamp to improve security of revised CANBUS cable 069446 (4/11).	15
3	F05005-15	Bolt, 1/4-20 x 1/2" Hex Head		15
4	F05010-21	Nut, 1/4-20 Hex Lock		15
5	P07584	Clamp, 1/2" EMT Coated		1

Bed Frame Assembly 9

Cable Trolley Extrusion/Pulley

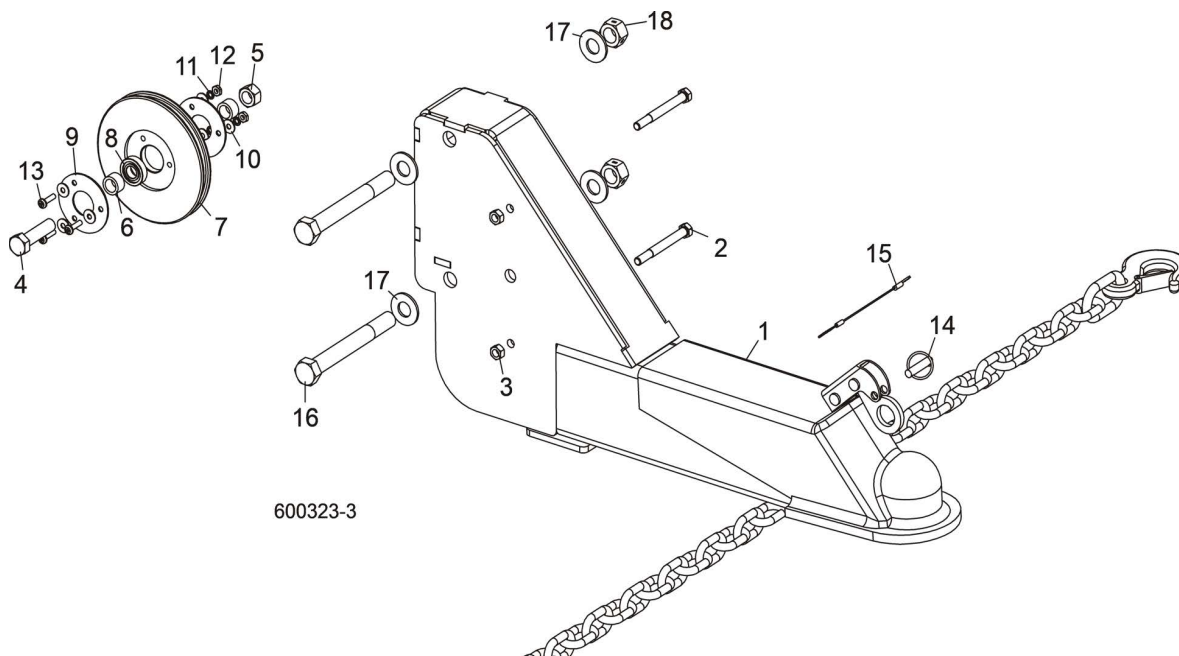
REF	PART #	DESCRIPTION	COMMENTS	QTY.
6	F05006-5	Bolt, 5/16-18 x 3/4" Hex Head		1
7	F05011-17	Washer, 5/16" SAE Flat		2
8	F05010-6	Nut, 5/16-18 Hex Lock		1
	025701	Trolley Assembly, DCS Pulley		1
9	059554	Plate, Roller Link Top		1
10	059555	Plate, Roller Link Bottom		1
11	059556	Spacer, 17/32" x 3/4" x 7/16"		2
12	059557	Spacer, 17/32" x 3/4" x 21/64"		2
13	F05008-88	Bolt, 1/2-13 x 1 3/4" Hex Head Grade 5		2
14	F05010-127	Nut, 1/2-13 Half Nylon Lock		2
	059852	Pulley Assembly, DCS Cable		2
15	059850	Pulley, 5 1/4" OD x 5/16" Cable		1
16	015975	Bearing, R8-2RS Roller		1
17	059851	Plate, Bearing Retainer		2
18	F05011-18	Washer, #10 SAE Flat		6
19	F05011-20	Washer, #10 Split Lock		3
20	F05010-27	Nut, #10-32 Hex		3
21	F05004-38	Screw, #10-32 x 3/4" Phillips Pan Head Machine		3
	069446	CABLE ASSEMBLY, DCS HCM TO ECM CAN-BUS (GRAY)	Cable Assembly 069446 modified 4/11 with larger diameter cable to allow improved clamping security using revised cable clamp 025671.	1
	069447	CABLE ASSEMBLY, DCS HCM TO HEAD-MOUNTED CONTROL (YELLOW - DC ONLY)	Modified to include 1/4" quick male terminal on its blue wire (9/12/2011). When ordering the replacement yellow trolley cable (069447) for sawmills manufactured prior to 9/12/2011, also order fuse holder assembly (024555-1). See Form #1765 DCS Fuse Upgrade Kit for installation instructions.	1
	069447-AC	CABLE ASSEMBLY, DCS HCM TO HEAD-MOUNTED CONTROL (YELLOW - AC ONLY)		1

9 Bed Frame Assembly

Cable Trolley Hitch

9.16 Cable Trolley Hitch

LT70HD DCS Remote Rev. B4.02 - B4.11



REF	PART #	DESCRIPTION	COMMENTS	QTY.
	025703	HITCH ASSEMBLY, DCS TROLLEY		1
1	059861	Hitch Weldment, DCS		1
2	F05006-133	Bolt, 5/16-18 x 3 1/4" Hex Head Grade 5		2
3	F05010-6	Nut, 5/16-18 Hex Lock		2
4	F05008-8	Bolt, 1/2-13 x 2" Hex Head Grade 5		1
5	F05010-3	Nut, 1/2-13 Hex Lock		1
6	059556	Spacer, 17/32" x 3/4" x 7/16"		2
	059852	Pulley Assembly, DCS Cable		1
7	059850	Pulley, 5 1/4" OD x 5/16" Cable		1
8	015975	Bearing, R8-2RS Roller		1
9	059851	Plate, Bearing Retainer		2
10	F05011-18	Washer, #10 SAE Flat		6
11	F05011-20	Washer, #10 Split Lock		3
12	F05010-27	Nut, #10-32 Hex		3
13	F05004-38	Screw, #10-32 x 3/4" Phillips Pan Head Machine		3
14	F05012-45	Pin, 5/16" x 1" Retaining		1
15	016030	Lanyard, 3/64" x 6"		1
16	F05009-11	BOLT, 5/8-11 X 5 1/2" HEX HEAD GRADE 5		2
17	F05011-5	WASHER, 5/8" SAE FLAT		4

Bed Frame Assembly
Cable Trolley Hitch

9

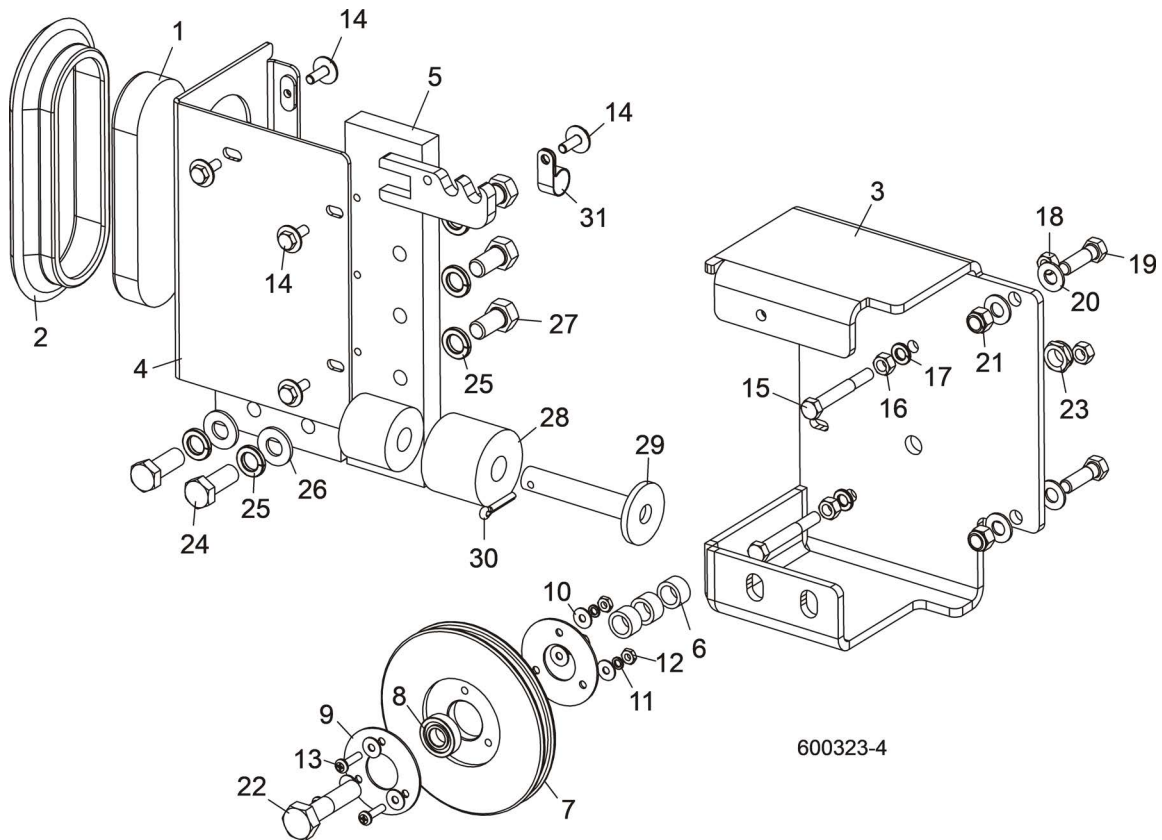
REF	PART #	DESCRIPTION	COMMENTS	QTY.
18	F05010-4	NUT, 5/8-11 HEX LOCK		2

9 Bed Frame Assembly

Cable Trolley Rear Roller

9.17 Cable Trolley Rear Roller

LT70HD DCS Remote Rev. B4.02 - B4.11



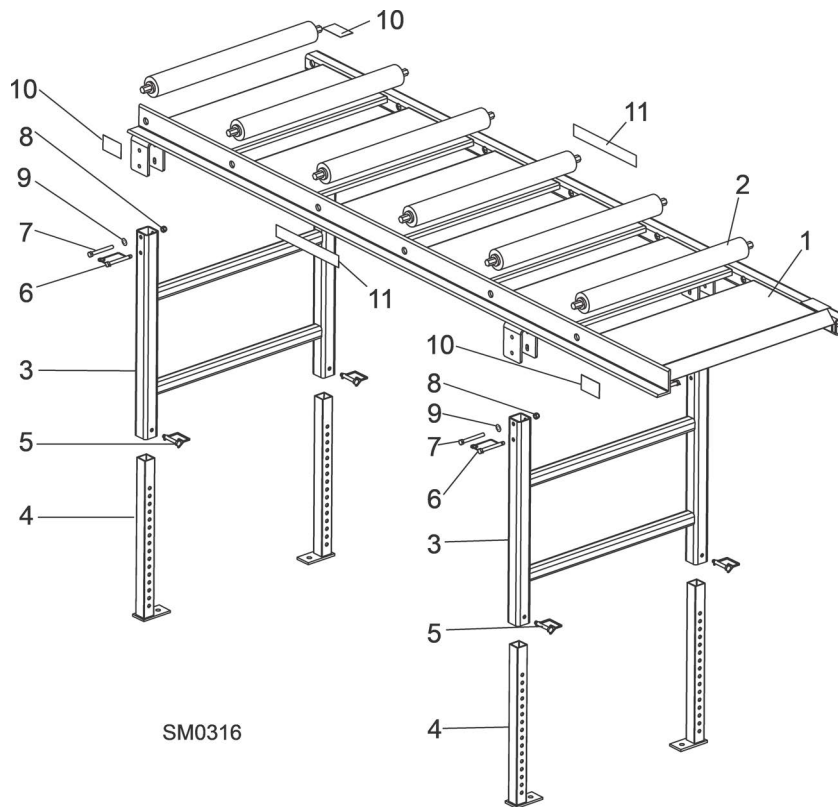
REF	PART #	DESCRIPTION	COMMENTS	QTY.
	025681	ROLLER ASSEMBLY, DCS REAR TROLLEY		1
1	006391	Light, 8-Diode LED Tail		1
2	006688	Grommet, 6 1/2" Light Mounting		1
3	025661	Mount Weldment, DCS Rear Roller		1
4	025662	Cap Weldment, DCS End		1
5	025685	Stop Weldment, DCS Rear Feed		1
6	059556	Spacer, 17/32" x 3/4" x 7/16"		3
	059852	Pulley Assembly, DCS Cable		1
7	059850	Pulley, 5 1/4" OD x 5/16" Cable		1
8	015975	Bearing, R8-2RS Roller		1
9	059851	Plate, Bearing Retainer		2
10	F05011-18	Washer, #10 SAE Flat		6
11	F05011-20	Washer, #10 Split Lock		3
12	F05010-27	Nut, #10-32 Hex		3

Bed Frame Assembly
Cable Trolley Rear Roller

9

REF	PART #	DESCRIPTION	COMMENTS	QTY.
13	F05004-38	Screw, #10-32 x 3/4" Phillips Pan Head Machine		3
14	F05005-134	Bolt, 1/4-20 x 3/4" Hex w/Conical Head		6
15	F05006-10	Bolt, 5/16-18 x 2 1/2" Hex Head		2
16	F05010-17	Nut, 5/16-18 Hex		2
17	F05011-13	Washer, 5/16" Split Lock		2
18	F05010-6	Nut, 5/16-18 Hex Lock		2
19	F05007-123	Bolt, 3/8-16 x 1 1/4" Hex Head Grade 5		2
20	F05011-3	Washer, 3/8" SAE Flat		4
21	F05010-10	Nut, 3/8-16 Hex Nylon Lock		2
22	F05008-10	Bolt, 1/2-13 x 2 1/4" Hex Head Grade 5		1
23	F05010-127	Nut, 1/2-13 Half Hex Nylon Lock		1
24	F05008-37	Bolt, 1/2-13 x 1 1/4" Hex Head Grade 5		2
25	F05011-9	Washer, 1/2" Split Lock		5
26	F05011-2	Washer, 1/2" SAE Flat		2
27	F05008-128	Bolt, 1/2-13 x 1" Hex Head Grade 8		3
28	P12165	Bushing, 11/16" x 2 1/8" x 1 3/4" Rubber		1
29	034423	Pin Weldment, Carriage Stop		1
30	F05012-21	Pin, 3/16" x 1" Cotter		1
31	010748	Clamp, 5/8" EMT Coated		1

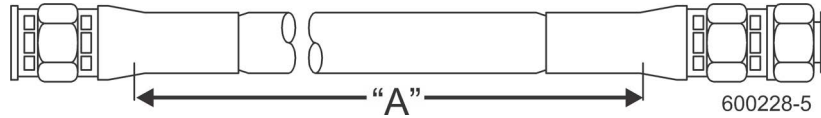
9.18 Board Outfeed Table (Optional)



REF	PART #	DESCRIPTION	COMMENTS	QTY.
	016652	TABLE ASSEMBLY, BOARD OUTFEED		1
1	016606	Table Weldment, Board Outfeed		1
2	038167	Roller, 2 1/2" x 25"		6
3	016609	Mount Weldment, Outfeed Table Leg		2
4	016651	Leg Weldment, Outfeed Table		4
5	014151	Pin, 3/8" x 2 1/4" Square Wire Lock		4
6	016677	Pin, Snap - Coil Tension		4
7	F05004-123	Bolt, 3/8-16x3 1/2 HH Gr5		4
8	F05010-222	Nut, 3/8-16 Flanged Hex Nylock		4
9	F05011-3	Washer, 3/8 Flat SAE		4
10	S12641	Decal, Hand Pinch Point Warning		4
11	015882	Decal, Wood-Mizer Logo 10.25"		2

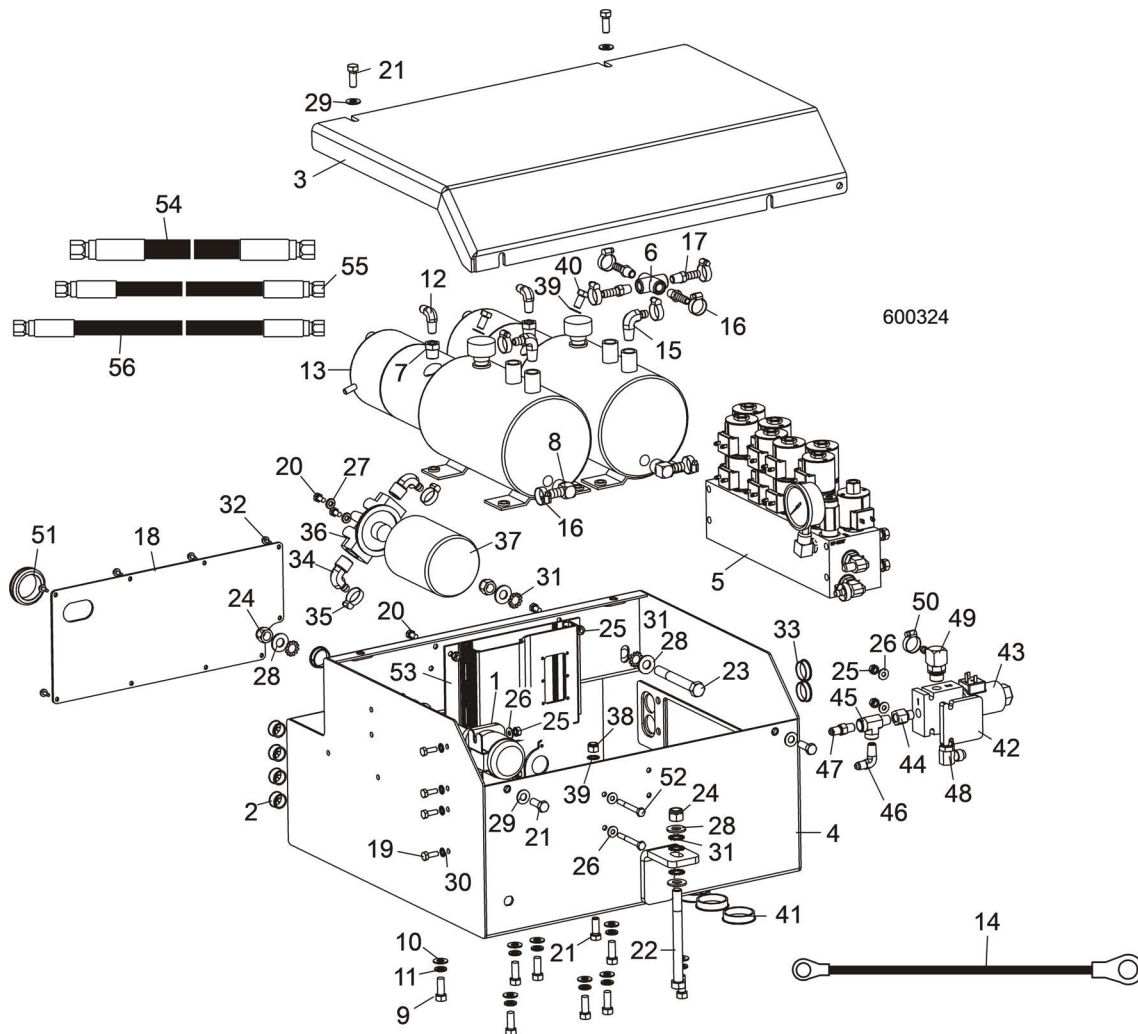
SECTION 10 BED HYDRAULIC SYSTEM

10.1 Hydraulic Hoses



ID	Color Code	LENGTH "A"	Application (NOTE: See Hydraulic Information Section in Operator's Manual for Hydraulic Schematics)	HOSE PART #
H1	Purple	81"	1/4" Rear Toe Board Top	079000-81
H2	Black	87"	1/4" Rear Toe Board Base	079000-87
H3	Yellow	52"	1/4" Front Toe Board Top	079000-52
H4	Gray	56"	1/4" Front Toe Board Base	079000-56
H5	Green	43"	1/4" Clamp Up/Down Top	079000-43
H6	Yellow	32"	1/4" Clamp Up/Down Base	079000-32
H7	Red	22"	3/8" Loading Arm Base	079001-22
H8	Blue	22"	3/8" Loading Arm Top	079001-22
H9	Red	16"	3/8" Side Support Base	079001-16
H10	Pink	15"	3/8" Side Support Top	079001-15
H11	Orange	20"	3/8" Clamp In/Out Base	079001-20
H12	White	23"	3/8" Clamp In/Out Top	079001-23
H13	Green	74"	3/8" Loading Arm Branch Top	079001-74
H14	Green	34"	3/8" Loading Arm Branch Top	079001-34
H15	Yellow	77"	3/8" Loading Arm Branch Base	079001-77
H16	Yellow	34"	3/8" Loading Arm Branch Base	079001-34
H17	Plain	73"	3/8" Log Turner Base	079001-73
H18	Orange	65"	3/8" Log Turner Top	079001-65
H19	Purple	61"	3/8" Log Turner Motor (Nearest Frame)	079001-61
H20	Black	65"	3/8" Log Turner Motor (Furthest from Frame)	079001-65
H21	Plain	27"	1/4" Pump to Valve	079000-27
H22	Plain	38"	1/4" Pump to Valve	079000-38

10.2 Hydraulic Pump Box (DC)



REF	PART #	DESCRIPTION	COMMENTS	QTY.
	025884	BOX ASSEMBLY, LT70DC DCS HYDRAULIC PUMP		1
1	016371	Solenoid Kit, 200A 12V SPST Hydraulic Motor		2
	015470	Solenoid, 200A 12V SPST Cont. Duty	Available in assemblies only.	1
	015426	Diode Assembly, Solenoid Coil Chassis Gnd		1
2	P04137	Grommet, 5/8" Wire		4
3	034636	Plate, Hydraulic Pump Box Top		1
4	036777	Box Weldment, Hydraulic Pump 2005		1
5		Valve Parts (<i>(See Section 10.5)</i>)		
	025885	Pump Assembly, LT70 DCS Hydraulic		1
6	P22311	Fitting, 1/4" NPT Cross		1
7	015490	Fitting, 3/8" NPT x 1/4" NPT Reducer		2
8	015997	Fitting, 1/2" NPT x 1/2" Hose Barb Elbow		2
9	F05007-7	Bolt, 3/8-16 x 1" Hex Head		8
10	F05011-3	Washer, 3/8" SAE Flat		8
11	F05011-4	Washer, 3/8" Split Lock		8
12	P09142	Fitting, 1/4" NPT x 1/4" JIC Elbow		2

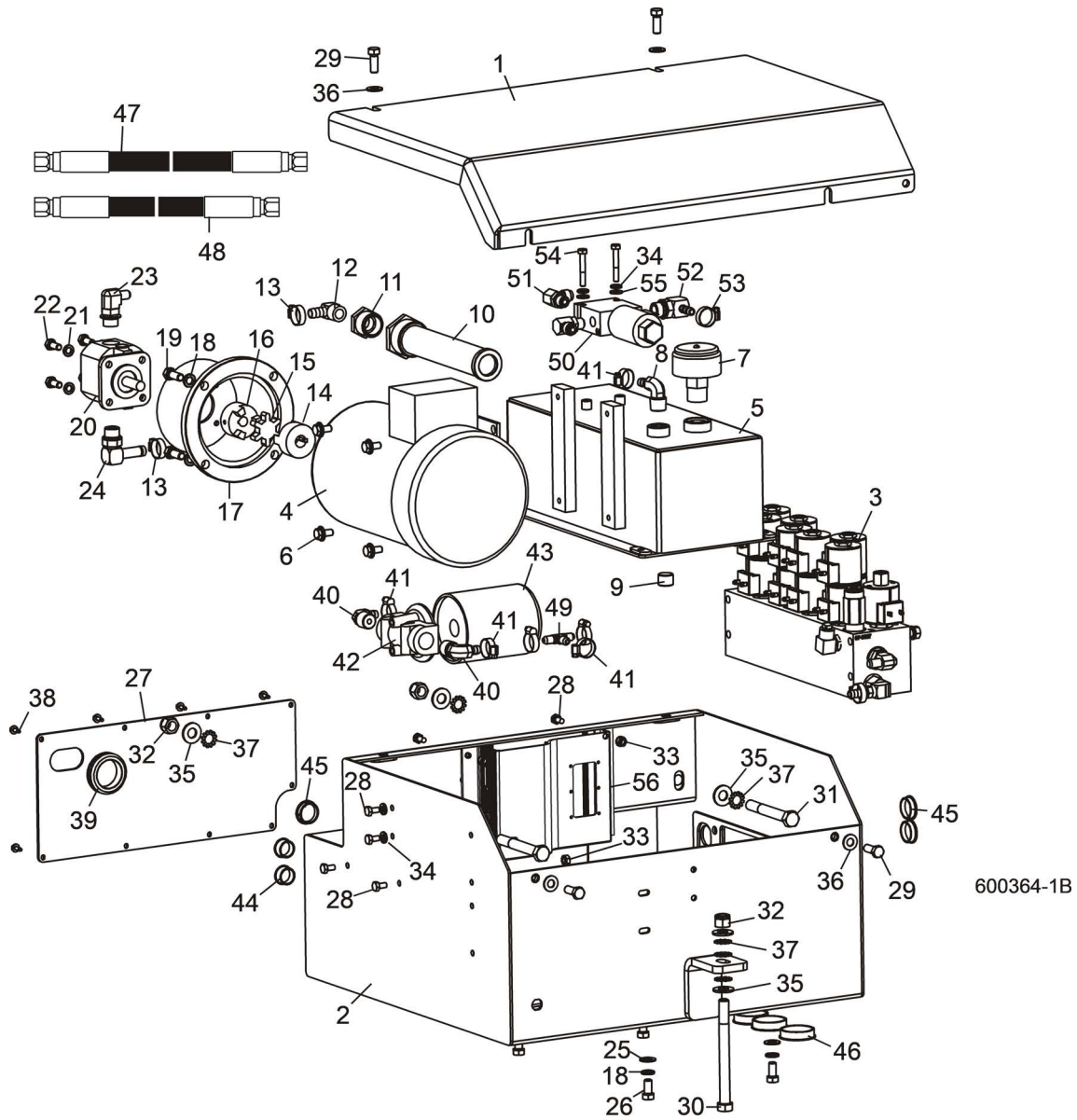
REF	PART #	DESCRIPTION	COMMENTS	QTY.
13	061764	Pump Kit, Hydraulic w/Motor		2
	016199	Pump, Hydraulic Replacement Monarch Model #12070		1
	052807	Motor Kit, Hydraulic Replacement		1
	038683	Motor, 12 VDC Hydraulic Pump #08714 (Iskra)	Available in assemblies only.	1
	038682	Brush Kit, 4-Valve Hydraulic Pump Motor #08658-I (Iskra)		1
	P12513	Bearing, Base Motor #02318		1
14	052806	Wire Assembly, Motor Brush Ground		1
	P12817	Cap, Hydraulic Pump Vented Fill #03171		1
	P10198	O-Ring, Hydraulic Pump/Reservoir #02352		1
	P10315	Seal, Hydraulic Pump/Motor #02330		1
15	P12708	Fitting, 3/8" NPT x 3/8" Hose Barb Elbow		2
16	P12739	Clamp, 11/16" Hose		8
17	014685	Fitting, 1/4" NPT x 3/8" Hose Barb		4
18	025883	Plate, Hydraulic DCS Pump Box Rear		1
19	F05005-1	Bolt, 1/4-20 x 3/4" Hex Head Full Thread		4
20	F05005-15	Bolt, 1/4-20 x 1/2" Hex Head		4
21	F05007-87	Bolt, 3/8-16 x 1" Hex Head Grade 5		5
22	F05008-28	Bolt, 1/2-13 x 5 1/2" Hex Head Grade 5		1
23	F05008-78	Bolt, 1/2-13 x 4" Hex Head Grade 5		2
24	F05010-8	Nut, 1/2-13 Hex Nylon Lock		3
25	F05010-9	Nut, 1/4-20 Hex Self-Locking		8
26	F05011-11	Washer, 1/4" SAE Flat		4
27	F05011-14	Washer, 1/4" Split Lock		2
28	F05011-2	Washer, 1/2" SAE Flat		6
29	F05011-3	Washer, 3/8" SAE Flat		4
30	F05011-37	Washer, 1/4" Exterior Star Lock		4
31	F05011-39	Washer, 1/2" Exterior Star Lock		7
32	F05015-7	Bolt, #10-24 x 1/2" Self-Tapping		9
33	036778	Grommet, 1 3/32" ID Nylon		2
34	P12707	Fitting, 1/2" NPT x 3/8" Hose Barb Elbow		2
35	P12739	Clamp, 11/16" Hose Clamp		2
36	P22683	Manifold, Hydraulic Filter w/Cartridge		1
37	P20301	Filter, S28 Hydraulic Cartridge		1
38	F05010-10	Nut, 3/8-16 Hex Nylon Lock		1
39	F05011-36	Washer, 3/8" External Star Lock		3
40	F05007-27	Bolt, 3/8-16 x 1" Hex Head		2
41	016419	Plug, 1 3/4" Dia. Plastic		4
42	007271	Plate, Diverter Valve Spacer		1
	025864	Valve Assembly, DCS Proportional Flow Control		1
43	025840	Valve, 12VDC Proportional Flow Control		1
44	014686	Fitting, #6 SAE Male x 1/4" NPT Female		1
45	P09141	Fitting, 1/4" NPT Male Run Tee		1

1 Hydraulic System

Hydraulic Pump Box (DC)

REF	PART #	DESCRIPTION	COMMENTS	QTY.
46	P09142	Fitting, 1/4" NPT x 1/4" JIC Male Elbow		1
47	P09143	Fitting, 1/4" NPT x 1/4" JIC Male		1
48	P12704	Fitting, #6 SAE x 3/8" JIC Elbow		1
49	P646	Fitting, 3/8" 90° Hose Barb Elbow		1
50	P12739	Clamp, 11/16" Worm		1
51	043405	Grommet, 1 1/2" ID x 3/16"		1
52	F05005-32	Bolt, 1/4-20 x 2 1/4" Hex Head		2
53	069448	Module Assembly, DCS Hydraulic Control		1
	069444	Cable Assembly, DC CANBus Receptacle		1
	069626	Cable Assembly, Dual DIN A Valves DCS		1
	069627	Cable Assembly, Single DIN A Valve DCS		1
54	025888	Hose Assembly, 3/8" x 5 1/2" Hydraulic		1
55	025886	Hose Assembly, 1/4" x 24" Hydraulic		1
56	025887	Hose Assembly, 1/4" x 34" Hydraulic		1

10.3 Hydraulic Pump Box (AC)



REF	PART #	DESCRIPTION	COMMENTS	QTY.
	065521	BOX ASSEMBLY, LT70AC DCS HYDRAULIC PUMP		1
1	034636	Plate, Hydraulic Pump Box Top		1
2	036777	Box Weldment, Hydraulic Pump (2005)		1
3		Valve Parts (<i>(See Section 10.5)</i>)		
	054824	Pump Assembly, 230/460V AC		1
4	055312	Motor, 3HP 230/460V 56C 3450RPM		1
5	054825	Tank Weldment, 70 Remote Hydraulic		1
6	F05006-101	Bolt, 5/16-18 x 3/4" Hex Head w/Flat & Lock Washer		4
7	P20212	Cap, Hydraulic Breather/Filter		1
8	P12707	Fitting, 1/2" NPT x 3/8" Hose Barb Elbow		1
9	P26258	Fitting, 1/2" NPT Pipe Plug		1
10	P20210	Filter, Hydraulic Tank Suction		1

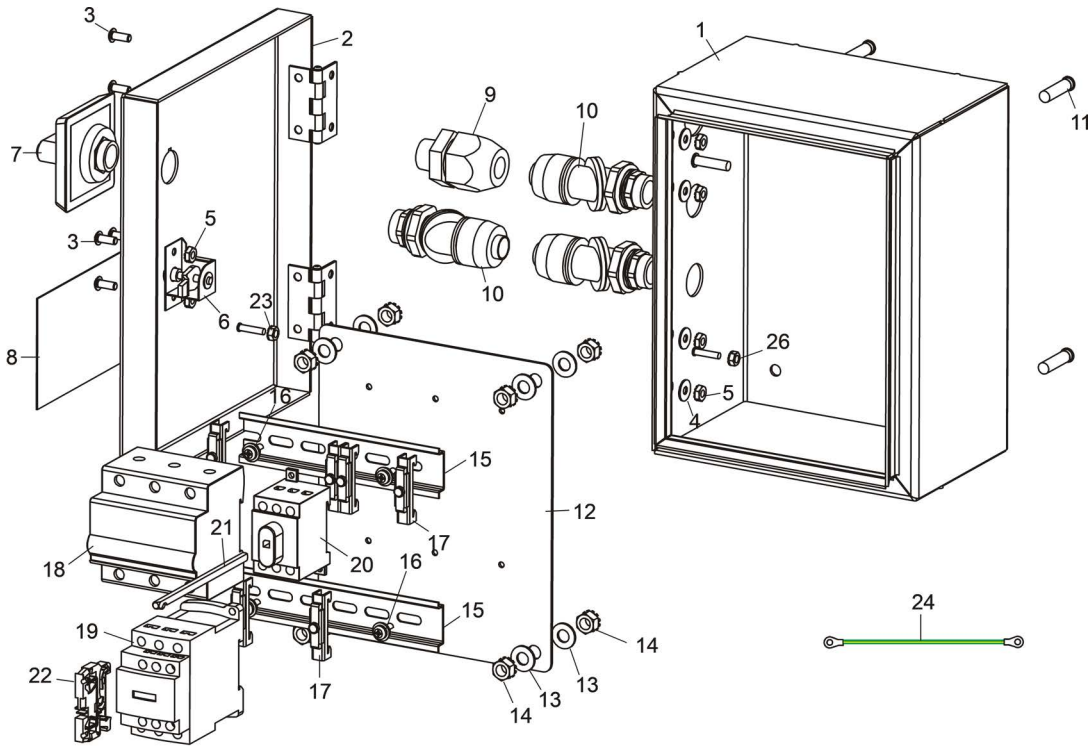
1 Hydraulic System

Hydraulic Pump Box (AC)

REF	PART #	DESCRIPTION	COMMENTS	QTY.
11	P20239	Fitting, 1/2" NPT x 1" NPT Bushing		1
12	015997	Fitting, 1/2" NPT x 1/2" Hose Barb Elbow		1
13	P12739	Clamp, 11/16" Hose		2
14	038951	Coupling Body, L075 x 5/8"		1
15	P20218	Coupling Spider, L075		1
16	P20217	Coupling Body, L075 x 1/2"		1
17	P20215	Adaptor, Hydraulic Motor to Pump		1
18	F05011-4	Washer, 3/8" Split Lock		8
19	F05007-87	Bolt, 3/8-16 x 1" Hex Head Grade 5		4
20	P20213	Pump, Hydraulic		1
21	F05011-13	Washer, 5/16" Split Lock		4
22	F05006-102	Bolt, 5/16-18 x 3/4" Hex Head Grade 5		4
23	015907	Fitting, #8 SAE x #6JIC Tube		1
24	038949	Fitting, #8 SAE x 1/2" Hose Barb Elbow		1
25	F05011-3	Washer, 3/8" SAE Flat		4
26	F05007-27	Bolt, 3/8-16 x 3/4" Hex Head		4
	R02133	Hose, 1/2" ID Low Pressure Hydraulic		.67 ft.
	R01892-1	Hose, 3/8" ID Low Pressure Hydraulic		6.14 ft.
27	025883	Plate, DCS Hydraulic Box Rear Cover		1
28	F05005-15	Bolt, 1/4-20 x 1/2" Hex Head		6
29	F05007-87	Bolt, 3/8-16 x 1" Hex Head Grade 5		4
30	F05008-28	Bolt, 1/2-13 x 5 1/2" Hex Head Grade 5		1
31	F05008-78	Bolt, 1/2-13 x 4" Hex Head Grade 5		2
32	F05010-8	Nut, 1/2-13 Hex Nylon Lock		3
33	F05010-9	Nut, 1/4-20 Hex Self-Locking		4
34	F05011-14	Washer, 1/4" Split Lock		4
35	F05011-2	Washer, 1/2" SAE Flat		6
36	F05011-3	Washer, 3/8" SAE Flat		4
37	F05011-39	Washer, 1/2" Exterior Star Lock		7
38	F05015-7	Bolt, #10-24 x 1/2" Self-Tapping		9
39	043405	Grommet, 1 1/2" ID - 3/16"		1
40	P12707	Fitting, 1/2" NPT x 3/8" Hose Barb Elbow		2
41	P12739	Clamp, 11/16" Hose Clamp		6
42	P22683	Manifold, Hydraulic Filter w/Cartridge		1
43	P20301	Filter, S28 Hydraulic Cartridge		1
44	016424	Plug, 7/8" Dia. Plastic		2
45	036778	Plug, 1 3/32" Dia. Nylon		3
46	016419	Plug, 1 3/4" Dia. Plastic		4
47	065578	Hose, 3/8" x 17" Hydraulic		1
48	065579	Hose, 3/8" x 14" Hydraulic		1
49	015485	Fitting, 3/8" Hose Barb 'T'		1
	065523	Valve Assembly, LT70AC DCS Proportional Flow Control		1
50	025840	Valve, 12VDC Proportional Flow Control		1
51	P12704	Fitting, #6 SAE x 3/8" JIC Elbow		2
52	P646	Fitting, 3/8" 90° Hose Barb Elbow		1
53	P12739	Clamp, 11/16" Worm		1
54	F05005-4	Bolt, 1/4-20 x 1 3/4" Hex Head		2

REF	PART #	DESCRIPTION	COMMENTS	QTY.
55	F05011-11	Washer, 1/4" SAE Flat		2
56	069448	Module Assembly, DCS Hydraulic Control		1
	069444-AC	Cable Assembly, AC CANBus Receptacle		1
	069626	Cable Assembly, Dual DIN A Valves DCS		1
	069627	Cable Assembly, Single DIN A Valve DCS		1

10.4 Hydraulic Control Box (AC)

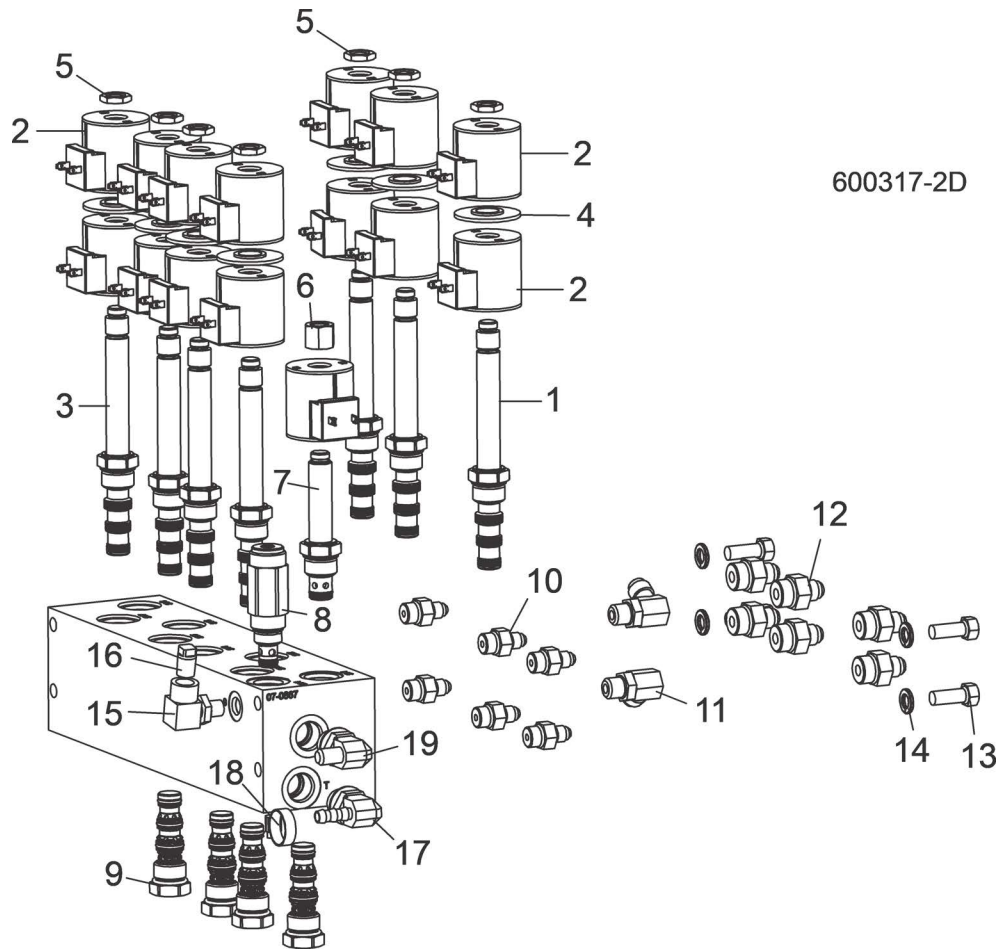


600365

REF	PART #	DESCRIPTION	COMMENTS	QTY.
	069609	CONTROL ASSEMBLY, LT70DCS EB25 REMOTE HYDRAULIC		1
	069608	CONTROL ASSEMBLY, LT70DCS EC25 REMOTE HYDRAULIC		1
1	050302	Box Weldment, Hydraulic AC Control		1
2	050307	Door Weldment, Hydraulic AC Control Box		1
3	F05004-196	Screw, #10-24 x 1/2" Socket Button Head Stainless		6
4	F05011-18	Washer, #10 SAE Flat		4
5	F05010-14	Nut, #10-24 Self-Locking Hex		6
6	051978	Latch, Door		1
7	050883-1	Switch, Red/Yellow Disconnect 6mm		1
8	051948	Decal, Electrical Hazard 2 Places		1
9	E22721	Connector, 1/2" Liquid-Tite Straight		1
10	051750	Connector, 1/2" Liquid-Tite Swivel		3
11	F05006-113	Stud, 5/16-18 x 1 1/4" Type CH Clinch		4
12	050306	Plate, LT70 AC Hydraulic Control Insert		1
13	F05011-17	Washer, 5/16" SAE Flat		8
14	F05010-20	Nut, 5/16-18 Self-Locking Hex		8
15	024474-6	Rail, 35mm x 7.5mm x 6" Steel DIN		2
16	F05004-186	Screw, #10-24 x 1/2" Phillips Head		4
17	E22707	Clamp, Plastic DIN Rail		8
18	024904	Breaker, 16A 3P Curve D C60N (EB25)		1
	050335	Breaker, 8A 3P Curve D C60N (EC25)		1
19	050332	Contact, 18A 3P 12VDC Coil		1

REF	PART #	DESCRIPTION	COMMENTS	QTY.
20	050903-1	Disconnect, 40A 3P Non-Fused 6mm		1
21	050882-1	Shaft, Disconnect Extension 6mm		1
22	053554	Terminal Block, 2 Position		1
	053555	End Cap, 2X Terminal Block		1
23	F05010-41	Nut, #8-32 Self-Locking Hex		2
24	025187	Wire Assembly, 10" Ground		1

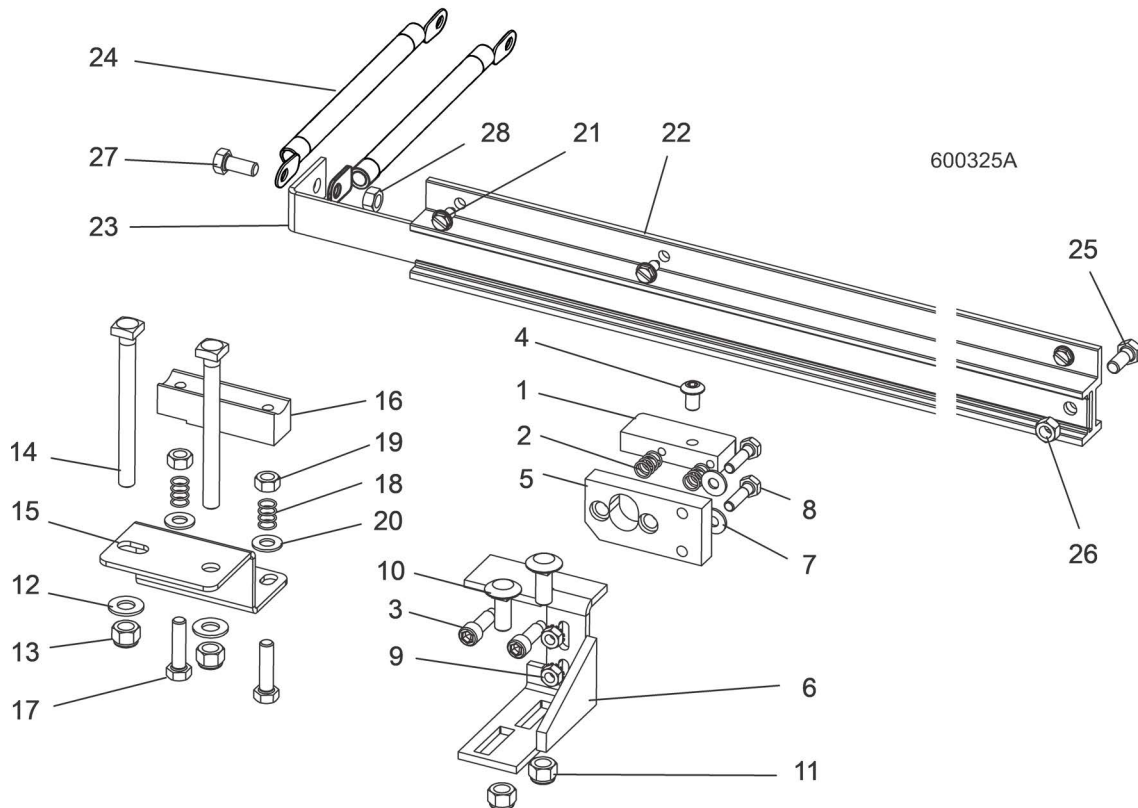
10.5 Hydraulic Valve



REF	PART #	DESCRIPTION	COMMENTS	QTY.
	036760	VALVE ASSEMBLY, LT70 REMOTE HYDRAULIC EXPANDABLE	Torque cartridge spools to 24-26 ft-lbs. Torque coil nuts to 7-10 ft-lbs.	1
	025688	Valve, 7-Spool Expandable Hydraulic		1
1	025830	Valve, SV10-47C Hydraulic (Loader, Turner, Side Support)		3
	061104	Kit, Seal SK10-4N-MMM One Per Spool		1
2	025834	Coil, 12VDC Hydraulic Valve		15
3	025829	Valve, SV10-47D Hydraulic (Toe Boards, Clamp)		4
	061104	Kit, Seal SK10-4N-MMM One Per Spool		1
4	025838	Spacer, SV10-47 Valve Coil		7
5	025837	Nut, SV10-47 Valve Coil		7
6	025836	Nut, SV10-21 Valve Coil		1
7	025831	Valve, SV10-21 Hydraulic (Bypass)		1
	061105	Kit, Seal SK10-2N-T One Per Spool		1
8	025833	Valve, Relief		1
	061107	Kit, Seal SK08-2N-T Relief Valve		1
9	025832	Valve, Dual PO Check		4

REF	PART #	DESCRIPTION	COMMENTS	QTY.
	061104	Kit, Seal SK10-4N-MMM One Per Spool		1
10	P26284	Fitting, 1/4" JIC x 3/8" O-Ring		6
11	P12704	Fitting, #6 SAE - 3/8" JIC Elbow		2
12	P12703	Fitting, #8 SAE x #6 JIC		6
13	F05007-7	Bolt, 3/8-16 x 1" Hex Head		4
14	F05011-4	Washer, 3/8" Split Lock		4
15	017881	Fitting, 1/4" SAE x 1/4" NPT Elbow		1
16	P05498	Plug, 1/4" NPT Pipe	Replaces 5000 PSI Hydraulic Pressure Gauge P10052 (Rev. B4.11).	1
17	034635	FITTING, #8 SAE X 3/8" BARB 90 (EXCEPT LT70 SUPER)	034635 replaces fittings 028160, P05383 and 014685 (11/13). Previously, fittings 028160, P05383 and 014685 replaced 034635 incorrectly shown until 11/10. All valve assemblies used these fittings because there was not enough clearance to install 034635.	1
18	P12739	CLAMP, 11/16" HOSE (EXCEPT LT70 SUPER)		1
19	015907	FITTING, #8 SAE X #6 JIC 90° ELBOW (EXCEPT LT70 SUPER)		1

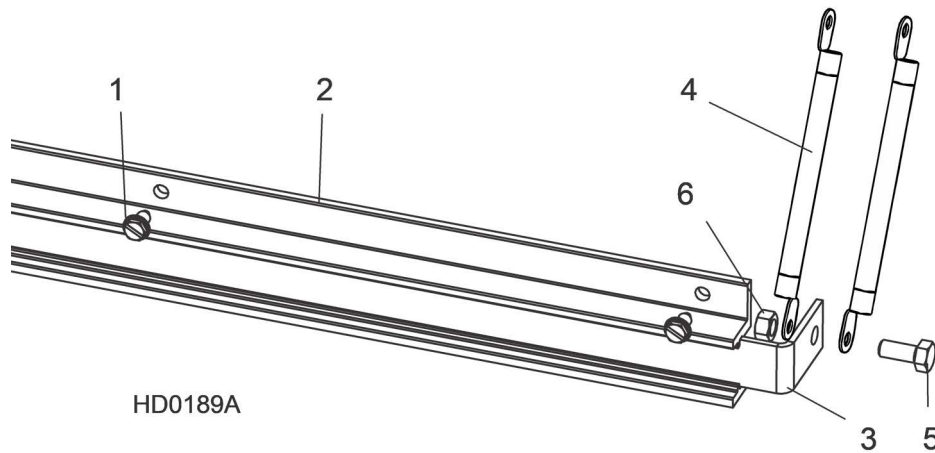
10.6 Hydraulic Power Supply Strip (DC Only)



REF	PART #	DESCRIPTION	COMMENTS	QTY.
	025891	CONTACT ASSEMBLY, HYDRAULIC POWER SUPPLY (POSITIVE DCS)		1
	061075	Contact Kit, DCS Power Supply Positive		1
1	025691	Contact, Hydraulic Power Supply (Positive DCS)		1
2	P10077	Spring, Positive Contact		2
3	F05006-143	Bolt, 5/16" X 3/4" Shoulder (1/4-20 Thread) Stainless		2
4	F05006-20	Bolt, 5/16-18 x 1/2" Socket Button Head		1
5	025690	Insulator, Positive Contact (DCS)		1
6	015324	Bracket, Positive Contact Mounting		1
7	F05011-11	Washer, 1/4" SAE Flat		2
	025893	Wire Assy, Hydraulic Positive Contact DCS		1
8	F05005-38	Bolt, 1/4-20 X 1" Hex Head Grade 2		2
9	F05010-9	Nut, 1/4-20 Hex Self-Locking		2
10	F05007-165	Bolt, 3/8-16 X 1 1/4" Carriage Head		2
11	F05010-10	Nut, 3/8-16 Hex Nylon Lock		2
	025890	CONTACT KIT, HYDRAULIC POWER SUPPLY (GROUND DCS)		1
12	F05011-3	Washer, 3/8" SAE Flat		2
13	F05010-10	Nut, 3/8-16 Hex Nylon Lock		2
14	F05007-175	Bolt, 3/8-16 X 4" Square Head		2
15	017949	Bracket, Ground Contact Mounting		1

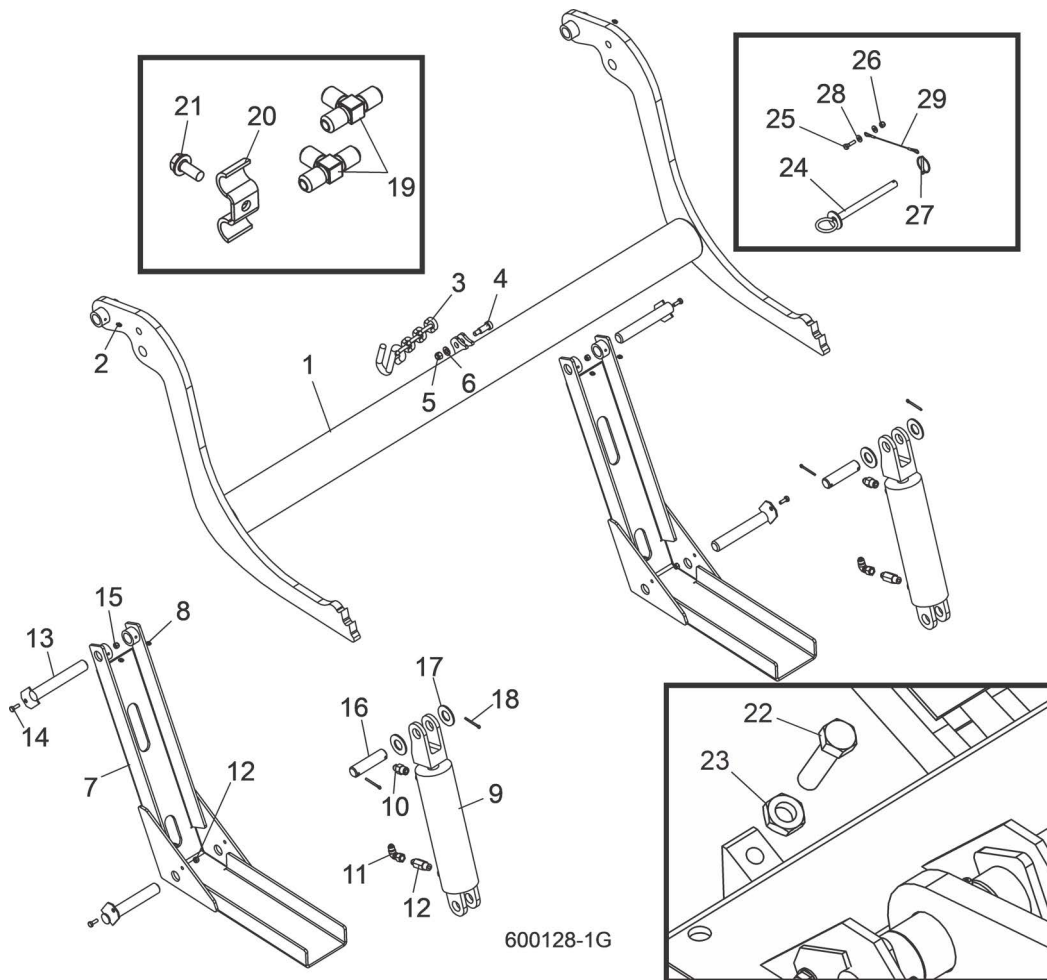
REF	PART #	DESCRIPTION	COMMENTS	QTY.
	025892	Wire Assy, Hydraulic Negative Contact DCS		1
	007717	Kit, Ground Contact 97+ Replacement		1
16	015264	Contact, Hydraulic Power Supply (Ground)		1
17	F05006-93	Bolt, 5/16-18 X 1 1/4" Hex Head Full Thread Grade 5		2
18	P10077	Spring, Ground Contact		2
19	F05010-17	Nut, 5/16-18 Hex		2
20	F05011-17	Washer, 5/16" SAE Flat		2
	017860	STRIP ASSEMBLY, LT70HD REMOTE DC		1
21	F05015-1	Screw, 1/4-20 X 1/2" Slotted Hex Head		8
22	017858	Housing, LT70HD Remote DC Contact Strip		1
	N/A	Strip, LT70HD Remote DC Contact w/Cables		1
23	017859	Strip, LT70HD Remote DC Contact		1
24	052156	Cable Assy, 1AWG Blk x70	052156 replaced R01971 and F05092-16 after 9/17/2021 per ECN 37793	2
	R01971	Cable, #1 Weld	Available in assemblies only.	5.34 Ft
	F05092-16	Terminal, 5/16" Ring #2 Gauge		2
25	F05006-45	Bolt, 5/16-18 X 3/4" Hex Head Black Nylon		1
26	F05010-86	Nut, 5/16-18 Hex Black Nylon		1
27	F05006-5	Bolt, 5/16-18 x 3/4" Hex Head		1
28	F05010-17	Nut, 5/16-18 Hex		1
	038482	CLAMP, 1-1/4 CARBON STEEL CONDUIT		2
	F05015-30	BOLT, 5/16-18X3/4 SELF TAP		1

10.7 Rear Hydraulic Power Supply Strip (DC Only)



REF	PART #	DESCRIPTION	COMMENTS	QTY.
	036686	STRIP ASSEMBLY, REAR HYDRAULIC POWER SUPPLY		1
1	F05015-1	Screw, 1/4-20 X 1/2" Slotted Hex Head		7
2	036687	Housing, Remote DC Rear Contact Strip		1
3	017859	Strip, Remote DC Rear Contact		1
4	052160	Cable Assembly, LT70HD-R Rear Contact Strip	052160 replaced R01971 and F05092-16 after 9/17/2021 per ECN 37793	1
	R01971	Cable, #1 Weld	Available in assemblies only.	10 Ft
	F05092-16	Terminal, 5/16" Ring #2 Gauge		2
	R01950-8	Tube, 5/8" Heat Shrink w/Adhesive ID	Available in assemblies only.	.33 Ft
5	F05006-5	Bolt, 5/16-18 x 3/4" Hex Head		1
6	F05010-17	Nut, 5/16-18 Hex		1

10.8 Hydraulic Log Loader

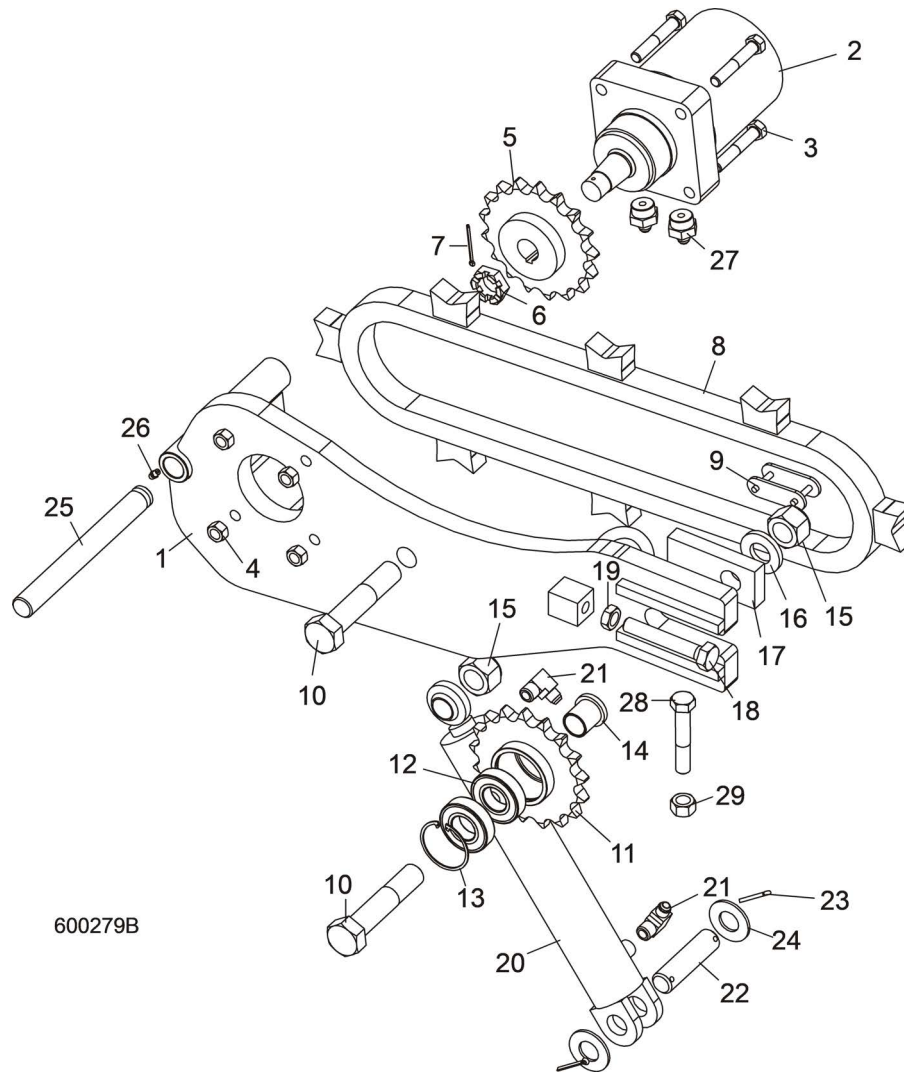


REF	PART #	DESCRIPTION	COMMENTS	QTY.
	034539	LOADER ASSEMBLY, HYDRAULIC LOG		1
	036416	Arm Assembly, Hydraulic Log Loading		1
1	110372	Arm Weldment, Log Loading		1
2	P04107	Fitting, 3/16" Grease		2
3	110472	Chain, 12-1/2 Inch Safety		1
4	F05008-146	Bolt, 1/2 x 1 Shoulder Socket		1
5	F05010-10	Nut, 3/8-16 Hex Nyloc		1
6	F05011-3	Washer, 3/8 Flat SAE		1
7	W09444	Channel, Hydraulic Log Loading Foot		2
8	P04107	Fitting, 3/16" Grease		4
	038735	Cylinder Assembly, Hydraulic Log Loader		2
9	042754	Cylinder, 8" X 3" Hydraulic (3/8" NPT Ports)		1
	P12956	Seal Kit, 8" x 3" Hydraulic Cylinder		1
10	016819	Fitting, 3/8" NPT x 3/8" JIC Male Connector		1
11	042756	Fitting, 3/8" JIC 90° Swivel Elbow		1
12	038734	Fitting, 3/8NPT 6.5GPM Velocity Fuse		1
13	W09446	Pin, Loading Arm Mount		4
14	F05005-1	Bolt, 1/4-20 x 3/4" Hex Head Full Thread		4

1 **Bed Hydraulic System**
Hydraulic Log Loader

REF	PART #	DESCRIPTION	COMMENTS	QTY.
15	F05010-69	Nut, 1/4-20 Hex Lock		4
16	S09251	Pin, Loading Arm Cylinder Mount		2
17	F05011-28	Washer, 1" SAE Flat		4
18	F05012-23	Pin, 3/16" X 1 1/2" Cotter		4
19	015487	Fitting, 3/8" JIC Union 'T'		1
20	016041	Clamp, 3/8" Hydraulic Hose		6
21	F05006-102	Bolt, 5/16-18 X 3/4" Hex Head Grade 5		6
22	F05008-7	BOLT, 1/2-13 X 3" HEX HEAD FULL THREAD GRADE 5		2
23	F05010-31	NUT, 1/2-13 JAM		2
	074208	ARM LOCK ASSEMBLY, LT70 WIDE LOADING (LT70 WIDE HEAD ONLY)	Removed (2) 074163 Loading Arm Lock Plates, (2) F05005-101 Bolts and (2) F05010-69 Nuts and moved location of lock pin to pass through hole in loading arm (LT70 Rev. B6.13/LT70Super Rev. A5.03).	1
24	036692	Pin Weldment, Arm Support		1
25	F05005-101	Bolt, 1/4-20 x 1" Hex Head Grade 5		1
26	F05010-69	Nut, 1/4-20 Nylock		1
27	017604	Pin, Lynch 3/16" w/Chain		1
28	F05011-11	Washer, 1/4" SAE Flat		2
29	016090	Cable, 3/32" Dia. Board Return		1
	074207	LINK, 1/2" THEADED CHAIN QUICK (LT70 WIDE HEAD ONLY)		1

10.9 Hydraulic Log Turner



600279B

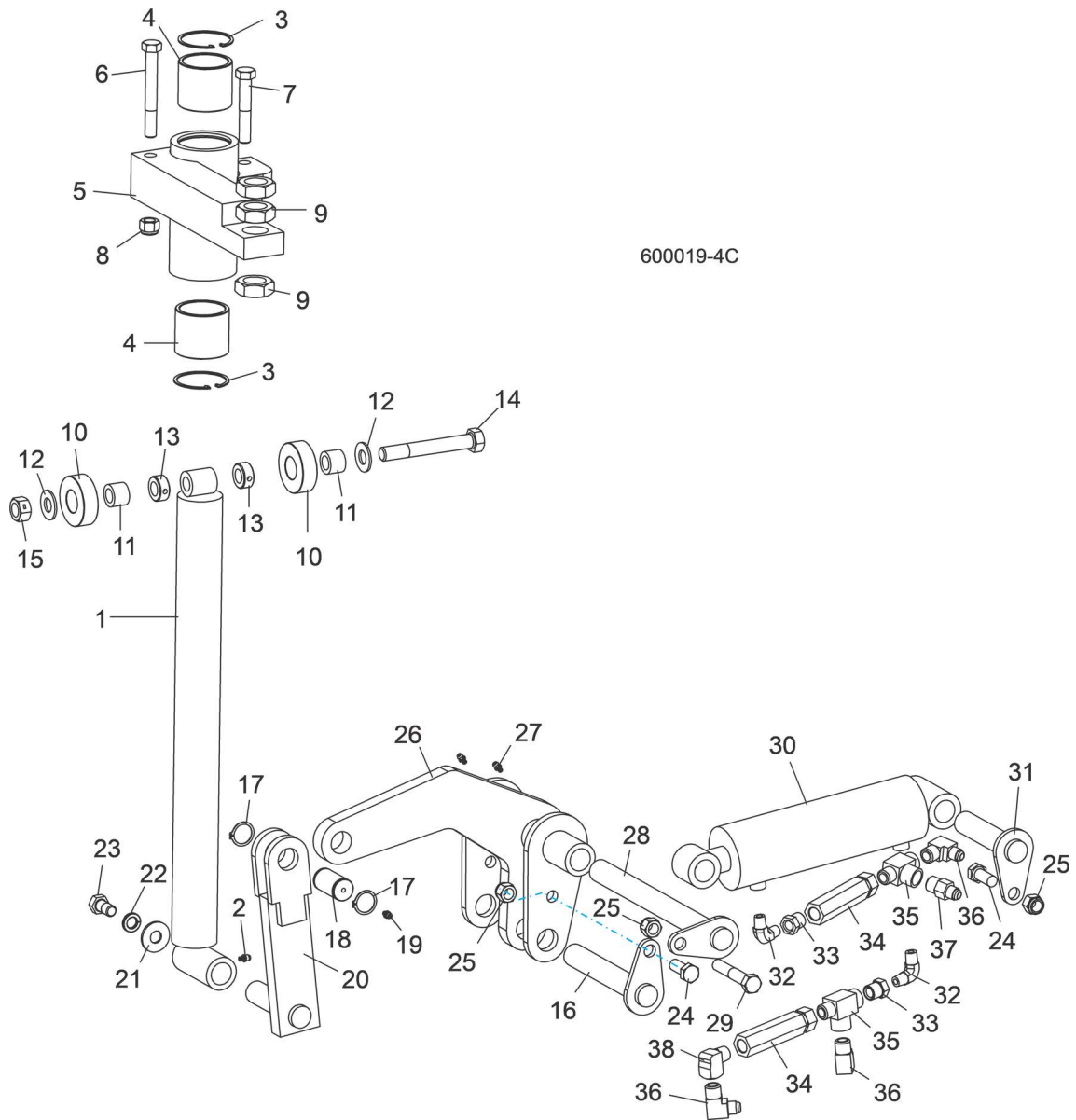
REF	PART #	DESCRIPTION	COMMENTS	QTY.
	006095	ARM ASSEMBLY, HYDRAULIC LOG TURNER		1
1	006471	Arm Weldment, Hydraulic Log Turner		1
2	007331	Motor, Hydraulic Log Turner		1
	061427	Kit, Seal Rebuild		1
3	F05008-23	Bolt, 1/2-13 x 3" Hex Head Grade 5		4
4	F05010-3	Nut, 1/2-13 Hex Lock		4
5	042192	Sprocket Weldment, Log Turner Drive		1
6	018741-2	Nut, Hydraulic Motor Castle		1
7	F05012-43	Pin, 1/8" x 1 3/4" Cotter		1
8	006097	Chain Weldment, Log Turner		1
9	016796	Link, #2080H Master		1
10	F05004-132	Bolt, 1-8 x 5" Hex Head Grade 8		2
	042193	Sprocket Assembly, Idler		1
11	042191	Sprocket Weldment, Idler		1
12	P11035	Bearing, 6206 25 Idler		2
13	F04254-12	Ring, 62mm #472 DIN Inside Retaining		1

1 Bed Hydraulic System

Hydraulic Log Turner

REF	PART #	DESCRIPTION	COMMENTS	QTY.
14	042187	Spacer, Idler Sprocket		2
15	F05010-109	Nut, 1-8 Hex Lock		2
16	038749	Washer, 1" ID x 2" OD x 1/4"		1
17	042188	Plate, Log Turner Chain Tensioner		1
18	F05009-31	Bolt, 5/8-11 x 4" Hex Head Full Thread Grade 5		1
19	F05010-82	Nut, 5/8-11 Hex Jam		1
20	128113	Cylinder, 2" x 10" Welded Rod End Hydraulic	128113 replaced 034267 per ECN 37500 on 6/24/2020. Cylinder may have a vendor # of either 322009 or 322896. The 322009 uses seal kit # 061364; 322896 uses seal kit # 128258.	1
21	016820	Fitting, 3/8" NPT x 3/8" JIC 90° Elbow		2
22	S09251	Pin, 1" x 3.88"		1
23	F05012-23	Pin, 3/16" x 1 1/2" Cotter		2
24	F05011-28	Washer, 1" SAE Flat		2
25	006722	Rod, Grooved Turner Mount		1
26	P05060	Fitting, 1/4-28 Grease		1
27	017640	Fitting, #10 SAE x 3/8" JIC Straight		2
28	F05009-16	BOLT, 5/8-18 X 3 1/2" HEX HEAD BOLT FULL THREAD		1
29	F05010-50	NUT, 5/8-18 HEX		1

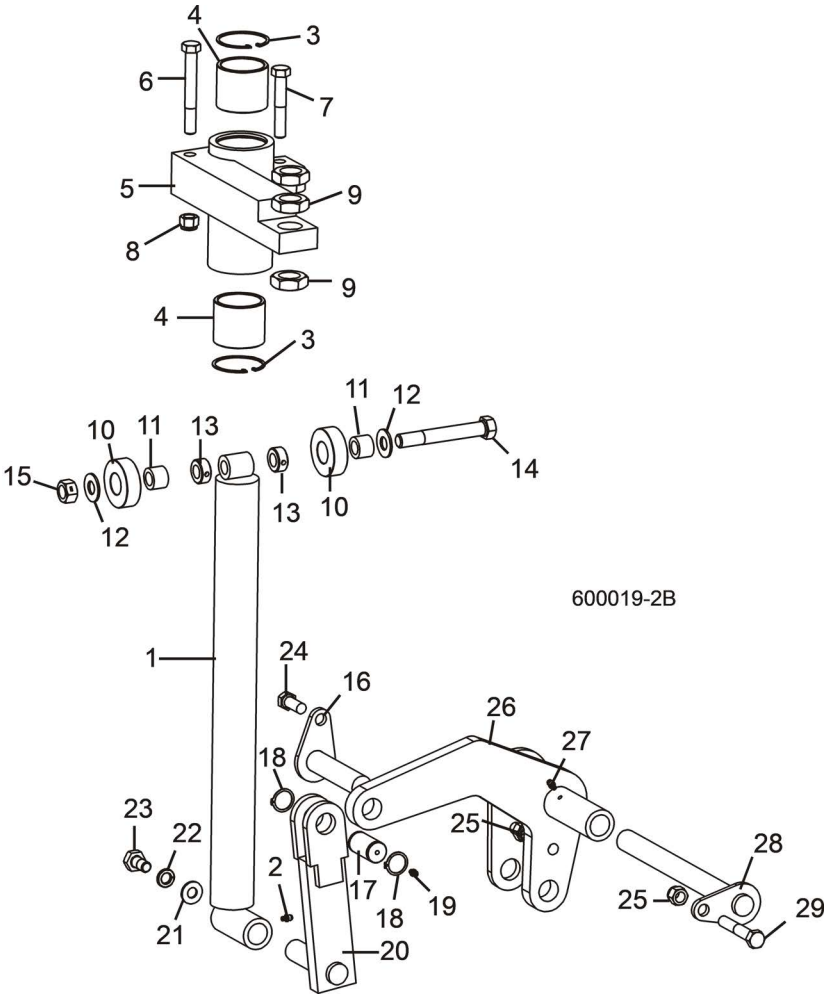
10.10 Hydraulic Log Side Supports (Front)



REF	PART #	DESCRIPTION	COMMENTS	QTY.
	034732	SUPPORT ASSEMBLY, VERTICAL HYDRAULIC SIDE		1
1	034704	Rod Weldment, Vertical Side Support		1
2	P04107	Fitting, 3/16" Straight Grease		1
3	F04254-12	Ring, 62mm Din #472 Inside Retaining		2
4	042262	Bushing, Side Support		2
5	034703	Mount Weldment, Vertical Side Support		1
6	F05008-78	Bolt, 1/2-13 x 4" Hex Head Grade 5		1
7	F05008-23	Bolt, 1/2-13 x 3" Hex Head Grade 5		1
8	F05010-8	Nut, 1/2-13 Hex Nylon Lock		2
9	F05010-118	Nut, 1-14 Hex Jam		3
	034733	Roller Kit, Side Support		1
10	016561	Roller, Side Support		2
11	016560	Bushing, 5/8" x 1" x 3/4" Bronze		2

REF	PART #	DESCRIPTION	COMMENTS	QTY.
12	F05011-5	Washer, 5/8" SAE Flat		2
13	P05035	Collar, 5/8" Lock		2
14	F05009-10	Bolt, 5/8-11 x 4 1/2" Hex Head Grade 5		1
15	F05010-4	Nut, 5/8-11 Hex Lock		1
16	106880	PIN WELDMENT, 6-5/16" PIVOT	106880 replaces 034727 5 1/4" Pin Weldment and 106868 replaces 034715 Lift Weldment to improve access to adjustment nuts (LT50 Rev. A5.22LT70 Rev. B6.13/LT70Super Rev. A5.03).	1
	036053	Pin Assembly, Side Support Pivot		1
17	F04254-15	Ring, 1" 3100-100 Outside Retaining		2
18	034718	Pin, Grooved Pivot	Available in assemblies only.	1
19	P04107	Fitting, 3/16" Straight Grease		1
20	034711	PUSHER WELDMENT, LOWER SIDE SUPPORT		1
21	F05011-52	WASHER, 9/16" SAE FLAT		1
22	F05011-9	WASHER, 1/2" SPLIT LOCK		1
23	F05008-50	BOLT, 1/2-13 X 1" HEX HEAD		1
24	F05008-37	BOLT, 1/2"-13 X 1 1/4" HEX HEAD GRADE 5		2
25	F05010-8	NUT, 1/2-13 HEX NYLON LOCK		3
26	106868 ¹	ARM WELDMENT, SIDE SUPPORT FRONT LIFT		1
27	P04107	FITTING, 3/16" STRAIGHT GREASE		2
28	034728	PIN WELDMENT, 10 7/8" PIVOT		1
29	F05008-23	BOLT, 1/2-13 X 3" HEX HEAD GRADE 5		1
30	034736	CYLINDER, 2 1/2" X 6" X 1/4" NPT PORT HYDRAULIC		1
31	034726	PIN WELDMENT, 4 3/8" PIVOT		1
32	P09140	Fitting, 1/4" NPT Male Pipe Elbow		2
33	015490	Fitting, 3/8" NPT x 1/4" NPT Reducer		2
34	015484	valve, Side Support Sequence		2
35	016822	Fitting, 3/8" NPT Male Run Tee		2
36	016820	Fitting, 3/8" NpT x 3/8" JIC Elbow		3
37	016819	Fitting, 3/8" NPT x 3/8" JIC Connector		1
38	P05759	Fitting, 3/8" NPT Street Elbow		1

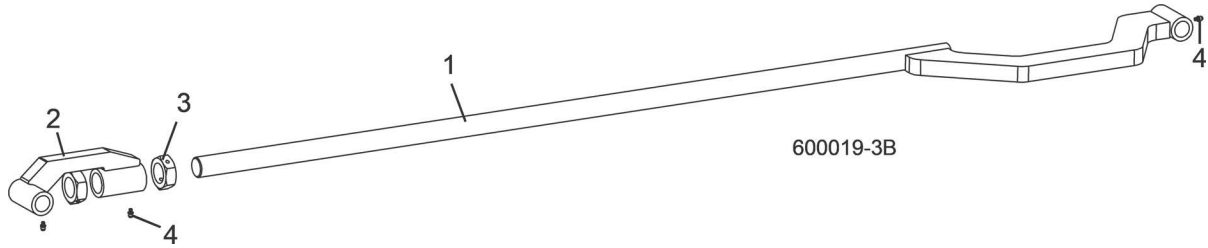
10.11 Hydraulic Log Side Supports (Rear)



REF	PART #	DESCRIPTION	COMMENTS	QTY.
	034732	SUPPORT ASSEMBLY, VERTICAL HYDRAULIC SIDE		1
1	034704	Rod Weldment, Vertical Side Support		1
2	P04107	Fitting, 3/16" Straight Grease		1
3	F04254-12	Ring, 62mm Din #472 Inside Retaining		2
4	042262	Bushing, Side Support		2
5	034703	Mount Weldment, Vertical Side Support		1
6	F05008-78	Bolt, 1/2-13 x 4" Hex Head Grade 5		1
7	F05008-23	Bolt, 1/2-13 x 3" Hex Head Grade 5		1
8	F05010-8	Nut, 1/2-13 Hex Nylon Lock		2
9	F05010-118	Nut, 1-14 Hex Jam		3
	034733	Roller Kit, Side Support		1
10	016561	Roller, Side Support		2
11	016560	Bushing, 5/8" x 1" x 3/4" Bronze		2
12	F05011-5	Washer, 5/8" SAE Flat		2
13	P05035	Collar, 5/8" Lock		2
14	F05009-10	Bolt, 5/8-11 x 4 1/2" Hex Head Grade 5		1
15	F05010-4	Nut, 5/8-11 Hex Lock		1

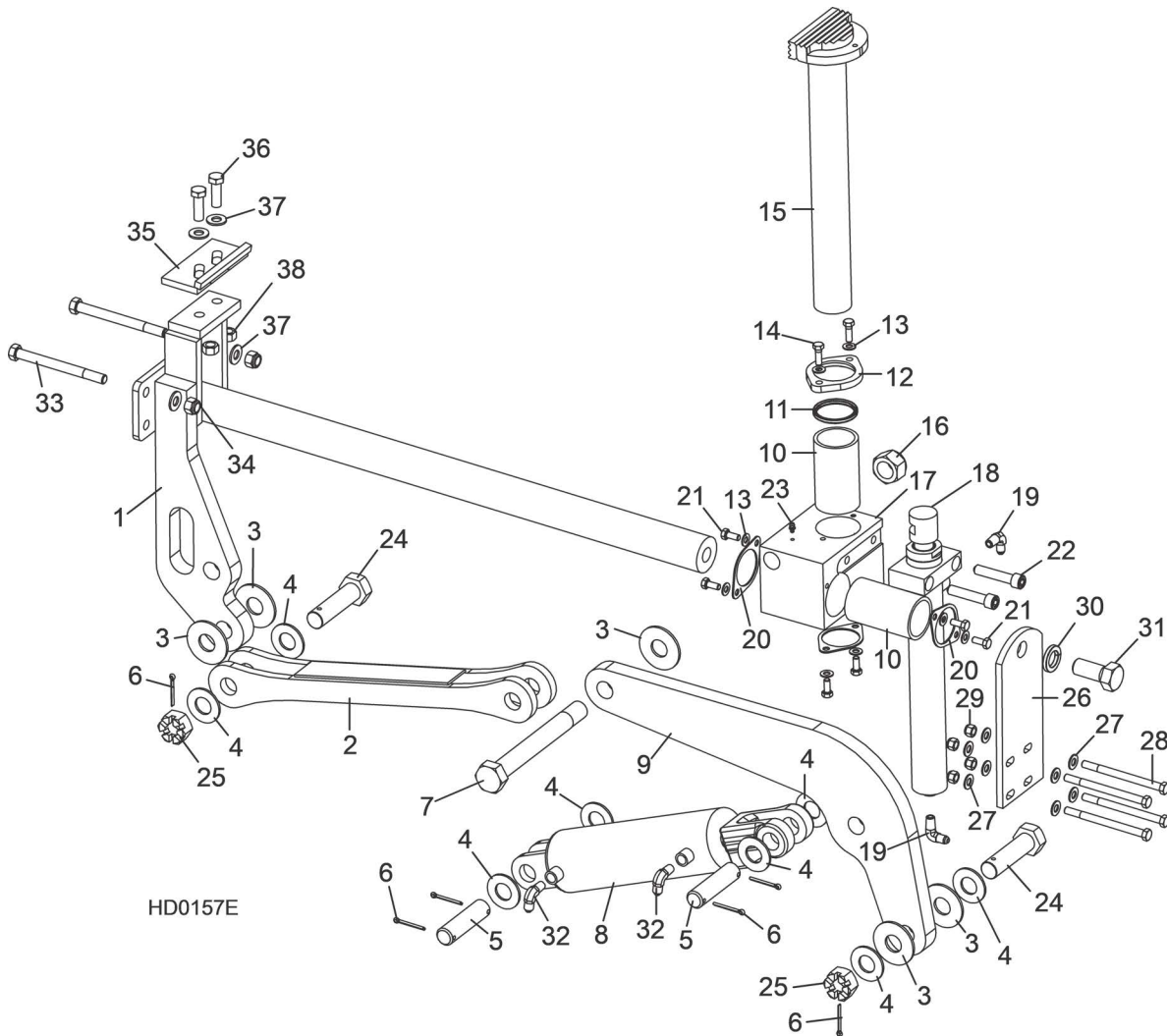
REF	PART #	DESCRIPTION	COMMENTS	QTY.
16	034726	PIN WELDMENT, 4 3/8" PIVOT		1
	036053	PIN ASSEMBLY, SIDE SUPPORT PIVOT		1
17	034718	Pin, Grooved Pivot	Available in assemblies only.	1
18	F04254-15	Ring, 1" 3100-100 Outside Retaining		2
19	P04107	Fitting, 3/16" Straight Grease		1
20	034711	PUSHER WELDMENT, LOWER SIDE SUPPORT		1
21	F05011-52	WASHER, 9/16" SAE FLAT		1
22	F05011-9	WASHER, 1/2" SPLIT LOCK		1
23	F05008-50	BOLT, 1/2-13 X 1" HEX HEAD		1
24	F05008-37	BOLT, 1/2"-13 X 1 1/4" HEX HEAD GRADE 5		2
25	F05010-8	NUT, 1/2-13 HEX NYLON LOCK		2
26	034716	ARM WELDMENT, VERTICAL SIDE SUPPORT REAR LIFT		1
27	P04107	FITTING, 3/16" STRAIGHT GREASE		1
28	034728	PIN WELDMENT, 10 7/8" PIVOT		1
29	F05008-23	BOLT, 1/2-13 X 3" HEX HEAD GRADE 5		1

10.12 Hydraulic Log Side Supports (Link)



REF	PART #	DESCRIPTION	COMMENTS	QTY.
1	034725	ROD WELDMENT, SIDE SUPPORT LINK		1
2	106869	ARM WELDMENT, SIDE SUPPORT LINK	Replaces 034724 Link Arm Weldment to improve access to adjustment nuts (LT50 Rev. A5.22/LT70 Rev. B6.13/LT70Super Rev. A5.03).	1
3	F05010-100	NUT, 1 1/4"-12 HEX JAM		2
4	P04107	FITTING, 3/16" STRAIGHT GREASE		3

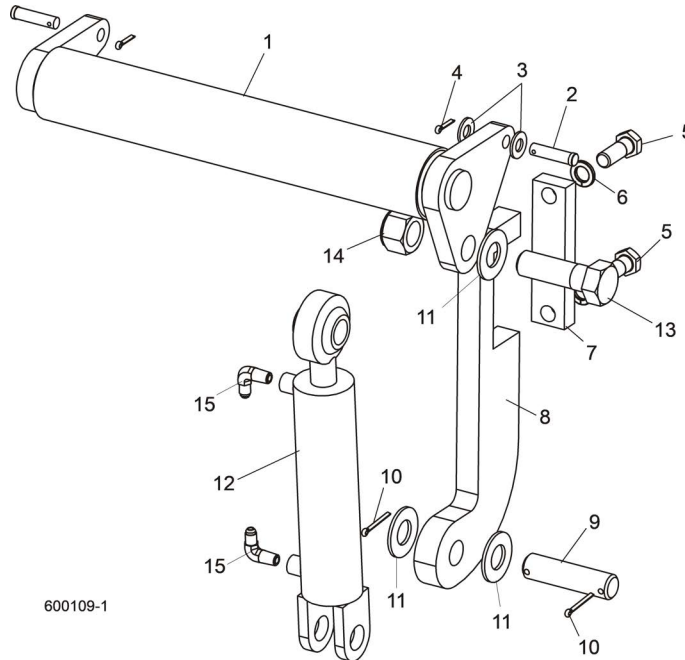
10.13 Hydraulic Log Clamp



REF	PART #	DESCRIPTION	COMMENTS	QTY.
	017264	CLAMP ASSEMBLY, HYDRAULIC 2-PLANE		1
1	017265	Mount Weldment, Hydraulic Clamp Slide		1
2	017267	Link Weldment, Hydraulic Clamp		1
3	015057	Washer, 1/8" x 2 1/2" Hardened		5
4	F05011-28	Washer, 1" SAE Flat		8
5	S09251	Pin, 1" x 3.88"		2
6	F05012-23	Pin, 3/16" x 1 1/2" Cotter		6
7	015049	Bolt, 1-14 x 8 1/2" Hex Head Grade 8		1
8	017275	Cylinder, 3" x 7" Hydraulic		1
	061365	Seal kit for Bailey Cyl. 017275		
	P12956	Seal Kit, Hydraulic Cylinder	P129956 used for J-D Cyl. (Identify by notched gland retaining nut)	1
9	017274	Arm, Clamp Pivot		1
10	015088	Bushing, Clamp Slide		2
	017271	Wiper Assembly, Vertical Clamp Rod		1
11	017273	Wiper, Vertical Clamp Rod		1
12	017272	Flange, Vertical Clamp Rod Wiper		1

REF	PART #	DESCRIPTION	COMMENTS	QTY.
13	F05011-17	Washer, 5/16" SAE Flat		8
14	F05006-1	Bolt, 5/16-18 x 1" Hex Head		2
15	015043	Clamp Weldment, Vertical		1
16	F05010-141	Nut, 1-14 Nylon Lock		1
17	017270	Block, Hydraulic Clamp Slide		1
18	015050	Cylinder Weldment, Vertical Clamp Hydraulic		1
	061435	Seal kit for 1" Bailey Cyl. 015050	Used on Bailey Cyl. after 8/19	1
	016204	Seal Kit, Hydraulic Cylinder		1
	016204-1009	Instruction Sheet, Vertical Clamp Seal Replacement		1
19	074543	Fitting, 4SAE-4JIC 90° Elbow	Fitting, 1/4" NPT x 1/4" JIC Elbow P09142 was replace with 074543 as of 11/6/2020, per ECN 37711.	2
20	017242	Retainer, Clamp Bushing		3
21	F05006-5	Bolt, 5/16-18 x 3/4" Hex Head		6
22	F05008-39	Bolt, 1/2-13 x 2 1/2" Socket Head		2
23	P04107	Fitting, 3/16" Straight Grease		1
24	015072	Bolt, 1-14 x 3 3/4" Hex Head Grade 8 w/Hole		2
25	F05010-163	Nut, 1-14 Slotted Hex		2
26	015068	Plate, Log Clamp Mount		1
27	F05011-3	Washer, 3/8" SAE Flat		8
28	F05007-5	Bolt, 3/8-16 x 5" Hex Head		4
29	F05010-10	Nut, 3/8-16 Hex Nylon Lock		4
30	F05011-46	Washer, 7/8" Split Lock		1
31	F05014-2	Bolt, 7/8-14 x 2" Hex Head Grade 5		1
32	015491	Fitting, 1/4" NPT - 3/8" JIC Elbow		2
33	F05008-28	Bolt, 1/2-13 x 5 1/2" Hex Head Grade 5		2
34	F05010-8	Nut, 1/2-13 Hex Nylon Lock		2
	K09485	Clamp Stop Kit, Hydraulic Log		1
35	W09404	Plate, Clamp Stop		1
36	F05008-33	Bolt, 1/2-13 X 1 1/2" Hex Head Grade 5		2
37	F05011-2	Washer, 1/2" SAE Flat		2
38	F05010-3	Nut, 1/2-13 Hex Lock		2

10.14 Hydraulic Toe Board



REF	PART #	DESCRIPTION	COMMENTS	QTY.
1	074842	TOE BOARD ASSEMBLY, HYDRAULIC		2
2	F05012-82	PIN, 1/2-1 3/4 CLEVIS		4
3	F05011-2	WASHER, 1/2" SAE FLAT		4
4	F05012-3	PIN, 1/8 X 3/4" COTTER		4
5	F05009-33	BOLT, 5/8-11 X 1 3/4" HEX HEAD		4
6	F05011-27	WASHER, 5/8" SPLIT LOCK		4
7	S13023	PLATE, HYDRAULIC TOEBOARD MOUNT		2
8	S13022	BRACKET, HYDRAULIC TOEBOARD MOUNT		2
9	S09251	PIN, CYLINDER MOUNT		2
10	F05012-23	PIN, 3/16" X 1 1/2" COTTER		4
11	F05011-28	WASHER, 1" SAE FLAT		6
12	014482	CYLINDER, 1 1/2" X 6" HYDRAULIC TOE BOARD		2
	014547	Seal Kit, 1 1/2" x 6" Hydraulic Cylinder		1
13	F05009-51	BOLT, 1-8 X 3 1/4" HEX HEAD GRADE 5		2
14	F05010-109	NUT, 1-8 HEX NYLON LOCK		2
15	P09142	FITTING, 1/4" NPT X 1/4" JIC MALE ELBOW	On LT70HD Remote and DCS sawmills, replace the top fitting of the front toe board cylinder with straight fitting P09143.	4

SECTION 11 MISCELLANEOUS

11.1 Replacement Manuals

REF	DESCRIPTION (♦ Indicates Parts Available in Assemblies Only)	PART #	QTY.	
	Wood-Mizer Product Information			
1	ALL-PRODUCTS CATALOG	PS750	1	
	Basic Sawmill Manuals			
2	TRU-SHARP BLADE HANDBOOK	M600	1	
3	WOOD-MIZER GENERAL INFORMATION	M601	1	
4	LT70HD-DR DCS OPERATOR'S MANUAL	M1708	1	
5	LT70HD-DR DCS PARTS MANUAL	M1706	1	
	Power Option Manuals			
6	D55 DCS ENGINE OPTION MANUAL		1	
	Trailer Option Manuals			
7	CLASS IV ELECTRIC BRAKE TRAILER OPTION (DIESEL REMOTE ONLY)	M1114	1	
	Miscellaneous Option Manuals			
8	SHINGLE/LAPSIDER OPTION MANUAL	M621	1	
9	DEBARKER OPTION MANUAL (DCS)		1	
10	LASER SIGHT OPTION MANUAL (DCS)		1	
11	LUBE-MIZER OPTION MANUAL (DCS)		1	
12	LATHE-MIZER OPTION MANUAL	M1337	1	
	Electrical Diagrams			
13	D55-DR DCS ELECTRICAL INFORMATION	M1590	1	
14	E25-DR DCS ELECTRICAL INFORMATION	M1781	1	
15	E30-DR DCS ELECTRICAL INFORMATION	M1782	1	

INDEX

A

autoclutch assembly 4-6

B

battery box 6-8

bed rails

- front/rear 9-1
- middle front 9-3
- middle rear 9-4
- pivot 9-8, 9-9

belt tensioner 4-2

blade guide arm

- drive 2-13, 2-15

blade guides

- drive side 2-7
- idle side 2-1
- throat screw 4-1

blade tensioner 3-7, 3-9, 3-12

blade wheels

- drive side 3-1
- idle side 3-3

board dragback 4-9

board return 4-8

board return table 9-6

brake assembly 4-4

C

cable mount 8-8

cable trolley

- extrusion/pulley 9-14, 9-19
- hitch 9-16, 9-21
- rear roller 9-23

control box 6-1, 6-3

- front panel 6-6
- remote power 6-11, 6-14
- stand & travel brackets 6-5

control box (AC) 6-3

control box (DC) 6-1

covers

- blade housing 4-16
-

D

debarker

- blade housing 5-17, 5-18
- complete assembly 5-1, 5-2, 5-1, 5-2
- cutter head (AC) 5-11, 5-15
- cutter head (DC) 5-11, 5-12, 5-14
- frame assembly 5-3, 5-5
- in/out motor 5-7, 5-9
- spring arm 5-19, 5-20

debarker wire box/hole plugs 4-19

decals

- frame 9-13
 - saw head 4-14, 4-15
-

F

feed chain 8-5

fuse box 6-9

H

hydraulic

- control box (230/460V AC) 10-8
- hoses 10-1
- log clamp 10-24
- log loader 10-15
- log turner 10-17
- power strip 10-12
- pump box (AC) 10-5
- pump box (DC) 10-2, 10-10
- rear power strip 10-14
- rear power strip (DC) 10-14
- side supports 10-19
- side supports (link) 10-23
- side supports (rear) 10-21
- toe board 10-26
- valve 10-10

L

- lubemizer 4-12

M

- manuals 11-1

O

- outfeed table option 9-25

P

- power feed 8-3

R

- rest pin 9-12

S

- sawdust chute 4-18
- side supports 9-10

T

- tensor de hoja 3-5
- track rollers
 - lower 8-6, 8-8
 - upper 8-1
- transducer/cable 6-16

U

- up/down
 - assist 7-7
 - chain & sprockets 7-4
 - drive 7-5

W

- water lube
 - bottle/tray 4-10