

Wood-Mizer[®] Sawmill

Parts Manual

LT70HD

rev. B3.02 - B7.00



Safety is our #1 concern! Read and understand all safety information and instructions before operating, setting up or maintaining this machine.

January 2010

Form #1666

California
Proposition 65 Warning



WARNING: Breathing gas/diesel engine exhaust exposes you to chemicals known to the State of California to cause cancer and birth defects or other reproductive harm.

Always start and operate the engine in a well-ventilated area.
If in an enclosed area, vent the exhaust to the outside.
Do not modify or tamper with the exhaust system.
Do not idle the engine except as necessary.

For more information go to **www.P65warnings.ca.gov**.



WARNING: Drilling, sawing, sanding or machining wood products can expose you to wood dust, a substance known to the State of California to cause cancer. Avoid inhaling wood dust or use a dust mask or other safeguards for personal protection.

For more information go to **www.P65Warnings.ca.gov/wood**.

Active Patents assigned to Wood-Mizer, LLC

Wood-Mizer, LLC has received patents that protect our inventions which are a result of a dedication to research, innovation, development, and design. Learn more at: woodmizer.com/patents

©2024 Wood-Mizer LLC

Printed in the United States of America, all rights reserved. No part of this manual may be reproduced in any form by any photographic, electronic, mechanical or other means or used in any information storage and retrieval system without written permission from

Wood-Mizer, LLC
8180 West 10th Street
Indianapolis, Indiana 46214

Table of Contents

Section-Page

SECTION 1	REPLACEMENT PARTS	1-1
1.1	How To Use The Parts List1-1 <i>To Order Parts</i>	
1.2	Sample Assembly1-1	
1.3	Torque Values1-2	
SECTION 2	BLADE GUIDE ROLLERS & ARM	2-1
2.1	Blade Guide Assembly, Idle Side.....2-1	
2.2	Blade Guide Assembly, Drive Side.....2-2 <i>LT60HD/70HD Rev. B4.11+</i>	
2.3	Blade Guide Assembly, Drive Side.....2-5 <i>LT60HD/70HD Remote Rev. B3.02 - B4.10</i>	
2.4	Blade Guide Arm Drive Assembly.....2-8	
SECTION 3	BLADE WHEELS & TENSIONER	3-1
3.1	Blade Drive Assembly.....3-1	
3.2	Idle Blade Wheel Assembly3-3	
3.3	Hydraulic Blade Tensioner Assembly.....3-5 <i>LT70HD Super Rev. A4.01+</i>	
3.4	Hydraulic Blade Tensioner Assembly.....3-7 <i>LT70HD Remote Rev. B4.08 - B6.04</i> <i>LT70HD Super Rev. A1.00 - A4.00</i>	
3.5	Hydraulic Blade Tensioner Assembly.....3-9 <i>LT70HD Remote Rev. B4.00 -B4.07</i>	
3.6	Hydraulic Blade Tensioner Assembly.....3-12 <i>LT70HD Remote Rev. B3.02</i>	
SECTION 4	SAW HEAD FRAME	4-1
4.1	Middle Throat Screw4-1	
4.2	Belt Tensioner4-2	
4.3	Brake Assembly.....4-4	
4.4	Brake Assembly (DC Only)4-5	
4.5	Autoclutch Assembly (DC Only)4-6 <i>LT70HD Rev. B4.00+</i>	
4.6	Autoclutch Assembly (DC Only)4-8 <i>LT70HD Rev. B3.02</i>	
4.7	Board Return Assembly4-10	
4.8	Water Lube Assembly4-11	
4.9	Saw Head Decals.....4-13 <i>After 11/15/10</i>	
4.10	Saw Head Decals.....4-14	
4.11	Blade Housing Covers.....4-15	
4.12	Sawdust Chute4-17	
4.13	Debarker Wire Box/Grommet4-18	

Table of Contents

Section-Page

SECTION 5	ENGINE OPTIONS	5-1
	<i>LT70HD</i>	
	<i>LT70HD Wireless</i>	
SECTION 6	OPTIONS & ADDITIONAL INCLUDED EQUIPMENT	6-1
	<i>LT70HD/LT70HD Wireless</i>	
SECTION 7	DEBARKER	7-1
7.1	Debarker Assembly (DC Complete)7-1 <i>MKIII LT70 A.00+</i>	
7.2	Debarker Assembly (DC Complete)7-2 <i>MKII LT70 A.00 - B.03</i>	
7.3	Debarker Assembly (AC Complete)7-1 <i>MKIII LT70 A.00+</i>	
7.4	Debarker Assembly (AC Complete)7-2 <i>MKII LT70 A.00 - B.03</i>	
7.5	Frame Assembly7-3 <i>MKIII LT70 A.00+</i>	
7.6	Frame Assembly7-5 <i>MKII LT70 A.00 - B.03</i>	
7.7	In/Out Motor Drive Assembly.....7-7 <i>MKIII LT70 A.00+</i>	
7.8	In/Out Motor Drive Assembly.....7-9 <i>MKII LT70 A.00 - B.03</i>	
7.9	Cutter Head Assembly (DC)7-11 <i>MKIII LT70 A.00+</i>	
7.10	Cutter Head Assembly (DC)7-12 <i>MKII LT70 A.00 - B.03</i>	
7.11	Cutter Head Assembly (AC)7-14 <i>MKIII LT70 A.00+</i>	
7.12	Cutter Head Assembly (AC)7-15 <i>MKII LT70 A.00 - B.03</i>	
7.13	Blade Housing Assembly7-17 <i>MKIII LT70 A.00+</i>	
7.14	Blade Housing Assembly7-18 <i>MKII LT70 A.00 - B.03</i>	
7.15	Spring Arm Assembly7-19 <i>MKII LT70 A.00 - B.03</i>	
SECTION 8	CONTROL & BATTERY BOXES	8-1
8.1	Control Assembly (DC).....8-1 <i>LT70HD</i> <i>Rev. B4.00+</i>	
8.2	Control Assembly (AC).....8-3	
8.3	Control Assembly (DC) (Tier2 Outside U.S. Only).....8-5 <i>LT70HD</i> <i>Rev. B6.03+</i>	

Table of Contents

Section-Page

8.4	Control Assembly (DC).....	8-7
	<i>LT70HD</i> <i>Rev. B3.02</i>	
8.5	Drum Switches	8-9
8.6	Circuit Breakers.....	8-10
8.7	Front Panel Assembly & Harnesses	8-11
	<i>LT70HD</i> <i>Rev. B4.00+</i>	
8.8	Battery Box Assembly (DC Only)	8-13
8.9	Fuse Box Assembly (DC Only).....	8-15
SECTION 9	UP/DOWN SYSTEM	9-1
9.1	Up/Down Rollers & Covers	9-1
9.2	Blade Height & Quarter Scales	9-3
9.3	Up/Down Chain & Sprockets.....	9-4
9.4	Up/Down Drive Assembly	9-5
9.5	Up/Down Assist Assembly (DC Only)	9-7
SECTION 10	FEED SYSTEM & TRACK ROLLERS	10-1
10.1	Upper Track Rollers And Wipers.....	10-1
10.2	Power Feed Assembly	10-3
10.3	Feed Chain/Stop	10-5
10.4	Lower Track Rollers.....	10-6
SECTION 11	BED FRAME ASSEMBLY	11-1
11.1	Bed Rail Assembly, Front And Rear.....	11-1
11.2	Bed Rail Assembly, Middle Front.....	11-3
11.3	Bed Rail Assembly, Middle Rear.....	11-4
11.4	Optional Legs Assembly (Stationary)	11-5
11.5	Board Return Table Assembly	11-7
11.6	Pivot Bed Rail Assembly.....	11-8
11.7	Taper Roller Pivot Assembly	11-9
11.8	Log Side Support Assembly (Manual)	11-10
11.9	Safety Chain Assembly	11-11
11.10	Saw Head Rest Pin Assembly	11-12
11.11	Bed Frame Decals.....	11-13
	<i>After 11/15/10</i>	
11.12	Bed Frame Decals.....	11-14
	<i>Prior to 11/15/10</i>	
11.13	Board Outfeed Table (Optional)	11-15
SECTION 12	BED HYDRAULIC SYSTEM	12-1
12.1	Hydraulic Hoses	12-1
12.2	Hydraulic Pump Box (DC).....	12-2
12.3	Hydraulic Pump Box (230/460V AC).....	12-5
12.4	Hydraulic Pump Box (575V AC).....	12-7
	<i>LT60/70</i> <i>Rev. B3.02 - B4.04</i>	
12.5	Hydraulic Control Box (230/460V AC).....	12-9

Table of Contents

Section-Page

12.6	Hydraulic Control Box (575V AC).....	12-10
	<i>LT60/70</i> <i>Rev. B3.02 - B4.04</i>	
12.7	Hydraulic Power Supply Strip (DC Only).....	12-12
12.8	Hydraulic Power Supply Strip (575V AC Only).....	12-14
	<i>70HD</i> <i>Rev. B3.02 - B4.04</i>	
12.9	Hydraulic Log Loader	12-15
12.10	Hydraulic Log Turner.....	12-17
12.11	Hydraulic Log Side Supports (Front).....	12-19
12.12	Hydraulic Log Side Supports (Rear).....	12-21
12.13	Hydraulic Log Side Supports (Link).....	12-23
12.14	Hydraulic Log Clamp.....	12-24
12.15	Hydraulic Toe Board	12-26
SECTION 13	ACCESSORIES	13-27
	<i>LT70HD/LT70HD Wireless</i>	
SECTION 14	TRAILERS	14-1
	<i>LT70HD/LT70HD Wireless</i>	
SECTION 15	MISCELLANEOUS	15-1
15.1	Replacement Manuals	15-1

SECTION 1 REPLACEMENT PARTS

1.1 How To Use The Parts List

- Use the table of contents to locate the assembly that contains the part you need.
- Go to the appropriate section and locate the part in the illustration.
- Use the number pointing to the part to locate the correct part number and description in the table.
- Parts shown indented under another part are included with that part.

To Order Parts

- From the continental US, call **1-800-525-8100** to order parts. Have your customer number, vehicle identification number, and part numbers ready when you call.
- From other international locations, contact the Wood-Mizer distributor in your area for parts.

1.2 Sample Assembly



REF	PART #	DESCRIPTION	COMMENTS	QTY.
	012345	SAMPLE ASSEMBLY, COMPLETE	INCLUDES ITEMS 1-6	1
1	F02222-22	Sample Part		1
2	F03333-33	Sample Part		2
	098765	Sample Subassembly	Includes items 3-6	1
3	S04444-44	Subassembly Sample Part		1
4	K55555	Subassembly Sample Part		1
	054321	Sample Sub-Subassembly	Includes items 5-6	2
5	022222	Sub-Subassembly Sample Part		1
6	F10234-56	Sub-Subassembly Sample Part		1

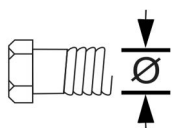
The Sample Assembly, Complete, part number 02345 (top level assembly) includes two parts (F0222-22 and F0333-33) and the 098765 subassembly.

Subassembly 098765 contains two parts(S04444-44 and K55555) and two copies of sub-subassembly 054321.

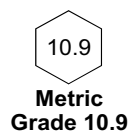
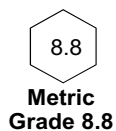
Each sub-subassembly 054321 contains two parts (022222 and F10234-56).

1.3 Torque Values

Grade		Units	SAE 5	SAE 8
Grade Mark				
Bolt Dia.	Threads Per In.	Units	SAE 5	SAE 8
6	32	in-lbs (Nm)	20 (2.3)	-
8	32	in-lbs (Nm)	24 (2.7)	30 (3.4)
10	24	in-lbs (Nm)	35 (4.0)	45 (5.1)
10	32	in-lbs (Nm)	40 (4.5)	50 (5.7)
12	24	in-lbs (Nm)	50 (5.7)	65 (7.3)
1/4	20	in-lbs (Nm)	95 (10.7)	125 (14.1)
1/4	28	in-lbs (Nm)	95 (10.7)	150 (17.0)
5/16	18	ft-lbs (Nm)	17 (22.6)	23 (31.2)
5/16	24	ft-lbs (Nm)	20 (27.1)	25 (33.8)
3/8	16	ft-lbs (Nm)	30 (40.7)	40 (54.2)
3/8	24	ft-lbs (Nm)	35 (47.5)	45 (61.0)
7/16	14	ft-lbs (Nm)	50 (67.8)	65 (88.1)
7/16	20	ft-lbs (Nm)	55 (74.6)	70 (94.9)
1/2	13	ft-lbs (Nm)	75 (101.7)	100 (135.6)
1/2	20	ft-lbs (Nm)	85 (115.3)	110 (149.2)
9/16	12	ft-lbs (Nm)	105 (142.4)	135 (183.1)
9/16	18	ft-lbs (Nm)	115 (155.9)	150 (203.4)
5/8	11	ft-lbs (Nm)	150 (203.4)	195 (264.4)
5/8	18	ft-lbs (Nm)	160 (217.0)	210 (284.8)
3/4	10	ft-lbs (Nm)	170 (230.5)	220 (298.3)
3/4	16	ft-lbs (Nm)	175 (237.3)	225 (305.1)
7/8	9	ft-lbs (Nm)	302 (409.5)	473 (640.9)
7/8	14	ft-lbs (Nm)	300 (406.8)	400 (542.4)
1	8	ft-lbs (Nm)	466 (631.8)	714 (967.4)



Metric Bolt Head Identification



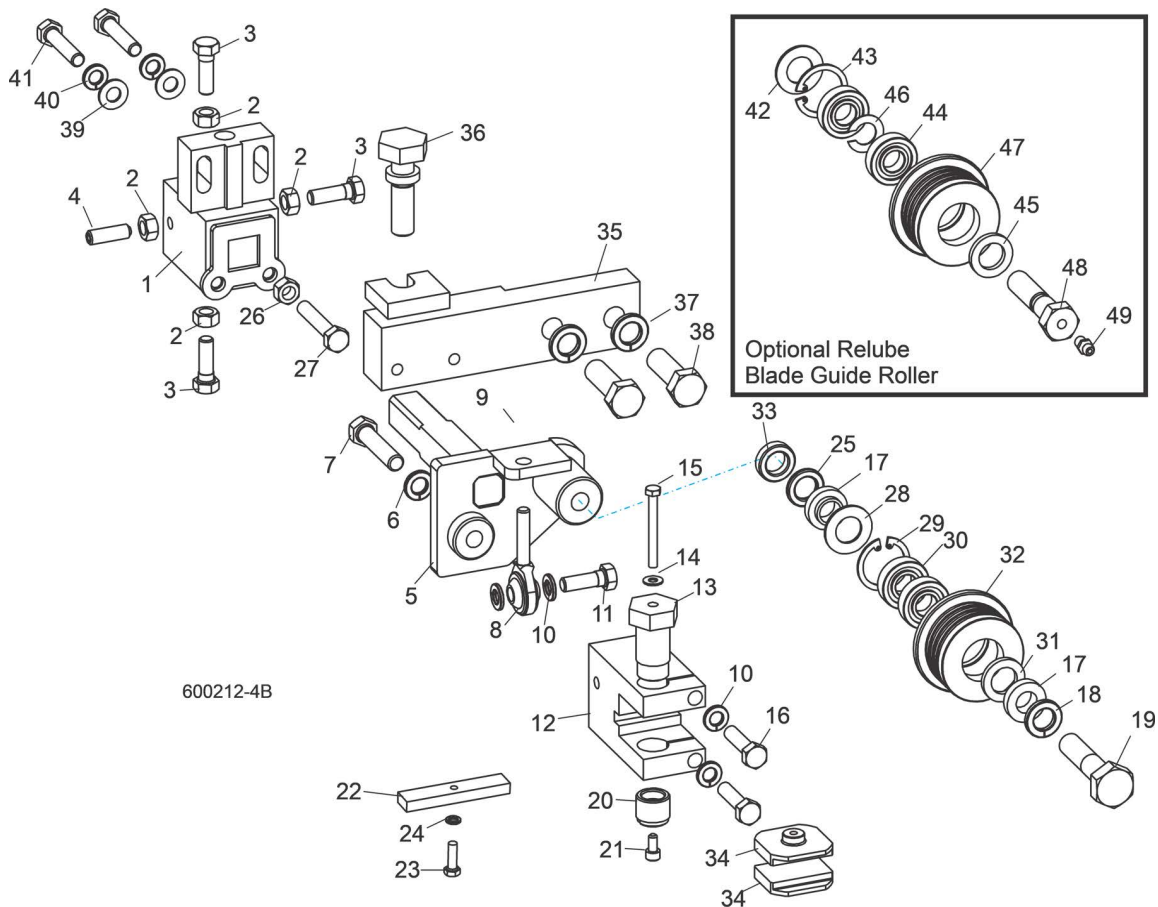
COARSE THREAD					FINE THREAD				Wrench Size	
Diameter & Thread Pitch	Metric 8.8		Metric 10.9		Diameter & Thread Pitch	Metric 8.8		Metric 10.9		
	N-m	lbs-ft	N-m	lbs-ft		N-m	lbs-ft	N-m		lbs-ft
6 x 1.0	8	6	11	8					10 mm	
8 x 1.25	20	15	27	20	8 x 1.0	21	16	29	22	13 mm
10 x 1.5	39	29	54	40	10 x 1.25	41	30	57	42	16 mm
12 x 1.75	68	50	94	70	12 x 1.25	75	55	103	76	18 mm
14 x 2.0	109	80	151	111	14 x 1.5	118	87	163	120	21 mm
16 x 2.0	169	125	234	173	16 x 1.5	181	133	250	184	24 mm
18 x 2.5	234	172	323	239	18 x 1.5	263	194	363	268	27 mm
20 x 2.5	330	244	457	337	20 x 1.5	367	270	507	374	30 mm
22 x 2.5	451	332	623	460	22 x 1.5	495	365	684	505	34 mm
24 x 3.0	571	421	790	583	24 x 2.0	623	459	861	635	36 mm
30 x 3.0	1175	867	1626	1199	30 x 2.0	1258	928	1740	1283	46 mm

SECTION 2 BLADE GUIDE ROLLERS & ARM

2.1 Blade Guide Assembly, Idle Side

2.2 Blade Guide Assembly, Drive Side

LT60HD/70HDRev. B4.11+



REF	PART #	DESCRIPTION	COMMENTS	QTY.
	036812	ROLLER/BLOCK ASSEMBLY, DRIVE SIDE		1
	036867	Block Assembly, Blade Guide Mount		1
1	036868	Block Weldment, Blade Guide Mount	Available in assemblies only.	1
2	F05010-17	Nut, 5/16-18 Hex		4
3	F05006-88	Bolt, 5/16-18 x 1" Hex Head Stainless Steel		3
4	F05006-122	Screw, 5/16-18 x 1" Socket Head Flat Point Stainless Steel Set		1
5	036865	Shaft Weldment, Drive Side Guide		1
6	F05011-4	Washer, 3/8" Split Lock		1
7	F05007-119	Bolt, 3/8-16 x 1 3/4" Hex Head Grade 5		1
8	P09814	Rod End, 5/16-24 Male		1
9	F05010-28	Nut, 5/16-24 Hex Jam		2
10	F05011-13	Washer, 5/16" Split Lock		4
11	F05006-88	Bolt, 5/16-18 x 1" Hex Head Stainless Steel		1
12	036814	Block, Guide Block Mount		1
13	035216	Bolt, Blade Guide Block Mount		1
14	042867	Washer, #10 Brass		1
15	F05004-178	Bolt, #10-32 x 1 3/4" Hex Head Stainless Steel		1
16	F05006-118	Bolt, 5/16-18 x 1 1/4" Hex Head Stainless Steel		2

REF	PART #	DESCRIPTION	COMMENTS	QTY.
17	S04253	Spacer, Blade Guide		2
18	F05011-125	Washer, 1/2 Nord-Lock Zpl		1
19	F05008-10	Bolt, 1/2-13 x 2 1/4" Hex Head Grade 5		1
20	044057	Screw, Lower Block Adjustment		1
21	F05004-200	Screw, #10-32 x 3/8" Socket Head Stainless Steel		1
22	035799	Block, Blade Guide Alignment		1
23	F05004-152	Screw, #10-32 x 5/8" Hex Head		1
24	F05011-20	Washer, #10 Split Lock		1
25	052364	Spacer, 1/2" ID x 7/8" OD x 1/8" Thick	For standard blades	1
26	F05010-17	Nut, 5/16-18 Hex		1
27	F05006-81	Bolt, 5/16-18 x 1 3/4" Hex Head Full Thread Grade 5		1
	A04925	ROLLER ASSEMBLY, BLADE GUIDE	For use with 1 1/4" blades	1
	014299	ROLLER ASSEMBLY, EXTENDED BLADE GUIDE	Optional for use with 1 1/2" blades	1
28	P04252	Washer, 5/8" White Felt		1
29	F04254-1	Ring, 1 1/8" Interior Retaining		1
30	015975	Bearing, R8-2RS Blade Guide	Available in assemblies only.	2
31	P06455	Washer, 5/8" Gray Felt		1
	F05005-105	Screw, 1/4-28 x 1/4" Socket Head Cup Point Set Black Oxide		1
32	S04250	Roller, Flanged Blade Guide (1 1/4" & 1 1/2" blade)	Available in assemblies only.	1
	014243	Roller, Flanged Blade Guide (1 1/2" blade)	Available in assemblies only.	1
33	041626	SPACER, 1/2" ID X 7/8" OD X 1/4"	For use with 1 1/4" Blades Only	1
34	052309	BLOCK, BLADE GUIDE WEAR	Standard for 1 1/2" blades	2
	052355	BLOCK, BLADE GUIDE WEAR	Optional for 1 1/4" blades	2
	036347	BLOCK ASSEMBLY, 1" SQ. EZ-GLIDE WEAR		2
35	034292	ARM WELDMENT, DRIVE SIDE BLADE GUIDE		1
36	035656	BOLT, BLADE GUIDE VERTICAL ADJUSTMENT		1
37	F05011-9	WASHER, 1/2" SPLIT LOCK		2
38	F05008-33	BOLT, 1/2-13 X 1 1/2" HEX HEAD GRADE 5		2
	035248	SHIM, .008" BLADE GUIDE BLOCK SPACER		1
39	F05011-17	WASHER, 5/16" SAE FLAT		2
40	F05011-13	WASHER, 5/16" SPLIT LOCK		2
41	F05006-119	BOLT, 5/16-18 X 1 1/2" HEX HEAD STAINLESS STEEL		2
	016568	ROLLER ASSEMBLY, BLADE GUIDE RELUBE ()	OPTIONAL FOR USE WITH 1 1/4" & 1 1/2" BLADES	1
	057405	ROLLER ASSEMBLY, EXTENDED BLADE GUIDE RELUBE ()	OPTIONAL FOR USE WITH 1 1/2" BLADES	1
42	P04252	Washer, 5/8" White Felt		1
43	F04254-1	Ring, 1 1/8" Interior Retaining		1
44	015975	Bearing, R8-2RS Blade Guide	Remove one seal from each bearing, place open sides facing each other and place spacer 035411 between bearings.	2
45	P06455	Washer, 5/8" Gray Felt		1
46	035411	Spacer, Blade Guide Bearing		1
	057407-1507	Instruction Sheet, Blade Guide Rebuild		1
47	035426	Roller, Flanged Blade Guide	Relube 1 1/4" & 1 1/2" blade	1

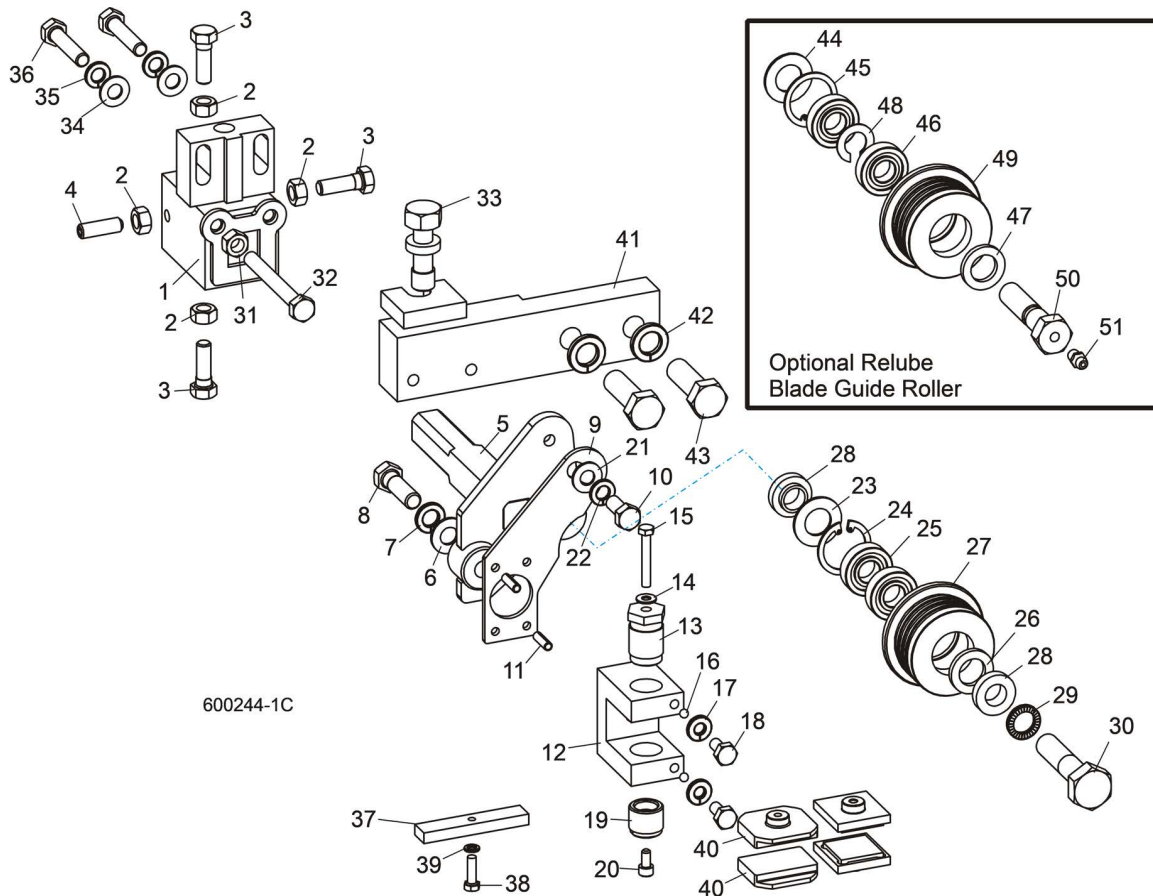
2 Blade Guide Rollers & Arm

Blade Guide Assembly, Drive Side

REF	PART #	DESCRIPTION	COMMENTS	QTY.
	057402	Roller, Flanged Blade Guide	Relube 1 1/2" blade	1
48	036161	BOLT, BLADE GUIDE ROLLER (RELUBE ONLY)		1
49	P05060	FITTING, 1/4-28 GREASE (RELUBE ONLY)		1

2.3 Blade Guide Assembly, Drive Side

LT60HD/70HD RemoteRev. B3.02 - B4.10



REF	PART #	DESCRIPTION	COMMENTS	QTY.
	003925	ROLLER/BLOCK ASSEMBLY, DRIVE SIDE (INNER)	003925 Blade Guide Assembly replaced with 036812 Rev. B4.11. New assembly provides easier adjustment (See Section 2.3).	1
	003910	Block Assembly, Blade Guide Mount		1
1	003911	Block Weldment, Blade Guide Mount	Available in assemblies only.	1
2	F05010-17	Nut, 5/16-18 Hex		4
3	F05006-88	Bolt, 5/16-18 x 1" Hex Head Stainless Steel		3
4	F05006-122	Screw, 5/16-18 x 1" Socket Head Flat Point Stainless Steel Set		1
5	003913	Shaft Weldment, Drive Side Guide		1
	003927	Mount Assembly, Blade Guide Block Drive		1
6	F05011-3	Washer, 3/8" SAE Flat		1
7	F05011-4	Washer, 3/8" Split Lock		1
8	F05007-123	Bolt, 3/8-16 x 1 1/4" Hex Head Grade 5		1
9	003915	Plate, Block Tilt Adjustment		1
10	F05006-102	Bolt, 5/16-18 x 3/4" Hex Head		1
11	F05012-22	Pin, 3/16" x 5/8" Roll		2

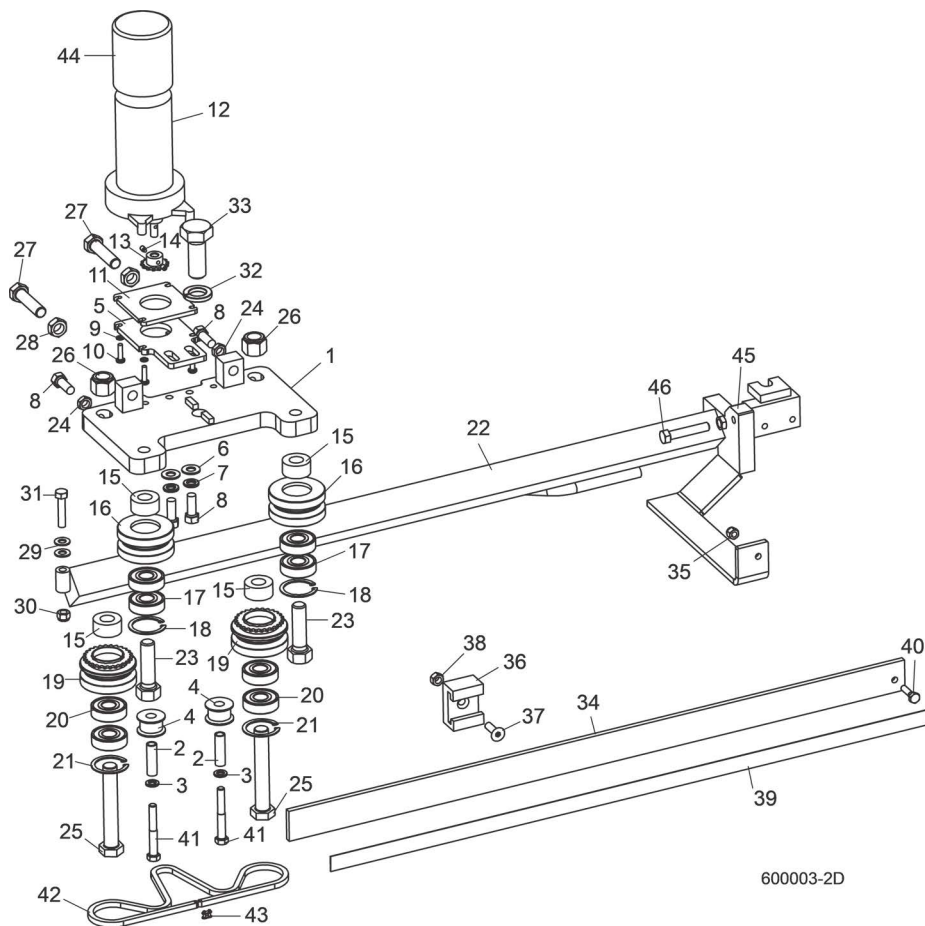
2 Blade Guide Rollers & Arm

Blade Guide Assembly, Drive Side

REF	PART #	DESCRIPTION	COMMENTS	QTY.
12	003909	Block, Guide Block Mount		1
13	003994	Bolt, Blade Guide Block Mount		1
14	042867	Washer, #10 Brass		1
15	F05004-240	Bolt, #10-32 x 1 1/4" Hex Head Stainless Steel		1
16	003914	Ball, 3/16" Dia. Nylon		2
17	F05011-14	Washer, 1/4" Split Lock		2
18	F05005-15	Bolt, 1/4-20 x 1/2" Hex Head		2
19	044057	Screw, Lower Block Adjustment		1
20	F05004-200	Screw, #10-32 x 3/8" Socket Head Stainless Steel		1
21	F05011-17	Washer, 5/16" SAE Flat		1
22	F05011-13	Washer, 5/16" Split Lock		1
	A04925	Roller Assembly, Blade Guide (standard for use with 1 1/4" & 1 1/2" blades)	The sawmill is equipped standard with non-greasable blade guide rollers that can be used with the standard 1 1/2" blade. The roller can also be used with 1 1/4" blades. Optional extended blade guide rollers are available for use with 1 1/2" blades. The extended rollers may provide more stability during difficult sawing, but will reduce the total amount of times the blade can be reused after sharpening. Optional relube versions of each roller configuration are also available.	1
	014299	Roller Assembly, Extended Blade Guide (optional for use with 1 1/2" blades)		1
	K07079	Bearing Kit, Blade Guide Rebuild		1
23	P04252	Washer, 5/8" White Felt		1
24	F04254-1	Ring, 1 1/8" Interior Retaining		1
25	015975	Bearing, R8-2RS Blade Guide	Available in assemblies only.	2
26	P06455	Washer, 5/8" Gray Felt		1
	F05005-105	Screw, 1/4-28 x 1/4" Socket Head Cup Point Set Black Oxide		1
	057407-1507	Instruction Sheet, Blade Guide Rebuild		1
27	S04250	Roller, Flanged Blade Guide (1 1/4" & 1 1/2" blade)	Available in assemblies only.	1
	014243	Roller, Flanged Blade Guide (1 1/2" blade)	Available in assemblies only.	1
	A04925-364	Instruction Sheet, Blade Guide Roller Replacement		1
28	S04253	Spacer, Blade Guide		2
29	F05011-125	Washer, 1/2" Nord-Lock		1
30	F05008-10	Bolt, 1/2-13 x 2 1/4" Hex Head Grade 5		1
31	F05010-17	Nut, 5/16-18 Hex		1
32	F05006-136	Bolt, 5/16-18 x 2 3/4" Hex Head Full Thread		1
33	035656	Bolt, Blade Guide Vertical Adjustment		1
34	F05011-17	Washer, 5/16" SAE Flat		2
35	F05011-13	Washer, 5/16" Split Lock		2
36	F05006-76	Bolt, 5/16-18 x 1 1/2" Hex Head		2
37	035799	BLOCK, BLADE GUIDE ALIGNMENT		1
38	F05004-152	SCREW, #10-32 X 5/8" HEX HEAD		1

REF	PART #	DESCRIPTION	COMMENTS	QTY.
39	F05011-20	WASHER, #10 SPLIT LOCK		1
40	052309	BLOCK, BLADE GUIDE WEAR (STANDARD FOR 1 1/2" BLADES)	052309 blocks for use with 1 1/2" blade provided as standard equipment. 052355 blocks available for optional use with 1 1/4" blades. EZ-Glide blocks 036347 are available for customers who prefer this block.	2
	052355	BLOCK, BLADE GUIDE WEAR (OPTIONAL FOR 1 1/4" BLADES)		2
	036347	BLOCK ASSEMBLY, 1" SQ. EZ-GLIDE WEAR		2
41	034292	ARM WELDMENT, DRIVE SIDE BLADE GUIDE		1
42	F05011-9	WASHER, 1/2" SPLIT LOCK		2
43	F05008-33	BOLT, 1/2-13 X 1 1/2" HEX HEAD GRADE 5		2
	035248	SHIM, .008" BLADE GUIDE BLOCK SPACER		1
	016568	ROLLER ASSEMBLY, BLADE GUIDE RELUBE (OPTIONAL FOR USE WITH 1 1/4" & 1 1/2" BLADES)	The sawmill is equipped standard with non-greasable blade guide rollers that can be used with the standard 1 1/2" blade. The roller can also be used with 1 1/4" blades. Optional extended blade guide rollers are available for use with 1 1/2" blades. The extended rollers may provide more stability during difficult sawing, but will reduce the total amount of times the blade can be reused after sharpening. Optional relube versions of each roller configuration are also available.	1
	057405	ROLLER ASSEMBLY, EXTENDED BLADE GUIDE RELUBE (OPTIONAL FOR USE WITH 1 1/2" BLADES)		1
	057407	Bearing Kit, Relube Blade Guide Rebuild		1
44	P04252	Washer, 5/8" White Felt		1
45	F04254-1	Ring, 1 1/8" Interior Retaining		1
46	015975	Bearing, R8-2RS Blade Guide	Available in assemblies only. Bearing must be modified for use with relube roller assemblies. Remove one seal from each bearing, place open sides facing each other and place spacer 035411 between bearings.	2
47	P06455	Washer, 5/8" Gray Felt		1
48	035411	Spacer, Blade Guide Bearing		1
	057407-1507	Instruction Sheet, Blade Guide Rebuild		1
49	035426	Roller, Flanged Blade Guide (Relube 1 1/4" & 1 1/2" blade)	Available in assemblies only.	1
	057402	Roller, Flanged Blade Guide (Relube 1 1/2" blade)	Available in assemblies only.	1
	A04925-364	Instruction Sheet, Blade Guide Roller Replacement		1
50	036161	BOLT, BLADE GUIDE ROLLER (RELUBE ONLY)		1
51	P05060	FITTING, 1/4-28 GREASE (RELUBE ONLY)		1

2.4 Blade Guide Arm Drive Assembly

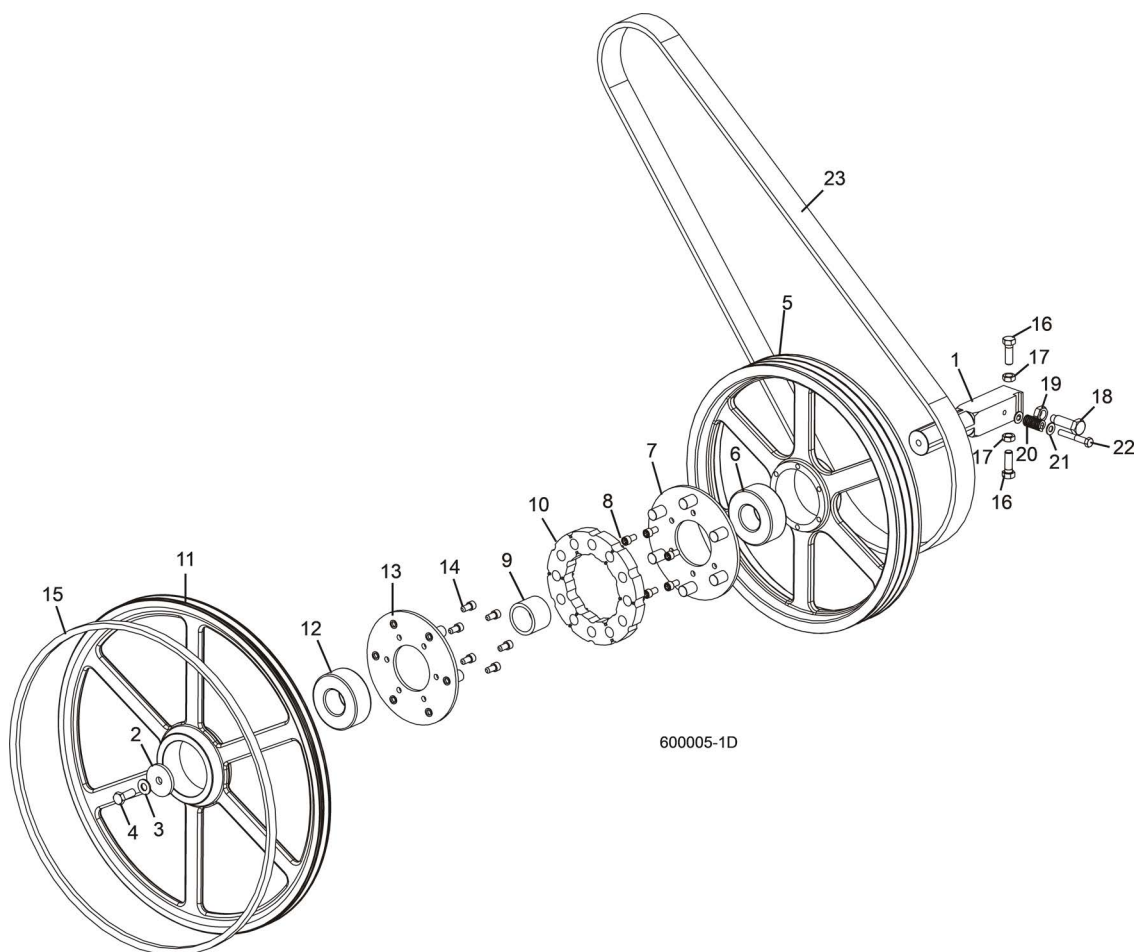


REF	PART #	DESCRIPTION	COMMENTS	QTY.
	034290	ARM ASSEMBLY, IDLE SIDE BLADE GUIDE		1
	006163	ARM ASSEMBLY, IDLE SIDE BLADE GUIDE (WIDE HEAD)		1
1	034286	Plate Weldment, Blade Guide Arm		1
2	S09996	Spacer, .322" x .44" x 1 1/2"		2
3	F05011-13	Washer, 5/16" Split Lock		2
4	S09999	Roller, Blade Guide Drive		2
5	033803	Plate, Blade Guide Motor Mount		1
6	F05011-3	Washer, 3/8" SAE Flat		2
7	F05011-4	Washer, 3/8" Split Lock		2
8	F05007-7	Bolt, 3/8-16 x 1" Hex Head		4
9	F05011-20	Washer, #10 Split Lock		4
10	F05004-38	Screw, #10-32 x 3/4" Phillips Head Machine		4
11	033805	Plate, Blade Guide Motor Mount Spacer		1
12	079214	Motor, Current Applications 1/30HP 12VDC Gear	Replaced P09698-1 1/30 HP 62RPM 12VDC 53:1 Gear Motor with P12756 End Housing, P12569 Gear Kit, P12800 Brush Kit and 009695 Shaft Kit (LT70 Rev. B6.12).	1
	061232	Gear Kit, Motor Replacement		1
	061234	Brush Kit, Gear Motor Replacement		1
	061233	Shaft Kit, Gear Motor Replacement		1

REF	PART #	DESCRIPTION	COMMENTS	QTY.
13	036664	Sprocket Assembly, 25B14 x .3130	Sprocket modified 6/11 with threaded holes to accept included set screws (replace 1/8" x 3/4" roll pin F05012-6).	1
14	F05004-274	Screw, #10-24 x 1/4" Full Dog Point Socket Set		2
15	033913	Spacer, Blade Guide Arm V-Roller		4
	042543	Roller Assembly, Blade Guide Arm V Idle		2
16	042536	Housing, 2 1/2" V-Groove		1
17	P06030-1	Bearing, 5/8" x 1.7548" x .4724"		2
18	F04254-8	Ring, 1.575" ID Beveled 5002-156 Retaining		1
	042542	Roller Assembly, Blade Guide Arm V Drive		2
19	042541	Housing, 2 1/2" V-Groove w/Sprocket		1
20	P06030-1	Bearing, 5/8" x 1.7548" x .4724"		2
21	F04254-8	Ring, 1.575" ID Beveled 5002-156 Retaining		1
22	034289	Arm Weldment, Blade Guide		1
	006158	Arm Weldment, Blade Guide (Wide Head)		1
23	F05009-80	Bolt, 5/8-18 x 2 1/4" Hex Head Grade 5		2
24	F05010-29	Nut, 3/8-16 Hex Jam		2
25	F05009-98	Bolt, 5/8-18 x 3 1/4" Hex Head Grade 5		2
26	F05010-71	Nut, 5/8-18 Hex Nylon Lock		2
27	F05008-126	Bolt, 1/2-20 x 2" Hex Head Full Thread		2
28	F05010-16	Nut, 1/2-20 Hex Jam		2
29	F05011-17	Washer, 5/16" SAE Flat		2
30	F05010-58	Nut, 5/16-18 Hex Nylon Lock		1
31	F05008-96	Bolt, 5/16-18 x 1 1/2" Hex Head Grade 5		1
32	F05011-6	Washer, 3/4" Split Lock		1
33	F05013-1	Bolt, 3/4-16 x 2" Full Thread Hex Head		1
34	014955	Guard, Blade Guide Arm		1
	006266	Guard, Blade Guide Arm (Wide Head)		1
35	F05010-69	Nut, 1/4-20 Hex Nylon Lock		1
36	014882	Bracket, Blade Guide Arm Guide		1
37	F05006-124	Bolt, 5/16-18 x 1" Flat Head Socket		1
38	F05010-6	Nut, 5/16-18 Hex Lock		1
39	015849	Decal, Blade Guide Arm Warning Stripe		1
40	F05005-38	Screw, 1/4-20 x 1" Hex Head		1
41	F05006-80	Bolt, 5/16-18 x 2 1/2" Hex Head Grade 5		2
42	036194	Chain, #25 x 27 3/4"		1
43	P09983	Link, #25 Master		2
44	023720	Cap, 2.5" ID x 3" Rubber		1
45	F05010-29	Nut, 3/8-16 Hex Jam		1
46	F05007-16	Bolt, 3/8-16 x 2" Hex Head Full Thread		1

SECTION 3 BLADE WHEELS & TENSIONER

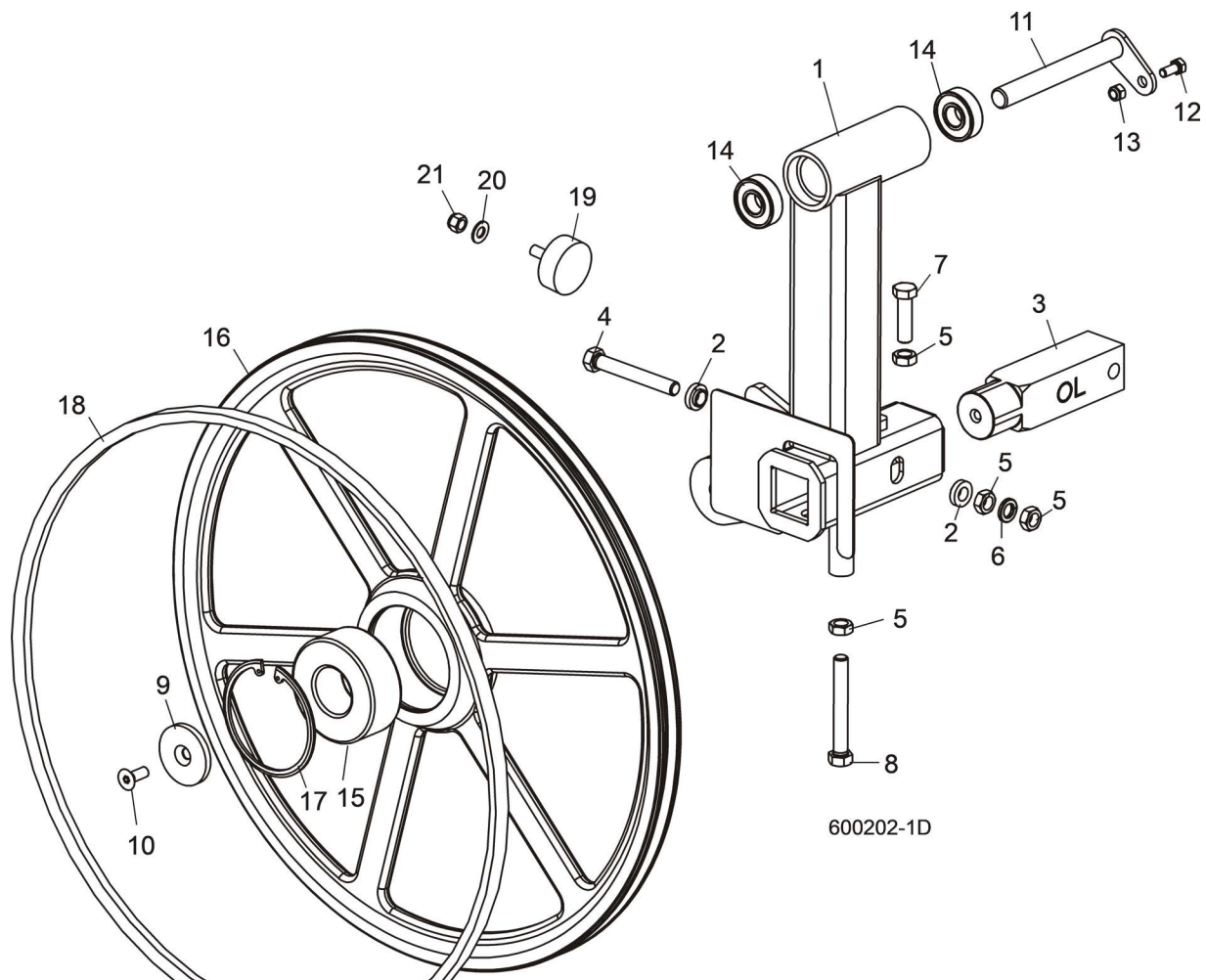
3.1 Blade Drive Assembly



REF	PART #	DESCRIPTION	COMMENTS	QTY.
	034359	WHEEL ASSEMBLY, BLADE DRIVE		1
1	033920	Shaft, Blade Drive Wheel		1
2	033909	Washer, Blade Drive Wheel		1
3	F05011-2	Washer, 1/2" SAE Flat		1
4	F05008-37	Bolt, 1/2-13 x 1 1/4" Hex Head Grade 5		1
	034426	Pulley Assembly, 19" Blade Drive		1
5	033809	Pulley, Blade Drive		1
6	016014	Bearing, 5309-2RS		1
7	034424	Plate Assembly, Coupling		1
8	F05007-154	Bolt, 3/8-24 x 3/4" Socket Head		6
9	033921	Spacer, Drive Bearing		1
10	034418	Ring, Drive Coupling		1
	017834	Wheel Assembly, 24" Blade		1
11	034872	Wheel, 24" Blade		1
12	016014	Bearing, 5309-2RS		1
13	034424	Plate Assembly, Coupling		1
14	F05007-154	Bolt, 3/8-24 x 3/4" Socket Head		6

REF	PART #	DESCRIPTION	COMMENTS	QTY.
15	017922-1	BELT, B72.5 BLADE WHEEL	017922-1 B72.5 Belt replaces 017922 supplied prior to Rev. B4.01. New belt provides longer service life.	1
16	F05008-53	BOLT, 1/2-20 X 1 1/2" HEX HEAD GRADE 5		2
17	F05010-16	NUT, 1/2-20 HEX JAM		2
18	034360	BOLT, DRIVE WHEEL RETAINING		1
19	F05010-11	NUT, 5/8-18 HEX JAM		1
20	034430	SPRING, 3/4" OD X 1 1/2" LONG DIE		1
21	F05011-3	WASHER, 3/8" SAE FLAT		2
22	F05007-125	BOLT, 3/8-16 X 2 1/2" HEX HEAD GRADE 5		1
23	(See Section 5)	BELT, DRIVE (SEE ENGINE MANUAL FOR PART #)		1

3.2 Idle Blade Wheel Assembly

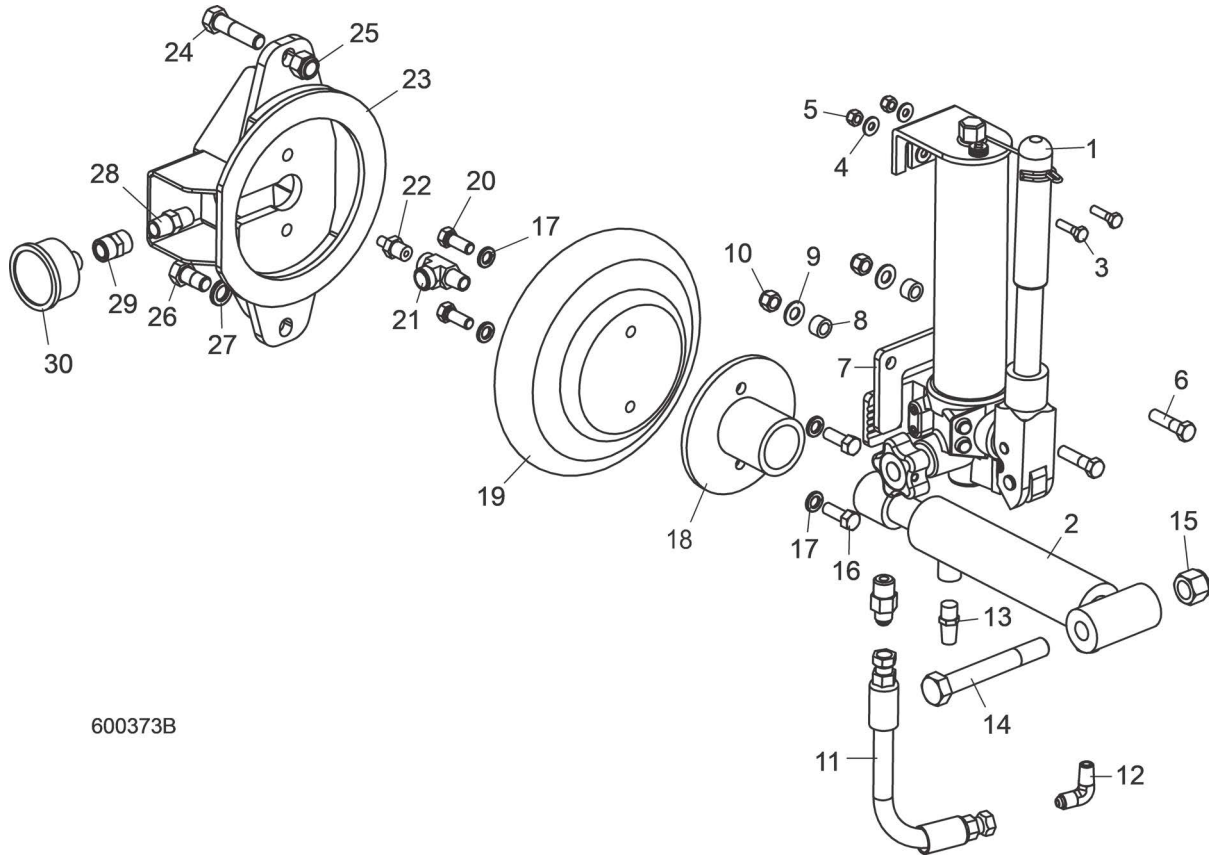


REF	PART #	DESCRIPTION	COMMENTS	QTY.
	036729	SHAFT ASSEMBLY, IDLE BLADE WHEEL (CAM TENSIONER)		1
1	048266	Tube Weldment, Idle Side Blade Wheel		1
2	S04253	Spacer, .510" x .937" x .34"		2
3	017706	Shaft, Idle Side Blade Wheel		1
4	F05008-111	Bolt, 1/2-20 x 3 3/4" Hex Head Full Thread Grade 5		1
5	F05010-16	Nut, 1/2-20 Hex Jam		4
6	F05011-9	Washer, 1/2" Split Lock		1
7	F05008-127	Bolt, 1/2-20 x 1 3/4" Hex Head Full Thread		1
8	F05008-111	Bolt, 1/2-20 x 3 3/4" Hex Head Full Thread Grade 5		1
9	016397	Washer, 3/32" ID x 2 1/4" OD x 1/4" Thick		1
10	F05007-64	Bolt, 3/8-16 x 1" Flat Socket Head		1
11	034358	Pin Weldment, Idle Wheel Pivot		1
12	F05006-102	Bolt, 5/16-18 x 3/4" Hex Head		1
13	F05010-58	Nut, 5/16-18 Hex Nylon Lock		1
14	034470	Bearing, #465966		2
	017835	WHEEL ASSEMBLY, 24" IDLE BLADE		1
15	016014	Bearing, 5309-2RS		1
16	034871	Wheel, 24" Blade		1

REF	PART #	DESCRIPTION	COMMENTS	QTY.
17	F04254-28	Ring, 100 mm Beveled Inside Retaining		1
18	017922-1	BELT, B72.5 BLADE WHEEL	017922-1 B72.5 Belt replaces 017922 supplied prior to Rev. B4.01. New belt provides longer service life.	1
19	034175	BUMPER, TABLE		1
20	F05011-3	WASHER, 3/8" FLAT SAE		1
21	F05010-10	NUT, 3/8-16 HEX NYLON LOCK		1

3.3 Hydraulic Blade Tensioner Assembly

LT70HD SuperRev. A4.01+



600373B

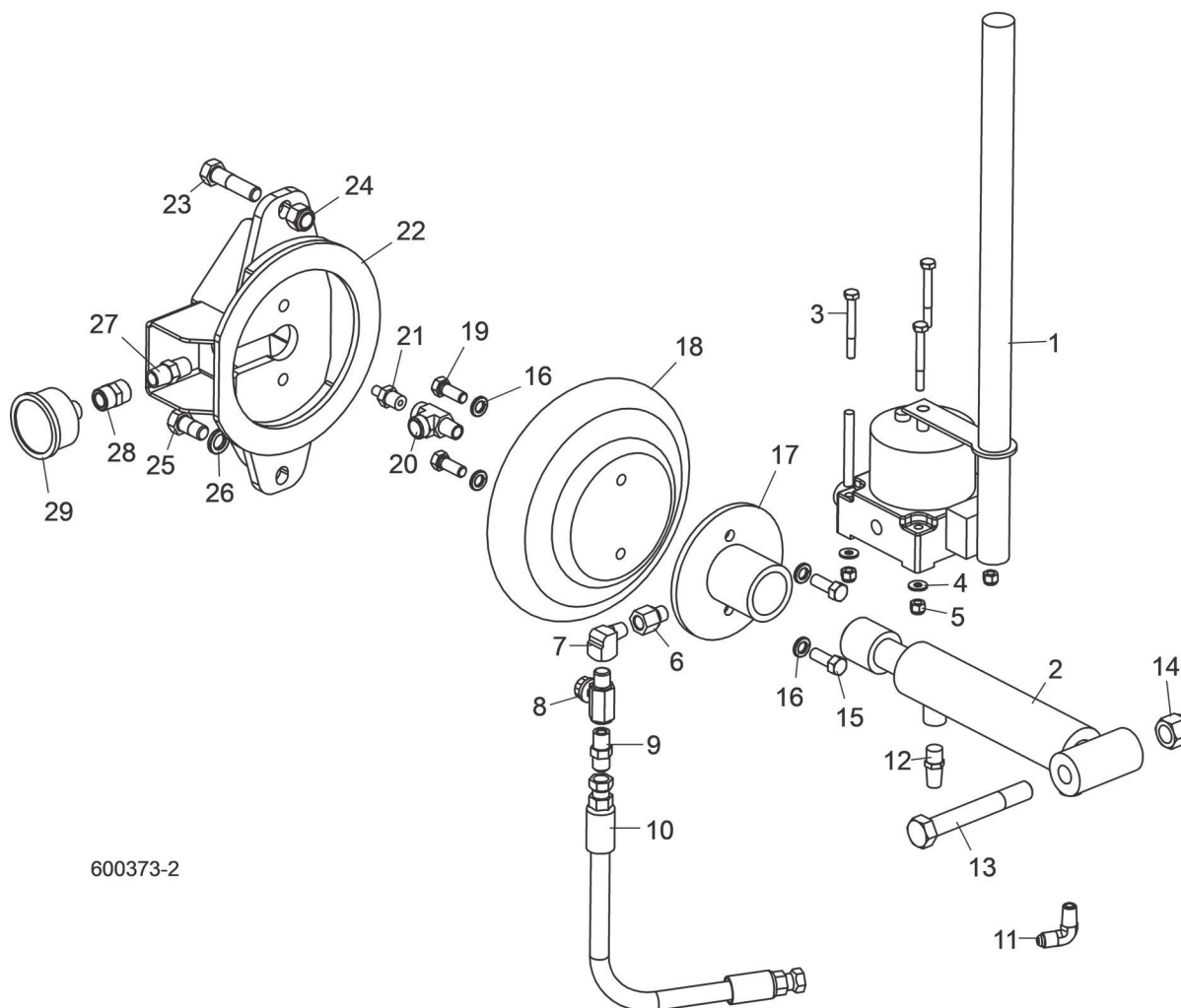
REF	PART #	DESCRIPTION	COMMENTS	QTY.
1-30	054844	TENSIONER ASSEMBLY, LT70 HYDRAULIC BLADE	Available in assemblies only.	1
1-13	074809	Tensioner Assembly, LT70 Hydraulic Hand Pump		1
1	074749	Pump, 2850 PSI 20cu in Hydraulic Hand		1
	061287	Kit, Seal Hyd Blade Tensioner LT70 P20		1
	061288	Knob, Tensioner Pressure Release LT70P20		1
	061289	Screw, Release Knob Set		1
2	065478	Cylinder, 1 1/2" x 6" In-Line Ports		1
3	F05005-101	Bolt, 1/4-20 x 1" Hex Head Grade 5		2
4	F05011-11	Washer, 1/4" SAE Flat		4
5	F05010-69	Nut, 1/4-20 Nylock		2
6	F05007-78	Bolt, 3/8-16 x 1 1/2" Hex Head Grade 5		2
7	074808	Plate, Hand Pump Brace		1
8	055323	Spacer, .39x.625x.39		2
9	F05011-3	Washer, 3/8" Flat SAE		2
10	F05010-10	Nut, 3/8-16 Hex Nyloc		2
11	079001-9	Hose, 3/8x9 Hyd w/2 St Swivel Fittings		1
12	015491	Fitting, 3/8" JIC-1/4" NPT 90L		1
13	P20904	Muffler, 1/4" NPT Air		1

REF	PART #	DESCRIPTION	COMMENTS	QTY.
14	F05009-10	Bolt, 5/8-11 x 4 1/2" Hex Head Grade 5		1
15	F05010-34	Nut, 5/8-11 Hex Nylon Lock		1
16	F05007-7	Bolt, 3/8-16 x 1" Hex Head		2
17	F05011-4	Washer, 3/8" Split Lock		4
18	055317	Tube Weldment, Tensioner		1
19	033984	Bag, Blade Tensioner Air		1
20	F05007-87	Bolt, 3/8-16 x 1" Hex Head Grade 5		2
21	P09141	Fitting, 1/4" NPT x 1/4" JIC Male Run Tee		1
22	034285	Fitting, 1/4" NPT Air Valve		1
23	034276	Plate Weldment, Air Bag Mount		1
24	F05008-76	Bolt, 1/2-13 x 2" Hex Head		1
25	F05010-8	Nut, 1/2-13 Hex Nylon Lock		1
26	F05008-50	Bolt, 1/2-13 x 1" Hex Head		1
27	F05011-9	Washer, 1/2" Split Lock		1
28	P21524	Fitting, 1/4" NPT Hex Nipple		1
29	P03420	Fitting, 1/4" NPT Coupling		1
30	034278	Gauge, Liquid-Filled Air		1

3.4 Hydraulic Blade Tensioner Assembly

LT70HD RemoteRev. B4.08 - B6.04

LT70HD SuperRev. A1.00 - A4.00



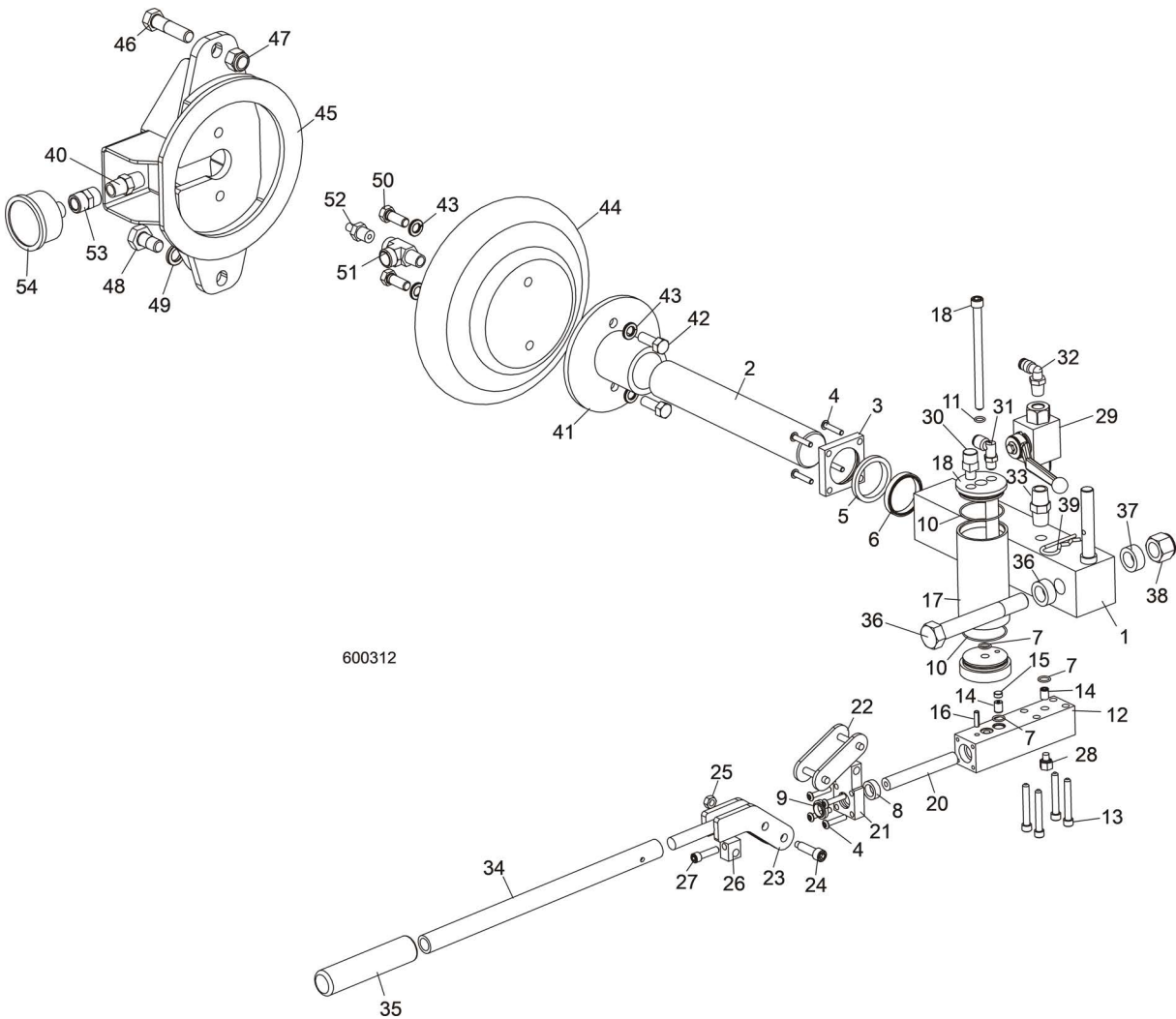
600373-2

REF	PART #	DESCRIPTION	COMMENTS	QTY.
1-29	054844	TENSIONER ASSEMBLY, LT70 HYDRAULIC BLADE	Available in assemblies only. Tensioner Assembly 054844 modified 10/15. 069580 Hydraulic Tensioner Service Block Kit no longer available. Use 074816 Blade Tensioner Retrofit Kit.	1
1-12	065681	Tensioner Assembly, 2012 LT70 Hydraulic		1
1	069580	Pump, Hydraulic Hand, 6000 PSI 3.3cc Disp		1
	061133	Seal Kit, LT70 Hydraulic Tensioner (For 069580)		1
2	065478	Cylinder, 1 1/2" x 6" In-Line Ports		1
3	F05005-72	Screw, 1/4-20 x 2 1/4" Hex Head Cap Grade 5		4
4	F05011-11	Washer, 1/4" SAE Flat		4
5	F05010-69	Nut, 1/4-20 Nylock		4

REF	PART #	DESCRIPTION	COMMENTS	QTY.
6	014686	Fitting, 6" SAE Male-1/4" NPT Female		1
7	P05383	Fitting, 1/4" 90 Deg Brass Street Elbow		1
8	P22314	Valve, Hydraulic Cut-Off		1
9	015560	Fitting, 3/8" JIC-1/4" NPT Str		1
10	065537	Hose Assembly, 3/8" x 12" Hydraulic		1
11	015491	Fitting, 3/8" JIC-1/4" NPT 90L		1
12	P20904	Muffler, 1/4" NPT Air		1
13	F05009-10	Bolt, 5/8-11 x 4 1/2" Hex Head Grade 5		1
14	F05010-34	Nut, 5/8-11 Hex Nylon Lock		1
15	F05007-7	Bolt, 3/8-16 x 1" Hex Head		2
16	F05011-4	Washer, 3/8" Split Lock		4
17	055317	Tube Weldment, Tensioner		1
18	033984	Bag, Blade Tensioner Air		1
19	F05007-87	Bolt, 3/8-16 x 1" Hex Head Grade 5		2
20	P09141	Fitting, 1/4" NPT x 1/4" JIC Male Run Tee		1
21	034285	Fitting, 1/4" NPT Air Valve		1
22	034276	Plate Weldment, Air Bag Mount		1
23	F05008-76	Bolt, 1/2-13 x 2" Hex Head		1
24	F05010-8	Nut, 1/2-13 Hex Nylon Lock		1
25	F05008-50	Bolt, 1/2-13 x 1" Hex Head		1
26	F05011-9	Washer, 1/2" Split Lock		1
27	P21524	Fitting, 1/4" NPT Hex Nipple		1
28	P03420	Fitting, 1/4" NPT Coupling		1
29	034278	Gauge, Liquid-Filled Air		1

3.5 Hydraulic Blade Tensioner Assembly

LT70HD RemoteRev. B4.00 -B4.07



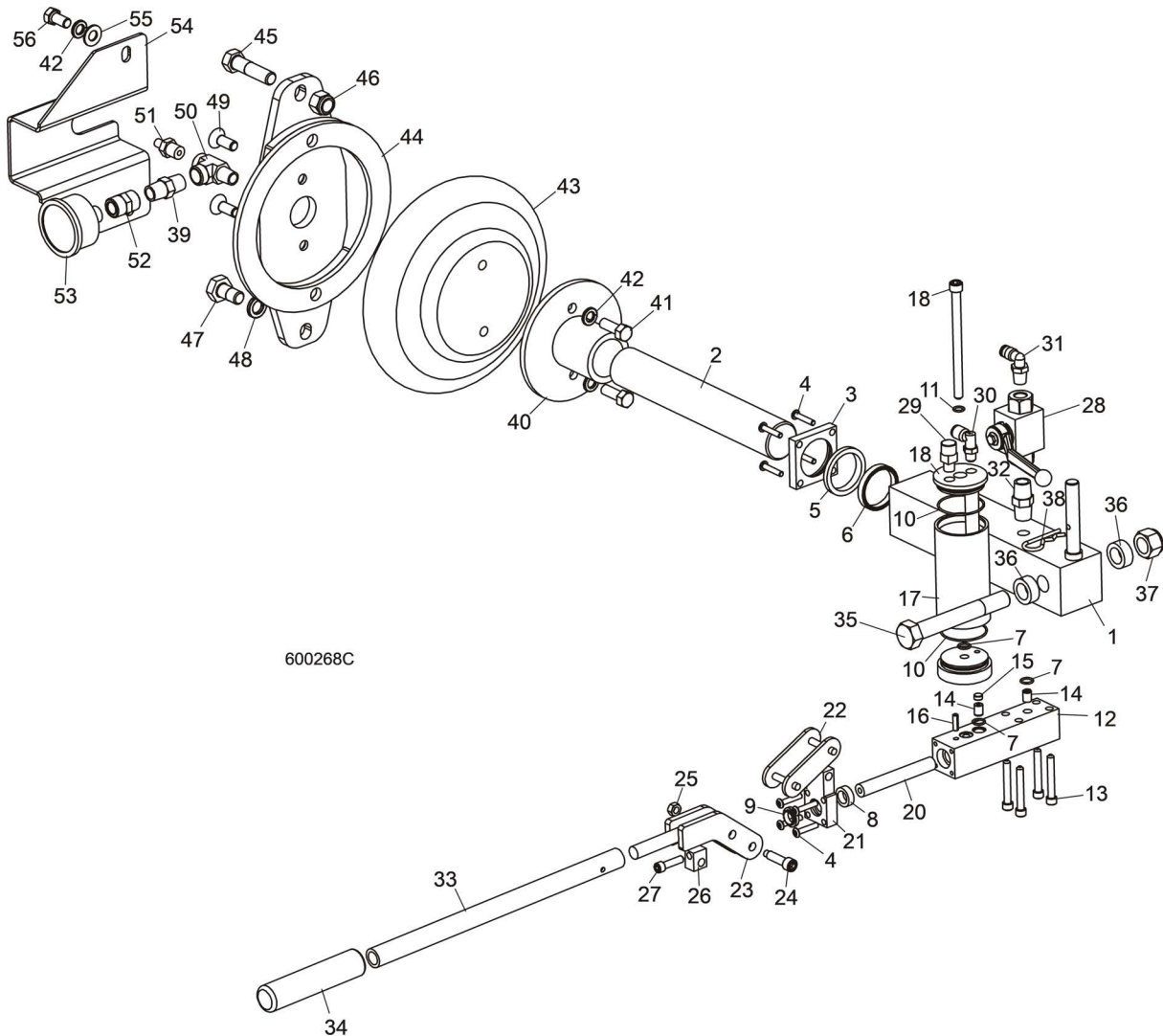
REF	PART #	DESCRIPTION	COMMENTS	QTY.
1-54	054844	TENSIONER ASSEMBLY, LT70 HYDRAULIC BLADE	Available in assemblies only. Tensioner Assembly 054844 modified 10/15. 006529 Hydraulic Tensioner Service Block Kit no longer available. Use 074819 Blade Tensioner Retrofit Kit.	1
1-33	006529	Block Kit, Hydraulic Tensioner Service	Tensioner Assembly 054844 modified 10/15. 006529 Hydraulic Tensioner Service Block Kit no longer available. Use 074819 Blade Tensioner Retrofit Kit.	1
1-28	055315	Block Assembly, Hydraulic Blade Tensioner	Available in assemblies only.	1
1	056809	Block Weldment, Tensioner Cylinder		1
2	054848	Rod, Tensioner Push		1
3	054846	Block, Tensioner Push Rod Wiper		1

REF	PART #	DESCRIPTION	COMMENTS	QTY.
4	F05004-43	Screw, #10-24 x 1" Socket Button Head		8
5-11	006528	Seal Kit, Hydraulic Tensioner Service		1
5	056884	Wiper, 1 1/2" Rod	Available in assemblies only.	1
6	056887	Seal, 1 1/2" Loaded Lip	Available in assemblies only.	1
7	056888	O-Ring, 1/16" x 3/8" ID x 1/2" OD	Available in assemblies only.	3
8	056886	Seal, 1/2" Loaded Lip	Available in assemblies only.	1
9	056885	Wiper, 1/2" Rod	Available in assemblies only.	1
10	056889	O-Ring, 1/16" x 1 5/8" ID x 1 3/4" OD	Available in assemblies only.	2
11	033477	O-Ring, 5/16" ID x 7/16" OD #011	Available in assemblies only.	1
	006825-1601	Inst. Sheet, LT70 Hydraulic Blade Tensioner Seal Replacement		1
12	054845	Block, Tensioner Piston		1
13	F05005-156	Screw, 1/4-20 x 1 3/4" Socket Head		4
14	056883	Valve, 8mm Check		2
15	006274	Screen, Hydraulic Cartridge		1
16	F05012-22	Pin, 3/16" x 5/8" Roll		1
17	054837	Tube, Hydraulic Fluid Tank		1
18	006366	Cap Weldment, Hydraulic Reservoir		1
19	F05006-135	Screw, 5/16-18 x 4 1/2" Socket Head		1
20	054842	Rod, Tensioner Piston		1
21	054843	Block, Tensioner Pivot Link		1
22	016796	Link, C2080H Master		1
23	055316	Link Weldment, Tensioner Pivot		1
24	F05006-41	Screw, 5/16" x 1" (1/4-20 Thread) Socket Head Shoulder		1
25	F05010-21	Nut, 1/4-20 Hex Lock		1
26	054840	Block, Piston Link		1
27	F05005-89	Screw, 1/4-20 x 1" Socket Head		1
28	P10065	Plug, 5/16-24 x 5/8" O-Ring		1
29	056806	Valve, 7250 PSI Hydraulic		1
30	056890	Fitting, 1/8" NPT Protected Vent		1
31	P21519	Fitting, 1/4" NPT x 1/4" Tube 90° Elbow		1
32	P09736	Fitting, 1/8" MPT x 1/4" Tube Swivel Elbow		1
33	P21524	Fitting, 1/4" NPT Hex Nipple		1
34	055318	Tube, Tensioner Handle		1
35	049031	Grip, 3/4" ID x 4 1/2" Handle		1
36	F05009-10	Bolt, 5/8-11 x 4 1/2" Hex Head Grade 5		1
37	056900	Spacer, 5/8" ID x 1" OD x 13/32"		2
38	F05010-34	Nut, 5/8-11 Hex Nylon Lock		1
39	P05059	Pin, 1/8" x 1 13/16" Safety		1
40	P21524	Fitting, 1/4" NPT Hex Nipple		1
41	055317	Tube Weldment, Tensioner		1
42	F05007-7	Bolt, 3/8-16 x 1" Hex Head		2
43	F05011-4	Washer, 3/8" Split Lock		4

REF	PART #	DESCRIPTION	COMMENTS	QTY.
44	033984	Bag, Blade Tensioner Air		1
45	034276	Plate Weldment, Air Bag Mount		1
46	F05008-76	Bolt, 1/2-13 x 2" Hex Head		1
47	F05010-8	Nut, 1/2-13 Hex Nylon Lock		1
48	F05008-50	Bolt, 1/2-13 x 1" Hex Head		1
49	F05011-9	Washer, 1/2" Split Lock		1
50	F05007-87	Bolt, 3/8-16 x 1" Hex Head Grade 5		2
51	P09141	Fitting, 1/4" NPT x 1/4" JIC Male Run Tee		1
52	034285	Fitting, 1/4" NPT Air Valve		1
53	P03420	Fitting, 1/4" NPT Coupling		1
54	034278	Gauge, Liquid-Filled Air		1

3.6 Hydraulic Blade Tensioner Assembly

LT70HD RemoteRev. B3.02



REF	PART #	DESCRIPTION	COMMENTS	QTY.
1-56	054844	TENSIONER ASSEMBLY, LT70 HYDRAULIC BLADE	Available in assemblies only. Tensioner Assembly 054844 modified 10/15. 006529 Hydraulic Tensioner Service Block Kit no longer available. Use 074819 Blade Tensioner Retrofit Kit.	1
1-32	006529	Block Kit, Hydraulic Tensioner Service	Use 074819 Blade Tensioner Retrofit Kit.	1
1-27	055315	Block Assembly, Hydraulic Blade Tensioner	Available in assemblies only. Use 074819 Blade Tensioner Retrofit Kit.	1
1	056809	Block Weldment, Tensioner Cylinder		1
2	054848	Rod, Tensioner Push		1
3	054846	Block, Tensioner Push Rod Wiper		1
4	F05004-43	Screw, #10-24 x 1" Socket Button Head		8

3 Blade Wheels & Tensioner

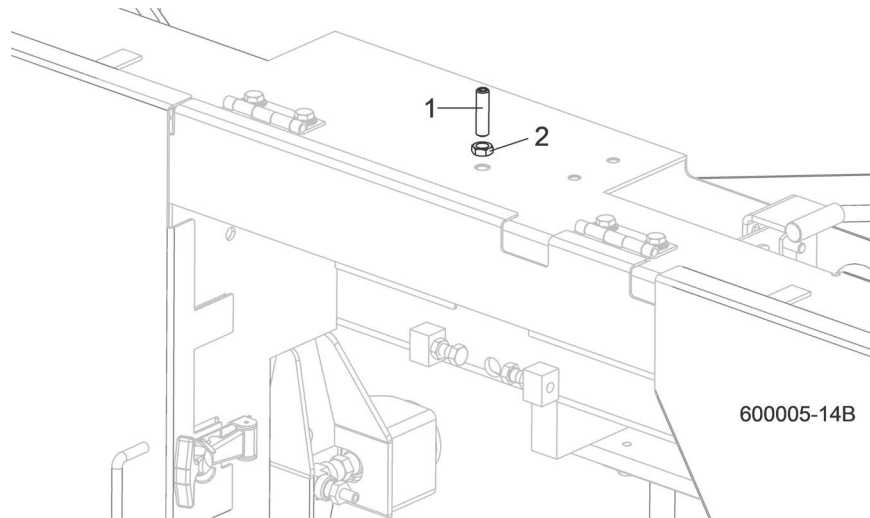
Hydraulic Blade Tensioner Assembly

REF	PART #	DESCRIPTION	COMMENTS	QTY.
5-11	006528	Seal Kit, Hydraulic Tensioner Service		1
5	056884	Wiper, 1 1/2" Rod	Available in assemblies only.	1
6	056887	Seal, 1 1/2" Loaded Lip	Available in assemblies only.	1
7	056888	O-Ring, 1/16" x 3/8" ID x 1/2" OD	Available in assemblies only.	3
8	056886	Seal, 1/2" Loaded Lip	Available in assemblies only.	1
9	056885	Wiper, 1/2" Rod	Available in assemblies only.	1
10	056889	O-Ring, 1/16" x 1 5/8" ID x 1 3/4" OD	Available in assemblies only.	2
11	033477	O-Ring, 5/16" ID x 7/16" OD #011	Available in assemblies only.	1
	006825-1601	Inst. Sheet, LT70 Hydraulic Blade Tensioner Seal Replacement		1
12	054845	Block, Tensioner Piston	Use 074819 Blade Tensioner Retrofit Kit.	1
13	F05005-156	Screw, 1/4-20 x 1 3/4" Socket Head		4
14	056883	Valve, 8mm Check		2
15	006274	Screen, Hydraulic Cartridge		1
16	F05012-22	Pin, 3/16" x 5/8" Roll		1
17	054837	Tube, Hydraulic Fluid Tank		1
18	006366	Cap Weldment, Hydraulic Reservoir		1
19	F05006-135	Screw, 5/16-18 x 4 1/2" Socket Head		1
20	054842	Rod, Tensioner Piston		1
21	054843	Block, Tensioner Pivot Link		1
22	016796	Link, C2080H Master		1
23	055316	Link Weldment, Tensioner Pivot		1
24	F05006-41	Screw, 5/16" x 1" (1/4-20 Thread) Socket Head Shoulder		1
25	F05010-21	Nut, 1/4-20 Hex Lock		1
26	054840	Block, Piston Link		1
27	F05005-89	Screw, 1/4-20 x 1" Socket Head		1
28	056806	Valve, 7250 PSI Hydraulic		1
29	056890	Fitting, 1/8" NPT Protected Vent		1
30	P21519	Fitting, 1/4" NPT x 1/4" Tube 90° Elbow		1
31	P09736	Fitting, 1/8" MPT x 1/4" Tube Swivel Elbow		1
32	P21524	Fitting, 1/4" NPT Hex Nipple		1
33	055318	Tube, Tensioner Handle		1
34	049031	Grip, 3/4" ID x 4 1/2" Handle		1
35	F05009-10	Bolt, 5/8-11 x 4 1/2" Hex Head Grade 5		1
36	056900	Spacer, 5/8" ID x 1" OD x 13/32"		2
37	F05010-34	Nut, 5/8-11 Hex Nylon Lock		1
38	P05059	Pin, 1/8" x 1 13/16" Safety		1
39	P21524	Fitting, 1/4" NPT Hex Nipple		1
40	055317	Tube Weldment, Tensioner		1
41	F05007-7	Bolt, 3/8-16 x 1" Hex Head		2
42	F05011-4	Washer, 3/8" Split Lock		4
43	033984	Bag, Blade Tensioner Air		1

REF	PART #	DESCRIPTION	COMMENTS	QTY.
44	034276	Plate Weldment, Air Bag Mount	Use 074819 Blade Tensioner Retrofit Kit.	1
45	F05008-76	Bolt, 1/2-13 x 2" Hex Head		1
46	F05010-8	Nut, 1/2-13 Hex Nylon Lock		1
47	F05008-50	Bolt, 1/2-13 x 1" Hex Head		1
48	F05011-9	Washer, 1/2" Split Lock		1
49	F05007-64	Screw, 3/8-16 x 1" Flat Socket Head		2
50	P09141	Fitting, 1/4" NPT x 1/4" JIC Male Run Tee		1
51	034285	Fitting, 1/4" NPT Air Valve		1
52	P03420	Fitting, 1/4" NPT Coupling		1
53	034278	Gauge, Liquid-Filled Air		1
54	034245	Guard, Air Gauge	Use 074819 Blade Tensioner Retrofit Kit.	1
55	F05011-3	Washer, 3/8" SAE Flat		2
56	F05007-27	Bolt, 3/8-16 x 3/4" Hex Head		2

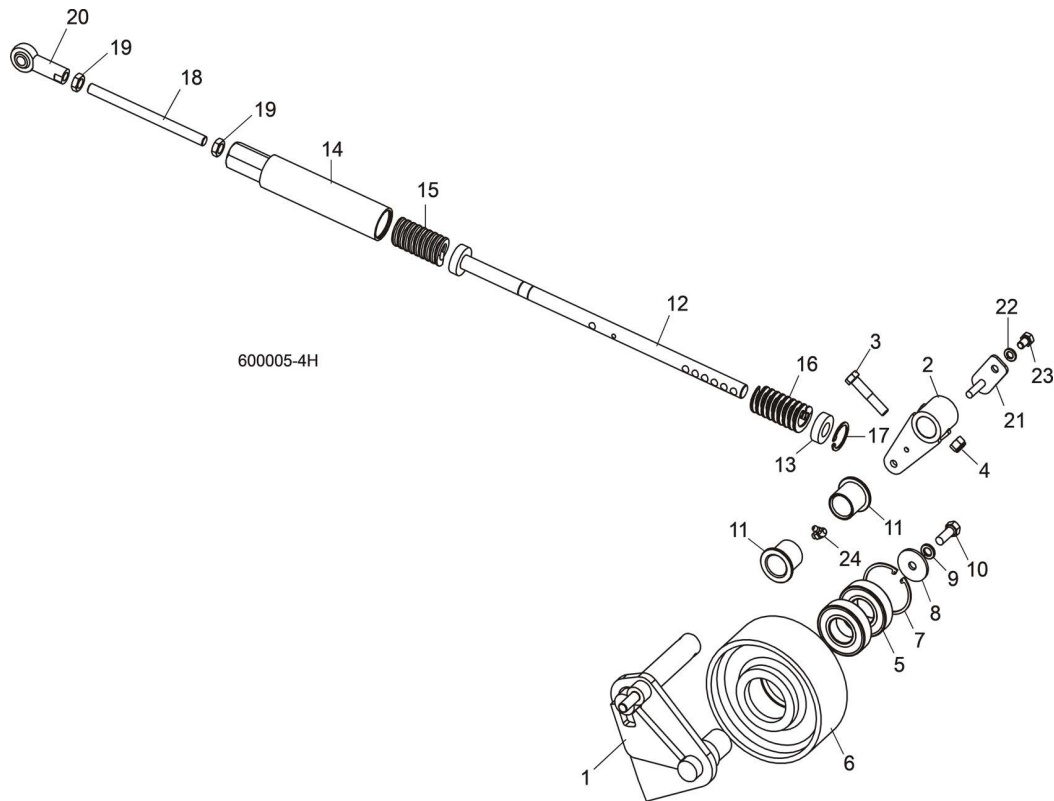
SECTION 4 SAW HEAD FRAME

4.1 Middle Throat Screw



REF	PART #	DESCRIPTION	COMMENTS	QTY.
1	F05007-190	SCREW, 3/8-16 X 1 1/2" OVAL POINT SOCKET SET		1
2	F05010-29	NUT, 3/8-16 HEX JAM		1

4.2 Belt Tensioner

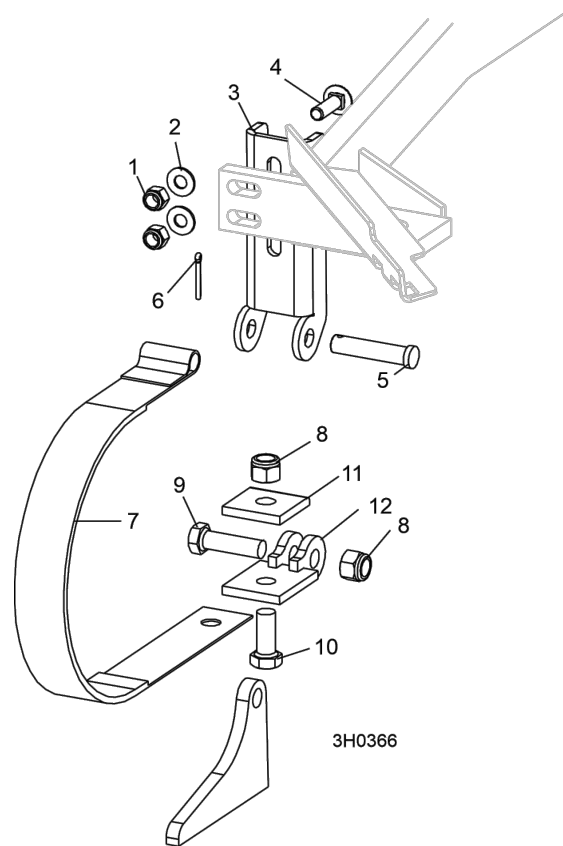


REF	PART #	DESCRIPTION	COMMENTS	QTY.
	034894	TENSIONER ASSEMBLY, DRIVE BELT		1
	038934	Pivot Kit, Drive Belt Tensioner Retrofit		1
1	034893	Arm Weldment, Drive Belt Tensioner		1
2	034593	Pivot Weldment, Drive Belt Tensioner		1
	038934-1265	Instruction Sheet, Tensioner Pivot Retrofit		1
3	F05007-124	Bolt, 3/8-16 x 2" Hex Head Grade 5		1
4	F05010-10	Nut, 3/8-16 Hex Nylon Lock		1
5	P11035	Bearing, 6206 25" Idler		2
6	033941	Idler, Drive Belt		1
7	F04254-12	Ring, 62mm Inside Retaining		1
8	F05011-104	Washer, 3/8" x 1 1/2" x 1/8"		1
9	F05011-4	Washer, 3/8" Split Lock		1
10	F05007-7	Bolt, 3/8-16 x 1" Hex Head		1
11	P109	Bushing, 1" ID x 1 1/4" OD Flanged		2
	003193	Rod Kit, Drive Belt Tensioner		1
12	017923	Rod Weldment, Drive Belt Tensioner		1
13	034674	Washer, Tensioner		1
14	034689	Tube Weldment, Drive Belt Tensioner		1
	036501	Spring Kit, Belt Tensioner Retrofit		1
15	036136	Spring, 1 1/4" OD x 2 1/2" Die, Heavy		1
16	065242	Spring, 1 1/4" OD x 2 1/2" Die, Medium (Blue)	Added Rev. B4.04 to replace 1 1/4" OD x 2 1/2" Die Heavy Spring (036136).	1

4 Saw Head
Belt Tensioner

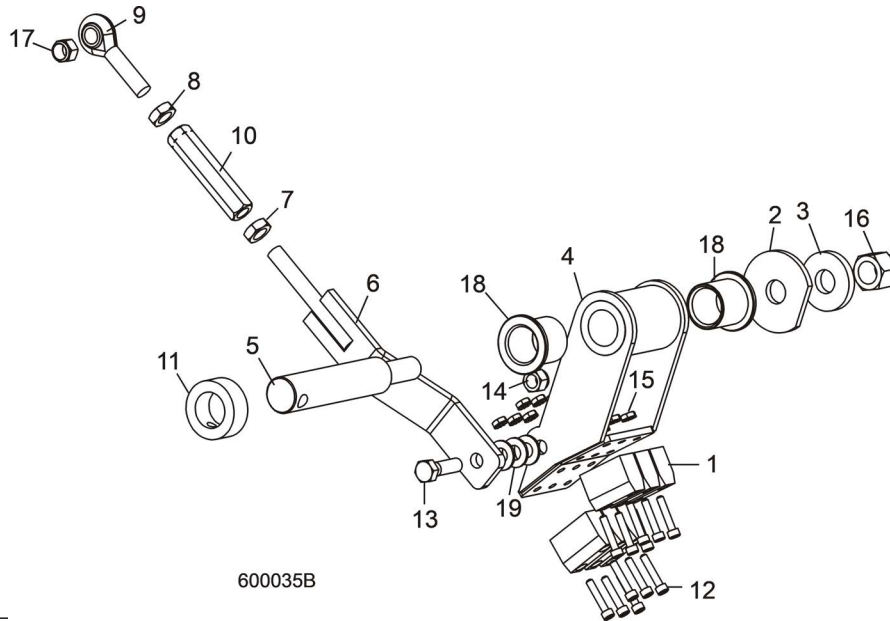
REF	PART #	DESCRIPTION	COMMENTS	QTY.
	036501-1148	Instruction Sheet, Belt Tensioner Spring Retro		1
17	F04254-44	Ring, 1 15/16" Inside Retaining		1
18	017924	Rod, 7/16-20 x 6" Threaded		1
19	F05010-38	Nut, 7/16-20 Hex Jam		2
20	017925	Rod End, 7/16-20 Right Hand Female		1
21	034673	Pin Weldment, Drive Belt Tensioner		1
22	F05011-13	Washer, 5/16" Split Lock		1
23	F05006-15	Bolt, 5/16-18 x 1/2" Hex Head Grade 5		1
24	P04108	FITTING, 1/4-28 90 DEG. GREASE		1

4.3 Brake Assembly



REF	PART #	DESCRIPTION	COMMENTS	QTY.
	014441	Strap Retrofit, Super Brake	Service Kit	1
1	F05010-10	Nut, 3/8-16 Nylon Lock		2
2	F05011-3	Washer, 3/8" SAE Flat		2
3	014395	Bracket, Upper Super Brake Strap Mount		1
4	F05007-127	Bolt, 3/8-16 x 1 1/4" Carriage Head Grade 5		2
5	F05012-81	Pin, 1/2" x 2 1/4" Clevis		1
6	F05012-1	Pin, 1/8" x 1" Cotter		1
7	014391	Strap, Upper Pivot Metal Brake		1
8	F05010-8	Nut, 1/2-13 Nylon Lock		2
9	F05008-33	Bolt, 1/2-13x1 1/2 HH Gr5		1
10	F05008-37	Bolt, 1/2-13 x 1 1/4" Hex Head Grade 5		1
11	S04195	Plate, Brake Strap Clamp		1
12	014392	Bracket, Lower Super Brake Strap Mount		1

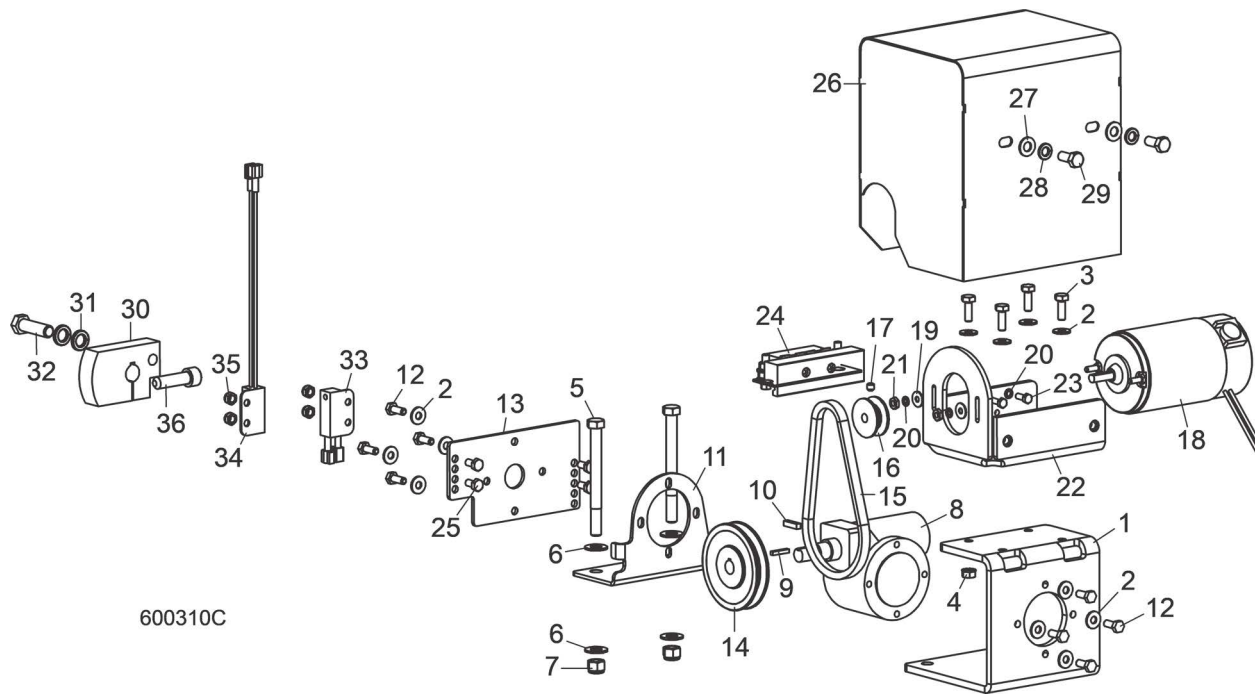
4.4 Brake Assembly (DC Only)



REF	PART #	DESCRIPTION	COMMENTS	QTY.
	034886	BRAKE ASSEMBLY, LT60/70		1
1	016488	Block, Blade Wheel Brake		6
2	017838	Washer, 21/32" x 2 1/4" x 3/16"		1
3	034685	Washer, 21/32" x 1 5/8" x 1/4"		1
4	034883	Arm Weldment, Pivot Brake		1
5	034885	Shaft, Pivot Brake		1
	034892	Linkage Assembly, Pivot Brake		1
6	034891	Arm Weldment, Pivot Brake Lik		1
7	F05010-38	Nut, 7/16-20 Jam		1
8	F05010-87	Nut, 7/16-20 Left Hand Jam		1
9	P11578	Rod End, 7/16-20 Left Hand Male		1
10	S11577	Turnbuckle, 3" Adjustment		1
11	038090	Collar, 1" Lock		1
12	F05004-2	Bolt, #10-24 x 1" Socket Head		12
13	F05007-123	Bolt, 3/8-16 x 1 1/4" Hex Head Grade 5		1
14	F05010-10	Nut, 3/8-16 Hex Nylon Lock		1
15	F05010-14	Nut, #10-24 Self-Locking Hex		12
16	F05010-71	Nut, 5/8-18 Hex Nylon Lock		1
17	F05010-83	Nut, 7/16-20 Hex Nylon Lock		1
18	P109	Bushing, 1" ID x 1 1/4" OD Flanged		2
19	F05011-3	Washer, 3/8" SAE Flat		3

4.5 Autoclutch Assembly (DC Only)

LT70HDR Rev. B4.00+



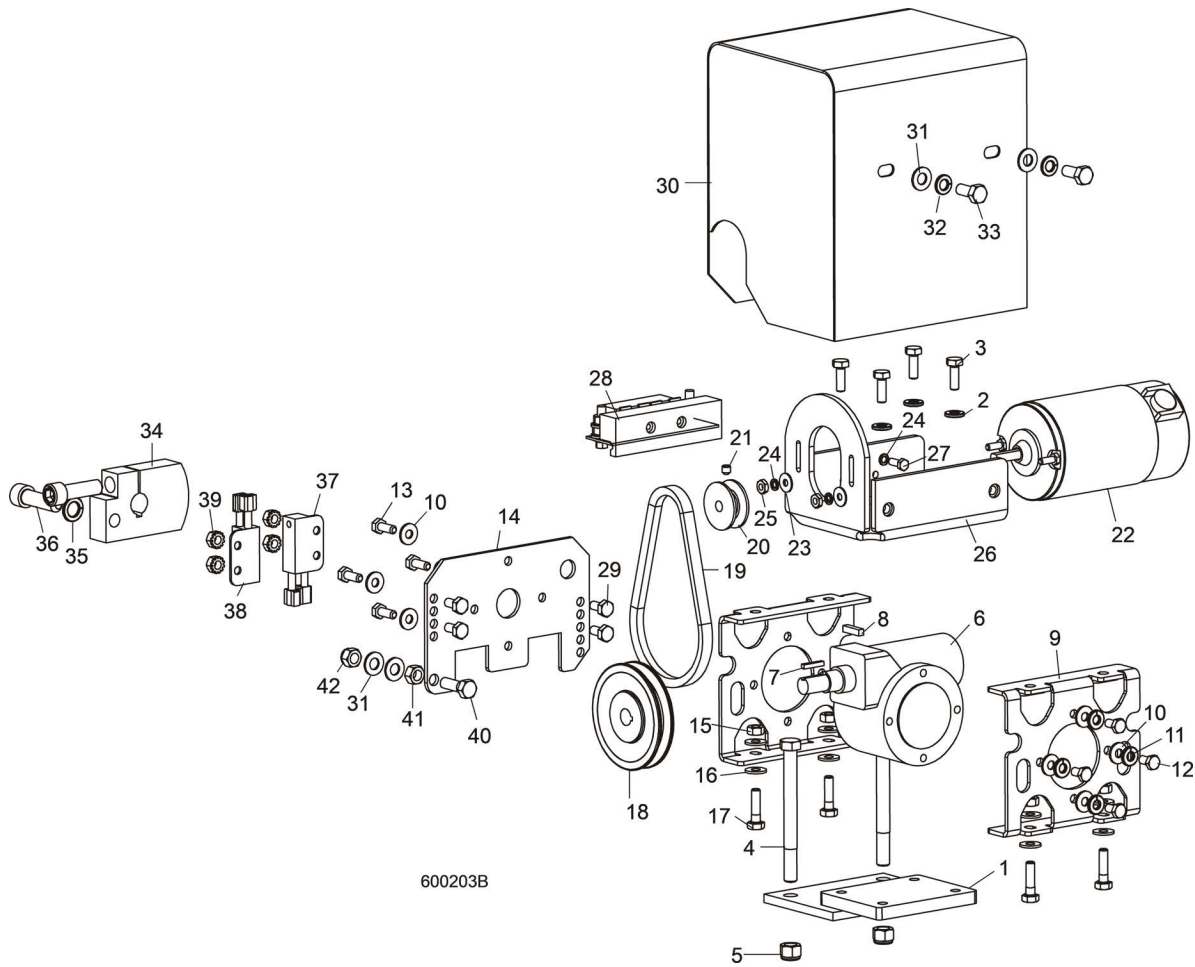
REF	PART #	DESCRIPTION	COMMENTS	QTY.
	008953	AUTOCLUTCH ASSEMBLY, LT70 2010		1
1	008949	Bracket, Autoclutch Front Mount		1
2	F05011-11	Washer, 1/4" SAE Flat		12
3	F05005-123	Bolt, 1/4-20 x 3/4" Hex Head Grade 5		4
4	F05010-9	Nut, 1/4-20 Self-Locking Hex		4
5	F05007-4	Bolt, 3/8-16 x 4" Hex Head		2
6	F05011-3	Washer, 3/8" SAE Flat		4
7	F05010-10	Nut, 3/8-16 Hex Nylon Lock		2
8	036764	Gearbox, 61:1 512 Reducer		1
9	036803	Key, 1/8" Sq. x 3/4" Long		1
10	S03060	Key, 3/16" Sq. x 3/4" Long		1
11	008952	Bracket, Autoclutch Rear Mount		1
12	F05004-219	Bolt, M6 x 1 x 16mm Hex Head		8
13	013982	Plate, Sensor Mount		1
14	015075	Pulley, OK30 x 1/2" Special		1
15	016219	Belt, 3L140		1
16	015074	Pulley, 1.42" x .32" Motor		1
17	F05005-105	Screw, 1/4-28 x 1/4" Socket Head Cup Point Set		1
18	016021	Motor Assembly, Autoclutch Replacement		1
	034002	Brush Kit, Leeson Motor External		1
19	F05011-18	Washer, #10 SAE Flat		2
20	F05011-20	Washer, #10 Split Lock		4
21	F05010-27	Nut, #10-32 Hex		2
22	034670	Bracket Weldment, Autoclutch Motor Mount		1

4 Saw Head
Autoclutch Assembly (DC Only)

REF	PART #	DESCRIPTION	COMMENTS	QTY.
23	F05004-27	Bolt, #10-24 x 1/2" Hex Head		2
	052791	Module Kit, Autoclutch Upgrade		1
24	024618	Module Assembly, Mosfet 4X Autoclutch	Available in assemblies only.	1
	024163	Capacitor Assembly, 1000uF with 1/4" Ring Terminals		1
	061052	Diode Assembly, Autoclutch Gate		1
	F05089-3	Tie Wrap, 3/16" x 6" Black UV		1
	052791-1260	Instruction Sheet, Autoclutch Mosfet Installation		1
	F05005-99	Bolt, M6 x 12 Hex Head Full Thread Grade 8-8		4
25	F05005-99	Bolt, M6 x 12 Hex Head Full Thread Grade 8-8		4
26	034667	Guard Weldment, Autoclutch		1
27	F05011-17	Washer, 5/16" SAE Flat		2
28	F05011-13	Washer, 5/16" Split Lock		2
29	F05006-5	Bolt, 5/16-18 x 3/4" Hex Head		2
30	034675	Cam, Autoclutch		1
31	F05011-48	Washer, 7/16" Split Lock		2
32	F05007-156	Bolt, 7/16-20 x 1 1/2" Hex Head Grade 5		1
33	051337	Sensor Assembly, AutoClutch Engage		1
34	024627	Sensor Assembly, Proximity Magnetic		1
35	F05010-200	Nut, M6-1.0 Hex Nylon Lock		4
36	F05007-55	Bolt, 7/16-20 x 1 1/2" Socket Head		1

4.6 Autoclutch Assembly (DC Only)

LT70HDR Rev. B3.02

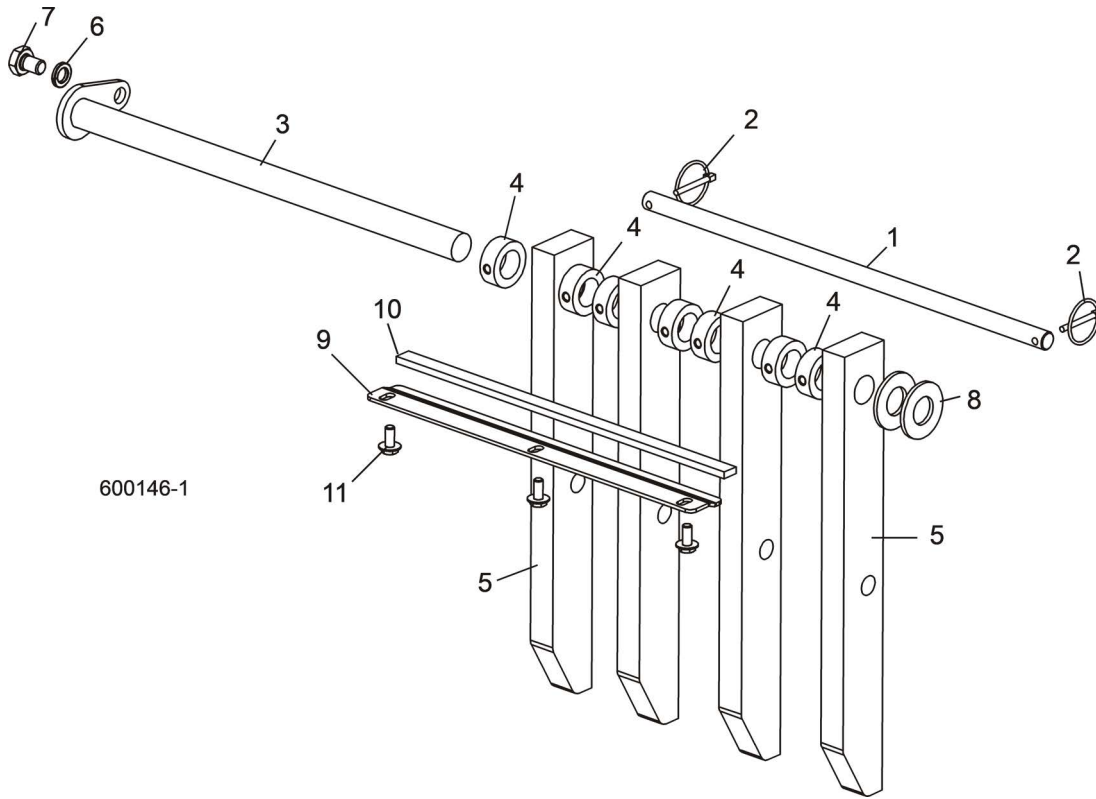


REF	PART #	DESCRIPTION	COMMENTS	QTY.
	034692	AUTOCLUTCH ASSEMBLY, LT60/70		1
1	034678	Plate Weldment, Autoclutch Mount		1
2	F05011-14	Washer, 1/4" Split Lock		4
3	F05005-123	Bolt, 1/4-20 x 3/4" Hex Head Grade 5		4
4	F05007-4	Bolt, 3/8-16 x 4" Hex Head		2
5	F05010-10	Nut, 3/8-16 Hex Nylon Lock		2
	036787	Gearbox Assy, LT60/70 Autoclutch		1
6	036764	Gearbox, 61:1 512 Reducer		1
7	036803	Key, 1/8" Sq. x 3/4" Long		1
8	S03060	Key, 3/16" Sq. x 3/4" Long		1
9	036794	Mount Weldment, Autoclutch Gearbox LT60/70		2
10	F05011-11	Washer, 1/4" SAE Flat		8
11	F05011-14	Washer, 1/4" Split Lock		4
12	F05005-99	Bolt, M6 x 12 Full Thread Grade 8.8 Hex Head		4
13	F05004-219	Bolt, M6 x 1 x 16mm Hex Head		4

4 Saw Head
Autoclutch Assembly (DC Only)

REF	PART #	DESCRIPTION	COMMENTS	QTY.
14	036785	Plate, Sensor Mount		1
15	F05010-21	Nut, 1/4-20 Hex Lock		4
16	F05011-11	Washer, 1/4" SAE Flat		8
17	F05005-101	Bolt, 1/4-20 x 1" Hex Head Grade 5		4
18	015075	Pulley, OK30 x 1/2" Special		1
19	016219	Belt, 3L140		1
20	015074	Pulley, 1.42" x .32" Motor		1
21	F05005-105	Screw, 1/4-28 x 1/4" Socket Head Cup Point Set		1
22	016021	Motor Assembly, Autoclutch Replacement		1
	034002	Brush Kit, Leeson Motor External		1
23	F05011-18	Washer, #10 SAE Flat		2
24	F05011-20	Washer, #10 Split Lock		4
25	F05010-27	Nut, #10-32 Hex		2
26	034670	Bracket Weldment, Autoclutch Motor Mount		1
27	F05004-27	Bolt, #10-24 x 1/2" Hex Head		2
	052791	Module Kit, Autoclutch Upgrade		1
28	024618	Module Assembly, Mosfet 4X Autoclutch	Available in assemblies only.	1
	024163	Capacitor Assembly, 1000uF with 1/4" Ring Terminals		1
	061052	Diode Assembly, Autoclutch Gate		1
	F05089-3	Tie Wrap, 3/16" x 6" Black UV		1
	052791-1260	Instruction Sheet, Autoclutch Mosfet Installation		1
29	F05005-15	Bolt, 1/4-20 x 1/2" Hex Head		4
30	034667	Guard Weldment, Autoclutch		1
31	F05011-17	Washer, 5/16" SAE Flat		4
32	F05011-13	Washer, 5/16" Split Lock		2
33	F05006-5	Bolt, 5/16-18 x 3/4" Hex Head		2
34	034675	Cam, Autoclutch		1
35	F05011-48	Washer, 7/16" Split Lock		1
36	F05007-55	Bolt, 7/16-20 x 1 1/2" Socket Head		2
37	051337	Sensor Assembly, AutoClutch Engage		1
38	024627	Sensor Assembly, Proximity Magnetic		1
39	F05010-9	Nut, 1/4-20 Hex Self-Locking		4
40	F05006-1	Bolt, 5/16-18 x 1" Hex Head		1
41	F05010-17	Nut, 5/16-18 Hex		1
42	F05010-58	Nut, 5/16-18 Hex Nylon Lock		1

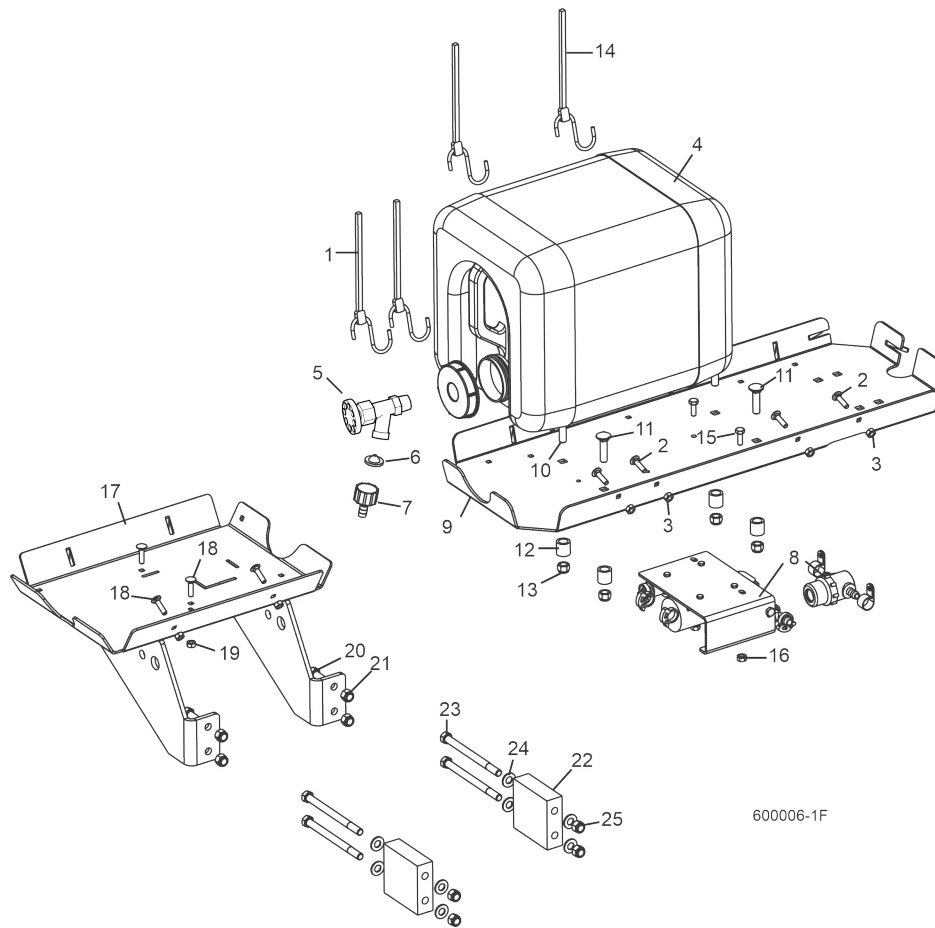
4.7 Board Return Assembly



600146-1

REF	PART #	DESCRIPTION	COMMENTS	QTY.
1	034565	PIN, BOARD RETURN LOCK		1
2	017604	PIN, 3/16" W/CHAIN		2
3	034567	PIN WELDMENT, BOARD RETURN MOUNT		1
4	038090	COLLAR, 1" LOCK		7
5	034561	ARM, BOARD RETURN W/STOP		4
6	F05011-9	WASHER, 1/2" SPLIT LOCK		1
7	F05008-101	BOLT, 1/2-13 X 3/4" HEX HEAD GRADE 5		1
8	F05011-28	WASHER, 1" SAE		2
9	017856	BRACKET, BOARD RETURN BUMPER		1
10	017857	BUMPER, BOARD RETURN		1
11	F05006-101	BOLT, 5/16-18 X 3/4" HEX WASHER HEAD		3

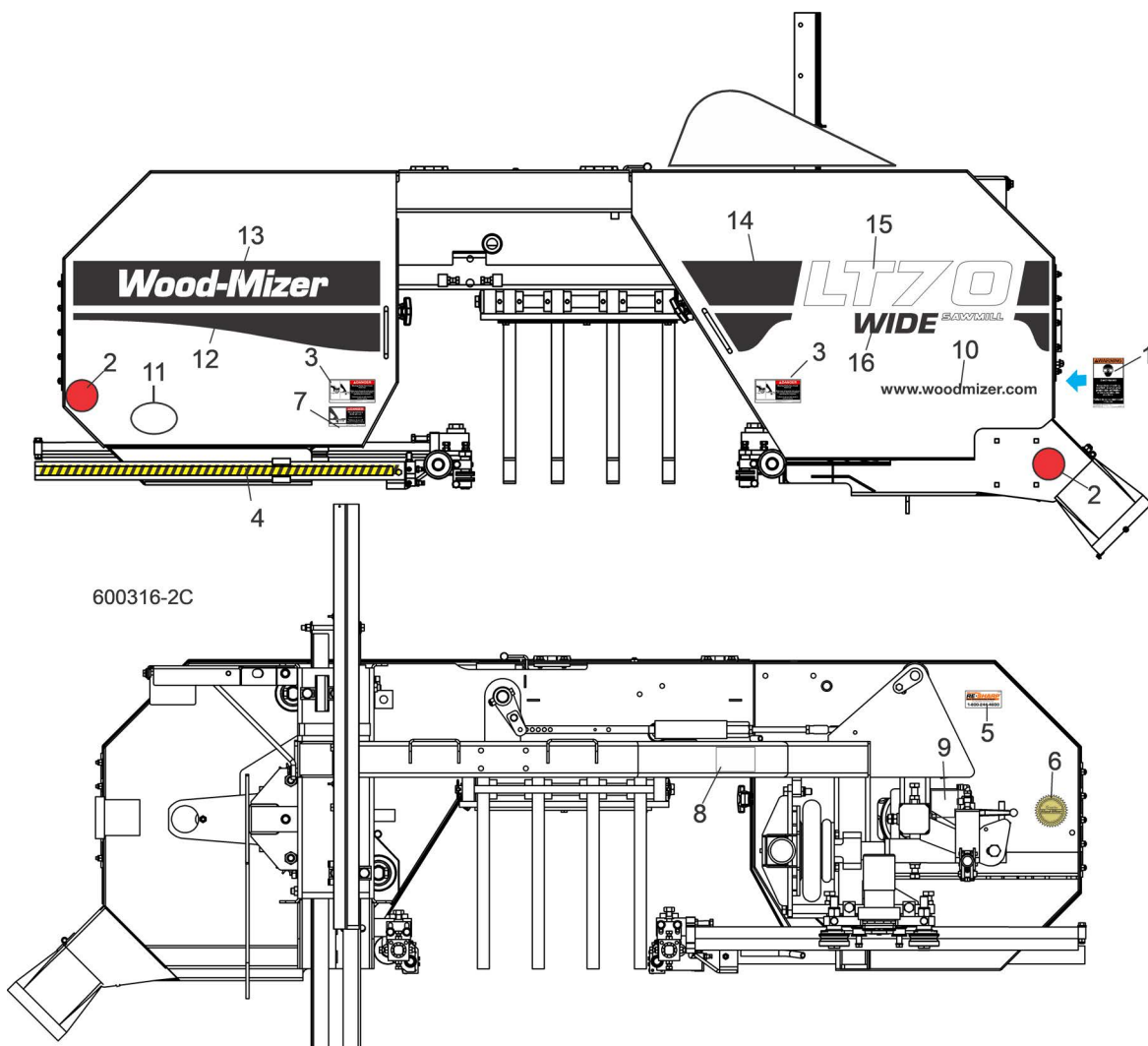
4.8 Water Lube Assembly



REF	PART #	DESCRIPTION	COMMENTS	QTY.
1	P11668	STRAP, 20" RUBBER		2
2	F05005-34	BOLT, 1/4-20 X 1" CARRIAGE HEAD		4
3	F05010-21	NUT, 1/4-20 HEX LOCK		4
4	014642	BOTTLE ASSEMBLY, WATER LUBE W/CAP		1
	061372	O-ring, Water Bottle Cap	If the water bottle cap keeps leaking, add this o-ring to the cap. Leave the existing o-ring installed.	1
	014636	FITTING, 3/4FPT X 3/4MPT	Deleted after 9/19/2022 per ECN 38718.	1
5	133320	VALVE, 3/4 NPT ELBOW 3/4 MALE GHT OUTLET	Replaced 014100 after 9/19/2024 per ECN 38718.	
	014100	FITTING, WATER LUBE SHUTOFF VALVE		
6	016086	FILTER, WATER LUBE		1
7	014113	FITTING, 5/8" NPT TO 3/8" HOSE BARB		1
8		LUBEMIZER PARTS/HOSES (SEE LUBEMIZER OPTION MANUAL)		
9	S11684	TRAY, WATER LUBE/FUEL TANK MOUNT (GAS/DIESEL ONLY)	See Engine Option manual for fuel tank parts.	1
10	F05007-22	BOLT, 3/8-16 X 2" CARRIAGE HEAD FULL THREAD		1

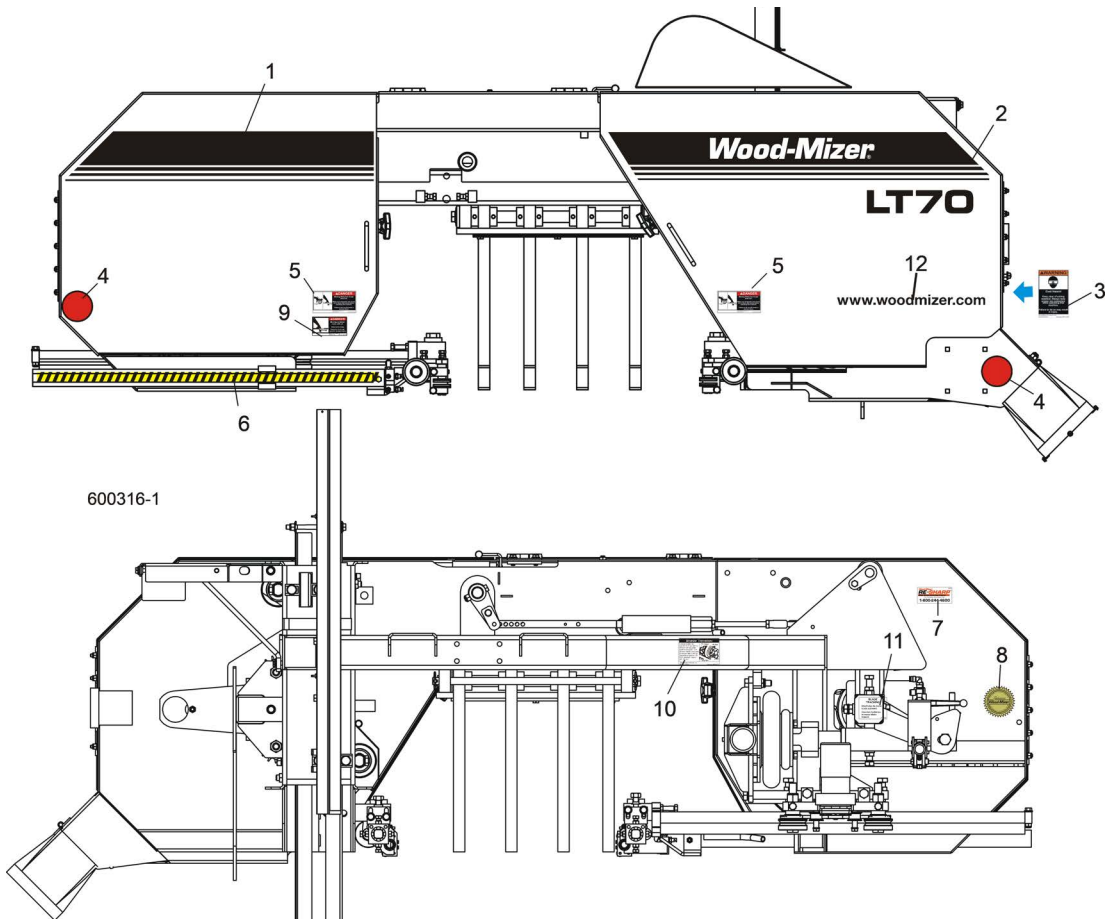
REF	PART #	DESCRIPTION	COMMENTS	QTY.
11	F05007-85	BOLT, 3/8-16 X 1 1/2" CARRIAGE HEAD GRADE 5		3
12	033911	SPACER, TANK TRAY		4
13	F05010-10	NUT, 3/8-16 HEX NYLON LOCK		4
14	P11258	STRAP, 24" RUBBER (GAS/DIESEL ONLY)		2
15	F05005-1	BOLT, 1/4-20 X 3/4" HEX HEAD FULL THREAD		2
16	F05010-9	NUT, 1/4-20 HEX SELF-LOCKING		2
17	034491	TRAY WELDMENT, WATER LUBE MOUNT (E25/E30 ONLY)		1
18	F05005-34	BOLT, 1/4-20 X 1" CARRIAGE HEAD		4
19	F05010-21	NUT, 1/4-20 HEX LOCK		4
20	F05007-7	BOLT, 3/8-16 X 1" HEX HEAD		4
21	F05010-10	NUT, 3/8-16 HEX NYLON LOCK		4
22	007660	SPACER, E30 WATERLUBE (E30 ONLY)		2
23	F05007-5	BOLT, 3/8-16 X 5" HEX HEAD		4
24	F05011-3	WASHER, 3/8" SAE FLAT		8
25	F05010-10	NUT, 3/8-16 HEX NYLON LOCK		4
	CBOTTLE	COVER, 5 GAL. WATER BOTTLE OPTIONAL (NOT SHOWN)		1

4.9 Saw Head Decals
After 11/15/10



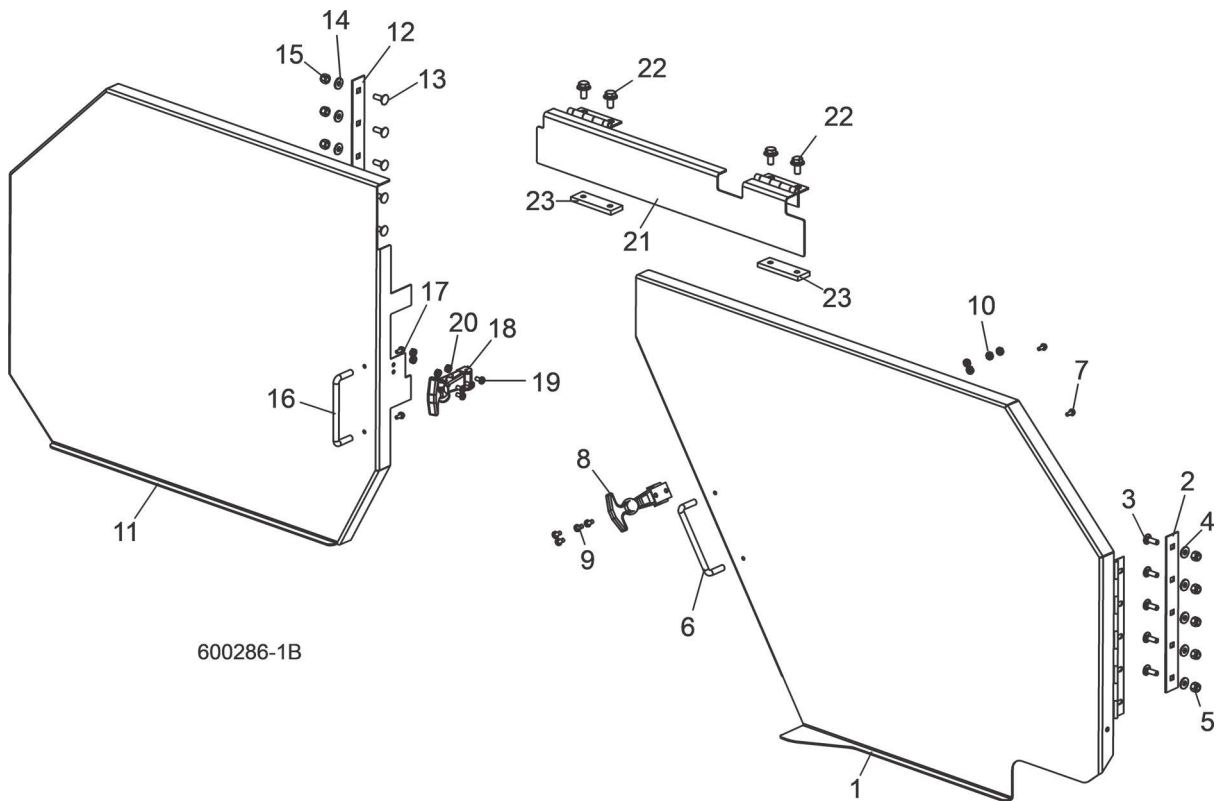
REF	PART #	DESCRIPTION	COMMENTS	QTY.
1	P11754	DECAL, SAWDUST CHUTE WARNING		1
2	P07452	DECAL, RED REFLECTIVE 2" ROUND		2
3	033254	DECAL, BLADE COVERS DANGER		2
4	015849	DECAL, BLADE GUIDE ARM STRIPE		1
5	P12879	DECAL, BLADE RESHARP INFO		1
6	015930	DECAL, WOOD-MIZER QUALITY		1
7	S11752	DECAL, BLADE DANGER		1
8	038596	DECAL, LT60/70 BLADE TENSION INFO		1
9	P11789	DECAL, BLADE ALIGNMENT		1
10	003235	DECAL, WOOD-MIZER WEBSITE		1
11	065582	DECAL, 30 YEAR LOGO	Replaced 008782 MTM Decal (11/11).	1
12	065029	DECAL, LT70 IDLE SIDE BLACK EURO STRIPE		1
13	065030	DECAL, LT70 WHITE WOOD-MIZER LOGO		1
14	065033	DECAL, LT70 DRIVE SIDE BLACK EURO STRIPE		1
15	065031	DECAL, LT70 WHITE EURO LOGO	ALL EXCEPT LT70 SUPER HYDRAULIC	1
	076636	DECAL, LT70 WHITE LOGO	LT70 SUPER HYDRAULIC ONLY	1
16	074335	DECAL, LT15/70 WIDE LOGO	WIDE HEAD ONLY	1

4.10 Saw Head Decals



REF	PART #	DESCRIPTION	COMMENTS	QTY.
1	003249	DECAL, IDLE SIDE BLADE COVER		1
2	003248	DECAL, LT70 LOGO W/STRIPES		1
3	P11754	DECAL, SAWDUST CHUTE WARNING		1
4	P07452	DECAL, RED REFLECTIVE 2" ROUND		2
5	033254	DECAL, BLADE COVERS DANGER		2
6	015849	DECAL, BLADE GUIDE ARM STRIPE		1
7	P12879	DECAL, BLADE RESHARP INFO		1
8	015930	DECAL, WOOD-MIZER QUALITY		1
9	S11752	DECAL, BLADE DANGER		1
10	038596	DECAL, LT60/70 BLADE TENSION INFO		1
11	P11789	DECAL, BLADE ALIGNMENT		1
12	003235	DECAL, WOOD-MIZER WEBSITE		1

4.11 Blade Housing Covers

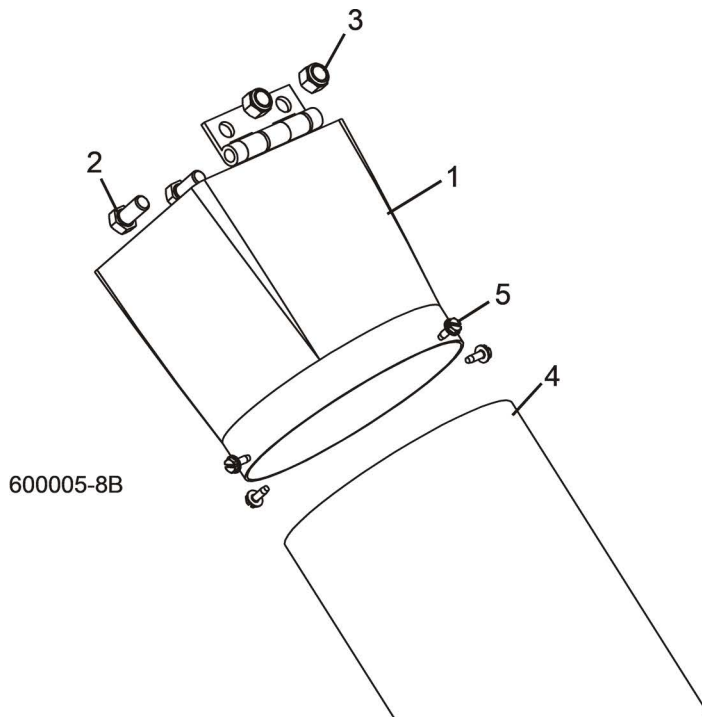


600286-1B

REF	PART #	DESCRIPTION	COMMENTS	QTY.
	048409	COVER ASSEMBLY, DRIVE SIDE BLADE HOUSING		1
1	048403	Cover Weldment, Drive Side Blade Housing		1
2	034251	Plate, Hinge Backing		1
3	F05005-113	Bolt, 1/4-20 x 3/4" Carriage Head		5
4	F05011-11	Washer, 1/4" SAE Flat		5
5	F05010-69	Nut, 1/4-20 Hex Nylon Lock		5
6	P08065	Handle, Blade Housing Cover		1
7	F05015-8	Screw, #8-32 x 3/8" Self-Tapping		2
8	014829	Latch, Flexible Draw		1
9	F05004-3	Screw, #10-24 x 3/8" Cross Slotted Pan Head		4
10	F05010-14	Nut, #10-24 Hex Self-Locking		4
	036178	COVER ASSEMBLY, IDLE SIDE BLADE HOUSING		1
11	036176	Cover Weldment, Idle Side Blade Housing		1
12	034251	Plate, Hinge Backing		1
13	F05005-113	Bolt, 1/4-20 x 3/4" Carriage Head		5
14	F05011-11	Washer, 1/4" SAE Flat		5
15	F05010-69	Nut, 1/4-20 Hex Nylon Lock		5
16	P08065	Handle, Blade Housing Cover		1
17	F05015-8	Screw, #8-32 x 3/8" Self-Tapping		2
18	014829	Latch, Flexible Draw		1
19	F05004-3	Screw, #10-24 x 3/8" Cross Slotted Pan Head		4
20	F05010-14	Nut, #10-24 Hex Self-Locking		4
21	034454	COVER WELDMENT, MIDDLE BLADE HOUSING		1

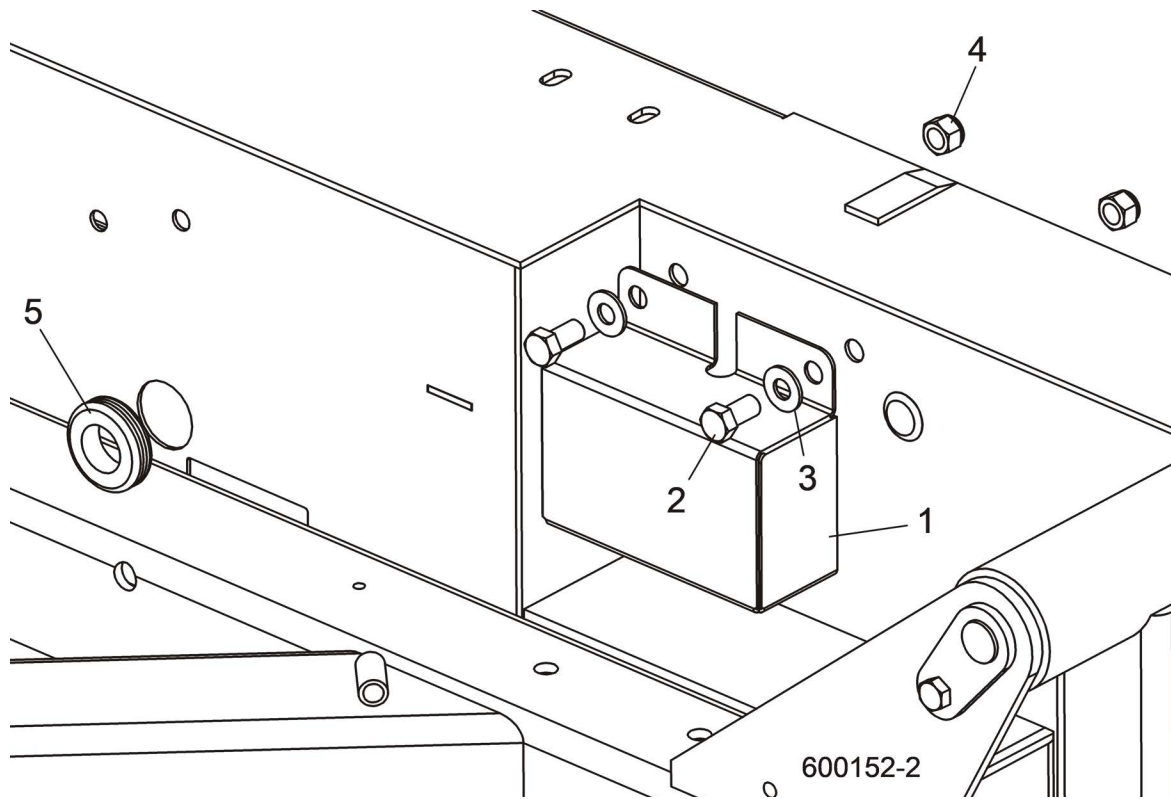
REF	PART #	DESCRIPTION	COMMENTS	QTY.
	006189	COVER WELDMENT, MIDDLE BLADE HOUSING (WIDE HEAD ONLY)		1
22	F05006-101	BOLT, 5/16-18 X 3/4" HEX HEAD W/FLAT & LOCK WASHER		4
23	006810	NUT PLATE, MIDDLE COVER		2

4.12 Sawdust Chute



REF	PART #	DESCRIPTION	COMMENTS	QTY.
1	034396	CHUTE WELDMENT, SAWDUST		1
2	F05007-118	BOLT, 3/8-16 X 3/4" HEX HEAD GRADE 5		2
3	F05010-10	NUT, 3/8-16 HEX NYLON LOCK		2
4	017829	TUBING, RUBBER SAWDUST		2
5	F05015-7	BOLT, #10-24 X 1/2" SELF-TAPPING		4

4.13 Debarker Wire Box/Grommet



REF	PART #	DESCRIPTION	COMMENTS	QTY.
1	023616	BOX, DEBARKER WIRE STORAGE		1
2	F05007-7	BOLT, 3/8-16 X 3/4" HEX HEAD		2
3	F05011-3	WASHER, 3/8" SAE FLAT		2
4	F05010-10	NUT, 3/8-16 HEX NYLON LOCK		2
5	P702	GROMMET, 7/8" ID X 1 1/4" GROOVED OD		1

5 Engine Options

SECTION 5 ENGINE OPTIONS

LT70HD

REF	PART #	DESCRIPTION	COMMENTS	QTY.
	M1146	D51 CATERPILLAR ENGINE OPTION (SEE ENGINE OPTION MANUAL)		- M1141
	M1589	D55 YANMAR ENGINE OPTION (SEE ENGINE OPTION MANUAL)		- M159 0
	M1138	D62 CATERPILLAR ENGINE OPTION (SEE ENGINE OPTION MANUAL)		- M1141
	M1083	E25 LINCOLN ENGINE OPTION (SEE ENGINE OPTION MANUAL)		- M109 2 C
	M1778	E30 ENGINE OPTION (SEE ENGINE OPTION MANUAL)		- M177 9

REF	PART #	DESCRIPTION	COMMENTS	QTY.
	M1146	D51 CATERPILLAR ENGINE OPTION (SEE ENGINE OPTION MANUAL)		- M1140
	M1589	D55 YANMAR ENGINE OPTION (SEE ENGINE OPTION MANUAL)		- M159 1
	M1138	D62 CATERPILLAR ENGINE OPTION (SEE ENGINE OPTION MANUAL)		- M1140

REF	PART #	DESCRIPTION	COMMENTS	QTY.
	M1083	E25 LINCOLN ENGINE OPTION (SEE ENGINE OPTION MANUAL)		- M109 3 RC

REF	PART #	DESCRIPTION	COMMENTS	QTY.
	M1589	D55 YANMAR ENGINE OPTION (SEE ENGINE OPTION MANUAL)		- M173 Q
	M1083	E25 LINCOLN ENGINE OPTION (SEE ENGINE OPTION MANUAL)		M178 2 EB
	M1778	E30 ENGINE OPTION (SEE ENGINE OPTION MANUAL)		- M178 3

LT70HD Wireless

REF	PART #	DESCRIPTION	COMMENTS	QTY.
	M1146	D51 CATERPILLAR ENGINE OPTION (SEE ENGINE OPTION MANUAL)		- M155 6
	M1589	D55 YANMAR ENGINE OPTION (SEE ENGINE OPTION MANUAL)		- M159 2
	M1138	D62 CATERPILLAR ENGINE OPTION (SEE ENGINE OPTION MANUAL)		- M155 6
	M1083	E25 LINCOLN ENGINE OPTION (SEE ENGINE OPTION MANUAL)		- M155 7 C
	M1778	E30 ENGINE OPTION (SEE ENGINE OPTION MANUAL)		- M178 Q

REF	PART #	DESCRIPTION	COMMENTS	QTY.
	M1589	D55 YANMAR ENGINE OPTION (SEE ENGINE OPTION MANUAL)		- M206 9

6 Options

SECTION 6 OPTIONS & ADDITIONAL INCLUDED EQUIPMENT

LT70HD/LT70HD Wireless

REF	PART #	DESCRIPTION	COMMENTS	QTY.
INCL UDED EQUI PMEN T				
	M1521	ACCUSET 2 (SEE MANUAL)		
	M1106	MKII DEBARKER (AC) (SEE MANUAL)		
	M1060	MKII DEBARKER (DC) (SEE MANUAL)		
	M1524	FINE ADJUST OUTRIGGERS (2008) (SEE MANUAL)		
	M930	LUBEMIZER (SEE MANUAL)		
AVAIL ABLE OPTI ONS				
	M530	BED EXTENSION (SEE MANUAL)		
	M1081	LASER SIGHT (SEE MANUAL)		
	M859	OPERATOR'S SEAT (SEE MANUAL)		

REF	PART #	DESCRIPTION	COMMENTS	QTY.
		INCLUDED EQUIPMENT		
	M1524	FINE ADJUST OUTRIGGERS (2008) (SEE MANUAL)		
		AVAILABLE OPTIONS		
	M530	BED EXTENSION (SEE MANUAL)		
	M1786	LASER SIGHT (SEE MANUAL)		

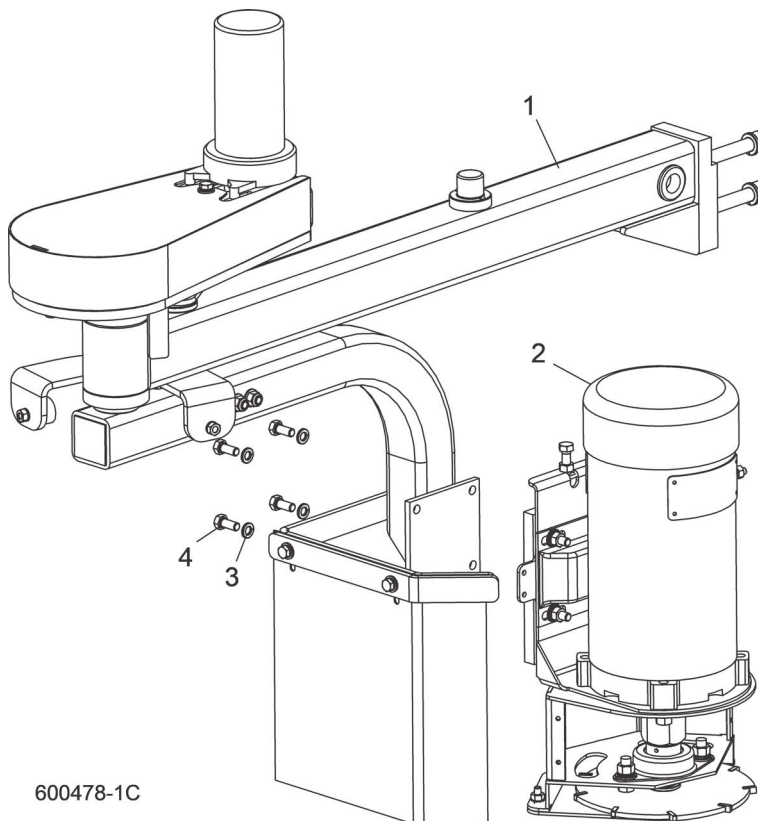
REF	PART #	DESCRIPTION	COMMENTS	QTY.
		INCLUDED EQUIPMENT		
	M1524	FINE ADJUST OUTRIGGERS (2008) (SEE MANUAL)		
		AVAILABLE OPTIONS		
	M530	BED EXTENSION (SEE MANUAL)		
	M1786	LASER SIGHT (SEE MANUAL)		

REF	PART #	DESCRIPTION	COMMENTS	QTY.
		INCLUDED EQUIPMENT		
	M1523	ACCUSET 2 - REMOTE (SEE MANUAL)		
	M1106	MKII DEBARKER (AC) (SEE MANUAL)		
	M1060	MKII DEBARKER (DC) (SEE MANUAL)		
	M1524	FINE ADJUST OUTRIGGERS (2008) (SEE MANUAL)		
	M930	LUBEMIZER (SEE MANUAL)		
		AVAILABLE OPTIONS		
	M530	BED EXTENSION (SEE MANUAL)		
	M1081	LASER SIGHT (SEE MANUAL)		

SECTION 7 DEBARKER

7.1 Debarker Assembly (DC Complete)

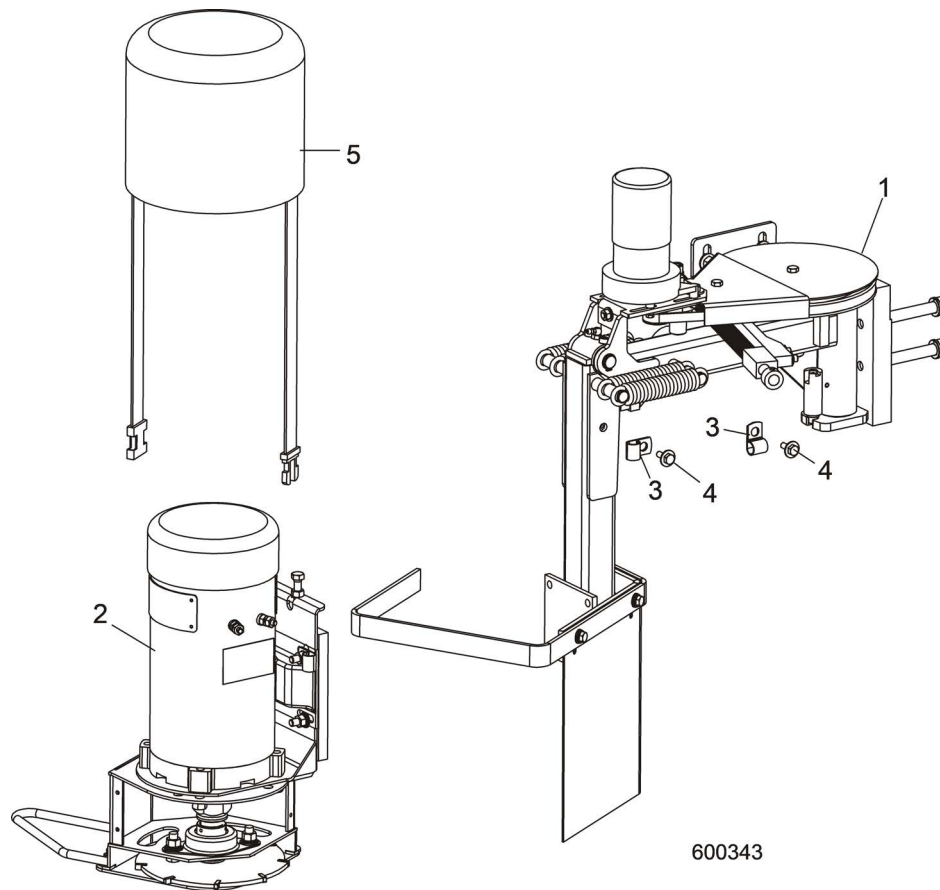
MKIII LT70 A.00+



REF	PART #	DESCRIPTION	COMMENTS	QTY.
	110687	DEBARKER ASSEMBLY, LT70 MECHANICAL	Debarker 110687 replaced 076678 per ENC 35897 on 5/23/2019.	1
1		Frame Parts ()	(See Section 7.5)	
2		Cutter Head Parts ()	(See Section 7.9)	
3	F05011-13	Washer, 5/16" Split Lock		4
4	F05006-5	Bolt, 5/16-18 x 3/4" Hex Head		4
	076683	Plate, LT70 Wide Debarker Pivot Stop		1
	015761	Cover, 3/4HP Leeson Motor		1

7.2 Debarker Assembly (DC Complete)

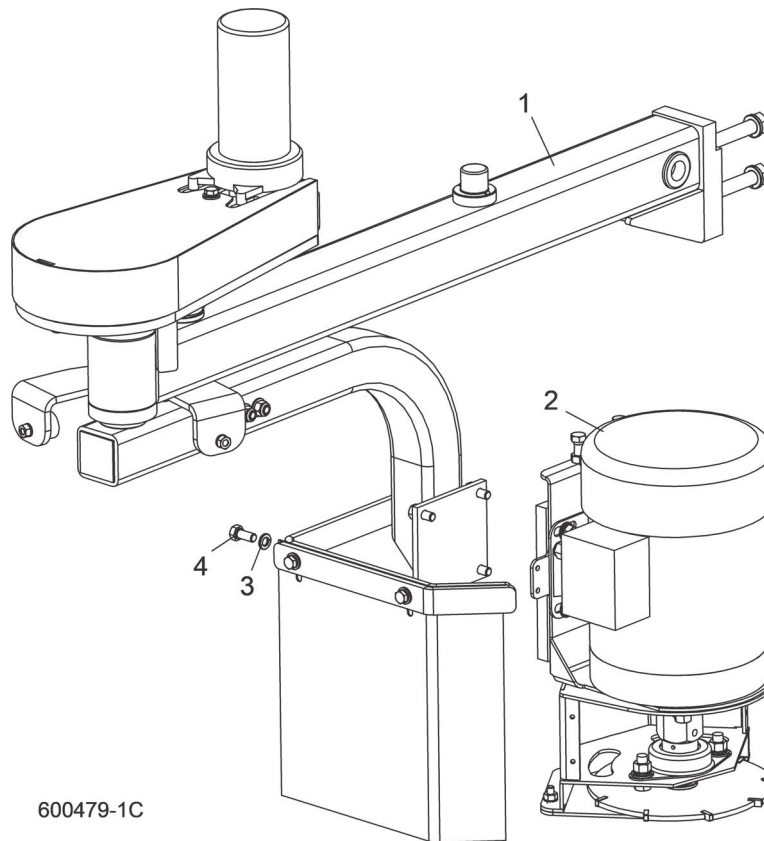
MKII LT70 A.00 - B.03



REF	PART #	DESCRIPTION	COMMENTS	QTY.
	025902	DEBARKER ASSEMBLY, DC LT70		1
1		Frame Parts ((See Section 7.6))		
2		DC Cutter Head Parts ((See Section 7.10))		
		AC Cutter Head Parts ((See Section 7.12))		
3	P07584	Clamp, 1/2" EMT Coated		2
4	F05005-134	Bolt, 1/4-20 x 3/4" Hex Head w/Conical Washer Head		2
5	015761	Cover, 3/4HP Leeson Motor (DC Only)		1

7.3 Debarker Assembly (AC Complete)

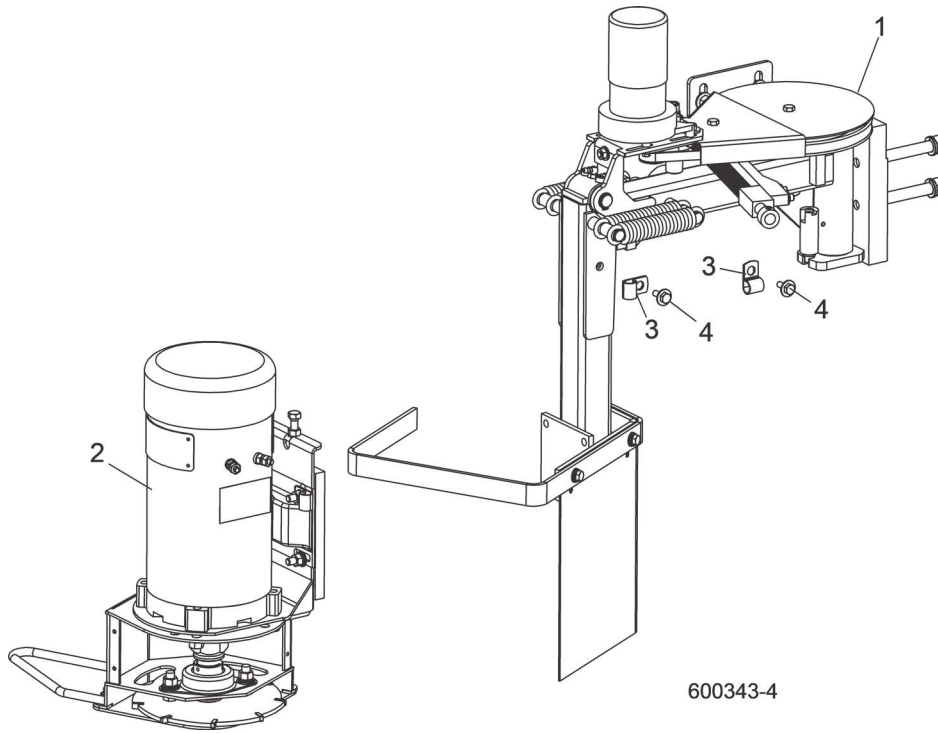
MKIII LT70 A.00+



REF	PART #	DESCRIPTION	COMMENTS	QTY.
	074883	MECHANICAL ASSEMBLY, LT60HD/70HD AC DEBARKER (BOXED)		1
	110690	Debarker Assembly, LT70 AC Mechanical	110690 replaced 074860 after 5/23/2019 per ECN 35897.	1
	074860	Debarker Assembly, LT70 AC Mechanical		1
1		Frame Parts ((See Section 7.5))		
2		Cutter Head Parts ((See Section 7.11))		
3	F05011-13	Washer, 5/16" Split Lock		4
4	F05006-5	Bolt, 5/16-18 x 3/4" Hex Head		4
	076683	Plate, LT70 Wide Debarker Pivot Stop		1
	015761	Cover, 3/4HP Leeson Motor		1

7.4 Debarker Assembly (AC Complete)

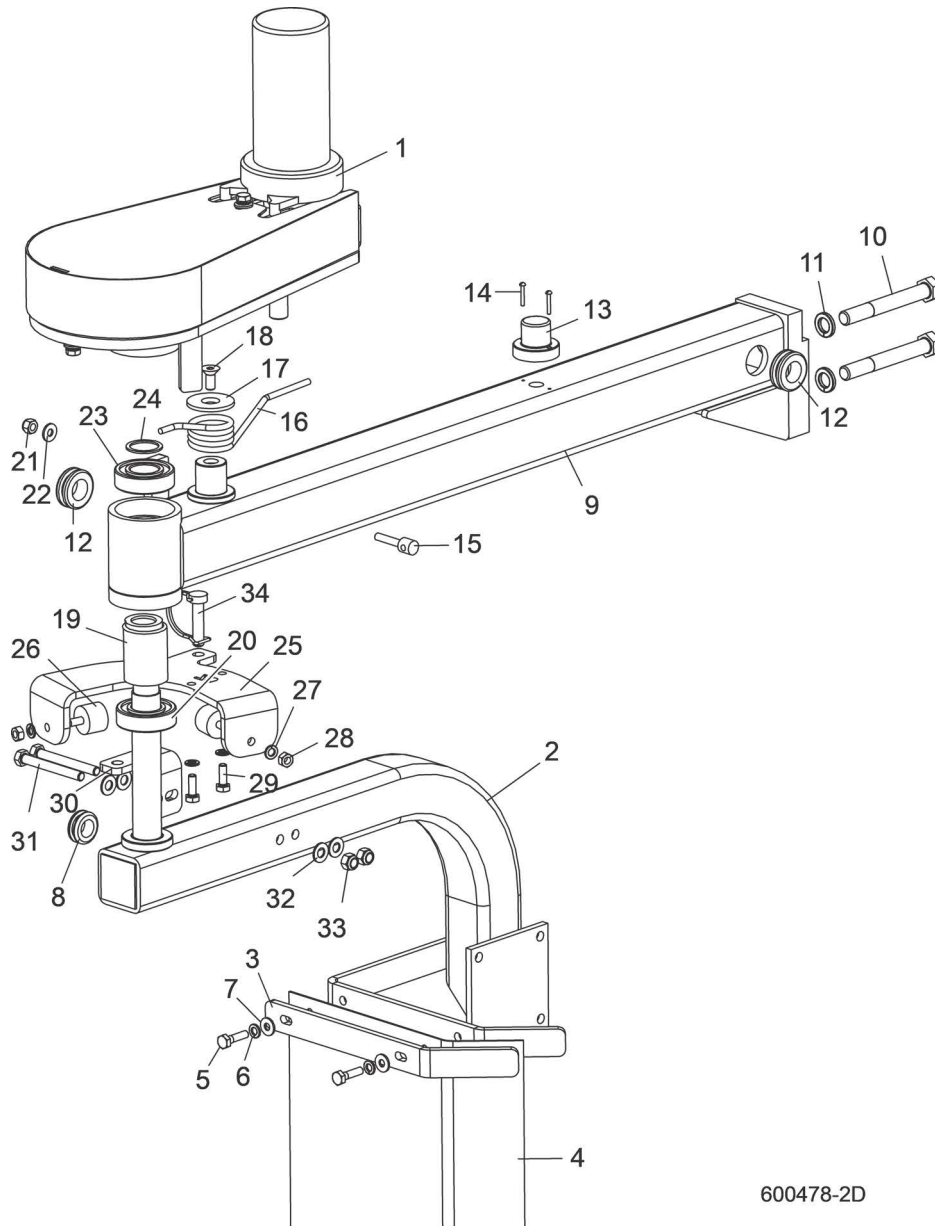
MKII LT70 A.00 - B.03



REF	PART #	DESCRIPTION	COMMENTS	QTY.
	065517	DEBARKER ASSEMBLY, AC LT70		1
1		Frame Parts (<i>(See Section 7.6)</i>)		
2		DC Cutter Head Parts (<i>(See Section 7.10)</i>)		
		AC Cutter Head Parts (<i>(See Section 7.12)</i>)		
3	P07584	Clamp, 1/2" EMT Coated		2
4	F05005-134	Bolt, 1/4-20 x 3/4" Hex Head w/Conical Washer Head		2

7.5 Frame Assembly

MKIII LT70 A.00+



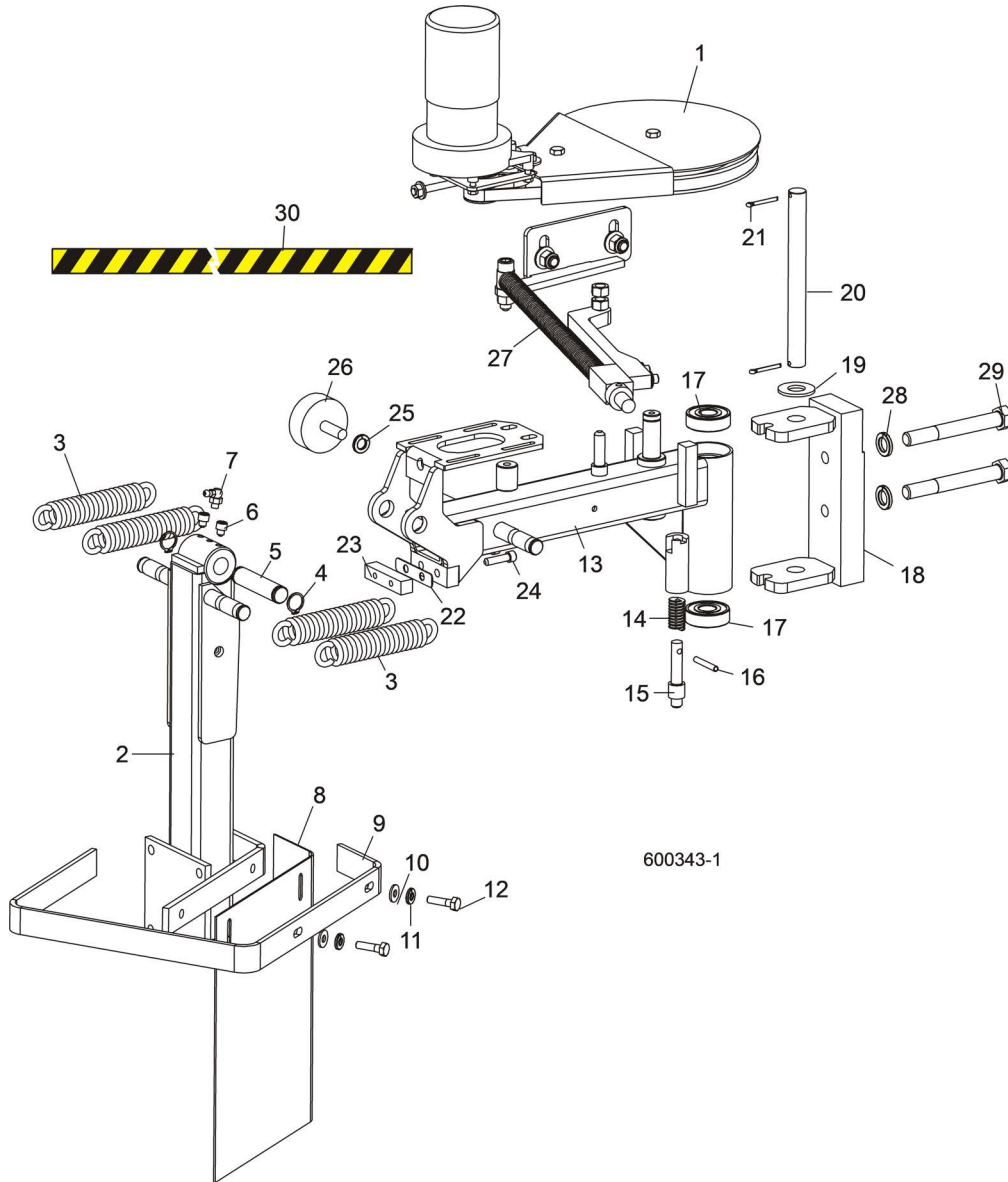
600478-2D

REF	PART #	DESCRIPTION	COMMENTS	QTY.
1	110686	PIVOT ARM ASSEMBLY, LT70 AC DEBARKER	110686 replaced 110639 after 5/23/2019 per ENC 35897.	1
2	110685	Arm Weldment, LT70 Debarker Pivot		1
3	076749	Plate, Debarker Flex Guard Retaining		1
4	021232	Guard, Debarker Flex		1
5	F05005-38	Bolt, 1/4-20 x 1" Hex Head		2
6	F05011-14	Washer, 1/4" Split Lock		2
7	F05011-11	Washer, 1/4" SAE Flat		2
8	033475	Grommet, 5/8" ID 3/16" GW Rubber		1
		AC Cutter Head Parts (<i>See Section 7.9</i>)		
	110684	MOUNT ARM ASSEMBLY, LT70 DEBARKER	110684 replaced 110648 after 5/23/2019 per ECN 35897.	1

REF	PART #	DESCRIPTION	COMMENTS	QTY.
	110648	MOUNT ARM ASSEMBLY, LT70 DEBARKER	110648 replaced 074823 after 9/17/2018.	1
9	110613	Mount Arm Weldment, LT70 Debarker		1
10	F05008-78	Bolt, 1/2-13 x 4" Hex Head Grade 5		2
11	F05011-9	Washer, 1/2" Split Lock		2
12	025247	Grommet, Rubber 3/4 ID		2
13	073555	Lamp Assembly, 180 Degree Amber Strobe		1
14	F05004-13	Bolt, 4-40 x 3/4 SI		2
15	076139	Bushing, Debarker Spring Retaining		1
16	098605	Spring, Debarker Tension		1
17	076039	Washer, LT35 Torsion Spring		1
18	F05006-95	Bolt, 5/16-18 x 3/4" FHS		1
19	110588	Tube, Long Bearing Spacer	110588 replaced 076739 after 5/23/2019 per ECN 35897.	1
	076739	Tube, Long Bearing Spacer		1
20	036007	Bearing, R20-2RS		1
21	F05010-69	Nut, 1/4-20 Nylock		1
22	F05011-11	Washer, 1/4" SAE Flat		1
23	087353	Bearing, SKF 6205 2RS Roller		1
24	076037	SHIM, 1 ID 1-1/4" OD		1
	074878	STOP ASSEMBLY, LT70 DEBARKER PIVOT		1
	074879	STOP ASSEMBLY, LT70 WIDE DEBARKER PIVOT (WIDE HEAD ONLY)		1
25	076682	Plate, LT70 Debarker Pivot Stop		1
	076683	Plate, LT70 Wide Debarker Pivot Stop (Wide Head Only)		1
26	065717	Bumper, 1 x 3/4" Hard Silicone Rubber		2
27	F05011-14	Washer, 1/4" Split Lock		2
28	F05010-63	Nut, 1/4-20 Free		2
29	F05005-123	Bolt, 1/4-20 x 3/4" Hex Head Grade 5		2
30	110616	LOCK BRACKET, DEBARKER TRAVEL	Items 30 through 34 were added per ENC 35897 on 5/23/2019.	1
31	F05006-136	BOLT, 5/16-18X2 3/4 FT HH GR5		2
32	F05011-17	WASHER, 5/16 SAE FLAT		4
33	F05010-58	NUT, 5/16-18 NYLOK HEX		2
34	046412	PIN, 3/8X1 3/8 ROUND WIRE LOCK		1

7.6 Frame Assembly

MKII LT70 A.00 - B.03

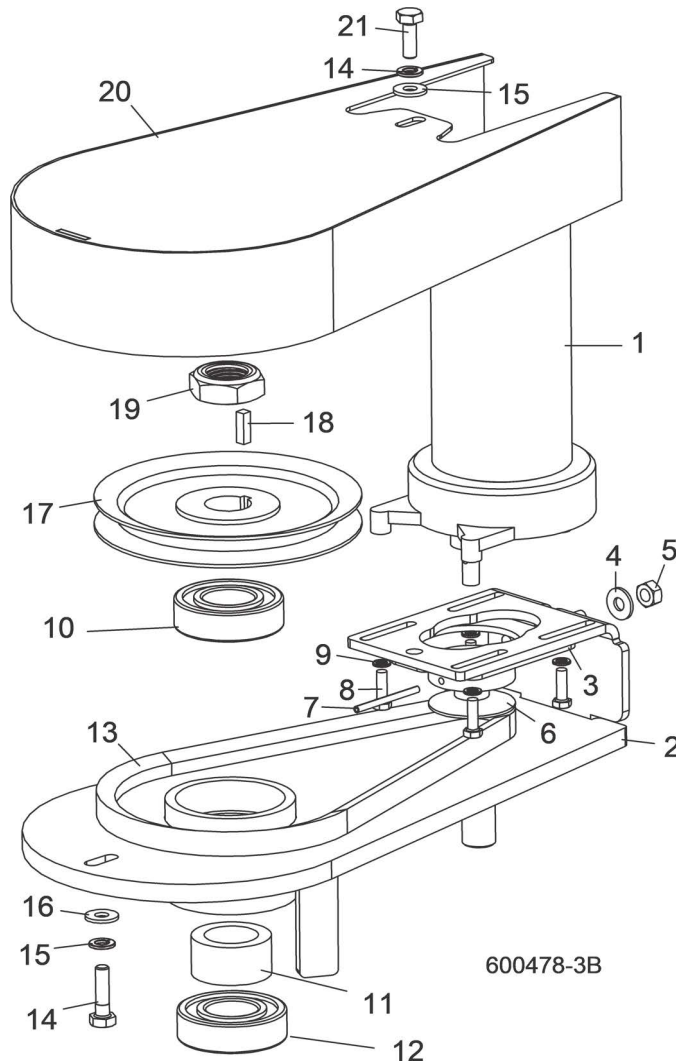


REF	PART #	DESCRIPTION	COMMENTS	QTY.
	025905	ARM ASSEMBLY, LT70 DEBARKER SWING (DCS)		1
1		Debarker In/Out Motor Parts (<i>See Section 7.8</i>)		
2	034365	Frame Weldment, Lower LT60 Debarker		1
3	021185	Spring, Debarker Arm		4
4	F04254-2	Ring, 5/8" Outer Retaining		2
5	023646	Pin, Debarker Pivot		1
6	F05005-106	Screw, 1/4-28 x 1/4" Socket Head		2
7	P04108	Fitting, 1/4-28 90° Grease		1
8	021232	Guard, Debarker Flex		1

REF	PART #	DESCRIPTION	COMMENTS	QTY.
9	021231	Guard, Debarker		1
10	F05011-11	Washer, 1/4" SAE Flat		2
11	F05011-14	Washer, 1/4" Split Lock		2
12	F05005-38	Bolt, 1/4-20 x 1" Hex Head		2
	046031	Frame Assembly, LT70 Debarker Upper		1
13	046032	Frame Weldment, Debarker Upper		1
14	021243	Spring, .58" OD x 1 1/2"		1
15	034814	Pin, Debarker Lock		1
16	F05012-16	Pin, 3/16" x 1 1/4" Roll		1
17	P06030-1	Bearing, 5/8" x 1.7548" x .4724"		2
18	046033	Mount Weldment, Debarker Pivot		1
19	F05011-5	Washer, 5/8" SAE Flat		1
20	046034	Pin, Debarker Pivot		1
21	F05012-1	Pin, 1/8" x 1" Cotter		2
22	046045	Shim, Pivot Stop		1
23	046044	Block, Pivot Stop		1
24	F05005-89	Bolt, 1/4-20 x 1" Socket Head		2
25	F05011-4	Washer, 3/8" Split Lock		1
26	034175	Bumper, Rubber		1
27		Spring Arm Parts (See Section 7.15)		
28	F05011-9	Washer, 1/2" Split Lock		2
29	F05008-78	Bolt, 1/2-13 x 4" Hex Head Grade 5		2
30	015849	Decal, Bar Stripe		1

7.7 In/Out Motor Drive Assembly

MKIII LT70 A.00+

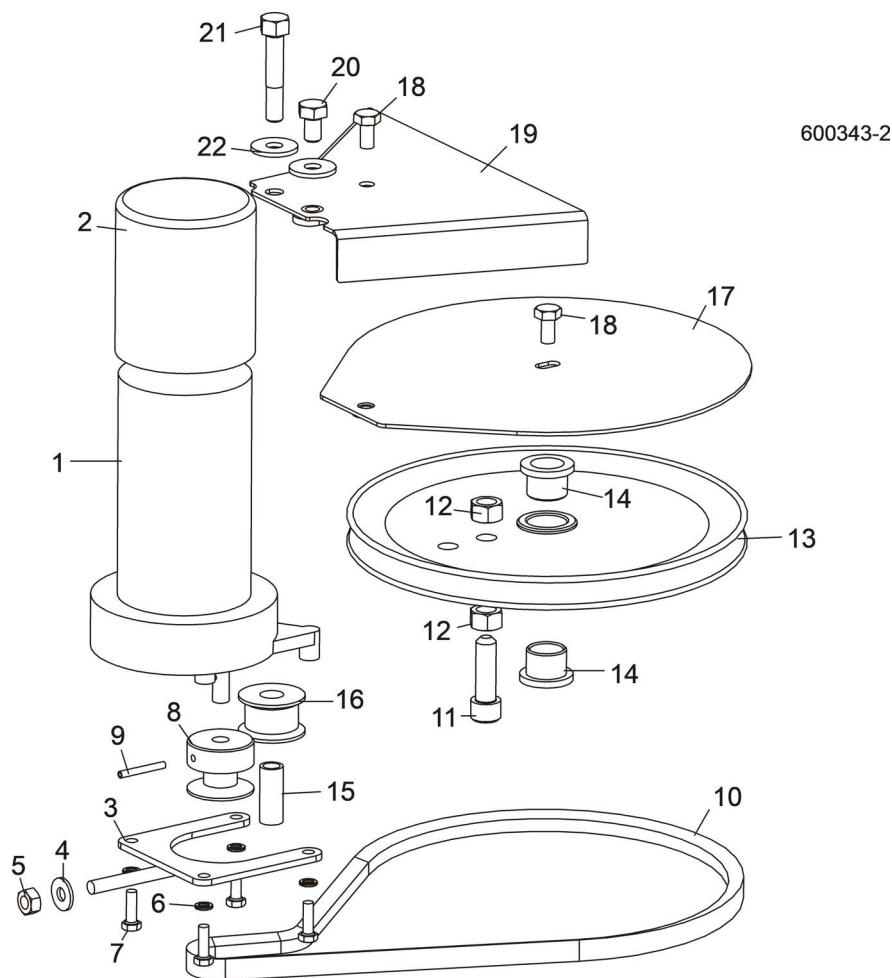


REF	PART #	DESCRIPTION	COMMENTS	QTY.
	114023	ASSY, LT70 DEB. UPPER PIVOT, W/O LOCK	114023 replaced 110634 per ECN 36043 on 8/14/2019.	
	114022	Assy, LT70 Super Debarker In/Ou w/BR	114022 replaced 114024 per ECN 36043 on 8/14/2019.	1
1	128026	Motor Assy, Debarker In/Out w/Brake w/Di		1
	110952	Motor, 1/15HP 34RPM 12VDC 98:1 W/Brake		1
	069677	Diode, 200V 2A UltraFast Rectifier		2
	024032	Conn, 14-16AWG Parallel Splice		4
	069474	Connector, 3 Pin Trig DT Deutsch Male		1
	069475	Wedgelock, 3P Male Deutsch DT Series		1

REF	PART #	DESCRIPTION	COMMENTS	QTY.
	053429	Pin, #16 Deutsch 16-20 AWG Solid Contact		1
	F05089-8	Tie Wrap, 3/16x10 UV Blk		1
2	110635	Weldment, LT70 Deb. Upper Pivot, W/O Lock		1
3	023637	Tensioner Weldment, Gearmotor Ptd		1
4	F05011-11	Washer, 1/4 SAE Flat		1
5	F05010-21	Nut, 1/4-20 Swaged		1
6	076666	Sheave, LT70 Debarker Gearmotor		1
7	F05012-102	Pin, 1/8x1 5/8 Roll Zinc		1
8	F05004-152	Screw, 10-32x5/8 HH Machine		4
9	F05011-20	Washer, #10 Split Lock		4
10	087353	Bearing, SKF 6205 2RS Roller		1
11	076741	Tube, Short Bearing Spacer		1
12	036007	Bearing, R20-2RS	036007 replaced (1) 087353 after 5/23/2019 per ECN 35897.	1
13	076689	BELT, AX21		1
14	F05005-101	BOLT, 1/4-20 X 1" HEX HEAD GRADE 5		1
15	F05011-14	WASHER, 1/4" SPLIT LOCK		2
16	F05011-11	WASHER, 1/4" SAE FLAT		2
17	076798	PULLEY, 5X7/8 A GROOVE		1
18	065214	KEY, 3/16" SQ X 5/8"		1
19	F05010-238	NUT, 7/8-14 HALF NYLOCK		1
20	076713	GUARD WELDMENT, LT70 DEBARKER BELT		1
21	F05005-1	BOLT, 1/4-20 X 3/4" FULL THREAD HHC		1

7.8 In/Out Motor Drive Assembly

MKII LT70 A.00 - B.03

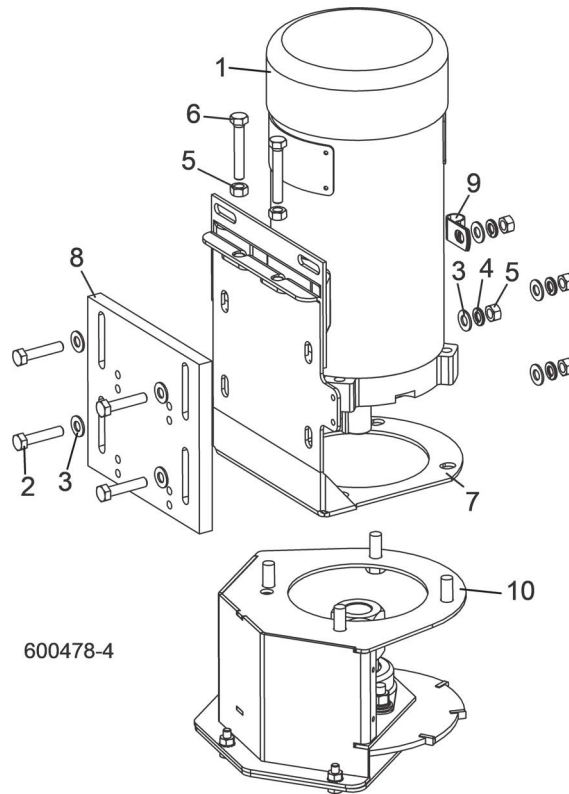


REF	PART #	DESCRIPTION	COMMENTS	QTY.
1	053421	MOTOR ASSEMBLY, DCS BLADE GUIDE DEBARKER IN/OUT		1
	P12756	Housing, Klauber Motor End		1
	P12569	Gear Kit, Klauber Gear Motor Replacement		1
	P12800	Brush Kit, Gear Motor Replacement		1
	009695	Shaft Kit, Klauber Gear Motor Replacement		1
2	023720	BOOT, GEAR MOTOR WEATHER		1
3	023637	TENSIONER WELDMENT, GEAR MOTOR		1
4	F05011-11	WASHER, 1/4" SAE FLAT		1
5	F05010-21	NUT, 1/4-20 HEX LOCK		1
6	F05011-20	WASHER, #10 SPLIT LOCK		4
7	F05004-152	BOLT, #10-32 X 5/8" HEX HEAD		4
8	016181	PULLEY, DEBARKER IN/OUT MOTOR		1
9	F05012-34	PIN, 1/8" X 1" ROLL		1
10	046039	BELT, AX29		1
11	F05007-36	BOLT, 3/8-16 X 1 1/2" SOCKET HEAD		1
12	F05010-25	NUT, 3/8-16 HEX LOCK		2

REF	PART #	DESCRIPTION	COMMENTS	QTY.
13	023634	PULLEY, DEBARKER IN/OUT DRIVE		1
14	021203	BUSHING, FLANGED BRONZE		2
15	046040	SPACER, .322" ID X .44 OD X 1.10" LONG		1
16	S09999	GUIDE, BELT IDLER		1
17	046049	GUARD WELDMENT, DEBARKER BELT		1
18	F05005-15	BOLT, 1/4-20 X 1/2" HEX HEAD		2
19	046050	GUARD WELDMENT, DEBARKER PULLEY		1
20	F05006-15	BOLT, 5/16-18 X 1/2" HEX HEAD GRADE 5		1
21	F05009-70	BOLT, 5/16-18 X 1 3/4" HEX HEAD		1
22	F05011-16	WASHER, 5/16" STANDARD FLAT		2

7.9 Cutter Head Assembly (DC)

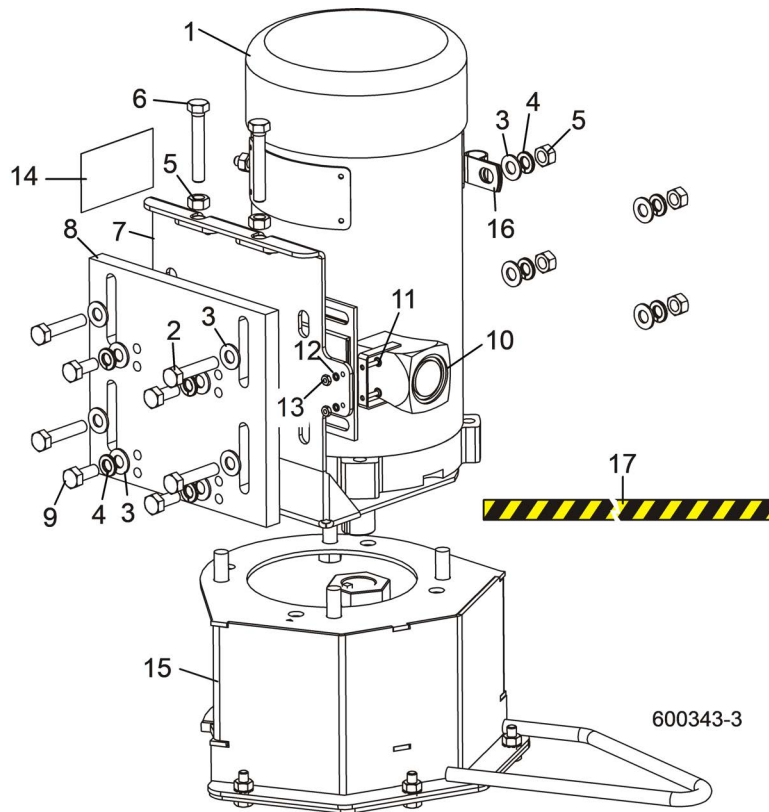
MKIII LT70 A.00+



REF	PART #	DESCRIPTION	COMMENTS	QTY.
	076677	HEAD ASSEMBLY, LT70 DEBARKER CUTTING		1
1	023688	Motor, 3/4HP 12VDC TEFC Electric (7/8" Dia. Shaft)		1
	024167	Brush Kit, Leeson 3/4HP Motor (Includes 2 Brushes and 2 Springs)		1
	016087	Fan, 3/4 HP Leeson Motor Replacement		1
	047998	Guard, Motor Fan		1
	016108	Key, 3/16" Square x 1 3/8" Long		1
2	F05006-2	Bolt, 5/16-18 x 1 1/2" Hex Head Full Thread		4
3	F05011-17	Washer, 5/16" SAE Flat		8
4	F05011-13	Washer, 5/16" Split Lock		4
5	F05010-17	Nut, 5/16-18 Hex		6
6	F05006-13	Bolt, 5/16-18 x 2" Hex Head Full Thread		2
7	023622	Bracket Weldment, Debarker Blade Motor Adjustable		1
8	023620	Plate, Debarker Blade Motor Mount		1
9	P07584	Clamp, 1/2EMT Coated		1
	024431	Decal, Disconnect Motor Leads Warning		1
10		Blade/Mandrel Parts (<i>See Section 7.13</i>)		

7.10 Cutter Head Assembly (DC)

MKII LT70 A.00 - B.03



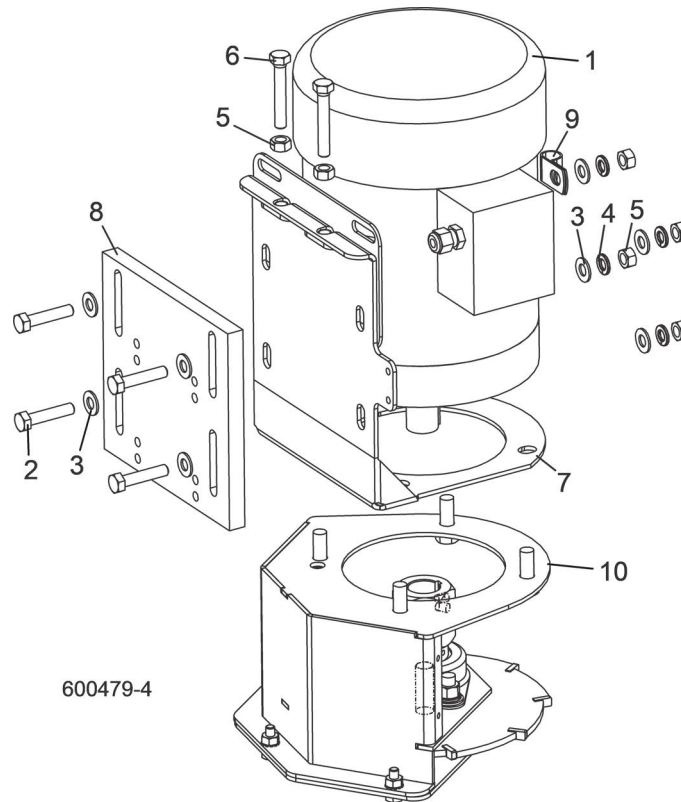
REF	PART #	DESCRIPTION	COMMENTS	QTY.
	025904	HEAD ASSEMBLY, MKII DEBARKER CUTTER (DC DCS)		1
1	023688	Motor, 3/4HP 12VDC TEFC Electric (7/8" Dia. Shaft)		1
	024167	Brush Kit, Leeson 3/4HP Motor (Includes 2 Brushes and 2 Springs)		1
	016087	Fan, 3/4 HP Leeson Motor Replacement		1
	047998	Guard, Motor Fan		1
	016108	Key, 3/16" Square x 1 3/8" Long		1
2	F05006-2	Bolt, 5/16-18 x 1 1/2" Hex Head Full Thread		4
3	F05011-17	Washer, 5/16" SAE Flat		8
4	F05011-13	Washer, 5/16" Split Lock		8
5	F05010-17	Nut, 5/16-18 Hex		6
6	F05006-13	Bolt, 5/16-18 x 2" Hex Head Full Thread		2
7	023622	Bracket Weldment, Debarker Blade Motor Adjustable		1
8	023620	Plate, Debarker Blade Motor Mount		1
9	F05006-5	Bolt, 5/16-18 x 3/4" Hex Head Grade 2		4
10	069431	Horn Assembly, DCS Debarker On Warning		1
11	F05004-14	Screw, #4-40 x 1/2" Slotted Head		2

7 **Debarker (DCS)**
Cutter Head Assembly (DC)

REF	PART #	DESCRIPTION	COMMENTS	QTY.
12	F05011-21	Washer, #4 Split Lock		2
13	F05010-43	Nut, #4-40 Hex		2
14	024431	Decal, Disconnect Motor Leads Warning		1
15		Blade/Mandrel Parts (<i>See Section 7.14</i>)		
16	P07584	Clamp, 1/2" EMT Coated		1
17	015849	Decal, LT15 Blade Guide Bar		.5

7.11 Cutter Head Assembly (AC)

MKIII LT70 A.00+

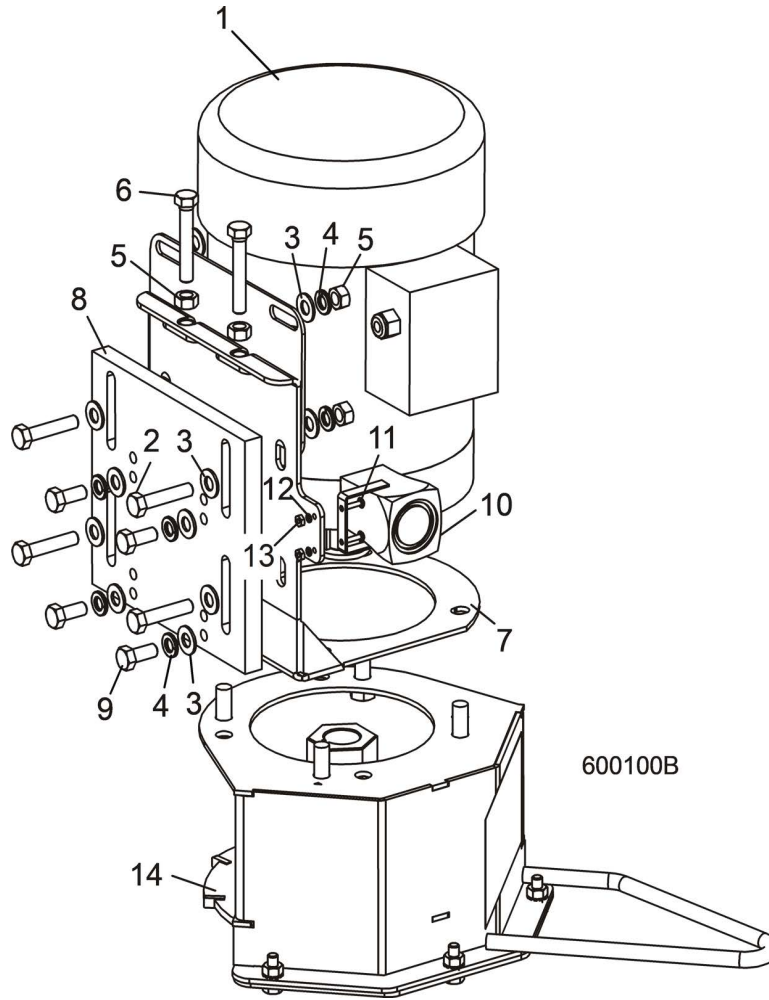


600479-4

REF	PART #	DESCRIPTION	COMMENTS	QTY.
	074858	HEAD ASSEMBLY, LT70 AC DEBARKER CUTTING		1
1	050292	Motor, 3/4HP 230/460V 1725RPM Electric		1
	016108	Key, 3/16" Square x 1 3/8" Long		1
2	F05006-2	Bolt, 5/16-18 x 1 1/2" Hex Head Full Thread		4
3	F05011-17	Washer, 5/16" SAE Flat		8
4	F05011-13	Washer, 5/16" Split Lock		4
5	F05010-17	Nut, 5/16-18 Hex		6
6	F05006-13	Bolt, 5/16-18 x 2" Hex Head Full Thread		2
7	023622	Bracket Weldment, Debarker Blade Motor Adjustable		1
8	023620	Plate, Debarker Blade Motor Mount		1
9	P07584	Clamp, 1/2EMT Coated		1
	024431	Decal, Disconnect Motor Leads Warning		1
10		Blade/Mandrel Parts (<i>See Section 7.13</i>)		

7.12 Cutter Head Assembly (AC)

MKII LT70 A.00 - B.03

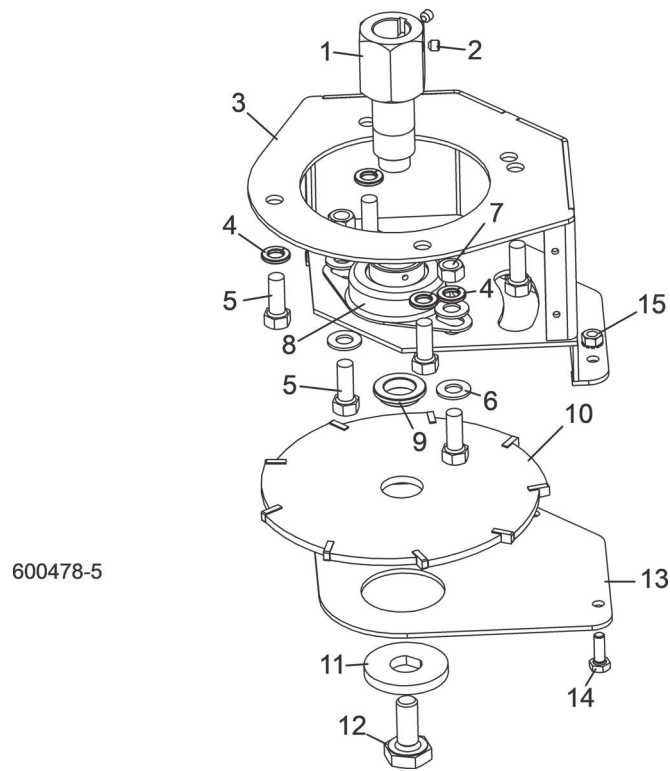


REF	PART #	DESCRIPTION	COMMENTS	QTY.
	017772	HEAD ASSEMBLY, MKII 230/460V AC DEBARKER CUTTING		1
1	050292	Motor, 3/4HP 230/460V 1725RPM Electric		1
	024167	Brush Kit, Leeson 3/4HP Motor (Includes 2 Brushes and 2 Springs)		1
	016087	Fan, 3/4 HP Leeson Motor Replacement		1
	047998	Guard, Motor Fan		1
	016108	Key, 3/16" Square x 1 3/8" Long		1
2	F05006-2	Bolt, 5/16-18 x 1 1/2" Hex Head Full Thread		4
3	F05011-17	Washer, 5/16" SAE Flat		8
4	F05011-13	Washer, 5/16" Split Lock		8
5	F05010-17	Nut, 5/16-18 Hex		6
6	F05006-13	Bolt, 5/16-18 x 2" Hex Head Full Thread		2
7	023622	Bracket Weldment, Debarker Blade Motor Adjustable		1

REF	PART #	DESCRIPTION	COMMENTS	QTY.
8	023620	Plate, Debarker Blade Motor Mount		1
9	F05006-5	Bolt, 5/16-18 x 3/4" Hex Head Grade 2		4
10	021137	Horn, Debarker On Warning		1
11	F05004-14	Screw, #4-40 x 1/2" Slotted Head		2
12	F05011-21	Washer, #4 Split Lock		2
13	F05010-43	Nut, #4-40 Hex		2
14		Blade/Mandrel Parts (See Section 7.14)		

7.13 Blade Housing Assembly

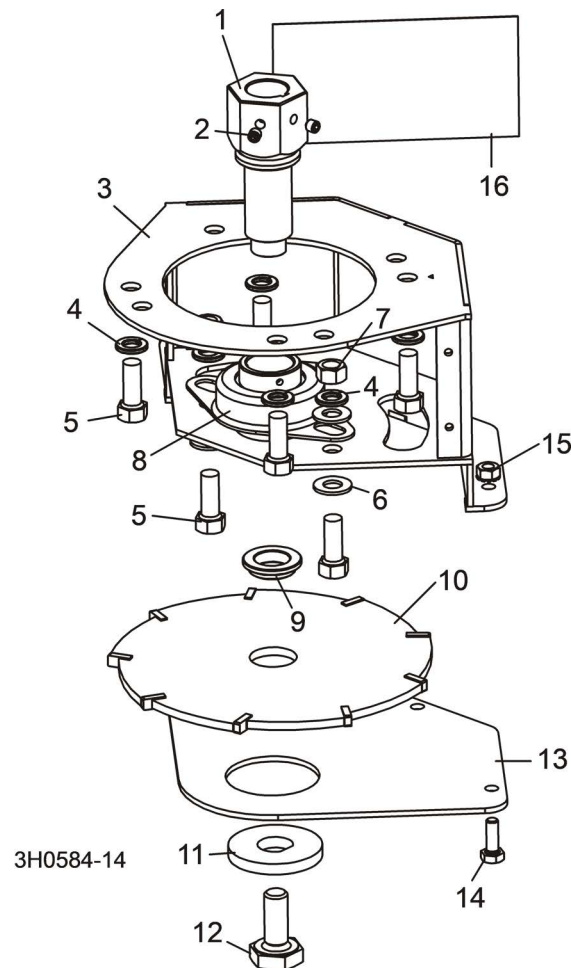
MKIII LT70 A.00+



REF	PART #	DESCRIPTION	COMMENTS	QTY.
1	074832	MANDREL, DEBARKER BLADE		1
2	F05005-105	SCREW, 1/4-28 X 1/4" CUP POINT SOCKET SET		2
3	076686	HEAD WELDMENT, LT70 DEBARKER CUTTER		1
4	F05011-4	WASHER, 3/8" SPLIT LOCK		6
5	F05007-7	BOLT, 3/8-16 X 1" HEX HEAD		6
6	F05011-3	WASHER, 3/8" SAE FLAT		4
7	F05010-1	NUT, 3/8-16 HEX		2
8	023541	BEARING, 1" FLANGED MOUNT		1
9	023632	BUSHING, DEBARKER BLADE SPACER		1
10	021236	BLADE, DEBARKER 7" DIA.		1
	065852	BLADE, DEBARKER 7" DIA. W/1/2" INSERTS	OPT - SOLD SEPARATELY	1
11	023737	WASHER, DEBARKER BLADE LOCK		1
12	074833	BOLT, 1/2-20 X 1 1/4" HEX HEAD SPECIAL		1
13	023629	PLATE, DEBARKER BLADE HOUSING BOTTOM		1
14	F05005-1	BOLT, 1/4-20 X 3/4" HEX HEAD FULL THREAD		3
15	F05010-9	NUT, 1/4-20 SELF-LOCKING HEX		3
	076799	DECAL, DEBARKER LIGHT WARNING		1

7.14 Blade Housing Assembly

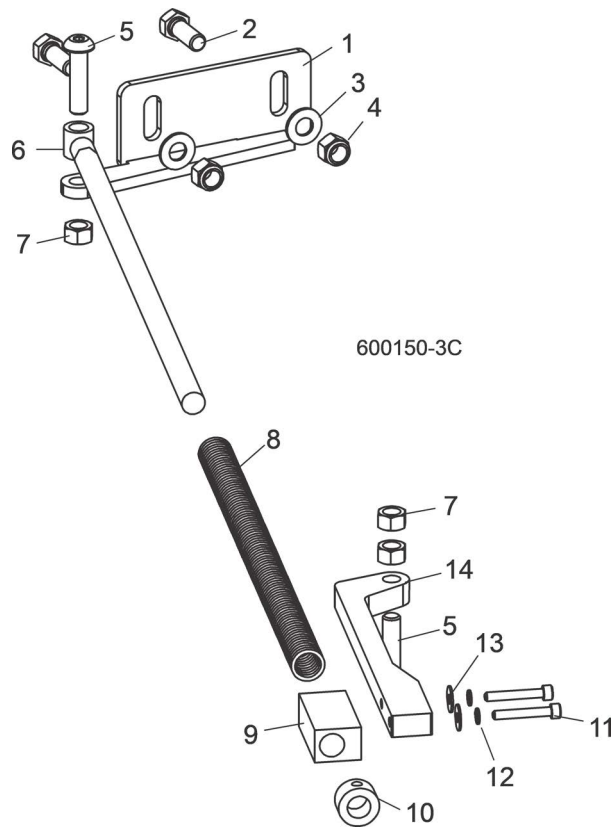
MKII LT70 A.00 - B.03



REF	PART #	DESCRIPTION	COMMENTS	QTY.
1	016122	MANDREL, DEBARKER BLADE (7/8" DIA.)		1
2	F05005-105	SCREW, 1/4-28 X 1/4" CUP POINT SOCKET SET		2
3	023628	HOUSING WELDMENT, DEBARKER BLADE		1
4	F05011-4	WASHER, 3/8" SPLIT LOCK		6
5	F05007-7	BOLT, 3/8-16 X 1" HEX HEAD		6
6	F05011-3	WASHER, 3/8" SAE FLAT		4
7	F05010-1	NUT, 3/8-16 HEX		2
8	023541	BEARING, 1" FLANGED MOUNT		1
9	023632	BUSHING, DEBARKER BLADE SPACER		1
10	021236	BLADE, DEBARKER 7" DIA.		1
11	023737	WASHER, DEBARKER BLADE LOCK		1
12	023547	BOLT, 1/2-20 X 1 1/4" HEX HEAD SPECIAL		1
13	023629	PLATE, DEBARKER BLADE HOUSING BOTTOM		1
14	F05005-1	BOLT, 1/4-20 X 3/4" HEX HEAD FULL THREAD		3
15	F05010-9	NUT, 1/4-20 SELF-LOCKING HEX		3
16	021172	DECAL, DEBARKER HORN DANGER		1

7.15 Spring Arm Assembly

MKII LT70 A.00 - B.03

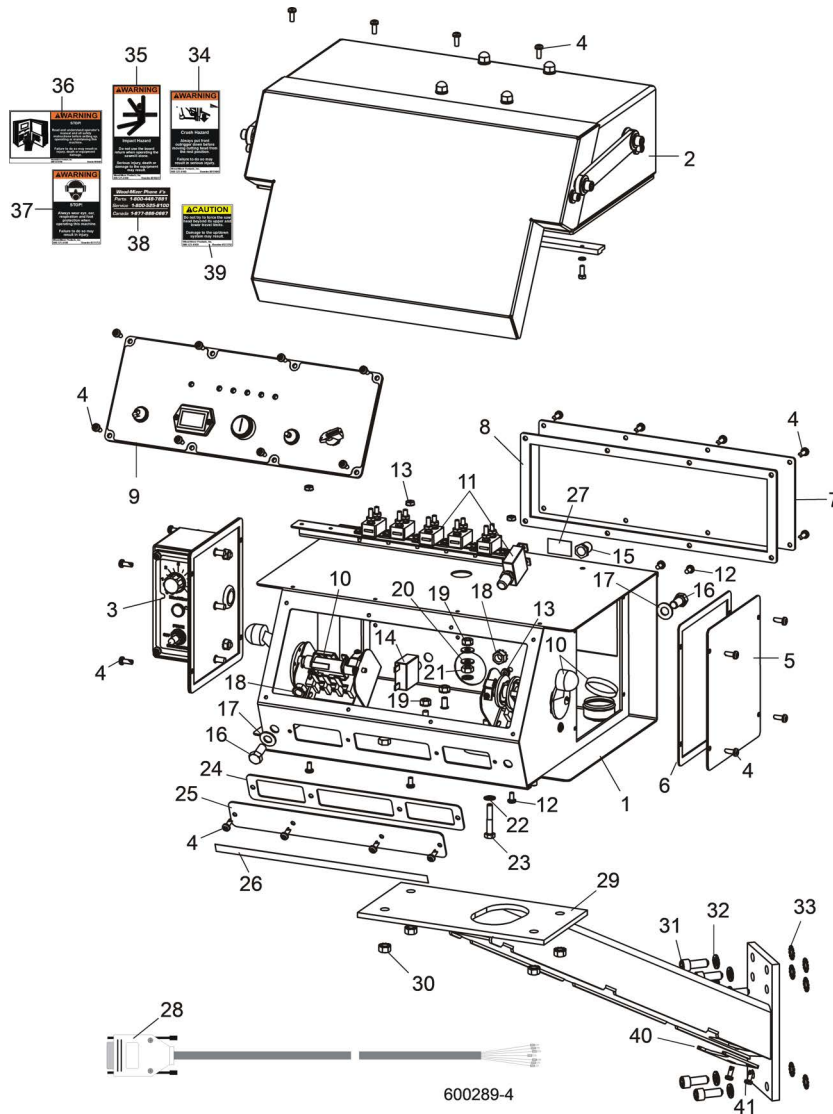


REF	PART #	DESCRIPTION	COMMENTS	QTY.
1	045858	BRACKET, SPRING ROD MOUNT		1
2	F05007-87	BOLT, 3/8-16 X 1" HEX HEAD GRADE 5		2
3	F05011-3	WASHER, 3/8" SAE FLAT		2
4	F05010-10	NUT, 3/8-16 HEX NYLON LOCK		2
5	F05007-150	BOLT, 3/8-16 X 1 1/4" SOCKET HEAD		2
6	045852	ROD WELDMENT, LT60 DEBARKER SPRING		1
7	F05010-25	NUT, 3/8-16 HEX LOCK		3
8	023631	SPRING, .72" OD X 19 1/2" X .08 WIRE		1
9	045854	BLOCK, SPRING ROD SLIDE		1
10	014820	COLLAR, 1/2" SHAFT		1
11	F05004-31	BOLT, #10-24 X 1 1/4" SOCKET HEAD		2
12	F05011-20	WASHER, #10 SPLIT LOCK		2
13	F05011-18	WASHER, #10 SAE FLAT		2
14	046064	ARM, SLIDE BLOCK MOUNT		1

SECTION 8 CONTROL & BATTERY BOXES

8.1 Control Assembly (DC)

LT70HDR Rev. B4.00+



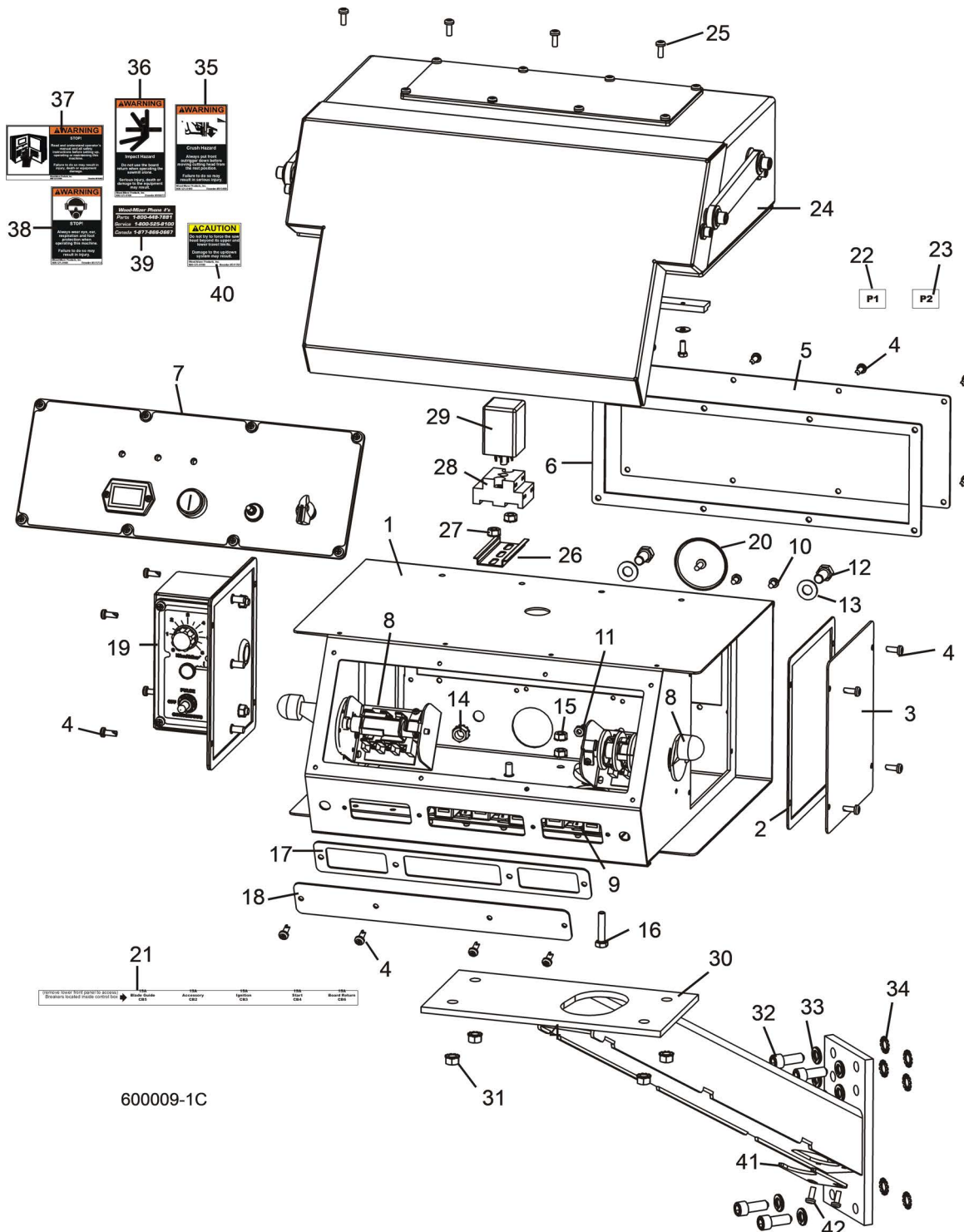
REF	PART #	DESCRIPTION	COMMENTS	QTY.
	036352	COVER, SAWMILL CONTROL CONSOLE W/ACCUSET		1
	069389	CONTROL BOX ASSEMBLY, D55 TIER3		1
	069331	CONTROL BOX ASSEMBLY, D51/D62		1
	068317	CONTROL BOX ASSEMBLY, D55 TIER3 (WIDE HEAD ONLY)		1
1	016135	Box Weldment, Sawmill Control	Available in assemblies only.	1
2	N/A	Accuset Control Parts (See Accuset 2 option manual)		1
3	N/A	LubeMizer Parts (See LubeMizer option manual)		1
4	F05015-17	Screw, #10-24 x 1/2" Pan Head		32
5	006473	Panel Weldment, Side		1

8 Control & Battery Boxes

Control Assembly (DC)

REF	PART #	DESCRIPTION	COMMENTS	QTY.
6	015274	Gasket, Side Panel Control		1
7	016230	Panel, Rear Control Box Cover		1
8	015278	Gasket, Rear Panel		1
9	N/A	Front Control Panel & Wiring Harnesses (See Section 8.7)		1
10	N/A	Drum Switches (See Section 8.5)		1
11	N/A	Circuit Breakers (See Section 8.6)		1
12	F05004-3	Screw, #10-24 x 3/8" Phillips Pan Head		5
13	F05010-14	Nut, #10-24 Hex Self-Locking		5
14	024246	Breaker, 30A Manual Reset Panel Mount		1
15	021253	Boot, Circuit Breaker		1
16	F05007-27	Bolt, 3/8-16 x 3/4" Hex Head		2
17	F05011-3	Washer, 3/8" SAE Flat		2
18	F05010-19	Nut, 3/8-16 Hex Self-Locking		2
19	F05010-9	Nut, 1/4-20 Hex Self-Locking		3
20	F05011-11	Washer, 1/4 SAE Flat		2
21	F05010-129	Nut, 1/4-20 Heavy-Duty Hex Jam		1
22	F05011-69	Washer, 1/4" Interior Star Heavy-Duty Lock		2
23	F05005-31	Bolt, 1/4-20 x 1/2" Hex Head Full Thread		1
24	015266	Gasket, Front Access Panel		1
25	015376	Panel, Control Box Front Access		1
26	053354	Decal, Circuit Breaker ID (2009 LT70)		1
27	024366	Decal, Circuit Breaker ID (Autoclutch)		1
28	053355	Harness Assembly, Dual-Axis Motor Control Non-Remote		1
29	015236	MOUNT WELDMENT, STANDARD CONTROL BOX		1
30	F05010-20	NUT, 5/16-18 SELF-LOCKING HEX		4
31	F05007-52	BOLT, 3/8-16 X 1" SOCKET HEAD		4
32	F05011-4	WASHER, 3/8" SPLIT LOCK		4
33	F05011-36	WASHER, 3/8" EXTERIOR STAR LOCK		4
34	015400	DECAL, FRONT OUTRIGGER WARNING		1
35	016072	DECAL, BOARD RETURN WARNING		1
36	016402	DECAL, READ MANUAL WARNING		1
37	S11753	DECAL, EAR/EYE PROTECTION WARNING		1
38	S12117	DECAL, 800 NUMBER		1
39	S11762	DECAL, UP/DOWN CAUTION		1
40	036381	PLATE, PEDESTAL COVER		1
41	F05015-17	SCREW, #10-24 X 1/2" PAN HEAD		2

8.2 Control Assembly (AC)

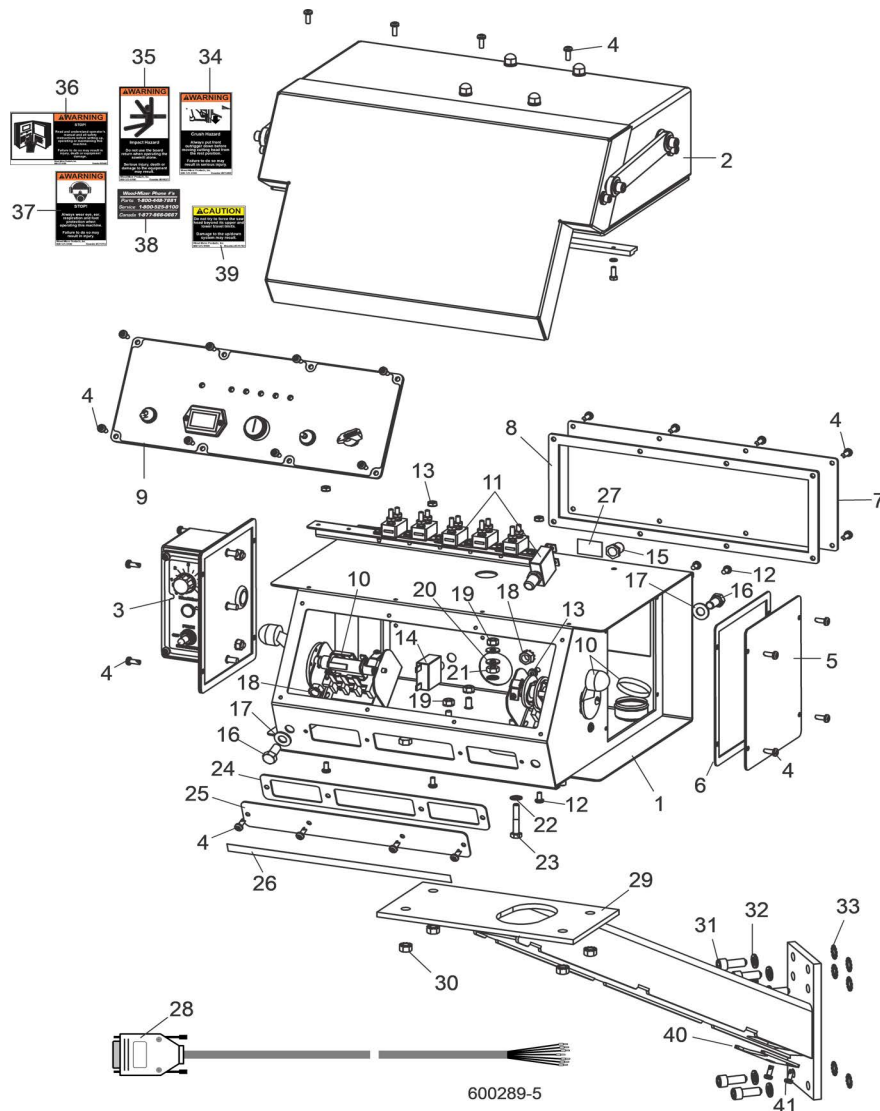


REF	PART #	DESCRIPTION	COMMENTS	QTY.
	036352	COVER, SAWMILL CONTROL CONSOLE W/ACCUSET		1
	069571	CONTROL BOX ASSEMBLY, LT70 ELECTRIC	Replaced 053065 LT70 E25 2008 Operator Assembly to use common parts for standard and wide head mills (5/15).	1
1	016135	Box Weldment, Sawmill Control	Available in assemblies only.	1

REF	PART #	DESCRIPTION	COMMENTS	QTY.
2	015274	Gasket, Side Access Panel		1
3	015307	Panel Weldment, Side Access		1
4	F05015-17	Screw, #10-24 x 1/2" Pan Head		20
5	016230	Panel, Rear Control Access		1
6	015278	Gasket, Rear Access Panel		1
7	N/A	Front Control Panel & Harnesses ((See Section 8.7))		1
8	N/A	Drum Switches ((See Section 8.5))		1
9	N/A	Circuit Breakers ((See Section 8.6))		1
10	F05004-3	Screw, #10-24 x 3/8" Phillips Pan Head		2
11	F05010-14	Nut, #10-24 Self Locking		2
12	F05007-27	Bolt, 3/8-16 x 3/4" Hex Head		2
13	F05011-3	Washer, 3/8" SAE Flat		2
14	F05010-19	Nut, 3/8-16 Hex Self-Locking		2
15	F05010-9	Nut, 1/4-20 Hex Self-Locking		2
16	F05005-3	Bolt, 1/4-20 x 1 1/4" Hex Head Full Thread		1
17	015266	Gasket, Front Access Panel		1
18	015376	Panel, Control Box Front Access		1
19	N/A	LubeMizer Control Parts (See LubeMizer Manual)		1
20	015673	Plug, AS125 Oil Tight		1
21	050917	Decal, Circuit Breaker ID		1
22	024370	Decal, Plug ID (P1)		1
23	024371	Decal, Plug ID (P2)		1
	050918	Decal, Circuit Breaker ID (Debarker In/Out)		1
24	N/A	Accuset Control Parts (See Accuset 2 option manual)		1
25	F05015-17	Screw, #10-24 x 1/2" Pan Head		4
26	024474-3	Rail, 35mm x 7.5mm x 3" Steel DIN		1
27	F05010-9	Nut, 1/4-20 Self-Locking		2
28	E10216	Socket, 8 Pin Relay		1
29	050300	Relay, DPDT 10A GP Tube Terminals		1
	N/A	Harness Parts ((See Section 8.7))		1
30	015236	MOUNT WELDMENT, STANDARD CONTROL BOX		1
31	F05010-20	NUT, 5/16-18 SELF-LOCKING HEX		4
32	F05007-52	BOLT, 3/8-16 X 1" SOCKET HEAD		4
33	F05011-4	WASHER, 3/8" SPLIT LOCK		4
34	F05011-36	WASHER, 3/8" EXTERIOR STAR LOCK		4
35	015400	DECAL, FRONT OUTRIGGER WARNING		1
36	016072	DECAL, BOARD RETURN WARNING		1
37	016402	DECAL, READ MANUAL WARNING		1
38	S11753	DECAL, EAR/EYE PROTECTION WARNING		1
39	S12117	DECAL, 800 NUMBER		1
40	S11762	DECAL, UP/DOWN CAUTION		1
41	036381	PLATE, PEDESTAL COVER		1
42	F05015-17	SCREW, #10-24 X 1/2" PAN HEAD		2

8.3 Control Assembly (DC) (Tier2 Outside U.S. Only)

LT70HDR Rev. B6.03+

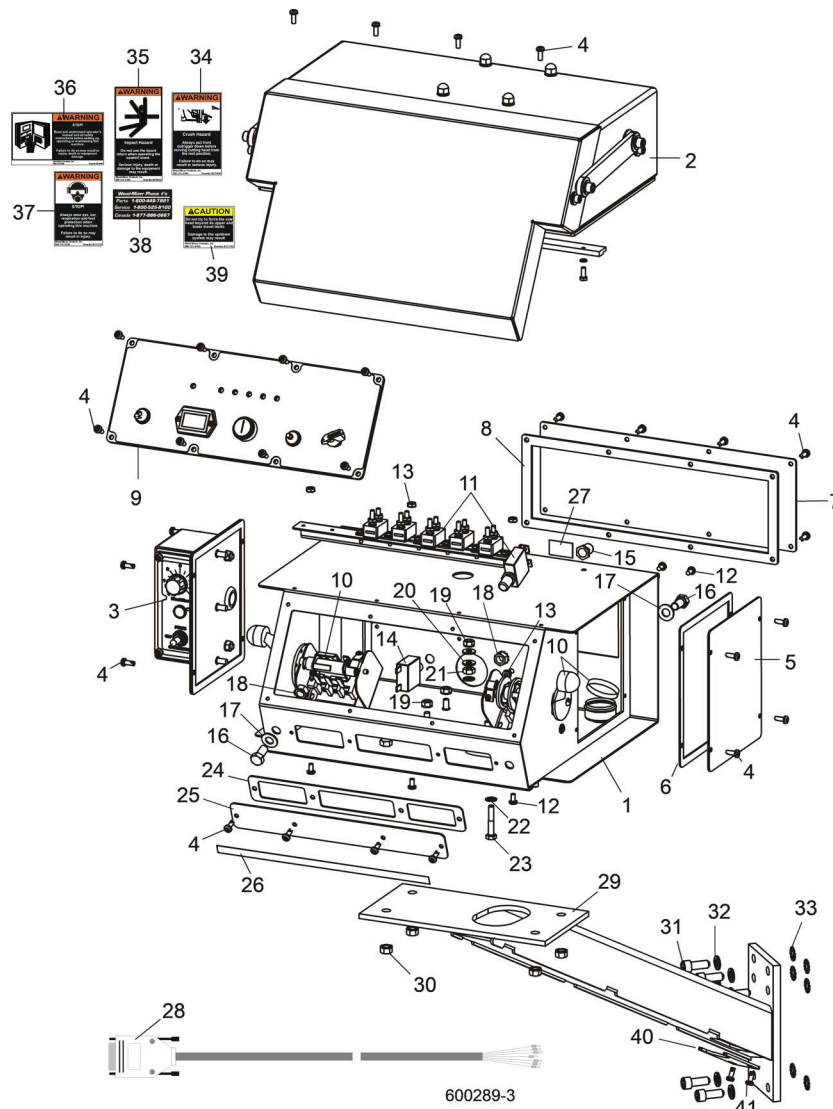


REF	PART #	DESCRIPTION	COMMENTS	QTY.
	036352	COVER, SAWMILL CONTROL CONSOLE W/ACCUSET		1
	069332	CONTROL BOX ASSEMBLY, D55 TIER2		1
1	016135	Box Weldment, Sawmill Control	Available in assemblies only.	1
2	N/A	Accuset Control Parts (See Accuset 2 option manual)		1
3	N/A	LubeMizer Parts (See LubeMizer option manual)		1
4	F05015-17	Screw, #10-24 x 1/2" Pan Head		32
5	006473	Panel Weldment, Side		1
6	015274	Gasket, Side Panel Control		1
7	016230	Panel, Rear Control Box Cover		1
8	015278	Gasket, Rear Panel		1
9	N/A	Front Control Panel & Wiring Harnesses (See Section 8.7.)		1

REF	PART #	DESCRIPTION	COMMENTS	QTY.
10	N/A	Drum Switches ((See Section 8.5))		1
11	N/A	Circuit Breakers ((See Section 8.6))		1
12	F05004-3	Screw, #10-24 x 3/8" Phillips Pan Head		5
13	F05010-14	Nut, #10-24 Hex Self-Locking		5
14	024246	Breaker, 30A Manual Reset Panel Mount		1
15	021253	Boot, Circuit Breaker		1
16	F05007-27	Bolt, 3/8-16 x 3/4" Hex Head		2
17	F05011-3	Washer, 3/8" SAE Flat		2
18	F05010-19	Nut, 3/8-16 Hex Self-Locking		2
19	F05010-9	Nut, 1/4-20 Hex Self-Locking		3
20	F05011-11	Washer, 1/4 SAE Flat		2
21	F05010-129	Nut, 1/4-20 Heavy-Duty Hex Jam		1
22	F05011-69	Washer, 1/4" Interior Star Heavy-Duty Lock		2
23	F05005-31	Bolt, 1/4-20 x 1/2" Hex Head Full Thread		1
24	015266	Gasket, Front Access Panel		1
25	015376	Panel, Control Box Front Access		1
26	053354	Decal, Circuit Breaker ID (2009 LT70)		1
27	024366	Decal, Circuit Breaker ID (Autoclutch)		1
28	053355	Harness Assembly, Dual-Axis Motor Control Non-Remote		1
29	015236	MOUNT WELDMENT, STANDARD CONTROL BOX		1
30	F05010-20	NUT, 5/16-18 SELF-LOCKING HEX		4
31	F05007-52	BOLT, 3/8-16 X 1" SOCKET HEAD		4
32	F05011-4	WASHER, 3/8" SPLIT LOCK		4
33	F05011-36	WASHER, 3/8" EXTERIOR STAR LOCK		4
34	015400	DECAL, FRONT OUTRIGGER WARNING		1
35	016072	DECAL, BOARD RETURN WARNING		1
36	016402	DECAL, READ MANUAL WARNING		1
37	S11753	DECAL, EAR/EYE PROTECTION WARNING		1
38	S12117	DECAL, 800 NUMBER		1
39	S11762	DECAL, UP/DOWN CAUTION		1
40	036381	PLATE, PEDESTAL COVER		1
41	F05015-17	SCREW, #10-24 X 1/2" PAN HEAD		2

8.4 Control Assembly (DC)

LT70HDR Rev. B3.02



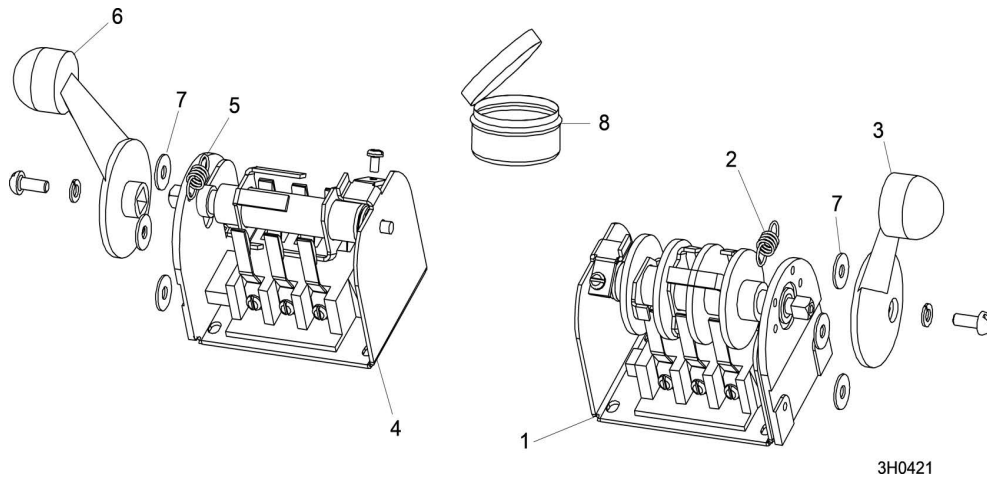
REF	PART #	DESCRIPTION	COMMENTS	QTY.
	036352	COVER, SAWMILL CONTROL CONSOLE W/ACCUNET		1
	069332	CONTROL BOX ASSEMBLY, D55		1
	069331	CONTROL BOX ASSEMBLY, D51/D62		1
1	016135	Box Weldment, Sawmill Control	Available in assemblies only.	1
2	N/A	Accuset Control Parts (See Accuset 2 option manual)		1
3	N/A	LubeMizer Parts (See LubeMizer option manual)		1
4	F05015-17	Screw, #10-24 x 1/2" Pan Head		32
5	006473	Panel Weldment, Side		1
6	015274	Gasket, Side Panel Control		1
7	016230	Panel, Rear Control Box Cover		1
8	015278	Gasket, Rear Panel		1

8 Control & Battery Boxes

Control Assembly (DC)

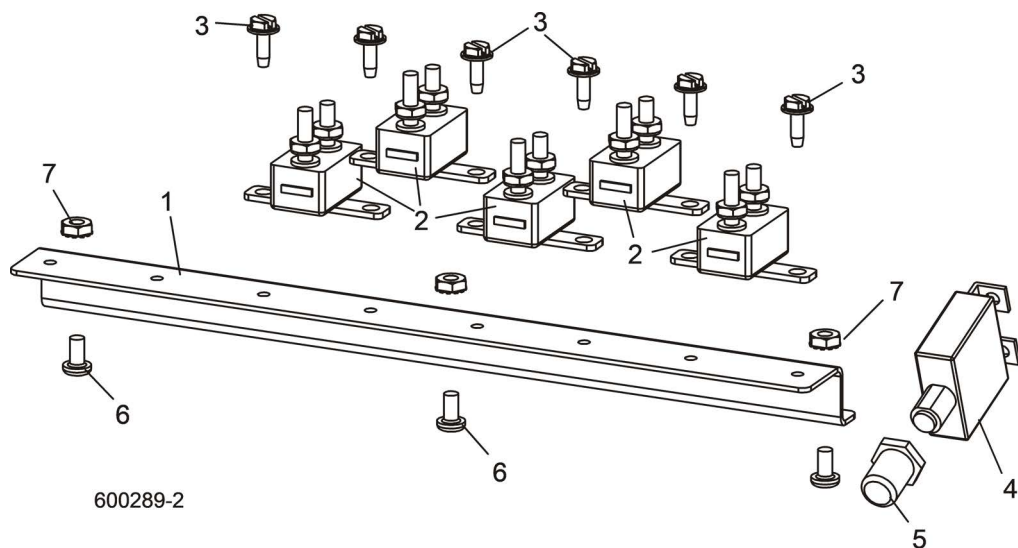
REF	PART #	DESCRIPTION	COMMENTS	QTY.
9	N/A	Front Control Panel & Wiring Harnesses (See Section 8.7)		1
10	N/A	Drum Switches (See Section 8.5)		1
11	N/A	Circuit Breakers (See Section 8.6)		1
12	F05004-3	Screw, #10-24 x 3/8" Phillips Pan Head		5
13	F05010-14	Nut, #10-24 Hex Self-Locking		5
14	024246	Breaker, 30A Manual Reset Panel Mount		1
15	021253	Boot, Circuit Breaker		1
16	F05007-27	Bolt, 3/8-16 x 3/4" Hex Head		2
17	F05011-3	Washer, 3/8" SAE Flat		2
18	F05010-19	Nut, 3/8-16 Hex Self-Locking		2
19	F05010-9	Nut, 1/4-20 Hex Self-Locking		3
20	F05011-11	Washer, 1/4 SAE Flat		2
21	F05010-129	Nut, 1/4-20 Heavy-Duty Hex Jam		1
22	F05011-69	Washer, 1/4" Interior Star Heavy-Duty Lock		2
23	F05005-31	Bolt, 1/4-20 x 1/2" Hex Head Full Thread		1
24	015266	Gasket, Front Access Panel		1
25	015376	Panel, Control Box Front Access		1
26	053354	Decal, Circuit Breaker ID (2009 LT70)		1
27	024366	Decal, Circuit Breaker ID (Autoclutch)		1
28	053355	Harness Assembly, Dual-Axis Motor Control Non-Remote		1
29	015236	MOUNT WELDMENT, STANDARD CONTROL BOX		1
30	F05010-20	NUT, 5/16-18 SELF-LOCKING HEX		4
31	F05007-52	BOLT, 3/8-16 X 1" SOCKET HEAD		4
32	F05011-4	WASHER, 3/8" SPLIT LOCK		4
33	F05011-36	WASHER, 3/8" EXTERIOR STAR LOCK		4
34	015400	DECAL, FRONT OUTRIGGER WARNING		1
35	016072	DECAL, BOARD RETURN WARNING		1
36	016402	DECAL, READ MANUAL WARNING		1
37	S11753	DECAL, EAR/EYE PROTECTION WARNING		1
38	S12117	DECAL, 800 NUMBER		1
39	S11762	DECAL, UP/DOWN CAUTION		1
40	036381	PLATE, PEDESTAL COVER		1
41	F05015-17	SCREW, #10-24 X 1/2" PAN HEAD		2

8.5 Drum Switches



REF	PART #	DESCRIPTION	COMMENTS	QTY.
	E20440	SWITCH ASSEMBLY, UP/DOWN DRUM		1
1	E20440-B	Switch, S12 Bulk Drum	Available in assemblies only.	1
2	P12570	Spring, Drum Switch		1
3	P12500	Handle, Drum Switch Replacement		1
	E20439	SWITCH ASSEMBLY, POWER FEED DRUM		1
4	E20439-B	Switch, S11 Bulk Drum	Available in assemblies only.	1
5	P12570	Spring, Drum Switch		1
6	P12500	Handle, Drum Switch Replacement		1
7	F05011-41	WASHER, #8 SAE FLAT		6
8	A20463	CUP ASSEMBLY, DRUM SWITCH GREASE		1

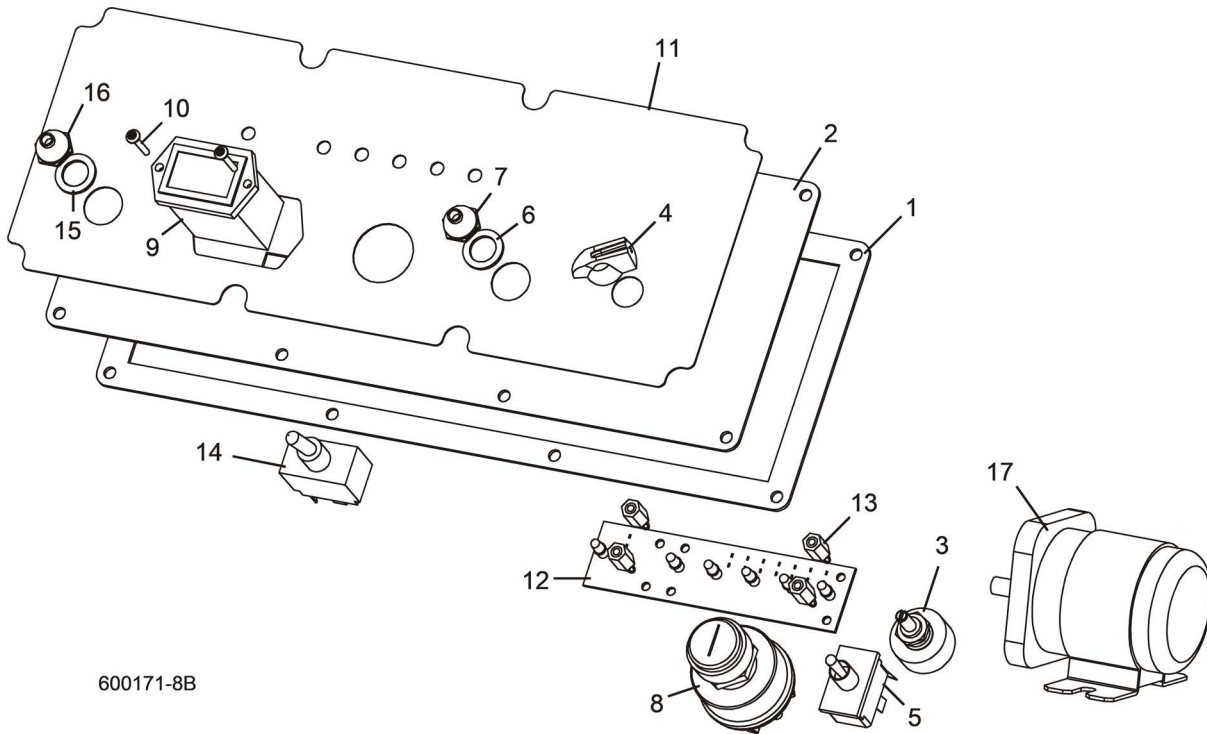
8.6 Circuit Breakers



REF	PART #	DESCRIPTION	COMMENTS	QTY.
	015621	BREAKER ASSEMBLY, SAWMILL CONTROL CIRCUIT (DC)		1
	050916	BREAKER ASSEMBLY, SAWMILL CONTROL CIRCUIT (AC)		1
1	052826	Rail, Circuit Breaker		1
2	E20430	Breaker, 15 Amp Manual Reset		5
3	F05015-7	Screw, #10-24 x 1/2" Self-Tapping		6
4	015527	BREAKER, 70 AMP MANUAL RESET PANEL MOUNT (DC ONLY)		1
5	021253	BOOT, CIRCUIT BREAKER		1
6	F05004-3	SCREW, #10-24 X 3/8" PHILLIPS PAN HEAD		3
7	F05010-14	NUT, #10-24 SELF LOCKING		3

8.7 Front Panel Assembly & Harnesses

LT70HDR Rev. B4.00+

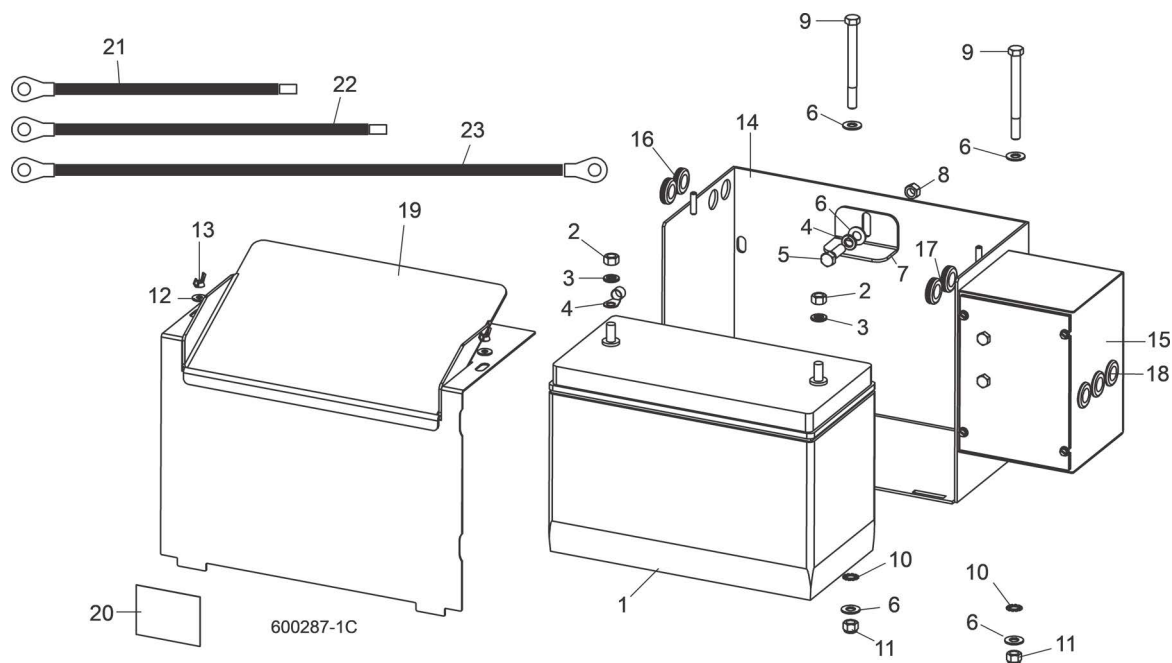


600171-8B

REF	PART #	DESCRIPTION	COMMENTS	QTY.
	051877	PANEL ASSEMBLY, CONTROL FRONT D51/D55/D62		1
	050299	PANEL ASSEMBLY, CONTROL FRONT E25/E30		1
1	015270	Gasket, Front Panel		1
2	015302	Panel Weldment, Control		1
3	024450-1	Switch Assembly, Feed Rate		1
4	P06257	Knob, Feed Rate With Set Screw		1
5	024200	Switch, Toggle		1
6	P02575	Boot, Toggle Switch Rubber		1
7	P05251-1	Washer, 1/2 x 3/4 x 1/16 Nylon		1
8	P04350	Switch, Key		1
9	015401	Meter, Hour		1
10	F05015-28	Screw, #6-32 x 1/2" Plain PH T23		2
11	015271	Decal, Control Panel (E25/E30)		1
12	015416	Board, LED Circuit (E25/E30)		1
13	023147	Spacer, 1/2"-#6 Threaded		4
DC Mod-els Only:				
14	051346	Switch, Blade Start/Stop (D51/D55/D62 Only)		1
15	P05251-1	Washer, 1/2 x 3/4 x 1/16 Nylon		1
16	P02575	Boot, Toggle Switch Rubber		1
17	016371	Solenoid Kit, 200A 12V SPST Cont. Duty		1
	015470	Solenoid, 200A 12V SPST Cont. Duty	Available in assemblies only.	1

REF	PART #	DESCRIPTION	COMMENTS	QTY.
	015426	Diode Assembly, Solenoid Coil Chassis Gnd		1
	051871	Fuse Assembly, 2004 ATO w/Holder		1
	024150-4	Fuse, 4A ATO Blade Pink		1
	052164-D55T3	FUSEHOLDER, YANMAR D55T3 ENG FEED REPLACEMENT (D55 ONLY)		1
	024150-10	FUSE, 10A ATO RED BLADE (D55 ONLY)		1
	069387	HARNESS ASSEMBLY, UPPER WIRING (D55 TIER3)		1
	069385	Wire Assembly, Yanmar D55 Tier3 Throttle (See <i>D55 manual</i> for relay parts)		1
	069316	HARNESS ASSEMBLY, UPPER WIRING (D51/D62 2010)		1
	069565	HARNESS ASSEMBLY, UPPER WIRING (E30 WIDE HEAD)	Replaces 053176 LT70 E25/E30 Upper Wiring Harness Assembly to use common parts for standard and wide head mills (5/15).	1
	050399	Conduit, 1 1/4" x 58" Flex		1
	024402	Connector, 1 1/4" Straight Male Metal Conduit		1
	052859	Cable Assembly, AC LT70 Power Feed Service (E25/E30 Only)		1
	053192	Cable Assembly, AC Drive Interface (E25/E30 Only)		1
	051872	HARNESS ASSEMBLY, LOWER WIRING		1
	R02374	Conduit, 1/2" Expandable Black		41 in.
	R02374	Conduit, 1/2" Expandable Black		42 in.

8.8 Battery Box Assembly (DC Only)

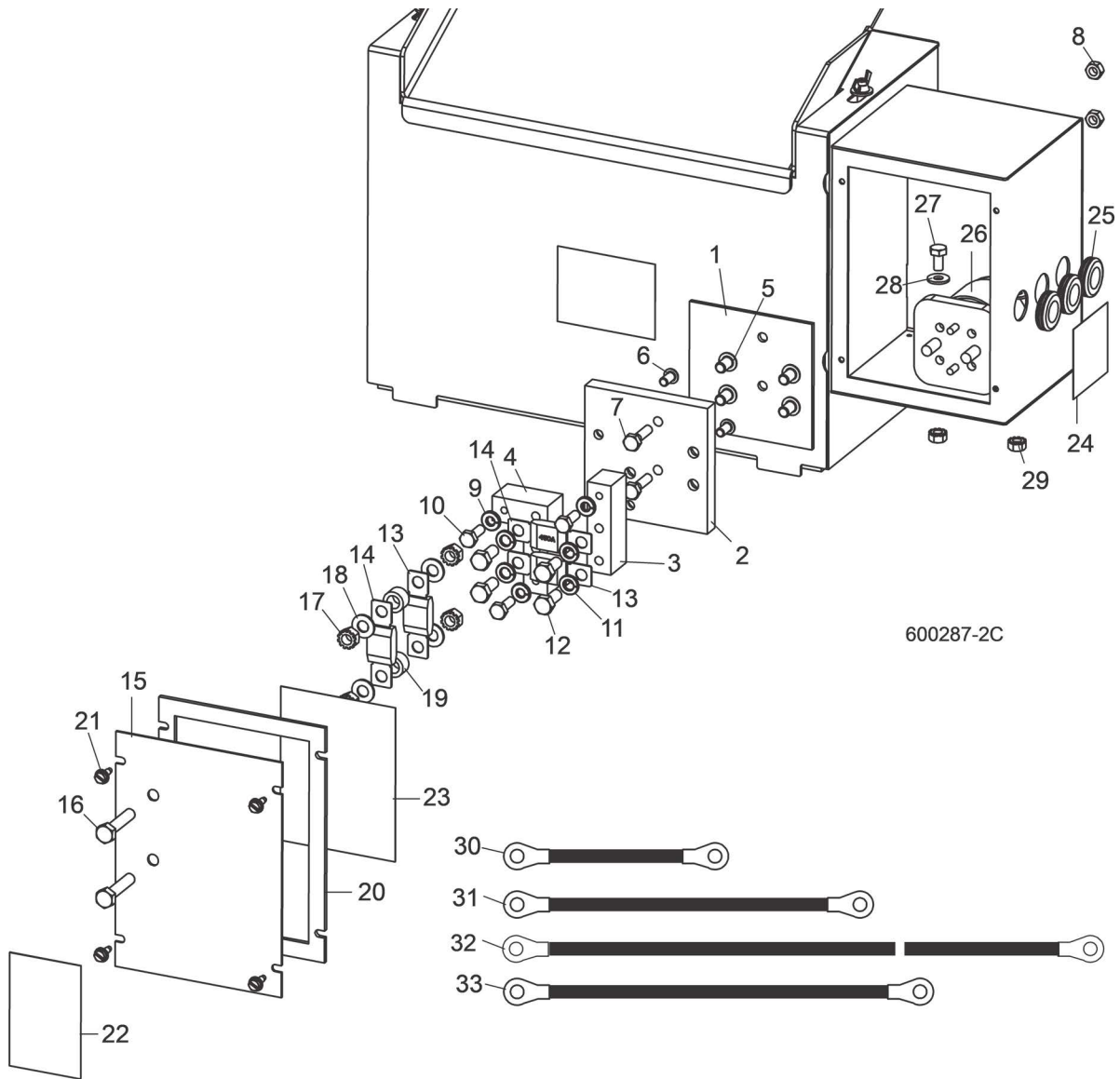


REF	PART #	DESCRIPTION	COMMENTS	QTY.
1	025841	BATTERY, 12 VOLT 8A31DTM AGM	Available in assemblies only. Replaces 12 Volt Battery (015475) supplied prior to Rev. B4.06. 12 Volt Battery (015475) changed to be equipped with one threaded stud (5/11).	1
	017674	BOX ASSEMBLY, LT60/70 BATTERY	Battery terminals (P05085), (2) 1/4-20 x 3/4" hex head full thread bolts (F05005-1), washer (P12161), 1/4" exterior star washer (F05011-37) and 1/4-20 hex self-locking nut (F05010-9) replaced with ring terminals and fasteners for batteries with threaded studs (5/11).	1
2	F05010-1	Nut, 3/8-16 Hex		1
3	F05011-4	Washer, 3/8" Split Lock		3
4	F05092-28	Terminal, 3/8 1-2 Ga Ring NI Loose		1
5	F05007-2	Bolt, 3/8-16 x 1 1/4" Hex Head		1
6	F05011-3	Washer, 3/8" SAE Flat		5
7	017725	Bracket, Battery Hold-Down		1
8	F05010-25	Nut, 3/8-16 Hex Lock		1
9	F05007-4	Bolt, 3/8-16 x 4" Hex Head		2
10	F05011-36	Washer, 3/8" External Star Lock		2
11	F05010-10	Nut, 3/8" Hex Nylon Lock		2
12	F05011-11	Washer, 1/4" SAE Flat		2
13	F05010-13	Nut, 1/4-20 Wing		2
14	015191	Box Weldment, Battery		1
15		Fuse Box Parts (See Section 8.9)		
16	P11764	Grommet, 5/8" Rubber Wire		2

8 **Control & Battery Boxes**
Battery Box Assembly (DC Only)

REF	PART #	DESCRIPTION	COMMENTS	QTY.
17	074198	Grommet, 3/4" ID 11 Gauge Thickness		2
18	074199	Grommet, 3/4" ID 16 Gauge Thickness		2
19	033976	LID WELDMENT, BATTERY BOX		1
20	014774	DECAL, BATTERY BOX LID CAUTION		1
21	036308	CABLE ASSEMBLY, 1 GA X 12" 150A FUSE TO BATTERY POSITIVE		1
22	036309	CABLE ASSEMBLY, 1 GA X 16" 225A FUSE TO BATTERY POSITIVE		1
23	036306	CABLE ASSEMBLY, 1 GA X 26" BATTERY NEG-ATIVE TO NEG. CONTACT		1

8.9 Fuse Box Assembly (DC Only)



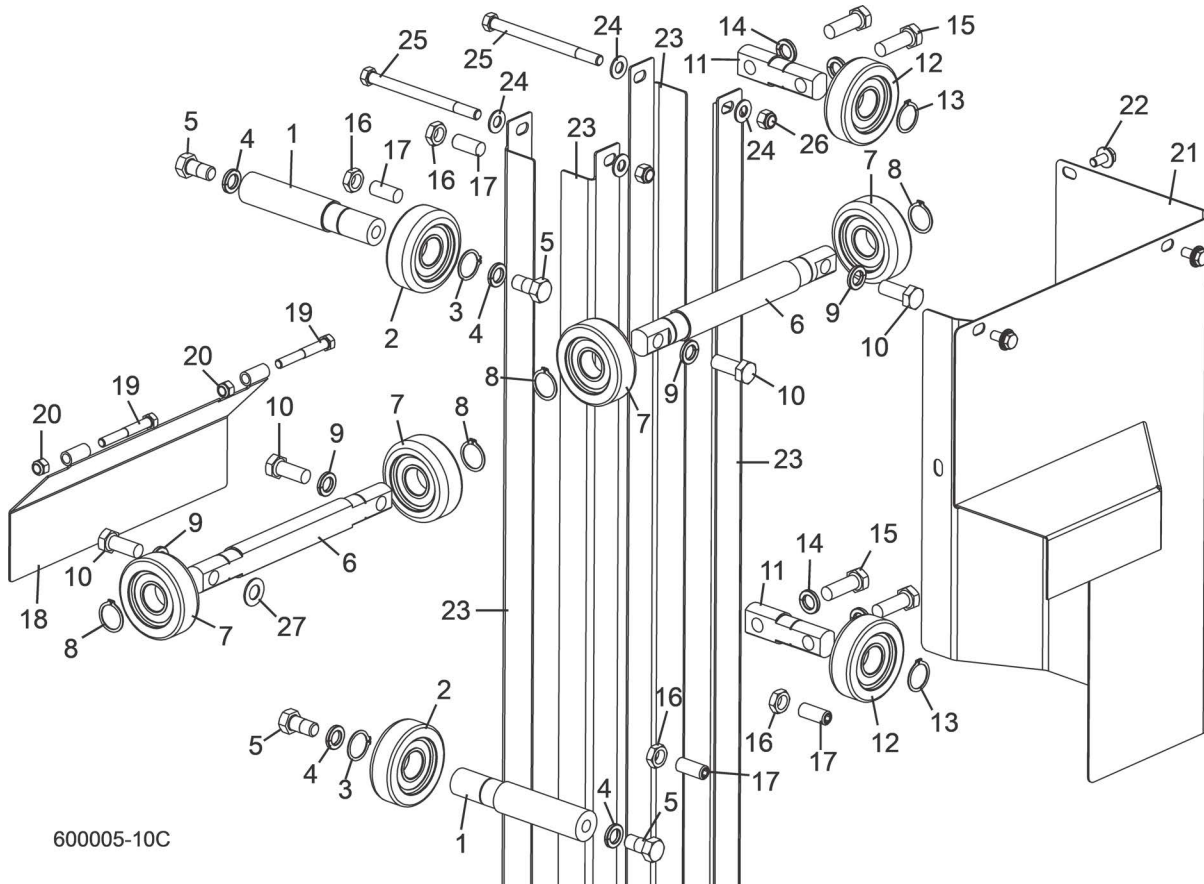
REF	PART #	DESCRIPTION	COMMENTS	QTY.
	006795	BLOCK ASSEMBLY, DOUBLE FUSE		1
1	056999	Plate, Fuse Block Insulator		1
2	056997	Block, Fuse Mount	Available in assemblies only.	1
3	056996	Block, 3/4" Upper Fuse		1
4	056998	Block, 3/4" Lower Fuse		2
5	F05006-20	Screw, 5/16-18 x 1/2" Socket Button Head		4
6	F05005-59	Screw, 1/4-20 x 1/2" Socket Button Head		2
7	F05005-101	Bolt, 1/4-20 x 1" Hex Head Grade 5		2
8	F05010-21	Nut, 1/4-20 Hex Lock		2
9	F05011-14	Washer, 1/4" Split Lock		3
10	F05005-123	Bolt, 1/4-20 x 3/4" Hex Head Grade 5		3
11	F05011-13	Washer, 5/16" Split Lock		4
12	F05006-102	Bolt, 5/16-18 x 3/4" Hex Head Grade 5		4
13	053339	FUSE, 225A 32V MEGA		2

8 Control & Battery Boxes
Fuse Box Assembly (DC Only)

REF	PART #	DESCRIPTION	COMMENTS	QTY.
14	053340	FUSE, 450A 32V MEGA		2
	006853	COVER ASSEMBLY, DOUBLE FUSE BOX		1
15	006851	Cover, Fuse Box		1
16	F05006-2	Bolt, 5/16-18 x 1 1/2" Hex Head Full Thread		2
17	F05010-20	Nut, 5/16-18 Hex Self-Locking		4
18	F05011-17	Washer, 5/16" SAE Flat		4
19	055323	Spacer, .39" x .625" x .39"		2
20	050283	Gasket, Fuse Box Cover		1
21	F05015-7	SCREW, #10-24 X 1/2" SELF-TAPPING		4
22	P10364	DECAL, 12 VOLT WARNING		1
23	006868	DECAL, 225/450A MEGA FUSE ID		1
24	P12960	DECAL, HYDRAULIC CONTACT CAUTION		1
25	P11764	GROMMET, 5/8" RUBBER WIRE		3
26	016371	SOLENOID KIT, 200A 12V SPST CONT. DUTY		1
	015470	Solenoid, 200A 12V SPST Cont. Duty	Available in assemblies only.	1
	015426	Diode Assembly, Solenoid Coil Chassis Gnd		1
	024451	WIRE ASSEMBLY, HYDRAULIC SOLENOID VOLTAGE DROP		1
27	F05005-15	BOLT, 1/4-20 X 1/2" HEX HEAD		2
28	F05011-11	WASHER, 1/4" SAE FLAT		2
29	F05010-9	NUT, 1/4-20 SELF-LOCKING HEX		4
30	036305	CABLE ASSEMBLY, 1 GA X 6 1/2" FUSE TO SOLENOID		1
31	036307	CABLE ASSEMBLY, 1 GA X 14" SOLENOID TO POSITIVE CONTACT		1
32	036306	CABLE ASSEMBLY, 1 GA X 26" BATT. NEGATIVE TO GROUND CONTACT		1
33	036309	CABLE ASSEMBLY, 1 GA X 16" 225A FUSE TO BATTERY POSITIVE		1

SECTION 9 UP/DOWN SYSTEM

9.1 Up/Down Rollers & Covers

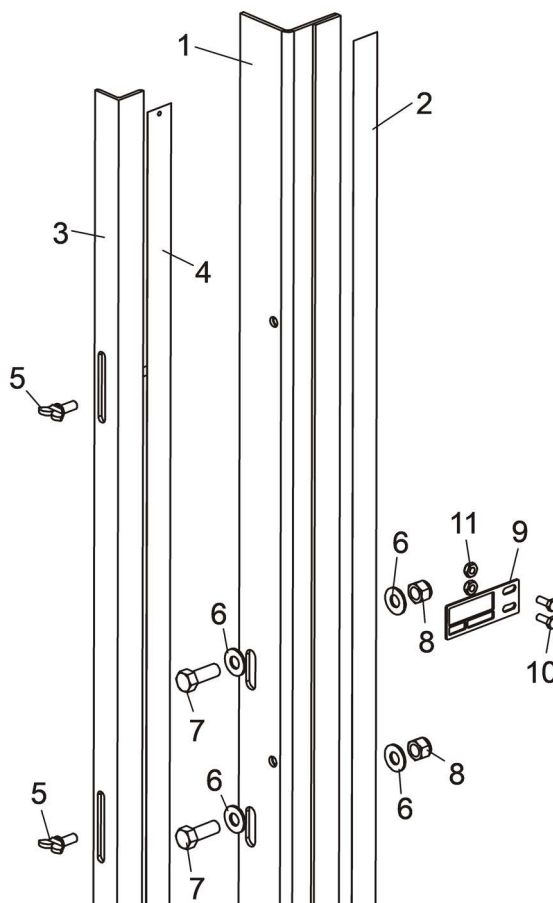


600005-10C

REF	PART #	DESCRIPTION	COMMENTS	QTY.
	034339	ROLLER ASSEMBLY, INSIDE UP/DOWN		2
1	033855	Shaft, Inside Up/Down Roller		1
2	023857	Bearing, MG305DDA		1
3	F04254-15	Ring, 1" Outside Retaining		1
4	F05011-9	Washer, 1/2" Split Lock		2
5	F05008-50	Bolt, 1/2-13 x 1" Hex Head Grade 2		2
	034337	ROLLER ASSEMBLY, LONG UP/DOWN		2
6	033853	Shaft, Long Up/Down Roller		1
7	023857	Bearing, MG305DDA		2
8	F04254-15	Ring, 1" Outside Retaining		2
9	F05011-9	Washer, 1/2" Split Lock		2
10	F05008-37	Bolt, 1/2-13 x 1 1/4" Hex Head Grade 5		2
	034338	ROLLER ASSEMBLY, SHORT UP/DOWN		2
11	033854	Shaft, Short Up/Down Roller		1
12	023857	Bearing, MG305DDA		1
13	F04254-15	Ring, 1" Outside Retaining		1
14	F05011-9	Washer, 1/2" Split Lock		2
15	F05008-33	Bolt, 1/2-13 x 1 1/2" Hex Head Grade 5		2
16	F05010-31	NUT, 1/2-13 HEX JAM		4

REF	PART #	DESCRIPTION	COMMENTS	QTY.
17	F05008-18	SCREW, 1/2-13 X 1 1/4" BRASS TIP SET		4
18	034277	COVER WELDMENT, LOWER UP/DOWN ROLLER		1
19	F05006-80	BOLT, 5/16-18 X 2 1/2" HEX HEAD GRADE 5		2
20	F05010-58	NUT, 5/16-18 NYLON LOCK		2
21	036182	COVER WELDMENT, UP/DOWN DRIVE (D51/D55/D62)		1
	036184	COVER WELDMENT, UP/DOWN DRIVE (E25/E30)		1
22	F05006-101	BOLT, 5/16-18 X 3/4" HEX WASHER HEAD		4
23	033827	ANGLE, MAST TUBE STAINLESS		4
24	F05011-3	WASHER, 3/8" SAE FLAT		8
25	F05007-5	BOLT, 3/8-16 X 5" HEX HEAD		4
26	F05010-10	NUT, 3/8-16 NYLON LOCK		4
27	074563	WASHER, .53 X 1.00 X .06		1

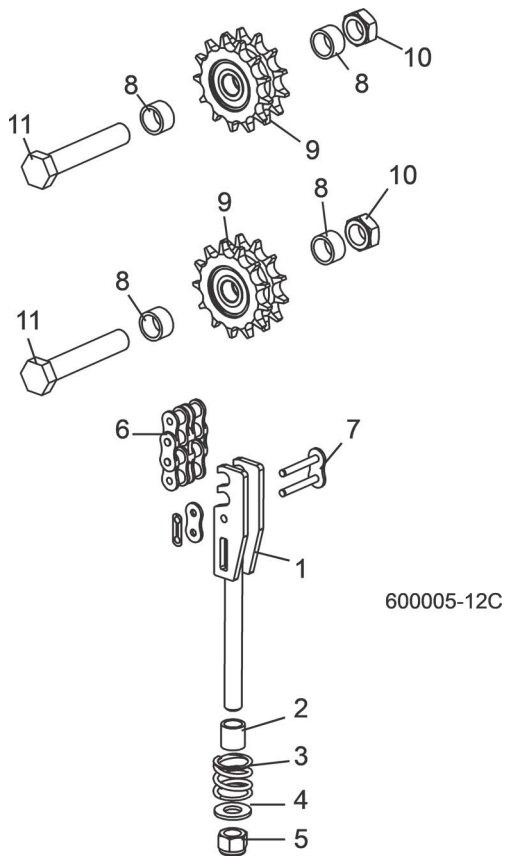
9.2 Blade Height & Quarter Scales



600123-2

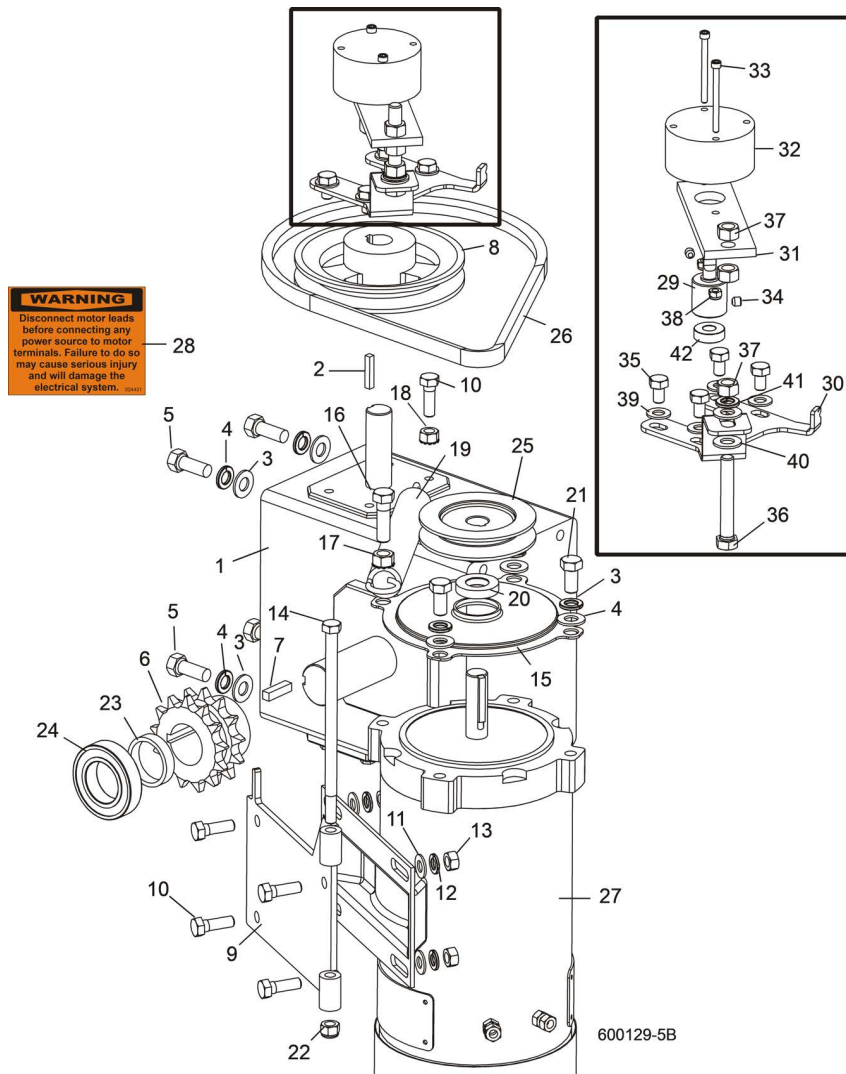
REF	PART #	DESCRIPTION	COMMENTS	QTY.
	034372	SCALE ASSEMBLY, LT60/70		1
1	034370	Angle Weldment, Scale Mount		1
2	S11773	Decal, Movable Inch Scale		1
	034371	Scale Assembly, LT60/70 Quarter		1
3	034369	Angle, Quarter Scale Mount		1
4	P12819	Decal, Movable Grade Quarter Scale	Grade Quarter Scale Decal P12819 provided with sawmill. Standard Quarter Scale Decal S11774 available separately. Order Angle Mount 034369 and Standard Quarter Scale Decal S11774.	1
5	F05005-64	Screw, 1/4-20 x 5/8" Wing		2
6	F05011-3	Washer, 3/8" SAE Flat		4
7	F05007-7	Bolt, 3/8-16 x 1" Hex Head		2
8	F05010-10	Nut, 3/8-16 Hex Nylon Lock		2
9	017778	INDICATOR, BLADE HEIGHT		1
10	F05004-27	SCREW, #10-24 X 1/2" HEX HEAD STAINLESS STEEL		2
11	F05010-160	NUT, #10-24 SELF-LOCKING HEX		2

9.3 Up/Down Chain & Sprockets



REF	PART #	DESCRIPTION	COMMENTS	QTY.
	034238	TENSIONER ASSEMBLY, LT60/70 UP/DOWN CHAIN		1
1	034236	Tensioner Weldment, Up/Down Chain		1
2	016515	Spacer, Up/Down Chain Tensioner		1
3	016516	Spring, 1" OD x 1" Long x .125 Wire Compression		1
4	F05011-2	Washer, 1/2" SAE Flat		1
5	F05010-8	Nut, 1/2-13 Nylon Lock		1
6	036197	CHAIN, LT60/70 UP/DOWN #50-2 X 73 1/8"		1
7	015258	LINK, #50-2 MASTER		2
8	016018	SPACER, #50-2 IDLER		4
9	016019	SPROCKET ASSEMBLY, #50-2 UP/DOWN IDLER		2
10	F05010-96	NUT, 5/8-11 HEX NYLON LOCK JAM		2
11	F05009-93	BOLT, 5/8-11 X 3 1/2" HEX HEAD GRADE 5		2

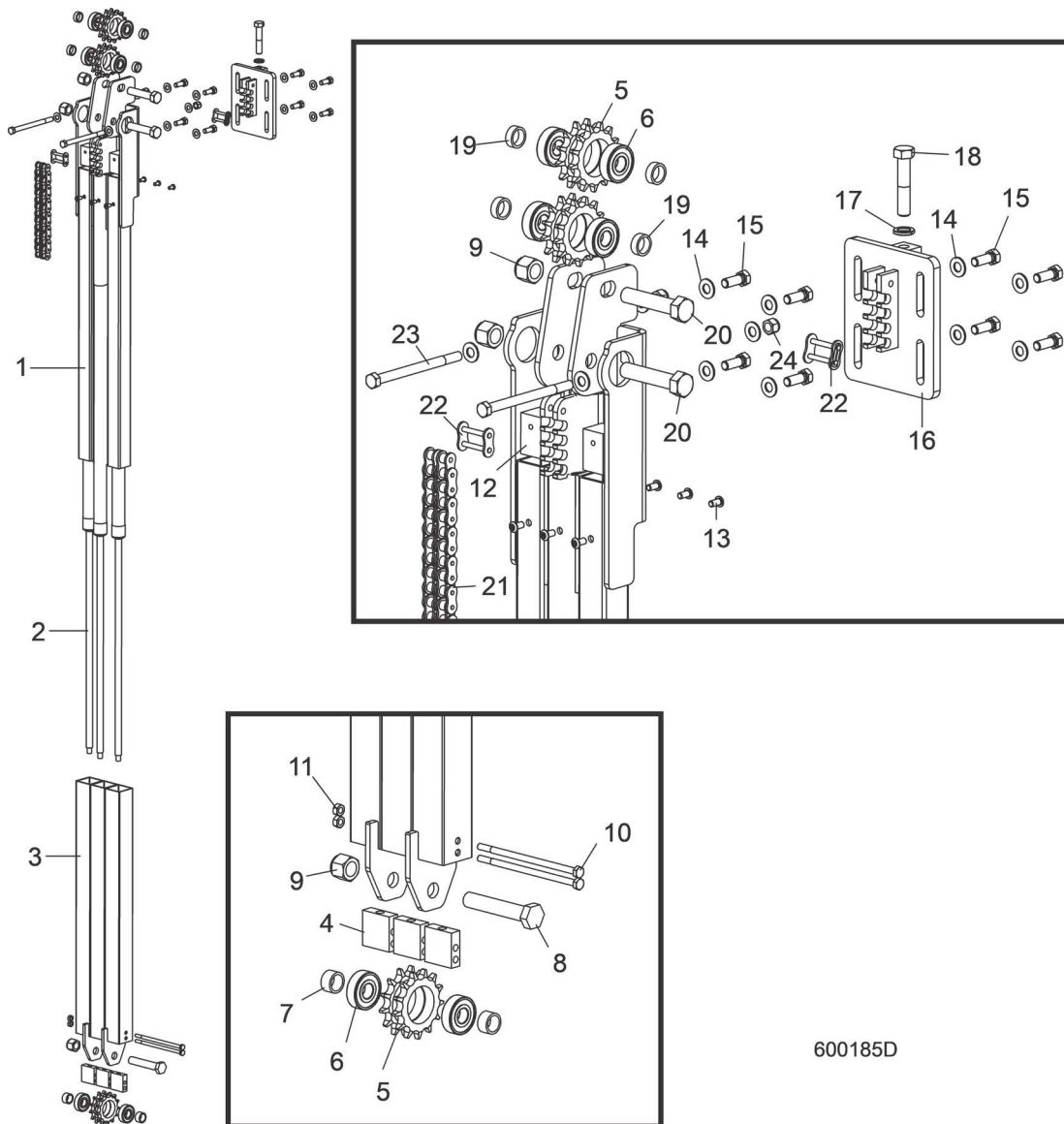
9.4 Up/Down Drive Assembly



REF	PART #	DESCRIPTION	COMMENTS	QTY.
1	034908	GEAR BOX, B226-60-2-1L		1
2	S31027	KEY, 3/16" SQUARE X 1" LONG		1
3	F05011-3	WASHER, 3/8" SAE FLAT		7
4	F05011-4	WASHER, 3/8" SPLIT LOCK		7
5	F05007-7	BOLT, 3/8-16 X 1" HEX HEAD		4
6	036008	SPROCKET, DOUBLE 50-13 X 1 1/4"		1
7	S21486	KEY, 1/4" SQUARE X 1" LONG		1
8	015256	PULLEY, AK51 X 3/4" BORE		1
9	015198	BRACKET WELDMNT, UP/DOWN MOTOR MOUNT		1
10	F05006-1	BOLT, 5/16-18 X 1" HEX HEAD		5
11	F05011-17	WASHER, 5/16" SAE FLAT		4
12	F05011-13	WASHER, 5/16" SPLIT LOCK		4
13	F05010-17	NUT, 5/16-18 HEX		4
14	F05006-73	BOLT, 5/16-18 X 6" HEX HEAD GRADE 5		1
15	034475	COVER, UP/DOWN MOTOR		1
16	F05007-123	BOLT, 3/8-16 X 1 1/4" HEX HEAD GRADE 5		1

REF	PART #	DESCRIPTION	COMMENTS	QTY.
17	F05010-19	NUT, 3/8-16 HEX SELF-LOCKING		1
18	F05010-20	NUT, 5/16-18 HEX SELF-LOCKING		1
19	019303	SPRING, 1" OD X 7" LONG X .148 WIRE EXTENSION		1
20	034501	SEAL, CR6315		1
21	F05007-27	BOLT, 3/8-16 X 3/4" HEX HEAD		3
22	F05010-58	NUT, 5/16-18 NYLON LOCK		1
23	036016	SPACER, UP/DOWN SPROCKET		1
24	036007	BEARING, R20-2RS		1
25	036179	PULLEY, AK20 X 5/8" BORE (ALL AC)		1
	036675	PULLEY, AK34 X 5/8" BORE (DC WITH UP/DOWN ASSIST)		1
26	021183	BELT, 4L300 (ALL AC)		1
	036682	BELT, AX30 (DC WITH UP/DOWN ASSIST)		1
27	053682	MOTOR, 1HP 12VDC (DC ONLY)		1
	053682-BK	Brush Kit, Leeson 1HP Motor		1
	050290	MOTOR, 1HP 230/460VAC 3P 1725RPM (AC ONLY)		1
28	024431	DECAL, DISCONNECT MOTOR LEADS WARNING (DC ONLY)		1
	L04869-4	OIL, 8 OZ. MOBIL SHC634 BOTTLED SYNTHETIC GEAR	40 oz. required for complete oil replacement.	1
	062566	BRAKE ASSEMBLY, LT70 UP/DOWN RETRO (DC ONLY)	Brake added Rev. B4.03 to prevent saw head from drifting during sawing.	1
29	062511	Shaft, Up/Down Brake		1
30	062512	Plate, LT70 Up/Dn Brake Mount		1
31	062513	Plate, Brake Mount		1
	065907	Brake Assembly, LT40/50/70 Up/Down Replacement		1
32	069519	Brake, Klauber Gearmotor #K01134D300	Available in assemblies only.	1
	F05708-26	Terminal, 3/16" 18-22 Ga Quick Male		2
33	F05004-273	Bolt, #8-32 x 2" Socket Head Stainless Steel		2
34	F05005-131	Screw, 1/4-20 x 1/4" Cup Point Socket Set		2
35	F05006-15	Bolt, 5/16-18 x 1/2" Hex Head Grade 5		2
36	F05007-157	Bolt, 3/8-16 x 2 1/2" Hex Head Full Thread		1
37	F05010-1	Nut, 3/8-16 Hex		3
38	F05010-169	Nut, #8-32 Hex Nylon Lock		2
39	F05011-17	Washer, 5/16" SAE Flat		4
40	F05011-3	Washer, 3/8" SAE Flat		2
41	F05011-4	Washer, 3/8" Split Lock		1
42	P10688	Bearing, R6-2NSL SRI-2 ABEC-1		1
	069678-FR	Diode OR Assembly, Up/Down Brake LT70		1
	062566-1717	Instruction Sheet, LT70 DC Up/Down Brake Retro		1

9.5 Up/Down Assist Assembly (DC Only)



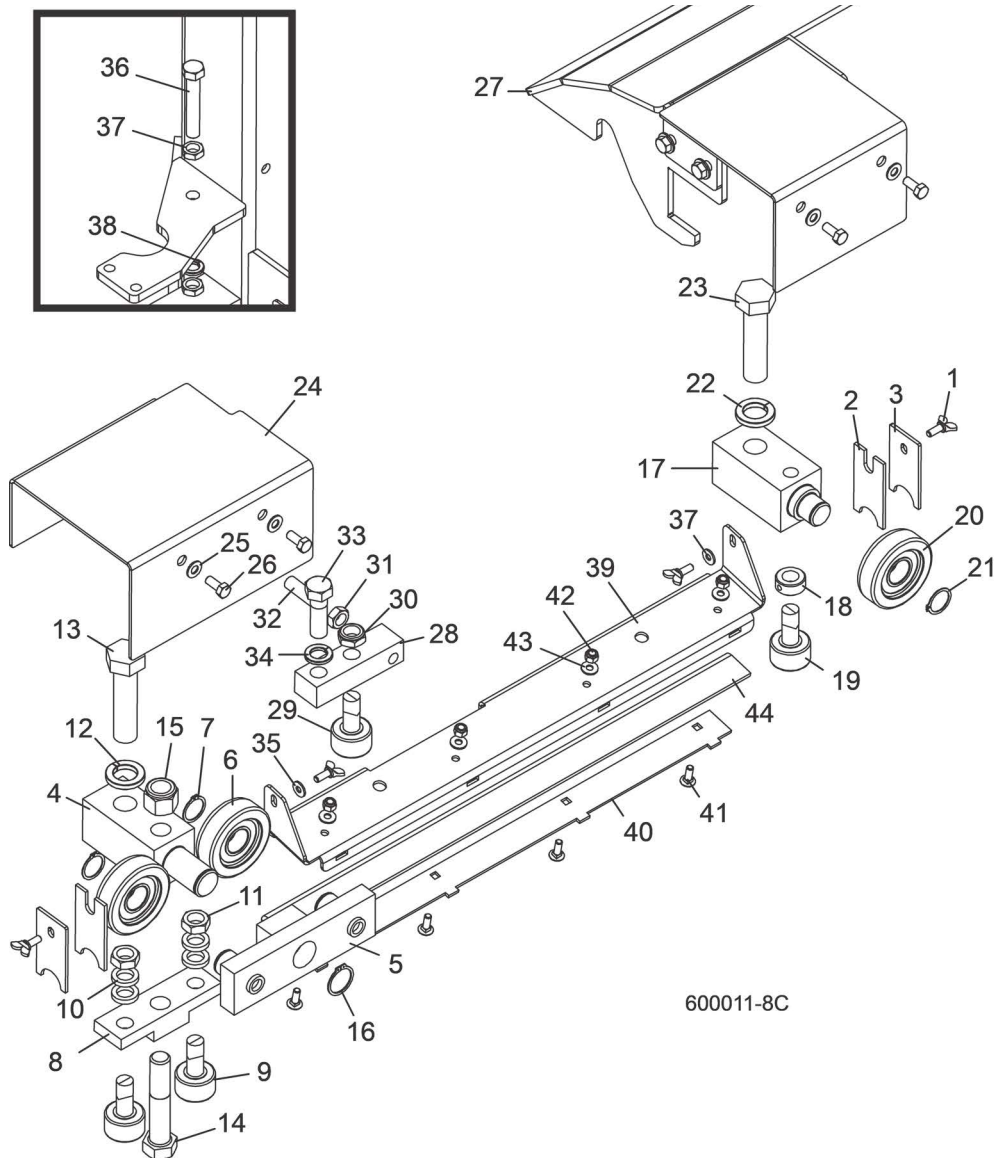
600185D

REF	PART #	DESCRIPTION	COMMENTS	QTY.
	047753	ASSIST ASSEMBLY, LT70 UP/DOWN		1
1	047754	Tube Weldment, Upper Assist		1
2	010032	Spring Assembly, 562 Lb Gas w/Wiper	010032 replaced 065410 Spring Assembly and 079150 replaced 048410 Mount Block to improve durability (Rev. B6.10). Order upgrade kit 079157 including (3) 010032 Spring Assemblies and (3) 079150 Mount Blocks when servicing sawmills prior to Rev. B6.10. Previously, 065410 Spring Assembly was created to include 047737 Gas Spring and 038628 Gas Spring Rubber Wiper epoxyed together (6/11).	3
	010026	Spring, LT70 562lbs Gas LT70	Available in assemblies only.	1
	038628	Wiper, .542" Gas Spring Rubber		1
3	047755	Tube Weldment, Lower Assist		1

REF	PART #	DESCRIPTION	COMMENTS	QTY.
4	079150 ¹	Block, Spring Assist Mount LT70		3
	016019	Sprocket Assembly, #50-2 Idler		3
5	015202	Sprocket, D50B13 Modified		1
6	P06030-1	Bearing, 5/8" ID x 1.7548" OD x .4724"		1
7	016018	Spacer, 50-2 Idler		2
8	F05009-93	Bolt, 5/8-11 x 3 1/2" Hex Head Grade 5		1
9	F05010-34	Nut, 5/8-11 Hex Nylon Lock		3
10	F05005-82	Bolt, 1/4-20 x 5 1/2" Hex Head Grade 5		2
11	F05010-21	Nut, 1/4-20 Hex Lock		2
12	047922	Block, Upper Gas Spring Mount		3
13	F05005-59	Screw, 1/4-20 x 1/2" Button Socket Head		6
14	F05011-3	Washer, 3/8" SAE Flat		12
15	F05007-87	Bolt, 3/8-16 x 1" Hex Head Grade 5		8
16	047924	Mount Weldment, Up/Down Assist		1
17	F05011-9	Washer, 1/2" Split Lock		1
18	F05008-74	Bolt, 1/2-13 x 2 1/2" Hex Head Grade 5		1
19	047921	Spacer, 50-2 Idler		4
20	F05009-37	Bolt, 5/8-11 x 3" Hex Head Grade 5		2
21	036680	Chain, #50-2 Up/Down Assist		1
22	015258	Link, #50-2 Master		2
23	F05007-5	Bolt, 3/8-16x5" Hex Head		2
24	F05010-10	Nut, 3/8-16 Hex Nyloc		2

SECTION 10 FEED SYSTEM & TRACK ROLLERS

10.1 Upper Track Rollers And Wipers



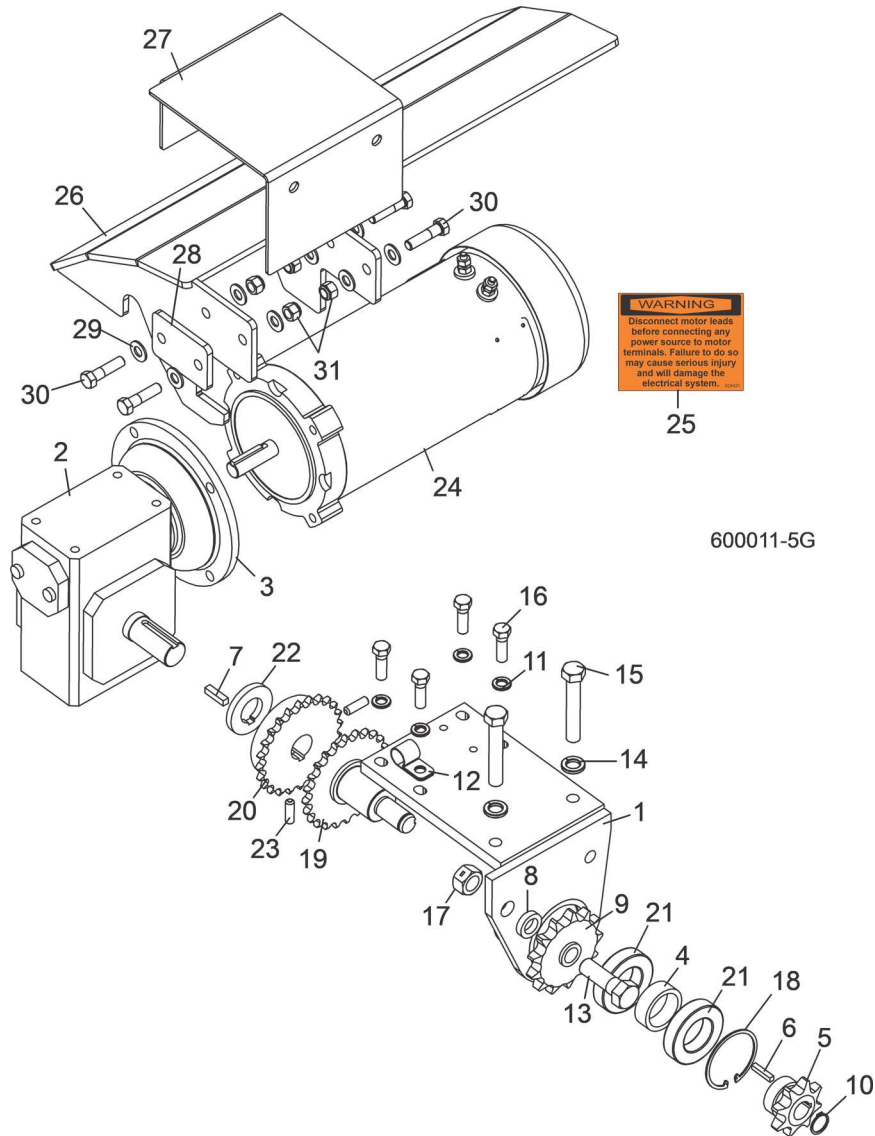
REF	PART #	DESCRIPTION	COMMENTS	QTY.
1	F05005-64	BOLT, 1/4-20 X 5/8" WING		4
2	M04113	WIPER, TOP RAIL		2
3	034229	PLATE, TRACK WIPER		2
	042506	ROLLER ASSEMBLY, FRONT UPPER TRACK		1
4	042505	Block, Upper Roller Mount		1
5	042507	Block Assembly, Upper Roller		1
6	023857	Bearing, MG305DDA		2
7	F04254-15	Ring, 1" Outer Retaining		2
8	042500	Block, Track Bearing Mount		1
9	012797	Bearing, 1 1/2" Track		2
10	S12480	Spacer, 41/64" x 1" x 3/16"		4
11	F05010-11	Nut, 5/8-18 Hex Jam		2
12	F05011-46	Washer, 7/8" Split Lock		1

1 Feed System & Track Rollers

Upper Track Rollers And Wipers

REF	PART #	DESCRIPTION	COMMENTS	QTY.
13	F05014-1	Bolt, 7/8-14 x 3 1/2" Hex Head Grade 5		1
14	F05013-3	Bolt, 3/4-10 x 4" Hex Head Grade 5		1
15	F05010-103	Nut, 3/4-10 Hex Nylon Lock		1
16	F04254-36	Ring, 1 1/8" Outer Retaining		1
	034231	ROLLER ASSEMBLY, REAR UPPER TRACK		1
17	034230	Block, Upper Roller Mount		1
18	P05035	Collar, 5/8" ID Lock		1
19	012797	Bearing, 1 1/2" Track		1
20	023857	Bearing, MG305DDA		1
21	F04254-15	Ring, 1" Outer Retaining		1
22	F05011-46	Washer, 7/8" Split Lock		1
23	F05014-1	Bolt, 7/8-14 x 3 1/2" Hex Head Grade 5		1
24	033942	COVER, FRONT UPPER TRACK ROLLER		1
25	F05011-17	WASHER, 5/16" SPLIT LOCK		4
26	F05006-102	BOLT, 5/16-18 X 3/4" HEX HEAD		4
27	See Parts	POWER FEED MOTOR GUARD PARTS ((See Section 10.2))		1
28	017884	BLOCK, MIDDLE UPPER TRACK ROLLER MOUNT		1
29	012797	BEARING, 1 1/2" TRACK		1
30	F05010-101	NUT, 5/8-18 NYLON HEX JAM		1
31	F05010-16	NUT, 1/2-20 HEX JAM		1
32	F05008-112	SCREW, 1/2-20 X 1 3/4" FLAT POINT SET		1
33	F05009-2	BOLT, 5/8-11 X 2" HEX HEAD		1
34	F05011-118	WASHER, 5/8" SPLIT LOCK GRADE 8		1
35	F05011-11	WASHER, 1/4" SAE FLAT		2
36	F05008-7	BOLT, 1/2-13 X 3 FULL THREAD HEX HEAD TAP		1
37	F05010-31	NUT, 1/2-13 JAM		2
38	F05011-9	WASHER, 1/2 SPLIT LOCK		1
	110614	COVER ASSEMBLY, LT28/35/70 TRACK		1
39	110610	Cover, Mid Track, LT28, LT35, LT70		1
40	110611	Retainer, Felt Oiler		1
41	F05005-113	Bolt, 1/4-20x3/4 Carriage		4
42	F05010-69	Nut, 1/4-20 Nylock		4
43	F05011-11	Washer, 1/4 SAE Flat		4
44	S09915	Felt, Middle Track Oiler LT40/50/70		1

10.2 Power Feed Assembly



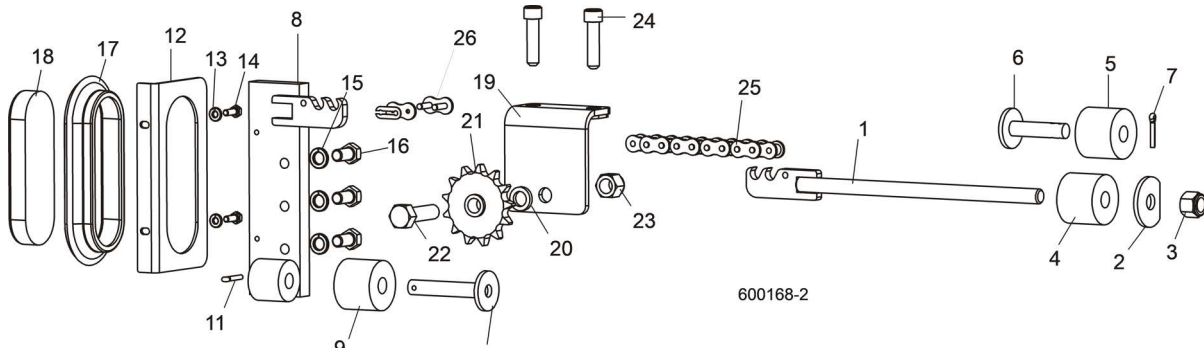
REF	PART #	DESCRIPTION	COMMENTS	QTY.
	034860	POWER FEED ASSEMBLY	Power feed assembly modified to improve durability (6/15). Changes include adding 034223 Sprocket, 074702 Shaft Weldment, F04254-46 Ring and S31027 Key (included in 074747 Power Feed Assembly); removing 017723 Sprocket, 034855 Shaft Weldment, F05007-7 Bolt, S02779 Washer, S03060 Key; changing quantity of F05011-4 Washer to 4.	1
1	034850	Bracket Weldment, Power Feed Mount		1
2	034843	Gearbox, Power Feed		1
3	057444	Plate, Gearbox Adaptor		1
4	034856	Spacer, 1.185 x 1.5 x .428		1
5	034223	Sprocket, 60B8 x 3/4"		1
6	S31027	Key, 3/16" Square x 1" Long		1
7	S21486	Key, 1/4" Square x 1" Long		1

1 Feed System & Track Rollers

Power Feed Assembly

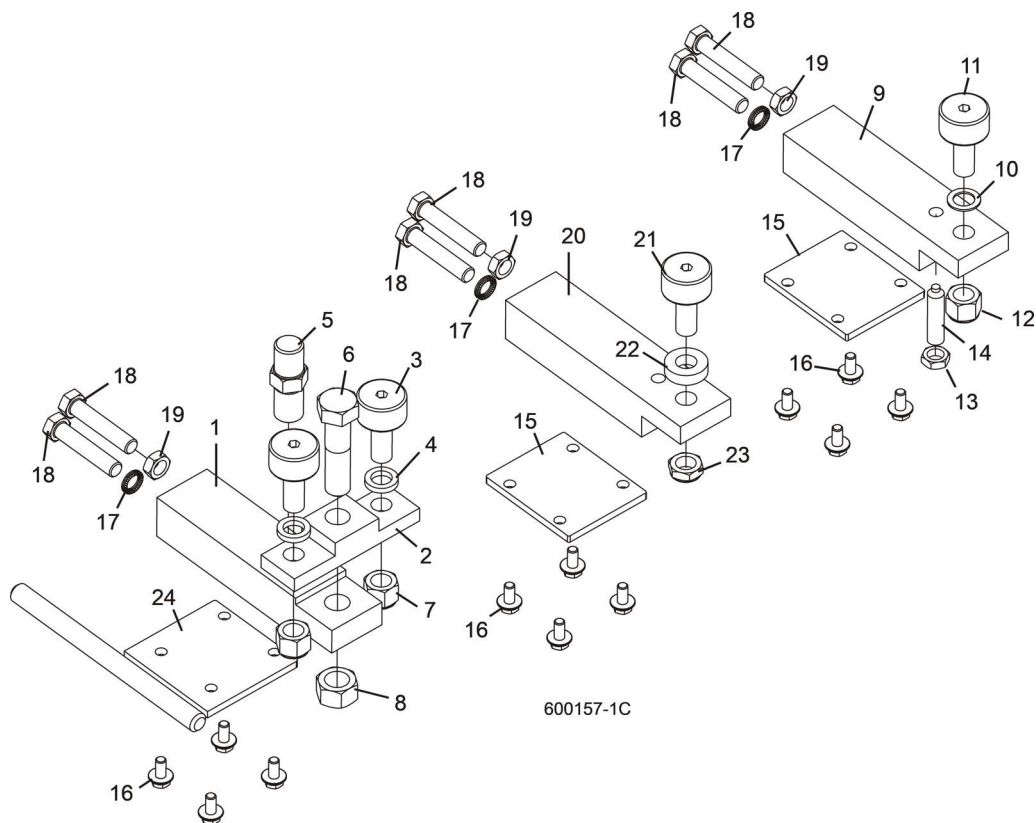
REF	PART #	DESCRIPTION	COMMENTS	QTY.
8	017719	Spacer, .63 x 1.00 x .226		1
9	034224	Sprocket, 60BB13H x 5/8" Idler		1
10	F04254-46	Ring, 3/4" 5100-75 Ext Retaining		1
11	F05011-4	Washer, 3/8" Split Lock		4
12	010748	Clamp, 5/8" EMT Coated		1
13	F05009-2	Bolt, 5/8-11 x 2" Hex Head Gr2		1
14	F05011-9	Washer, 1/2" Split Lock		2
15	F05008-62	Bolt, 1/2-20 x 3" Hex Head Full Thread		2
16	F05007-123	Bolt, 3/8-16 x 1 1/4" Hex Head Full Thread Grade 5		4
17	F05010-4	Nut, 5/8-11 Swaged Hex		1
18	F04254-12	Ring, 62mm IR		1
19	074702	Shaft Weldment, LT60/70 Power Feed		1
20	034851	Sprocket, 40B24 x1		1
21	034852	Bearing, 6007-2RS 35x62x14		2
22	034857	Spacer, 1.03" ID x 2" OD x 3/8" Keyed		1
23	F05006-165	Screw, 5/16-18x1 SH Set, Cup Point		2
	036196	Chain, Double #40 x 11 1/2"		1
	017724	Link, #40 x 2 Connecting		1
	L04869-4	Oil, 8 Oz. Mobil SHC634 Bottled Synthetic Gear	12 - 15 oz. required for complete oil replacement.	1
24	053679	MOTOR, 1HP 12VDC POWER FEED (DC ONLY)	Replaces 3/4HP 12VDC Power Feed Motor 024169 (Rev. B4.11). Power Feed Motor 024169 included Brush Kit 024167, Fan 016087, Fan Guard 061146 and 3/16" Square x 1" Long Key S31027.	1
	047998	Guard, Motor Fan		1
	047999	Hub, Motor Fan Extension		1
	S31027	Key, 3/16" Square x 1" Long		1
	024167	Brush Kit, 3/4HP 12V DC Leeson Motor		1
	050291	MOTOR, 1.5HP 230/460VAC 3P 1725RPM POWER FEED (AC ONLY)		1
25	024431	DECAL, DISCONNECT MOTOR LEADS WARNING (DC ONLY)		1
	038878-A	GUARD ASSEMBLY, LT70 FEED MOTOR (OPTIONAL)		1
26	038877	Guard Weldment, LT70 Feed Motor		1
27	038876	Guard, Top Track Roller		1
28	038874	Plate, LT70 Power Feed Guard Spacer		1
29	F05011-3	Washer, 3/8" SAE Flat		8
30	F05007-78	Bolt, 3/8-16 x 1 1/2" Hex Head Grade 5		4
31	F05010-10	Nut, 3/8-16 Hex Nylon Lock		4

10.3 Feed Chain/Stop



REF	PART #	DESCRIPTION	COMMENTS	QTY.
	034556	STOP ASSEMBLY, FRONT POWER FEED		1
1	034421	Tensioner Weldment, Power Feed Chain		1
2	017838	Washer, 21/32" x 2 1/4" x 3/16" D		1
3	F05010-34	Nut, 5/8-11 Nylon Lock		1
4	P12165	Stop, Rubber Carriage		1
	K09630	Stop Kit, Rubber Carriage		1
5	P12165	Stop, Rubber Carriage		1
6	W09293	Pin, Rubber Carriage Stop		1
7	F05012-21	Pin, 3/16" X 1" Cotter		1
	006721	STOP ASSEMBLY, REAR POWER FEED W/LIGHT		1
8	036493	Stop Weldment, Rear Power Feed		1
9	P12165	Stop, Rubber Carriage		1
10	034423	Pin, Rear Carriage Stop		1
11	F05012-21	Pin, 3/16" X 1" Cotter		1
12	057822	Plate, Bed Tube End		1
13	F05011-14	Washer, 1/4" Split Lock		2
14	F05005-1	Bolt, 1/4-20 x 3/4" Hex Head		2
15	F05011-9	Washer, 1/2" Split Lock		3
16	F05008-128	Bolt, 1/2-13 x 1" Hex Head Grade 8		3
17	006688	Grommet, 6 1/2" Light Mounting		1
18	006391	Light, 8 Diode LED Tail		1
	034228	IDLER ASSEMBLY, #60 POWER FEED CHAIN		1
19	034227	Plate Weldment, Power Feed Idler		1
20	S12480	Spacer, 41/64" x 1" x 3/16"		1
21	034224	Sprocket, 60BB13H x 5/8" Idler		1
22	F05009-80	Bolt, 5/8-18 x 2 1/4" Hex Head Grade 5		1
23	F05010-71	Nut, 5/8-18 Nylon Lock		1
24	F05008-133	Bolt, 1/2-13 x 2" Socket Head		2
25	017842	CHAIN, #60 X 286 1/2" POWER FEED		1
26	042398	LINK, #60 MASTER		2

10.4 Lower Track Rollers



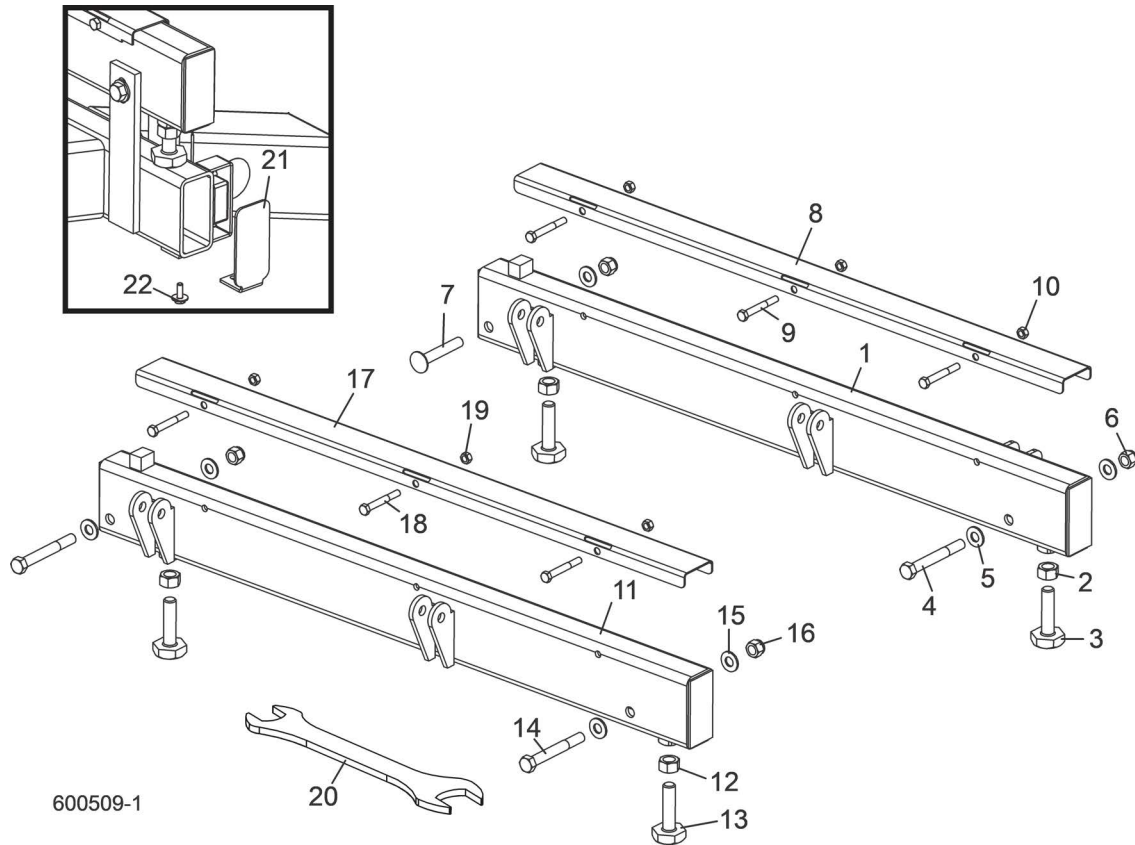
600157-1C

REF	PART #	DESCRIPTION	COMMENTS	QTY.
	036344	ROLLER ASSEMBLY, FRONT LOWER TRACK		1
1	036325	Block, Front Lower Track Roller Mount		1
2	042500	Block, Track Bearing Mount		1
3	012797	Bearing, 1 1/2" Track Roller		2
4	S12480	Spacer, 41/64" x 1" x 3/16"		2
5	036324	Pin, Safety Lock (Threaded)		1
6	F05013-5	Bolt, 3/4-10 x 3" Hex Head Grade 5		1
7	F05010-101	Nut, 5/8-18 Hex Nylon Lock		2
8	F05010-80	Nut, 3/4-10 Hex Lock		1
	034232	ROLLER ASSEMBLY, REAR LOWER TRACK		1
9	034234	Block, Rear Lower Track Roller Mount		1
10	016510	Shim, 5/8" x 1" x 1/16"		1
11	012797	Bearing, 1 1/2" Track Roller		1
12	F05010-11	Nut, 5/8-18 Hex Jam		1
13	F05010-31	Nut, 1/2-13 Hex Jam		1
14	F05008-137	Screw, 1/2-13 x 2" Brass Tip Set		1
15	033880	PLATE, LOWER TRACK ROLLER RETAINER	One Retainer Plate 033880 replaced with Deflector Weldment 036473 at front track roller to prevent assembly from catching on remote cable chain (Rev. A3.02).	2

REF	PART #	DESCRIPTION	COMMENTS	QTY.
16	F05006-101	BOLT, 5/16-18 X 3/4" HEX HEAD W/FLAT & LOCK WASHER	Bolt with lock and flat washer F05006-101 replaces 5/16" Split Lock Washer F05011-13 and Hex Head Bolt F05006-102, Nord-Lock Washer F05011-125 replaces F05011-9 1/2" Split Lock Washer supplied prior to Rev. B4.00. Hardware changes with mast side plate revision provides increased fastener durability.	12
17	F05011-125	WASHER, 1/2" NORD-LOCK		3
18	F05008-135	BOLT, 1/2-20 X 2 1/2" HEX HEAD FULL THREAD GRADE 5		6
19	F05010-16	NUT, 1/2-20 HEX JAM		3
	017887	ROLLER ASSEMBLY, MIDDLE LOWER TRACK		1
20	034234	Block, Lower Track Roller Mount		1
21	012797	Bearing, 1 1/2" Track Roller		1
22	034674	Spacer		1
23	F05010-101	Nut, 5/8-18 Nylon Lock Jam		1
24	036473	PLATE WELDMENT, FRONT LOWER TRACK ROLLER W/DEFLECTOR	One Retainer Plate 033880 replaced with Deflector Weldment 036473 at front track roller to prevent assembly from catching on remote cable chain (Rev. A3.02).	1

SECTION 11 BED FRAME ASSEMBLY

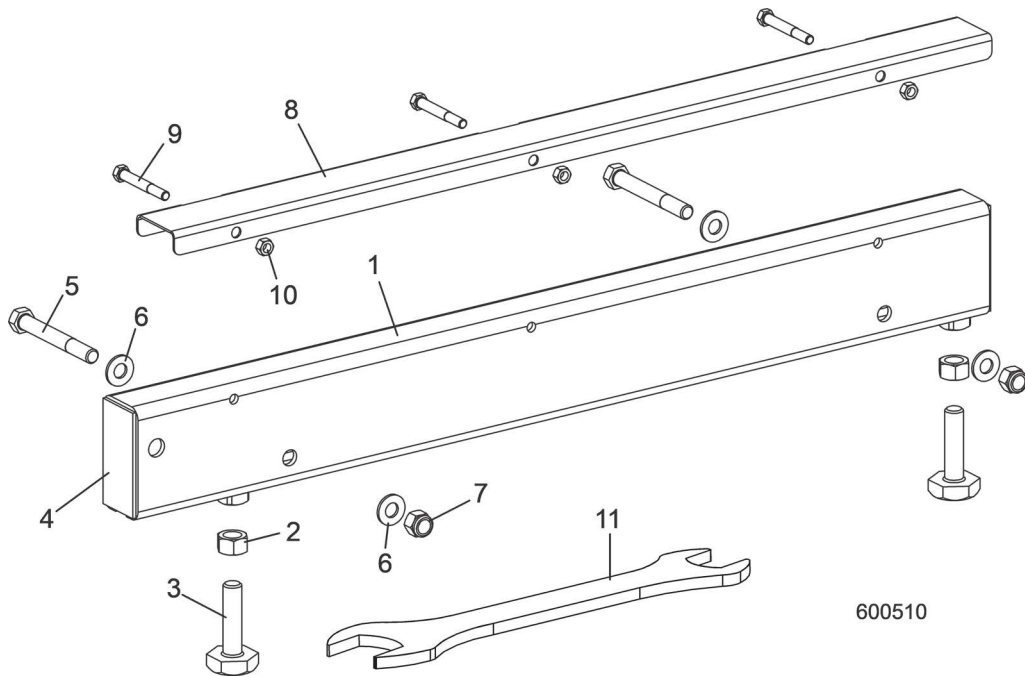
11.1 Bed Rail Assembly, Front And Rear



REF	PART #	DESCRIPTION	COMMENTS	QTY.
	034551	BED RAIL ASSEMBLY, REAR PAINTED (LT60/70 BED 4)		1
1	034547	Tube Weldment, Bed Rail 4		1
2	F05010-5	Nut, 5/8-11 Hex		2
3	S13006	Bolt, Bed Rail Adjustment		2
4	F05008-78	Bolt, 1/2-13 X 4" Hex Head		1
5	F05011-2	Washer, 1/2" SAE Flat		3
6	F05010-8	Nut, 1/2-13 Nylon Lock		2
7	F05008-94	Bolt, 1/2-13 x 3 1/2" Carriage		1
	079144	Cover Kit, Front/Rear Bed Rail SS		1
8	016898	Cover, Stainless Steel Bed Rail		1
9	F05006-10	Bolt, 5/16-18 X 2 1/2" Hex Head		3
10	F05010-6	Nut, 5/16-18 Hex Lock		3
		Hydraulic Toe Board Parts	(See Section 12.15)	
	034548	BED RAIL ASSEMBLY, FRONT PAINTED (LT60/70 BED 1)		1
11	034544	Tube Weldment, Bed Rail 1		1
12	F05010-5	Nut, 5/8-11 Hex		2
13	S13006	Bolt, Bed Rail Adjustment		2
14	F05008-78	Bolt, 1/2-13 X 4" Hex Head		2

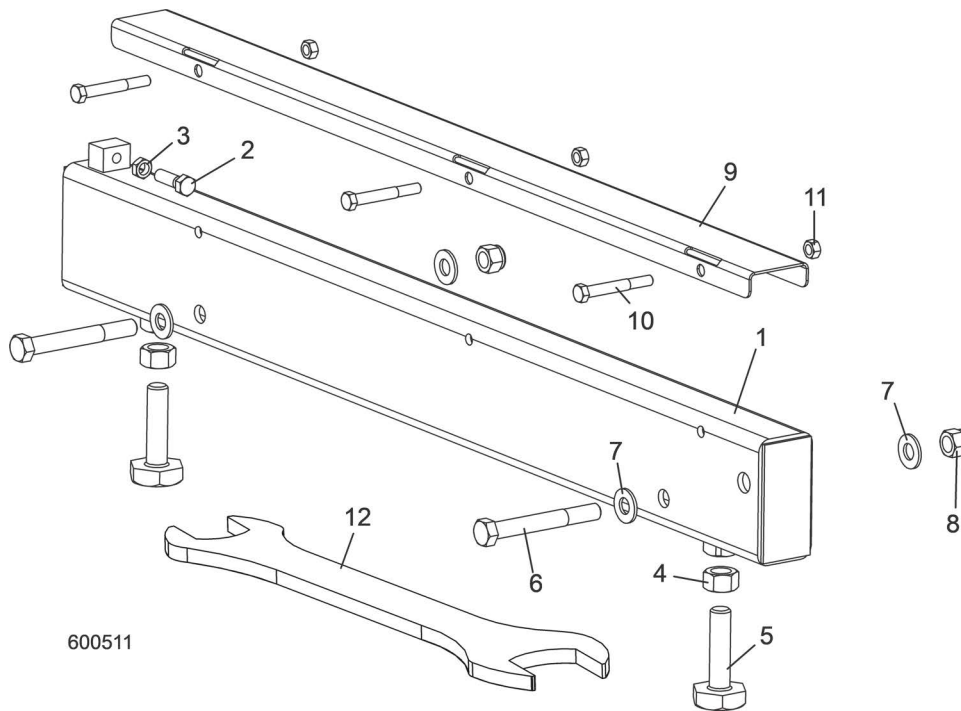
REF	PART #	DESCRIPTION	COMMENTS	QTY.
15	F05011-2	Washer, 1/2" SAE Flat		4
16	F05010-8	Nut, 1/2-13 Nylon Lock		2
	079144	Cover Kit, Front/Rear Bed Rail SS		1
17	016898	Cover, Stainless Steel Bed Rail		1
18	F05006-10	Bolt, 5/16-18 X 2 1/2" Hex Head		3
19	F05010-6	Nut, 5/16-18 Hex Lock		3
		Hydraulic Toe Board Parts	(See Section 12.15)	
20	015970	WRENCH, BED RAIL ADJUSTMENT	OPTIONAL	1
21	038843	CAP, BED RAIL REMOVABLE END		2
22	F05005-134	BOLT, 1/4-20 X 3/4" W/CONICAL WASHER HEAD		2

11.2 Bed Rail Assembly, Middle Front



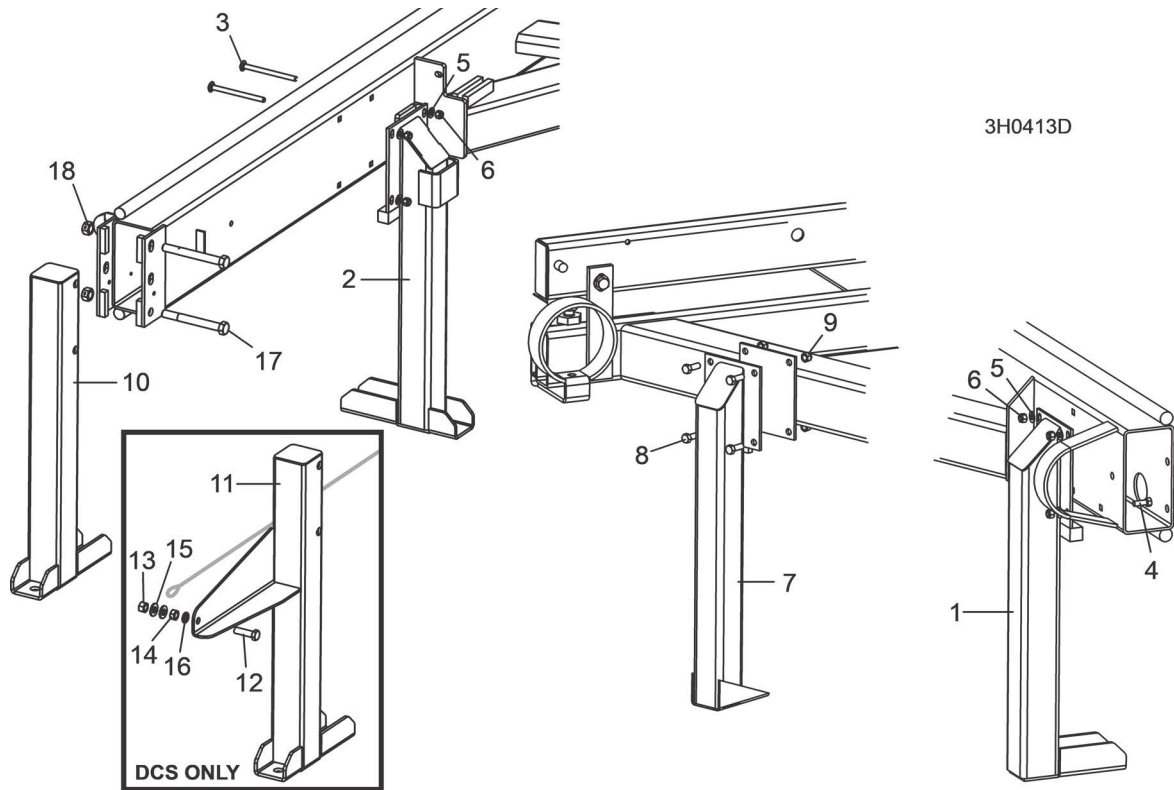
REF	PART #	DESCRIPTION	COMMENTS	QTY.
	03454SAE	BED RAIL ASSEMBLY, FRONT MIDDLE (LT60/70 BED 2)		1
1	034545	Bed Rail Tube, Short	Available in assemblies only.	1
2	F05010-5	Nut, 5/8-11 Hex		2
3	S13006	Bolt, Bed Rail Adjustment		2
4	S04058	Plate, Bed Rail End Cap	Available in assemblies only.	2
5	F05008-78	Bolt, 1/2-13 X 4" Hex Head Grade 5		2
6	F05011-2	Washer, 1/2" SAE Flat		4
7	F05010-8	Nut, 1/2-13 Nylon Lock		2
	A0SAESAE56	Cover Assembly, Stainless Steel Bed Rail (Long)		1
8	S0SAESAE44	Cover, Stainless Steel Bed Rail	Available in assemblies only.	1
9	F05006-10	Bolt, 5/16-18 X 2 1/2" Hex Head		3
10	F05010-6	Nut, 5/16-18 Hex Lock		3
11	015SAE70	WRENCH, BED RAIL ADJUSTMENT		1

11.3 Bed Rail Assembly, Middle Rear



REF	PART #	DESCRIPTION	COMMENTS	QTY.
	034550	BED RAIL ASSEMBLY, REAR MIDDLE PAINTED (LT60/70 BED 3)		1
1	034546	Tube Weldment, Bed Rail 3		1
2	F05007-2	Screw, 3/8-16x1 1/4 HHC		1
3	F05010-2SAE	Nut, 3/8-16 Hex Jam		1
4	F05010-5	Nut, 5/8-11 Hex		2
5	S13006	Bolt, Bed Rail Adjustment		2
6	F05008-78	Bolt, 1/2-13 X 4" Hex Head Grade 5		2
7	F05011-2	Washer, 1/2" SAE Flat		4
8	F05010-8	Nut, 1/2-13 Nylon Lock		2
	A0SAESAE56	Cover Assembly, Stainless Steel Bed Rail (Long)		1
9	S0SAESAE44	Cover, Stainless Steel Bed Rail	Available in assemblies only.	1
10	F05006-10	Bolt, 5/16-18 X 2 1/2" Hex Head		3
11	F05010-6	Nut, 5/16-18 Hex Lock		3
12	015SAE70	WRENCH, BED RAIL ADJUSTMENT		1

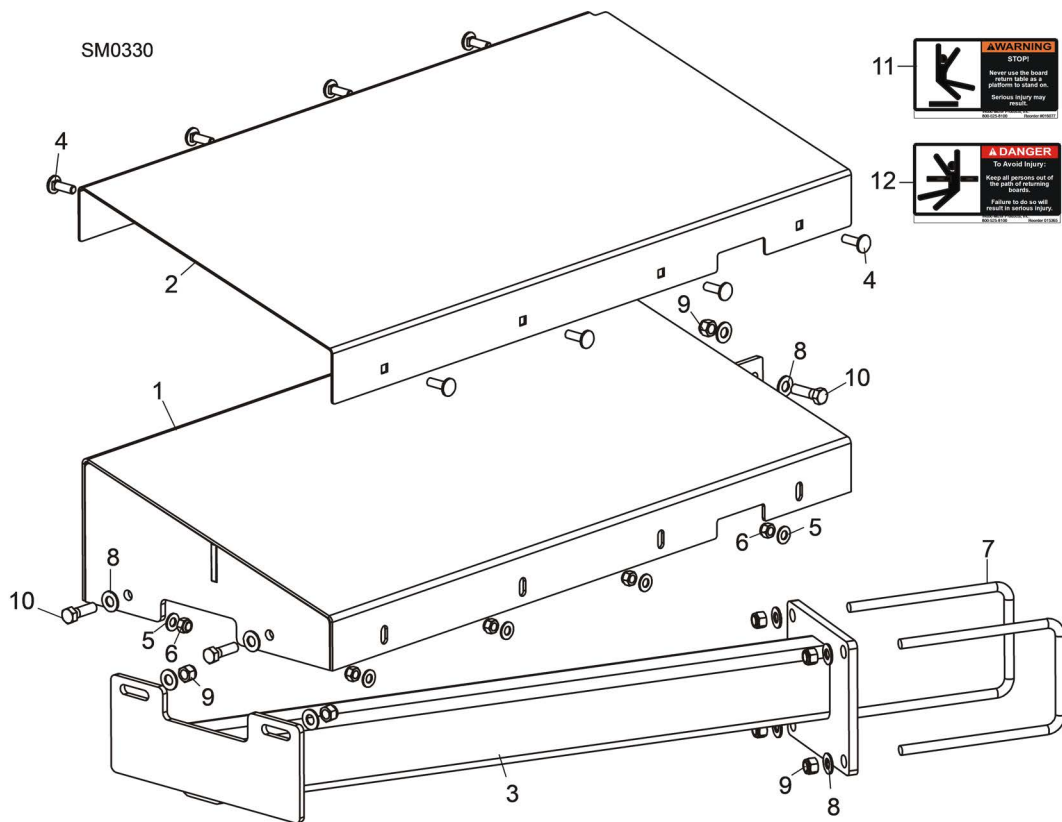
11.4 Optional Legs Assembly (Stationary)



REF	PART #	DESCRIPTION	COMMENTS	QTY.
		See Form #847 or diagram below for stationary sawmill foot anchor locations		
		See Form #35SAE for stationary sawmill w/bed extension foot anchor locations		
1	W0SAE513	LEG, LONG STATIONARY (1 REQ'D FOR LT60HD; 3 REQ'D FOR LT70HD)		1/3
2	0150SAE1	LEG, LONG STATIONARY W/BOARD RETURN TABLE BRACKET		1
3	F05007-113	BOLT, 3/8-16 X 5" CARRIAGE HEAD		8/12
4	F05007-2	BOLT, 3/8-16 X 1 1/4" HEX HEAD (REQ'D FOR REAR LT70HD ONLY)		4
5	F05011-3	WASHER, 3/8" SAE FLAT		8/16
6	F05010-10	NUT, 3/8-16 HEX NYLON LOCK		8/16
7	W0SAE515	LEG, SHORT STATIONARY		2
8	F05007-2	BOLT, 3/8-16 X 1 1/4" HEX HEAD		8
9	F05010-10	NUT, 3/8-16 HEX NYLON LOCK		8
10	W0SAE517	LEG, FRONT STATIONARY (ALL EXCEPT LT70DCS)		1
	065937	LEG ASSEMBLY, FESTOON FRONT STATIONARY (LT70DCS ONLY)		1
11	065SAE35	Leg Weldment, Festoon Stationary Front		1
12	F05008-88	Bolt, 1/2-13 x 1 3/4" Full Thread Hex Head Grade 5		1
13	F05010-3	Nut, 1/2-13 Swaged Hex		1
14	F05010-35	Nut, 1/2-13 Free Hex		1
15	F05011-2	Washer, 1/2" SAW Flat		2
16	F05011-SAE	Washer, 1/2" Split Lock		1

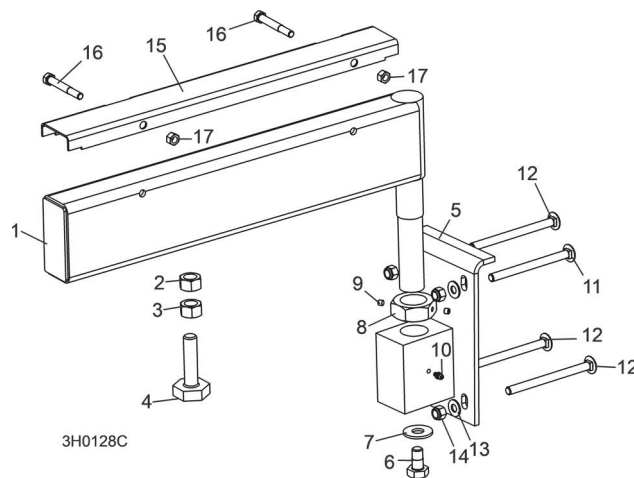
REF	PART #	DESCRIPTION	COMMENTS	QTY.
17	F0500SAE-11	BOLT, 5/8-11 X 5 1/2" HEX HEAD GRADE 5 (ALL EXCEPT LT70DCS)		2
18	F05010-4	NUT, 5/8-11 HEX LOCK (ALL EXCEPT LT70DCS)		2

11.5 Board Return Table Assembly



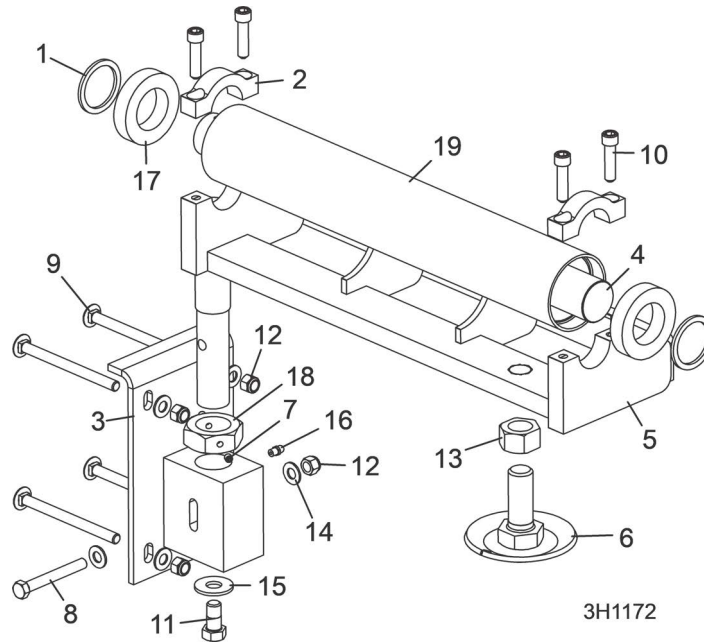
REF	PART #	DESCRIPTION	COMMENTS	QTY.
	003264	TABLE ASSEMBLY, BOARD RETURN (LT70)		1
	003270	TABLE ASSEMBLY, BOARD RETURN (LT60)		1
1	055515	Table Weldment, Board Return		1
2	003259	Cover, Board Return Table		1
3	055533	Mount Weldment, Board Return Table (LT70)		1
	038992	Mount Weldment, Board Return Table (LT60)		1
4	F05006-9	Bolt, 5/16-18 x 1" Carriage Head		8
5	F05011-17	Washer, 5/16" SAE Flat		8
6	F05010-58	Nut, 5/16-18 Nylon Lock		8
7	003207	Bolt, 3/8-16 x 4" x 5" 'U'		2
8	F05011-3	Washer, 3/8" SAE Flat		10
9	F05010-10	Nut, 3/8-16 Hex Nylon Lock		7
10	F05007-123	Bolt, 3/8-16 x 1 1/4" Hex Head Grade 5		3
11	016077	Decal, Board Return Table Warning		1
12	015365	Decal, Board Return Danger		1

11.6 Pivot Bed Rail Assembly



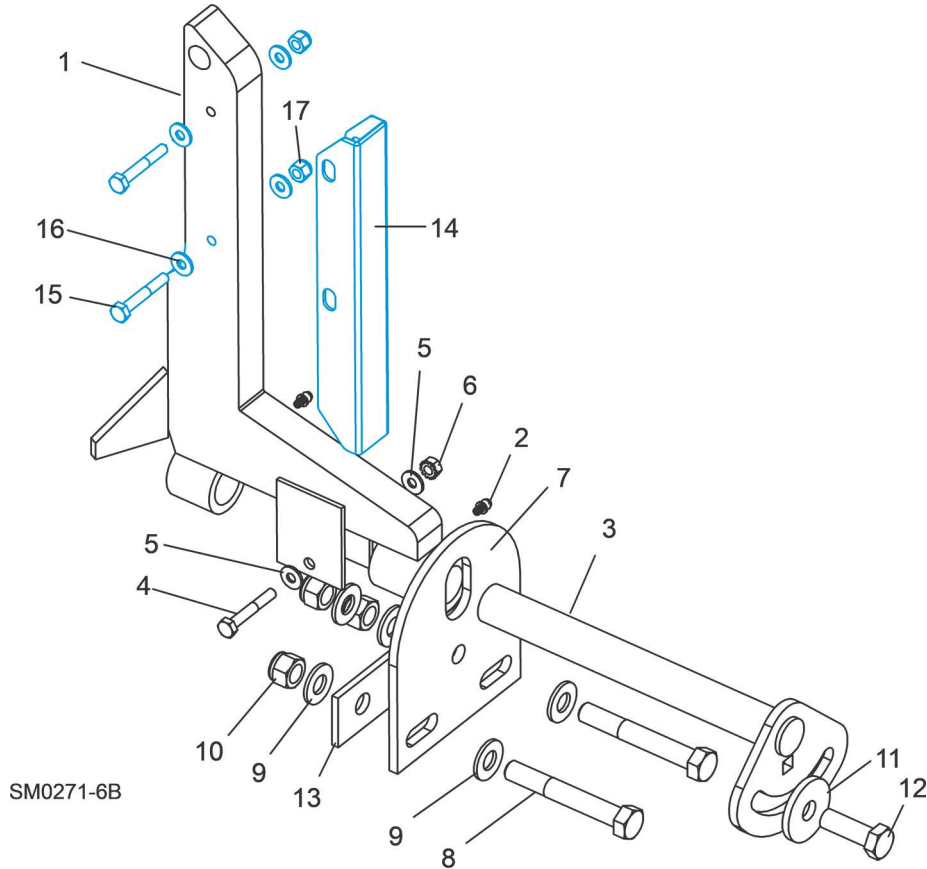
REF	PART #	DESCRIPTION	COMMENTS	QTY.
	A13015	PIVOT BED RAIL ASSEMBLY (LT70HD)	Replaced (1) A13015 Pivot Bed Rail Assembly at off load table end with (1) 07672SAE Taper Roller Pivot Assembly (LT70 Rev.B6.0SAE/LT70Super Rev. A4.07).	1
	012SAESAE3	PIVOT BED RAIL ASSEMBLY (LT60HD)		2
1	W13014	Pivot Bed Rail Weldment (LT70HD)	Available in assemblies only.	1
	012SAESAE2	Pivot Bed Rail Weldment (LT60HD)	Available in assemblies only.	1
2	F05010-84	Nut, 5/8-11 Pilot Weld		2
3	F05010-5	Nut, 5/8-11 Hex		2
4	S13006	Bolt, Bed Rail Adjustment		2
5	W130SAE0	Bracket, Pivot Rail Mounting		1
6	F05008-50	Bolt, 1/2-13 x 1" Hex Head Grade 2		1
7	F05011-52	Washer, SAE/16" SAE Flat		1
8	S13016	Nut, Pivot Rail Adjustment		1
9	F05005-42	Screw, 1/4-28 x 1/4" Brass Tip Set		2
10	P04107	Fitting, 3/16" Grease		1
11	F05007-114	BOLT, 3/8-16 X 4 3/4" CARRIAGE HEAD		2
12	F05007-113	BOLT, 3/8-16 X 5" CARRIAGE HEAD		6
13	F05011-3	WASHER, 3/8" SAE FLAT		8
14	F05010-10	NUT, 3/8-16 NYLON LOCK		8
	017710	COVER KIT, PIVOT RAIL STAINLESS STEEL (LT70HD)		2
	015SAE26	COVER KIT, PIVOT RAIL STAINLESS STEEL (LT60HD)		2
15	S13012	Cover, Stainless Steel Pivot Bed Rail (LT70HD)		1
	012SAESAE4	Cover, Stainless Steel Pivot Bed Rail (LT60HD)		1
16	F05006-10	Bolt, 5/16-18 X 2 1/2" Hex Head		2
17	F05010-6	Nut, 5/16-18 Hex Lock		2
	015SAE70	WRENCH, BED RAIL ADJUSTMENT	<i>(See Section 11.1)</i>	1

11.7 Taper Roller Pivot Assembly



REF	PART #	DESCRIPTION	COMMENTS	QTY.
	076729	PIVOT ASSEMBLY, TAPER ROLLER		1
1	074843	Plate, 1-19/32x2x1/8 Spacer		2
2	076234	Plate, Taper Roller Cap		2
3	076698	Mount Weldment, Pivot Bed Rail		1
4	076753	Shaft, Toe Board 1-9/16 Dia		1
5	076754	Pivot Weldment, Taper Roller		1
6	079075	Roller Weldment, Taper Roller Height Adjust		1
7	F05005-42	Screw, 1/4-28x1/4 SH Brass Tip Set		2
8	F05007-1	Bolt, 3/8-16x3 FT Hex Head		1
9	F05007-114	Bolt, 3/8-16x4 3/4 Carriage		4
10	F05007-36	Screw, 3/8-16x1 1/2 BO SHC		4
11	F05008-50	Bolt, 1/2-13x1 Hex Head		1
12	F05010-10	Nut, 3/8-16 Hex Nyloc		5
13	f05010-136	Nut, 7/8-9 Free		1
14	F05011-3	Washer, 3/8 Flat SAE		6
15	F05011-52	Washer, 9/16 Flat		1
16	P05060	Fitting, 1/4-28 Grease		1
17	P13024	Bearing, 1.575x2.677x.591		2
18	S13016	Nut, Pivot Rail Adjust		1
19	S13020	Tube, 2 1/2x17 1/2 Toe Board		1
	015970	WRENCH, BED RAIL ADJUSTMENT	<i>(See Section 11.1)</i>	1

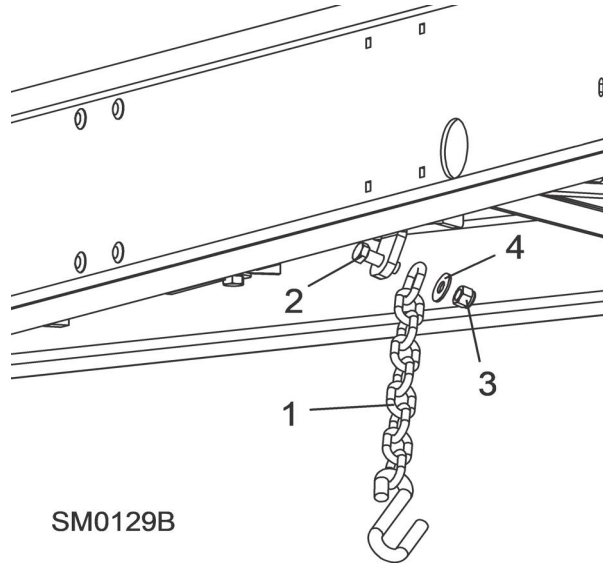
11.8 Log Side Support Assembly (Manual)



SM0271-6B

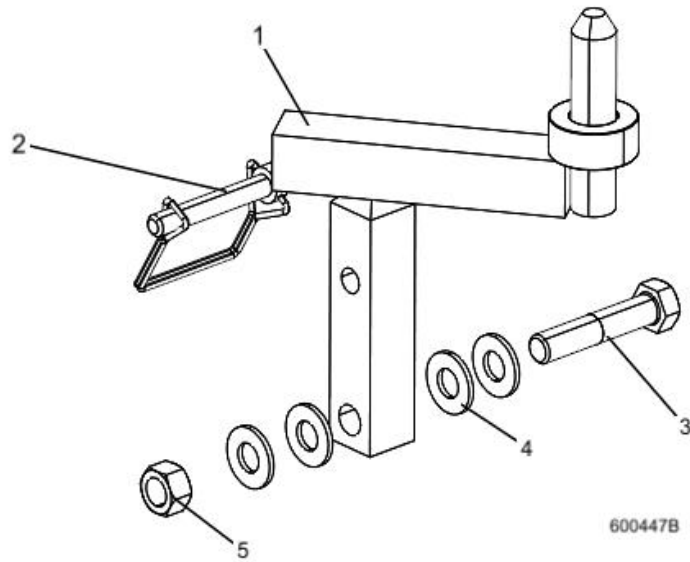
REF	PART #	DESCRIPTION	COMMENTS	QTY.
1	015235	SUPPORT, LOG SIDE		2
2	P04107	Fitting, 3/16" Grease		2
	01655SAE	MOUNTING KIT, LOG SIDE SUPPORT		2
3	016544	Pin, Log Side Support Pivot		1
4	F05005-4	Bolt, 1/4-20 X 1 1/2" Hex Head Grade 5		1
5	F05011-11	Washer, 1/4" SAE Flat		2
6	F05010-SAE	Nut, 1/4-20 Self Locking		1
7	016555	Plate, Log Side Support End		1
8	F05008-61	Bolt, 1/2-13 X 3 1/2" Hex Head Grade 5		2
9	F05011-2	Washer, 1/2" SAE Flat		5
10	F05010-8	Nut, 1/2-13 Hex Nylon Lock		3
11	014632	Washer, .52" x 1.6SAE"		1
12	F05008-33	Bolt, 1/2-13 X 1 1/2" Hex Head Grade 5		1
13	016558	Plate, Side Support Washer Clamp		1
	0167SAE8	GUARD KIT, STAINLESS STEEL SIDE SUPPORT		1
14	016722	Guard, Stainless Steel Side Support		4
15	F05005-4	Bolt, 1/4-20 x 1 3/4" Hex Head		8
16	F05011-11	Washer, 1/4" SAE Flat		16
	F05011-5	Washer, 5/8" SAE Flat		4
17	F05010-6SAE	Nut, 1/4-20 Hex Nylon Lock		8
	0167SAE8-1005	Instruction Sheet		1
	016562	ROLLER KIT, SIDE SUPPORT	(OPTIONAL FOR MANUAL)	2

11.9 Safety Chain Assembly



REF	PART #	DESCRIPTION	COMMENTS	QTY.
1	107SAE72	CHAIN, 15 INCH SAFETY		1
2	F05008-33	BOLT, 1/2-13X1 1/2 HEX HEAD GRADE 5		1
3	F05010-8	NUT, 1/2-13 NYLON HEX LOCK		1
4	F05011-35	WASHER, 7/16 STANDARD FLAT		1

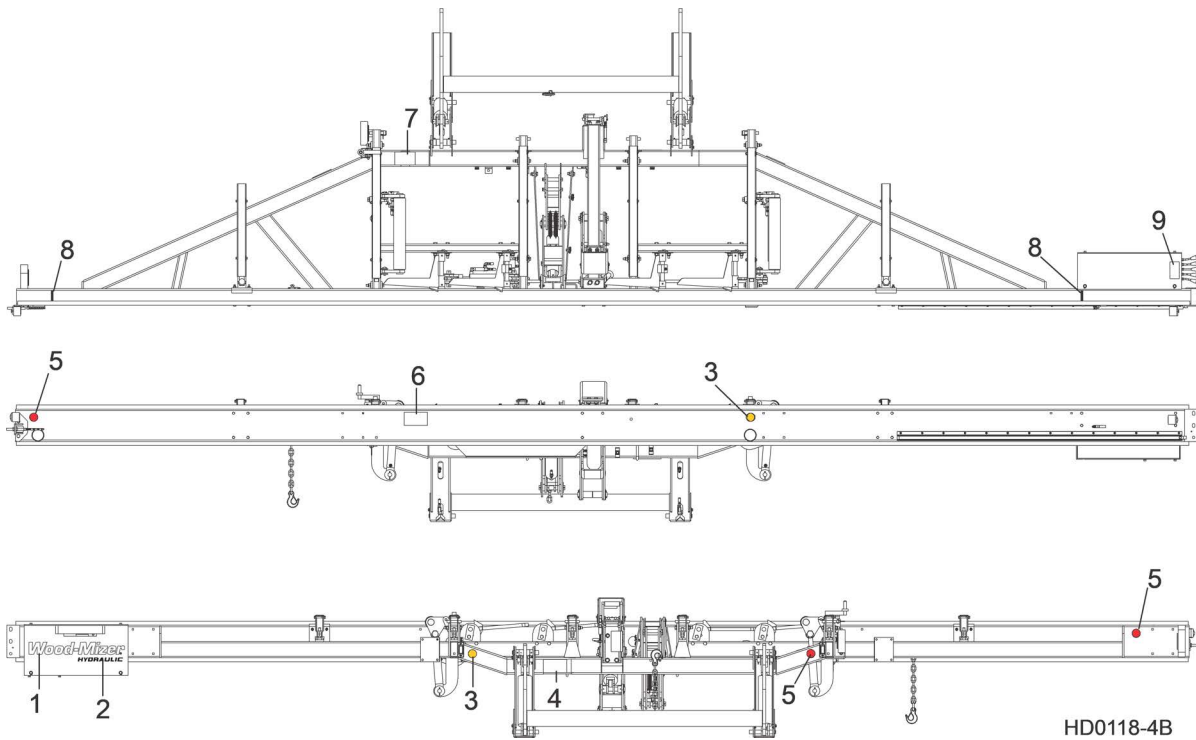
11.10 Saw Head Rest Pin Assembly



REF	PART #	DESCRIPTION	COMMENTS	QTY.
	0745SAE6	Pin Assembly, LT70 Rest		1
	0745SAE7	Pin Assembly, LT70 Rest (Wide Head)		1
1	074126	Pin, Saw Head Rest	074126 replaced 034442 Saw-head Rest Pin and 074127 replaced 065464 Sawhead Rest (Wide Head) Pin (Rev. B5.02).	1
	074127 ¹	Pin, Saw Head Rest (Wide Head)		1
2	014151	Pin, 3/8" x 2 1/4" Snap Retainer		1
3	F05008-74	Bolt, 1/2-13 x 2 1/2" Hex Head Grade 5	F05008-74 replaced F05008-10 after 5/14/2021, ECN 37840.	1
4	F05011-2	Washer, 1/2" SAE Flat	(2) F05011-2 added after 5/14/2021, ECN 37840.	4
5	F05010-3	Nut, 1/2-13 Hex Lock		1

11.11 Bed Frame Decals

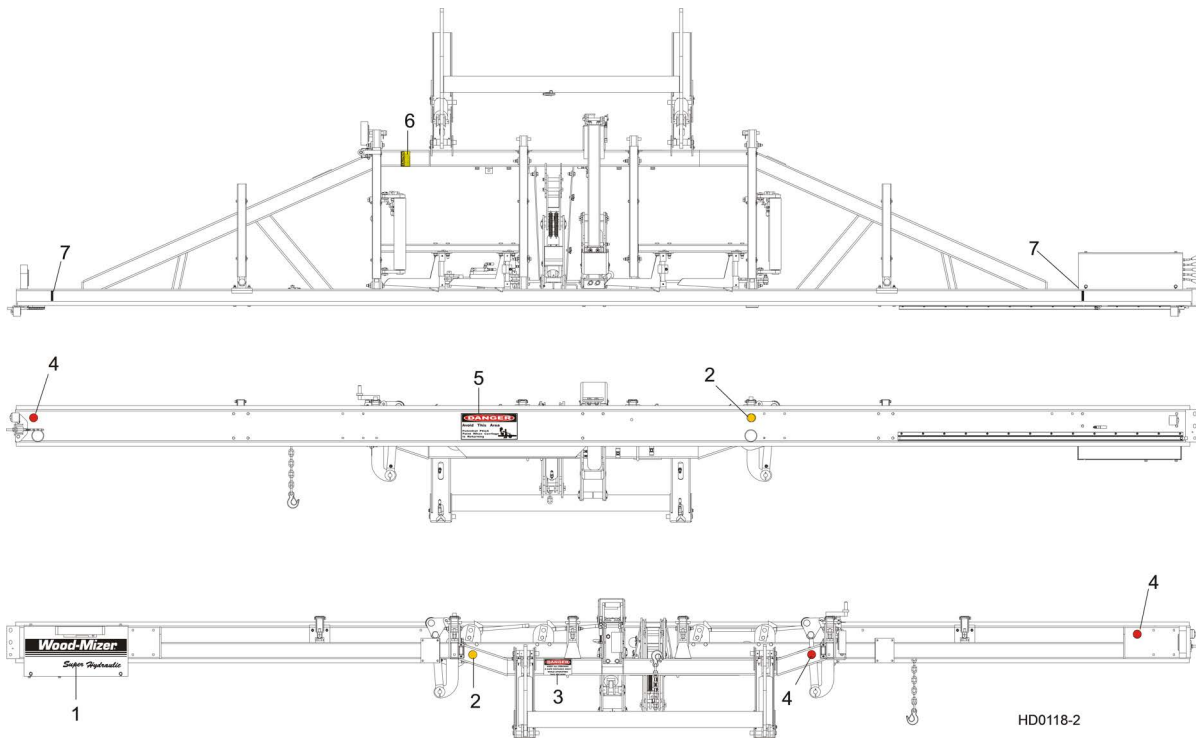
After 11/15/10



REF	PART #	DESCRIPTION	COMMENTS	QTY.
1	065034	DECAL, WHITE WOOD-MIZER EURO LOGO		1
2	065035	DECAL, HYDRAULIC EURO LOGO BLACK STD.		1
3	P07453	DECAL, AMBER REFLECTIVE 2" ROUND		2
4	S09851	DECAL, KEEP AWAY DANGER		1
5	P07452	DECAL, RED REFLECTIVE 2" ROUND		3
6	P10287	DECAL, PINCH POINT DANGER		1
7	S12581	DECAL, SAW HEAD REST CAUTION		1
8	S12051	DECAL, LOG LIMIT STRIPE		2
9	P12961	DECAL, KEEP AWAY HYDRAULIC WARNING		1

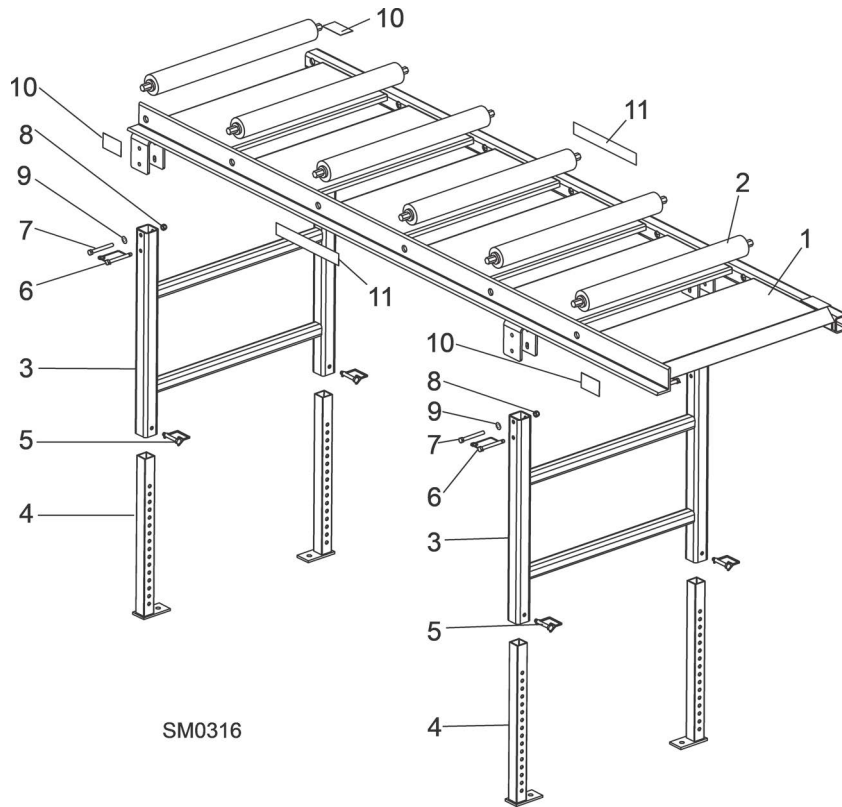
11.12 Bed Frame Decals

Prior to 11/15/10



REF	PART #	DESCRIPTION	COMMENTS	QTY.
1	003251	DECAL, HYDRAULIC LOGO W/STRIPES		1
1	003252	DECAL, WOOD-MIZER LT50HD LOGO		1
1	003253	DECAL, WOOD-MIZER LT70HD LOGO		1
1	003250	DECAL, SUPER HYDRAULIC LOGO W/STRIPES		1
2	P07453	DECAL, AMBER REFLECTIVE 2" ROUND		2
3	S09851	DECAL, KEEP AWAY DANGER		1
4	P07452	DECAL, RED REFLECTIVE 2" ROUND		3
5	P10287	DECAL, PINCH POINT DANGER		1
6	S12581	DECAL, SAW HEAD REST CAUTION		1
7	S12051	DECAL, LOG LIMIT STRIPE		2

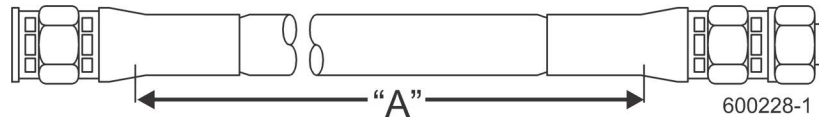
11.13 Board Outfeed Table (Optional)



REF	PART #	DESCRIPTION	COMMENTS	QTY.
	016652	TABLE ASSEMBLY, BOARD OUTFEED		1
1	016606	Table Weldment, Board Outfeed		1
2	038167	Roller, 2 1/2" x 25"		6
3	016609	Mount Weldment, Outfeed Table Leg		2
4	016651	Leg Weldment, Outfeed Table		4
5	014151	Pin, 3/8" x 2 1/4" Square Wire Lock		4
6	016677	Pin, Snap - Coil Tension		4
7	F05004-123	Bolt, 3/8-16x3 1/2 HH Gr5		4
8	F05010-222	Nut, 3/8-16 Flanged Hex Nylock		4
9	F05011-3	Washer, 3/8 Flat SAE		4
10	S12641	Decal, Hand Pinch Point Warning		4
11	015882	Decal, Wood-Mizer Logo 10.25"		2

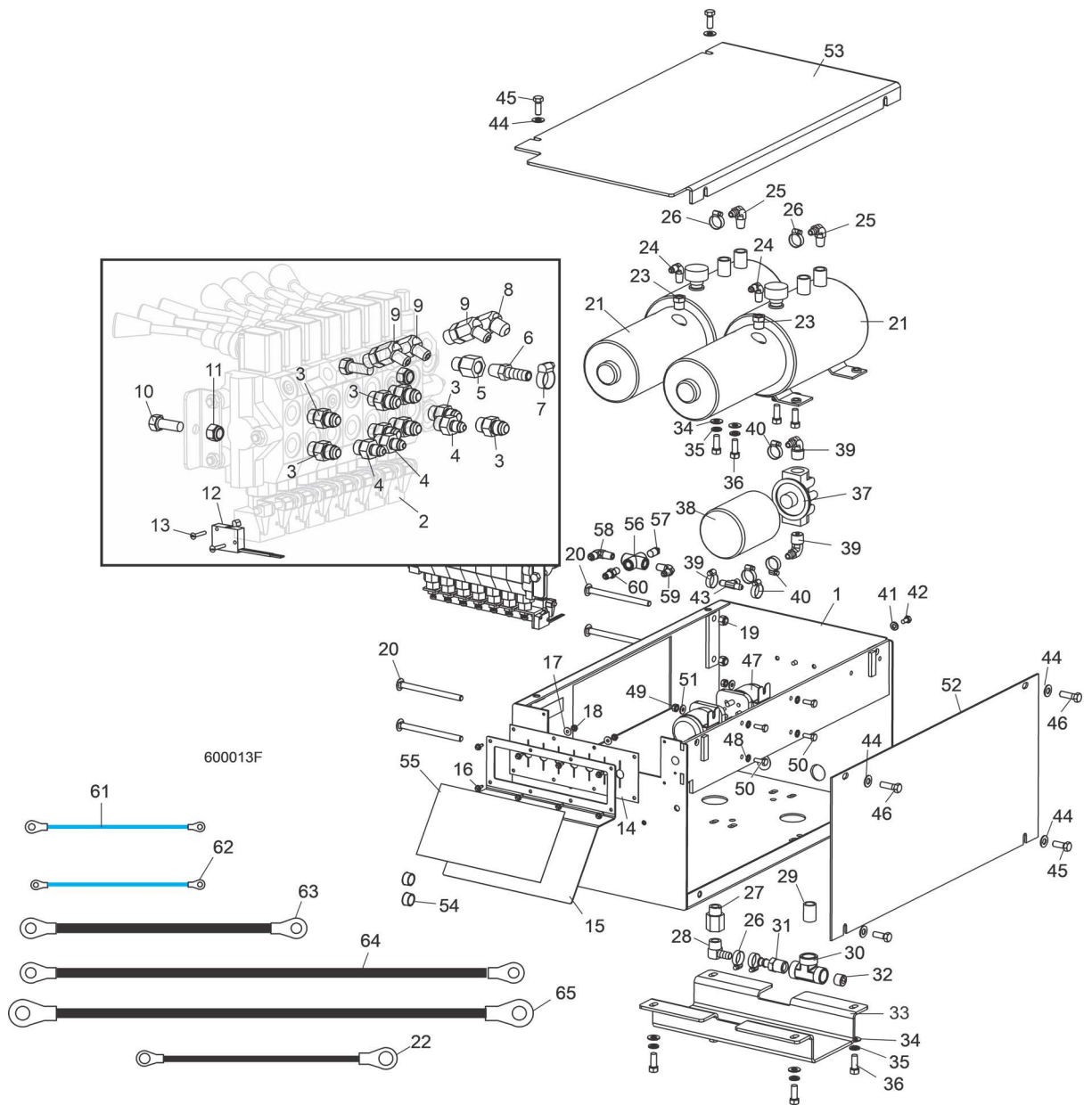
SECTION 12 BED HYDRAULIC SYSTEM

12.1 Hydraulic Hoses



ID	Color Code	LENGTH "A"	Application (NOTE: See Hydraulic Information Section in Operator's Manual for Hydraulic Schematics)	PART #
H1	Purple	197"	1/4" Rear Toe Board Top (LT60HD)	079000-196
		219"	1/4" Rear Toe Board Top (LT70HD)	079000-219
H2	Black	197"	1/4" Rear Toe Board Base (LT60HD)	079000-196
		219"	1/4" Rear Toe Board Base (LT70HD)	079000-219
H3	Yellow	95"	1/4" Front Toe Board Top (LT60HD)	079000-95
		117"	1/4" Front Toe Board Top (LT70HD)	079000-117
H4	Gray	95"	1/4" Front Toe Board Base (LT60HD)	079000-95
		117"	1/4" Front Toe Board Base (LT70HD)	079000-117
H5	Green	182"	1/4" Clamp Up/Down Top (LT60HD)	079000-181
		204"	1/4" Clamp Up/Down Top (LT70HD)	079000-204
H6	Yellow	171"	1/4" Clamp Up/Down Base (LT60HD)	079000-173
		193"	1/4" Clamp Up/Down Base (LT70HD)	079000-194
H7	Red	156"	3/8" Loading Arm Base (LT60HD)	079001-156
		178"	3/8" Loading Arm Base (LT70HD)	079001-178
H8	Blue	156"	3/8" Loading Arm Top (LT60HD)	079001-156
		178"	3/8" Loading Arm Top (LT70HD)	079001-178
H9	Orange	65"	3/8" Side Support Base	079001-65
H10	Plain	73"	3/8" Side Support Top	079001-73
H11	Orange	181"	3/8" Clamp In/Out Base (LT60HD)	079001-181
		177"	3/8" Clamp In/Out Base (LT70HD)	079001-177
H12	White	129"	3/8" Clamp In/Out Top (LT60HD)	079001-129
		151"	3/8" Clamp In/Out Top (LT70HD)	079001-151
H13	Green	38"	3/8" Loading Arm Branch Top	079001-38
H14	Green	77"	3/8" Loading Arm Branch Top	079001-77
H15	Yellow	81"	3/8" Loading Arm Branch Base	079001-81
H16	Yellow	43"	3/8" Loading Arm Branch Base	079001-43
H17	Plain	159"	3/8" Log Turner Base (LT60HD)	079001-159
		181"	3/8" Log Turner Base (LT70HD)	079001-181
H18	Pink	159"	3/8" Log Turner Top (LT60HD)	079001-159
		181"	3/8" Log Turner Top (LT70HD)	079001-181
H19	Purple	164"	3/8" Log Turner Motor Top (LT60HD)	079001-164
		177"	3/8" Log Turner Motor (LT70HD Nearest Frame)	079001-177
H20	Black	163"	3/8" Log Turner Motor Base (LT60HD)	079001-163
		180"	3/8" Log Turner Motor (LT70HD Furthest from Frame)	079001-180
H21	Plain	15"	1/4" Pump To Valve (two hoses)	057964
H22	Plain	6 1/2"	3/8" Gauge To Valve	079001-6.5

12.2 Hydraulic Pump Box (DC)



REF	PART #	DESCRIPTION	COMMENTS	QTY.
	017649	BOX ASSEMBLY, LT60/70 DC HYDRAULIC CONTROL		1
1	034383	Box Weldment, Hydraulic Control		1
	034533	Valve Assembly, 7-Section Hydraulic		1
2	034451	Valve, 7-Section Hydraulic		1
3	014687	Fitting, 3/8" O-Ring x 3/8" JIC		8
4	P26284	Fitting, 1/4" JIC x 3/8" O-Ring		3
5	014686	Fitting, #6 SAE x 1/4" NPT Female		1
6	014685	Fitting, 1/4" NPT x 3/8" Hose Barb		1
7	P12739	Clamp, 11/16" Hose		1
8	015489	Fitting, #6 SAE 45° Elbow		1
9	015488	Fitting, #4 SAE x #6 SAE 45° Elbow		3

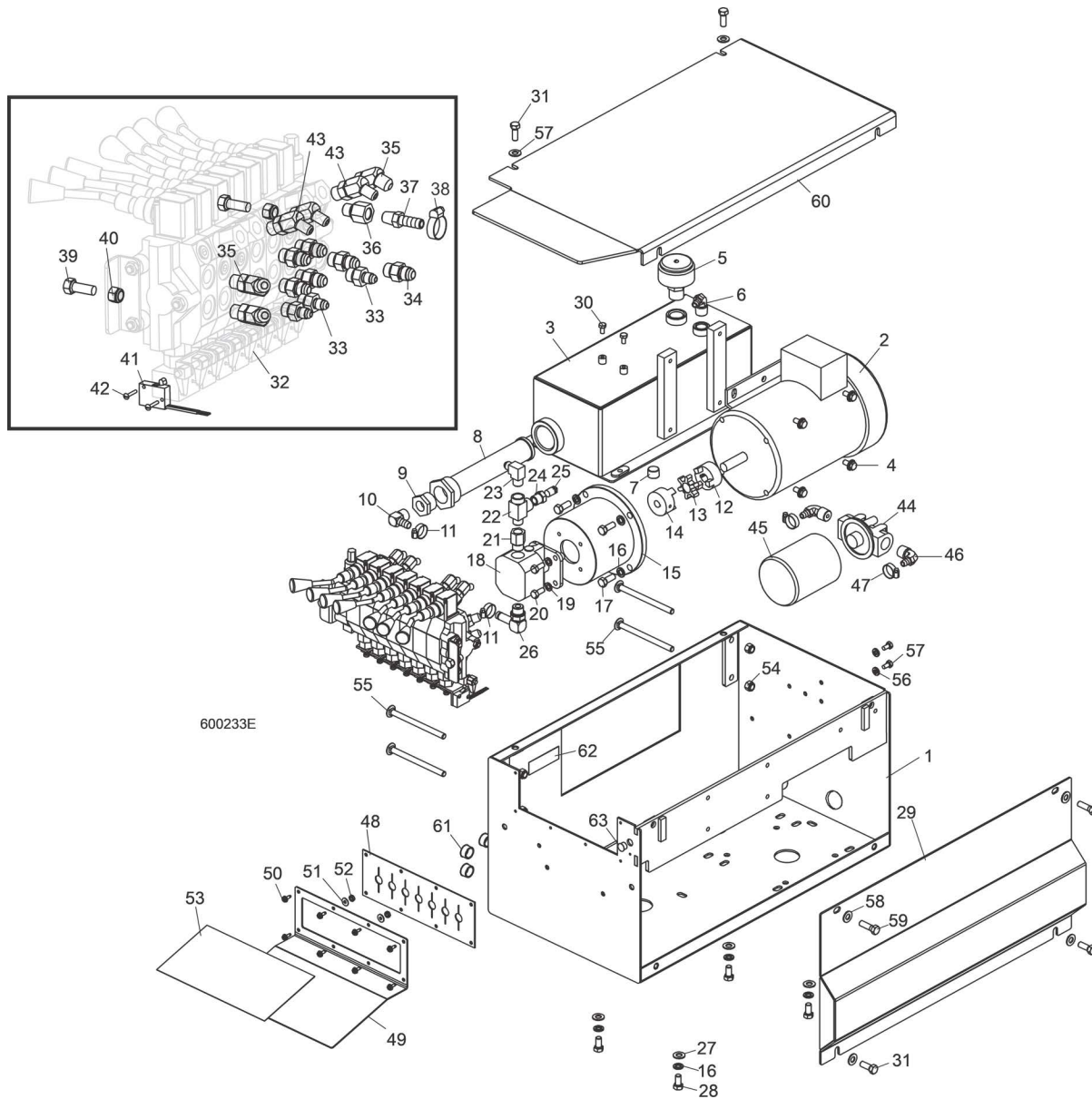
REF	PART #	DESCRIPTION	COMMENTS	QTY.
10	F05007-7	Bolt, 3/8-16 x 1" Hex Head		2
11	F05010-10	Nut, 3/8-16 Hex Nylon Lock		2
12	024198	Switch, Hydraulic Valve Lever		1
13	F05004-13	Screw, #4-40 x 3/4" Slotted Head		2
14	034202	Seal, 7-Handle Valve Rubber		1
15	033999	Plate, 7-Handle Decal		1
16	F05015-7	Screw, #10-24 x 1/2" Self-Tapping		8
17	F05011-18	Washer, #10 SAE Flat		2
18	F05010-14	Nut, #10-24 Hex Self-Locking		2
19	F05010-10	Nut, 3/8-16 Hex Nylon Lock		4
20	F05007-113	Bolt, 3/8-16 x 5" Carriage Head		4
	034534	Pump Assembly, LT60/70 DC Hydraulic		1
21	061764	Pump Kit, Hydraulic w/Motor		2
	016199	Pump, Hydraulic Replacement Monarch Model #12070		1
	052807	Motor Kit, Hydraulic Replacement		1
	038683	Motor, 12 VDC Hydraulic Pump #08714 (Iskra)	Available in assemblies only.	1
	038682	Brush Kit, 4-Valve Hydraulic Pump Motor #08658-I (Iskra)		1
	P12513	Bearing, Base Motor #02318		1
22	052806	Wire Assembly, Motor Brush Ground		1
	P12817	Cap, Hydraulic Pump Vented Fill #03171		1
	P10198	O-Ring, Hydraulic Pump/Reservoir #02352		1
	P10315	Seal, Hydraulic Pump/Motor #02330		1
23	015490	Fitting, 3/8" NPT x 1/4" NPT Reducer		2
24	P09142	Fitting, 1/4" NPT x 1/4" JIC Elbow		2
25	P12708	Fitting, 3/8" NPT x 3/8" Hose Barb Elbow		2
26	P12739	Clamp, 11/16" Hose		4
27	015995	Fitting, 1/2" NPT x 1/2" NPT Adapter		1
28	015997	Fitting, 1/2" NPT x 1/2" Hose Barb Elbow		1
29	016795	Fitting, 1/2" NPT Close Brass Nipple		1
30	016793	Fitting, 1/2" NPT Female Tee		1
31	016794	Fitting, 1/2" NPT Male x 1/2" Hose Barb		1
32	P26258	Fitting, 1/2" NPT Pipe Plug		1
33	015992	Guard, Crossover Hose		1
34	F05011-3	Washer, 3/8" SAE Flat		8
35	F05011-4	Washer, 3/8" Split Lock		8
36	F05007-7	Bolt, 3/8-16 x 1" Hex Head		8
37	P22683	Manifold, Hydraulic Filter w/Cartridge		1
38	P20301	Filter, S28 Hydraulic Cartridge		1
39	P12707	Fitting, 1/2" NPT x 3/8" Hose Barb Elbow		2
40	P12739	Clamp, 11/16" Hose Clamp		2
41	F05011-14	Washer, 1/4" Split Lock		2
42	F05005-15	Bolt, 1/4-20 x 1/2" Hex Head		2
43	015485	Fitting, 3/8" Hose Barb Tee		1

1 Bed Hydraulic System

Hydraulic Pump Box (DC)

REF	PART #	DESCRIPTION	COMMENTS	QTY.
44	F05011-3	Washer, 3/8" SAE Flat		6
45	F05007-87	Bolt, 3/8-16 x 1" Hex Head Grade 5		4
46	F05007-2	Bolt, 3/8-16 x 1 1/4" Hex Head		2
47	016371	Solenoid Kit, 200A 12V SPST Hydraulic Motor		2
	015470	Solenoid, 200A 12V SPST Cont. Duty	Available in assemblies only.	1
	015426	Diode Assembly, Solenoid Coil Chassis Gnd		1
48	F05011-37	Washer, 1/4" External Lock		4
49	F05010-9	Nut, 1/4-20 Hex Self-Locking		4
50	F05005-1	Bolt, 1/4-20 x 3/4" Hex Head Full Thread		4
51	F05011-11	Washer, 1/4" SAE Flat		4
52	015227	Plate, Hydraulic Control Box Side		1
53	015228	Plate, Hydraulic Control Box Top		1
54	P04137	Grommet, 5/8" Wire		2
55	017669	Decal, Hydraulic Control Lever		1
56	P22311	Fitting, 1/4" NPT Cross		1
57	P05498	Plug, 1/4" NPT Pipe	Replaces 5000 PSI Hydraulic Pressure Gauge P10052 (LT50HD Rev. A5.11LT60HD/LT70HD Rev. B4.11).	1
58	015491	Fitting, 3/8" JIC x 1/4" NPT Elbow		1
59	P09142	Fitting, 1/4" NPT x 1/4" JIC Male Elbow		1
60	P09143	Fitting, 1/4" NPT x 1/4" JIC Male		1
	036303	Hose, 3/8" x 6 1/2" Hydraulic w/Fittings		1
	036292	Hose, 1/4" x 15" Hydraulic w/Fittings		2
61	036315	WIRE ASSEMBLY, 14 GA X 4" #10 & 5/16" RING TERMINALS		
62	036314	WIRE ASSEMBLY, 14 GA X 4" #10 RING TERMINALS		1
63	036311	CABLE ASSEMBLY, 1 GA X 6" HYDRAULIC PUMP TO SOLENOID		1
64	036310	CABLE ASSEMBLY, 1 GA X 16" HYDRAULIC PUMP TO SOLENOID		1
65	036312	CABLE ASSEMBLY, 1 GA X 16" HYDRAULIC PUMP GROUND		2
	F05011-36	WASHER, 3/8" STAR EXTERNAL		3

12.3 Hydraulic Pump Box (230/460V AC)



REF	PART #	DESCRIPTION	COMMENTS	QTY.
	017677	BOX ASSEMBLY, LT60/70 230/460V AC HYDRAULIC CONTROL		1
1	034383	Box Weldment, Hydraulic Control		1
	038963	Pump Assembly, 230/460V AC		1
2	055312	Motor, 3HP 230/460V 56C 3450RPM		1
3	054825	Tank Weldment, LT70 Hydraulic		1
4	F05006-101	Bolt, 5/16-18 x 3/4" Hex Head w/Flat & Lock Washer		4
5	P20212			1
6	P12707	Fitting, 1/2" NPT x 3/8" Hose Barb Elbow		1
7	P26258	Fitting, 1/2" NPT Pipe Plug		1
8	P20210	Filter, Hydraulic Tank Suction		1
9	P20239	Fitting, 1/2" NPT x 1" NPT Bushing		1

1 Bed Hydraulic System

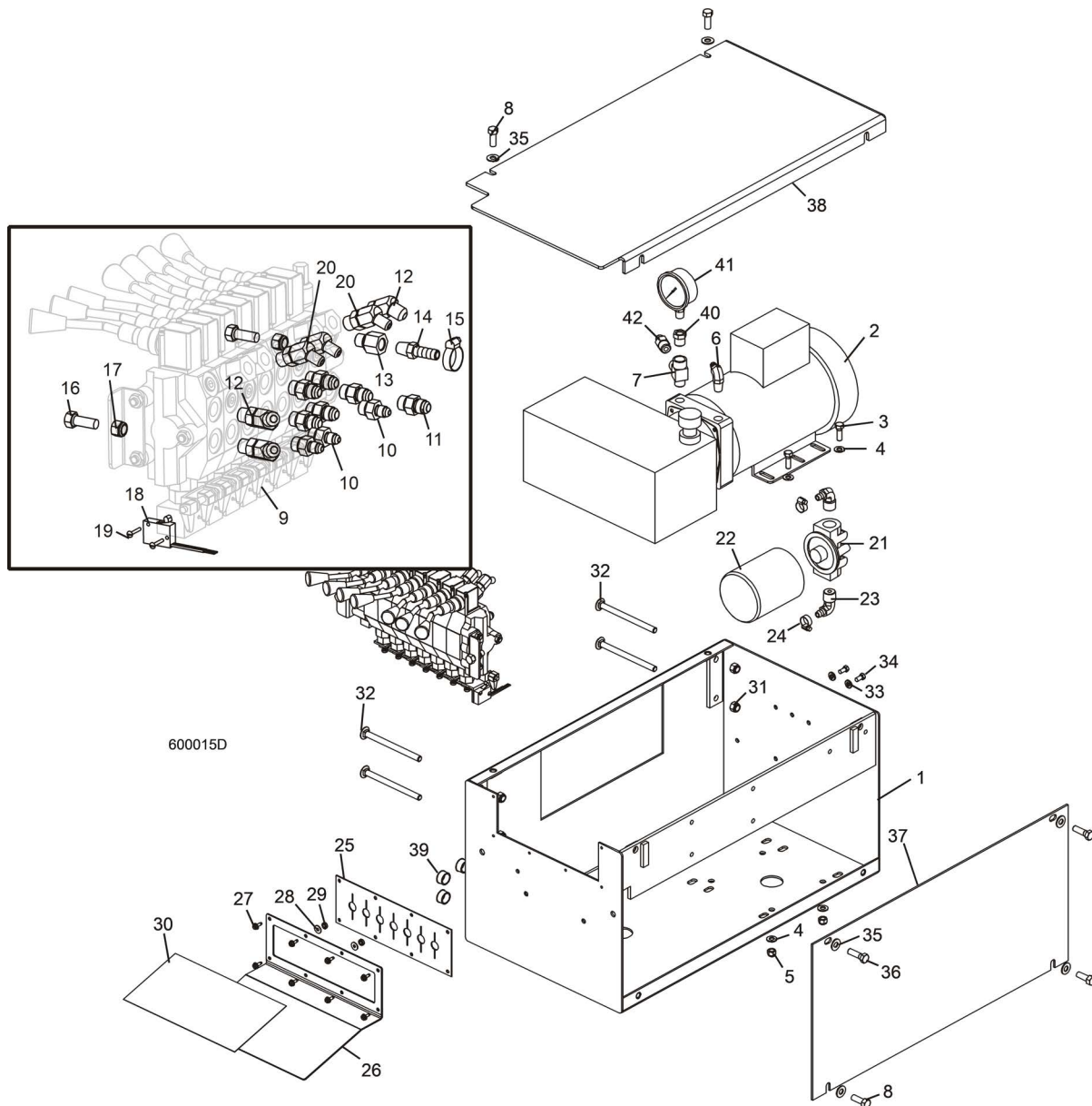
Hydraulic Pump Box (230/460V AC)

REF	PART #	DESCRIPTION	COMMENTS	QTY.
10	015997	Fitting, 1/2" NPT x 1/2" Hose Barb Elbow		1
11	P12739	Clamp, 11/16" Hose		2
12	038951	Coupling Body, L075 x 5/8"		1
13	P20218	Coupling Spider, L075		1
14	P20217	Coupling Body, L075 x 1/2"		1
15	P20215	Adaptor, Hydraulic Motor to Pump		1
16	F05011-4	Washer, 3/8" Split Lock		8
17	F05007-87	Bolt, 3/8-16 x 1" Hex Head Grade 5		4
18	P20213	Pump, Hydraulic		1
19	F05011-13	Washer, 5/16" Split Lock		4
20	F05006-102	Bolt, 5/16-18 x 3/4" Hex Head Grade 5		4
21	P12706	Fitting, #8 SAE x 3/8" NPT Female		1
22	016822	Fitting, 3/8" NPT Male Run Tee		1
23	016820	Fitting, 3/8" NPT x 3/8" JIC Elbow		1
24	015490	Fitting, 3/8" NPT x 1/4" NPT Reducer		1
25	P05498	Plug, 1/4" NPT Pipe	Replaces 5000 PSI Hydraulic Pressure Gauge P10052 (Rev. B4.11).	1
26	038949	Fitting, #8 SAE x 1/2" Hose Barb Elbow		1
27	F05011-3	Washer, 3/8" SAE Flat		4
28	F05007-27	Bolt, 3/8-16 x 3/4" Hex Head		4
29	038966	Plate Weldment, Hydraulic Control Box Side		1
30	F05005-15	Bolt, 1/4-20 x 1/2" Hex Head		2
	003260	Hose, 3/8" x 24" Hydraulic		1
	R02133	Hose, 1/2" ID Low Pressure Hydraulic		.67 ft.
	R01892-1	Hose, 3/8" ID Low Pressure Hydraulic		3.5 ft.
31	F05007-87	Bolt, 3/8-16 x 1" Hex Head Grade 5		4
	017684	Valve Assembly, 7-Section AC Hydraulic		1
32	034451	Valve, 7-Section Hydraulic		1
33	P26284	Fitting, 1/4" JIC x 3/8" O-Ring		3
34	014687	Fitting, 3/8" O-Ring x 3/8" JIC		6
35	015489	Fitting, #6 SAE 45° Elbow		3
36	014686	Fitting, #6 SAE x 1/4" NPT Female		1
37	014685	Fitting, 1/4" NPT x 3/8" Hose Barb		1
38	P12739	Clamp, 11/16" Hose		1
39	F05007-7	Bolt, 3/8-16 x 1" Hex Head		2
40	F05010-10	Nut, 3/8-16 Hex Nylon Lock		2
41	024198	Switch, Hydraulic Valve Lever		1
42	F05004-13	Screw, #4-40 x 3/4" Slotted Head		2
43	015488	Fitting, #4 SAE x #6 SAE 45° Elbow		3
44	P22683	Manifold, Hydraulic Filter w/Cartridge		1
45	P20301	Filter, S28 Hydraulic Cartridge		1
46	P12707	Fitting, 1/2" NPT x 3/8" Hose Barb Elbow		2
47	P12739	Clamp, 11/16" Hose		2
48	034202	Seal, 7-Handle Valve Rubber		1
49	017771	Plate, 7-Handle Decal		1
50	F05015-7	Screw, #10-24 x 1/2" Self-Tapping		8
51	F05011-18	Washer, #10 SAE Flat		2
52	F05010-14	Nut, #10-24 Hex Self-Locking		2

REF	PART #	DESCRIPTION	COMMENTS	QTY.
53	017669	Decal, Hydraulic Control Lever		1
54	F05010-10	Nut, 3/8-16 Hex Nylon Lock		4
55	F05007-113	Bolt, 3/8-16 x 5" Carriage Head		4
56	F05011-14	Washer, 1/4" Split Lock		2
57	F05005-15	Bolt, 1/4-20 x 1/2" Hex Head		2
58	F05011-3	Washer, 3/8" SAE Flat		6
59	F05007-2	Bolt, 3/8-16 x 1 1/4" Hex Head		2
60	015228	Plate, Hydraulic Control Box Top		1
61	P04137	Grommet, 5/8" Wire		3
62	S12825	Decal, Hyd. Fluid Replacement Info		1
63	036244	Plug, 1/2" Hole		1

12.4 Hydraulic Pump Box (575V AC)

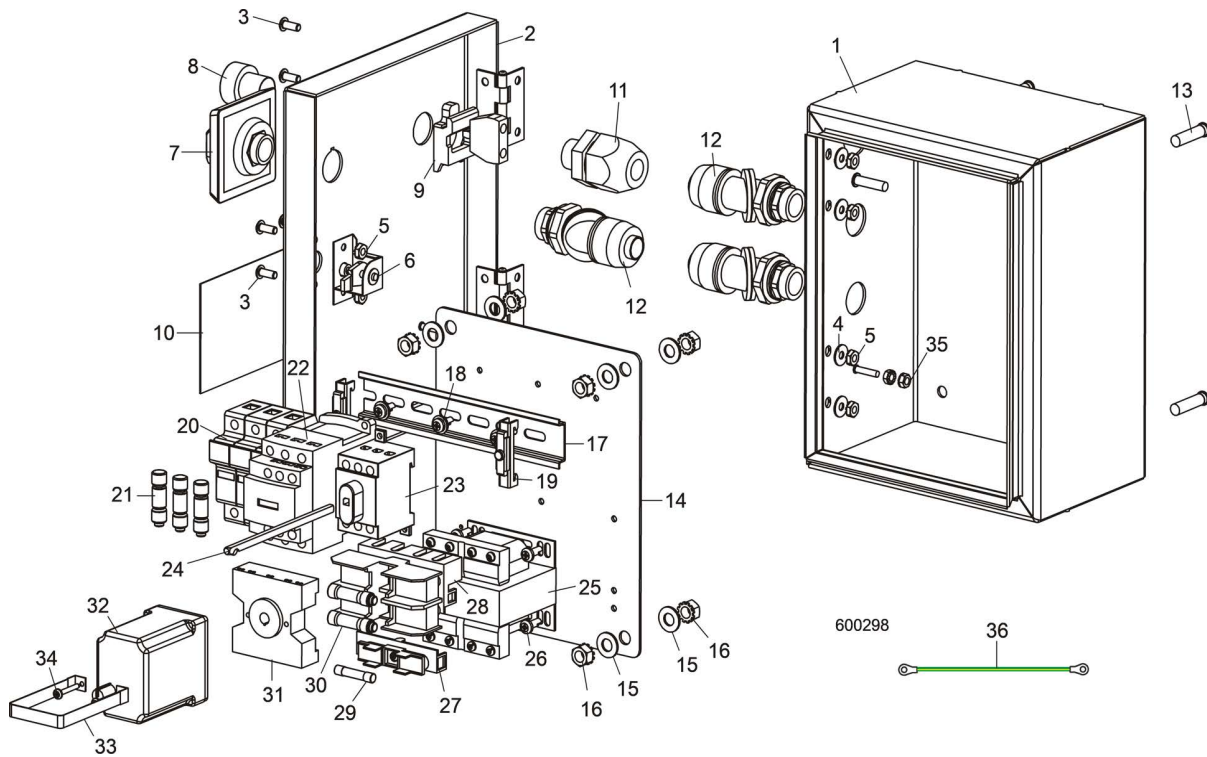
LT60/70Rev. B3.02 - B4.04



1 **Bed Hydraulic System**
Hydraulic Pump Box (575V AC)

REF	PART #	DESCRIPTION	COMMENTS	QTY.
	036438	BOX ASSEMBLY, LT60/70 575V AC HYDRAULIC CONTROL	No longer available for sawmills Rev. B4.05 and later.	1
1	034383	Box Weldment, Hydraulic Control		1
2	034794	Pump, Hydraulic 575V AC w/Tank		1
3	F05006-1	Bolt, 5/16-18 x 1" Hex Head		4
4	F05011-17	Washer, 5/16" SAE Flat		8
5	F05010-58	Nut, 5/16-18 Nylon Lock		4
6	P12708	Fitting, 3/8" NPT x 3/8" Hose Barb Elbow		1
7	016822	Fitting, 3/8" NPT Male Run Tee		1
8	F05007-87	Bolt, 3/8-16 x 1" Hex Head Grade 5		4
	017684	Valve Assembly, 7-Section AC Hydraulic		1
9	034451	Valve, 7-Section Hydraulic		1
10	P26284	Fitting, 1/4" JIC x 3/8" O-Ring		3
11	014687	Fitting, 3/8" O-Ring x 3/8" JIC		6
12	015489	Fitting, #6 SAE 45° Elbow		3
13	014686	Fitting, #6 SAE x 1/4" NPT Female		1
14	014685	Fitting, 1/4" NPT x 3/8" Hose Barb		1
15	P12739	Clamp, 11/16" Hose		1
16	F05007-7	Bolt, 3/8-16 x 1" Hex Head		2
17	F05010-10	Nut, 3/8-16 Hex Nylon Lock		2
18	024198	Switch, Hydraulic Valve Lever		1
19	F05004-13	Screw, #4-40 x 3/4" Slotted Head		2
20	015488	Fitting, #4 SAE x #6 SAE 45° Elbow		3
21	P22683	Manifold, Hydraulic Filter w/Cartridge		1
22	P20301	Filter, S28 Hydraulic Cartridge		1
23	P12707	Fitting, 1/2" NPT x 3/8" Hose Barb Elbow		2
24	P12739	Clamp, 11/16" Hose Clamp		2
25	034202	Seal, 7-Handle Valve Rubber		1
26	017771	Plate, 7-Handle Decal		1
27	F05015-7	Screw, #10-24 x 1/2" Self-Tapping		8
28	F05011-18	Washer, #10 SAE Flat		2
29	F05010-14	Nut, #10-24 Hex Self-Locking		2
30	017669	Decal, Hydraulic Control Lever		1
31	F05010-10	Nut, 3/8-16 Hex Nylon Lock		4
32	F05007-113	Bolt, 3/8-16 x 5" Carriage Head		4
33	F05011-14	Washer, 1/4" Split Lock		2
34	F05005-15	Bolt, 1/4-20 x 1/2" Hex Head		2
35	F05011-3	Washer, 3/8" SAE Flat		6
36	F05007-2	Bolt, 3/8-16 x 1 1/4" Hex Head		2
37	015227	Plate, Hydraulic Control Box Side		1
38	015228	Plate, Hydraulic Control Box Top		1
39	P04137	Grommet, 5/8" Wire		3
40	015490	Fitting, 3/8" NPT x 1/4" NPT Reducer		1
41	P10052	Gauge, 5000 PSI Hydraulic		1
42	016819	Fitting, 3/8" NPT x 3/8" JIC Elbow		1

12.5 Hydraulic Control Box (230/460V AC)



REF	PART #	DESCRIPTION	COMMENTS	QTY.
	052384	CONTROL ASSEMBLY, LT70 E25-L HYDRAULIC		1
	052385	CONTROL ASSEMBLY, LT70 E25-H/E30-H HYDRAULIC		1
1	050302	Box Weldment, Hydraulic AC Control		1
2	052379	Door Weldment, Hydraulic AC Control Box		1
3	F05004-196	Screw, #10-24 x 1/2" Socket Button Head Stainless		6
4	F05011-18	Washer, #10 SAE Flat		4
5	F05010-14	Nut, #10-24 Self-Locking Hex		6
6	051978	Latch, Door		1
7	050883-1	Switch, Red/Yellow Disconnect 6mm		1
8	050152	Switch Head, Green Guarded		1
9	025242	Switch Body, 1NO 22mm ZB4		1
10	051948	Decal, Electrical Hazard 2 Places		1
11	E22721	Connector, 1/2" Liquid-Tite Straight		1
12	051750	Connector, 1/2" Liquid-Tite Swivel		3
13	F05006-113	Stud, 5/16-18 x 1 1/4" Type CH Clinch		4
14	052377	Plate, LT70 AC Hydraulic Control Insert		1
15	F05011-17	Washer, 5/16" SAE Flat		8
16	F05010-20	Nut, 5/16-18 Self-Locking Hex		8
17	024474-6_875	Rail, 35mm x 7.5mm x 6.875" Steel DIN		1
18	F05004-186	Screw, #10-24 x 1/2" Phillips Head		3
19	E22707	Clamp, Plastic DIN Rail		2
20	052380	Fuse Holder, 3P Class CC Finger Safe		1
21	052513	Fuse, 15A 600V Class CC Delay (E25-L)		3

1 Bed Hydraulic System

Hydraulic Control Box (575V AC)

REF	PART #	DESCRIPTION	COMMENTS	QTY.
	052381	Fuse, 8A 600V Class CC Delay (E25-H/E30-H)		3
22	052689	Contact, 18A 3P 24VAC Coil (E25-L)		1
	025290	Contact, 9A 3P 24VAC Coil (E25-H/E30-H)		1
23	050903-1	Disconnect, 40A 3P Non-Fused		1
24	050882-1	Shaft, .2x.2 x 4.7" Disconnect		1
25	053009	Transformer, 240/480-24VAC 50VA		1
26	F05015-17	Screw, #10-24 x 1/2" Phillips Pan Head Type 23		4
27	053011	Fuse Block, T50 Transformer Secondary		1
28	053010	Fuse Block, T50 Transformer Primary		1
29	025297	Fuse, 3A 250V 1/4x1 1/4 MDL Delay		1
30	P03151	Fuse, 4/10A 600V KLDR Class CC		2
31	E22700	Socket, 11-Pin Relay		1
32	052383	Relay, .1-10s 24VDC Coil Timer Off Delay		1
33	050967	Strap, Timer Relay Retaining		1
34	F05004-42	Screw, M8 x 1.25 x 1 Hex Head Full Thread		2
35	F05010-41	Nut, #8-32 Self-Locking Hex		2
36	025187	Wire Assembly, 10" Ground		1

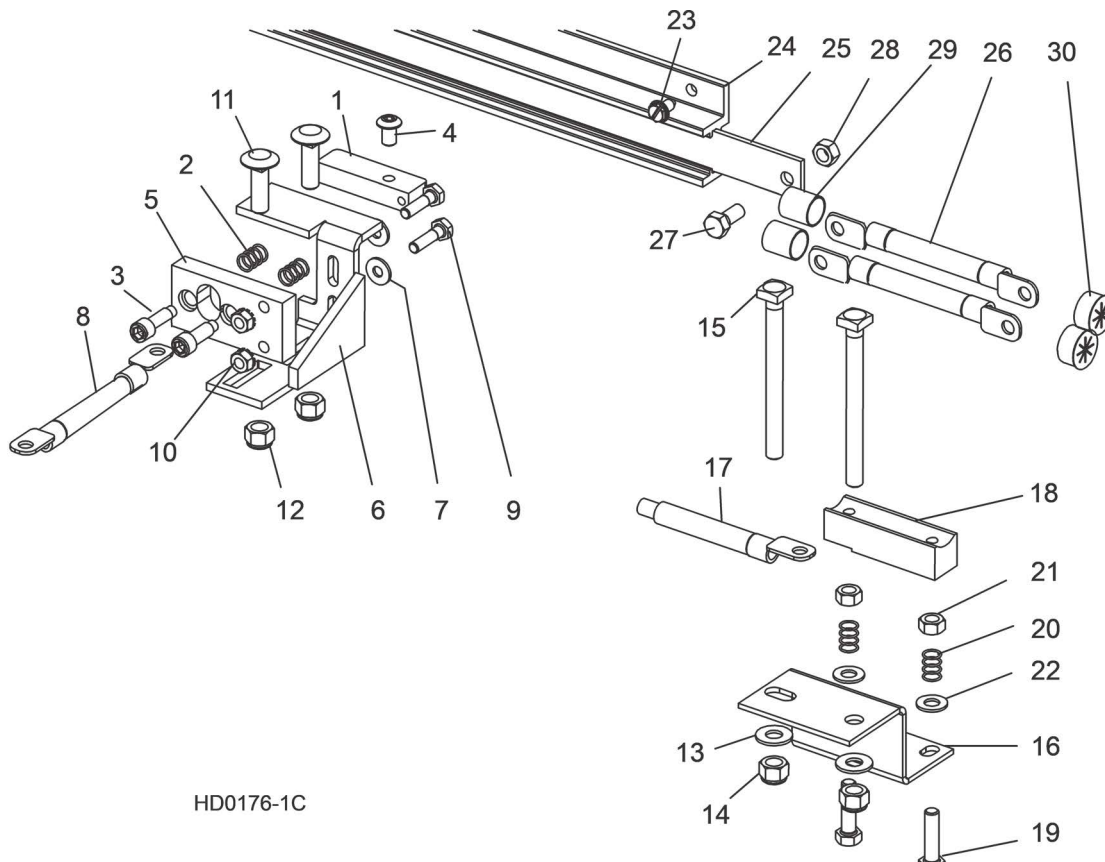
12.6 Hydraulic Control Box (575V AC)

LT60/70Rev. B3.02 - B4.04

REF	PART #	DESCRIPTION	COMMENTS	QTY.
	050277	CONTROL ASSEMBLY, LT70 E25-C HYDRAULIC	No longer available for sawmills Rev. B4.05 and later.	1
	050901	CONTROL ASSEMBLY, LT70 E25-C REMOTE HYDRAULIC		1
1	050302	Box Weldment, Hydraulic AC Control		1
2	050307	Door Weldment, Hydraulic AC Control Box		1
3	F05004-196	Screw, #10-24 x 1/2" Socket Button Head Stainless		6
4	F05011-18	Washer, #10 SAE Flat		4
5	F05010-14	Nut, #10-24 Self-Locking Hex		6
6	051978	Latch, Door		1
7	050883-1	Switch, Red/Yellow Disconnect 6mm		1
8	051948	Decal, Electrical Hazard 2 Places		1
9	E22721	Connector, 1/2" Liquid-Tite Straight		1
10	051750	Connector, 1/2" Liquid-Tite Swivel		3
11	F05006-113	Stud, 5/16-18 x 1 1/4" Type CH Clinch		4
12	050306	Plate, LT70 AC Hydraulic Control Insert		1
13	F05011-17	Washer, 5/16" SAE Flat		8
14	F05010-20	Nut, 5/16-18 Self-Locking Hex		8
15	024474-6	Rail, 35mm x 7.5mm x 6" Steel DIN		2
16	F05004-186	Screw, #10-24 x 1/2" Phillips Head		4
17	E22707	Clamp, Plastic DIN Rail		8
18	050345	Fuse Block, 30A 600V 3P Class J		1
19	E22715	Fuse, 8A 600V Class J		3
20	050332	Contact, 18A 3P 12VDC Coil		1
21	050903-1	Disconnect, 40A 3P Non-Fused 6mm		1

REF	PART #	DESCRIPTION	COMMENTS	QTY.
22	050882-1	Shaft, Disconnect Extension 6mm		1
23	E22700	Socket, 11-Pin Relay		1
24	050314	Relay, .1-10s 12VDC Coil Timer Off Delay		1
25	050967	Strap, Timer Relay Retaining		1
26	F04203-5	Rivet, 1/8" x 1/2" STI SS48D Pop		2
27	F05010-41	Nut, #8-32 Self-Locking Hex		2
28	025187	Wire Assembly, 10" Ground		1

12.7 Hydraulic Power Supply Strip (DC Only)



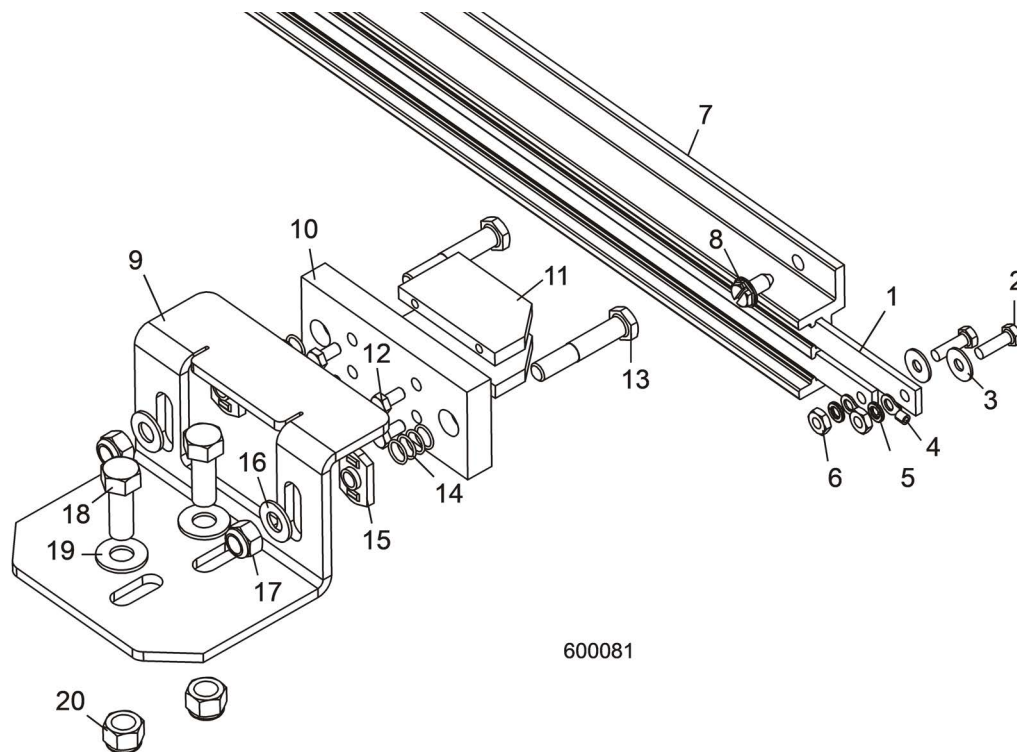
HD0176-1C

REF	PART #	DESCRIPTION	COMMENTS	QTY.
	010103	CONTACT ASSEMBLY, HYDRAULIC POWER SUPPLY (POSITIVE)		1
	007716	Contact Kit, 97+ Hydraulic Power Supply Positive		1
1	015253	Contact, Hydraulic Power Supply (Positive)	Available in assemblies only.	1
2	P10077	Spring, Positive Contact		2
3	F05006-143	Bolt, 5/16" X 3/4" Shoulder (1/4-20 Thread) Stainless		2
4	F05006-20	Bolt, 5/16-18 x 1/2" Socket Button Head		1
5	S10072	Insulator, Positive Contact		1
6	015324	Bracket, Positive Contact Mounting		1
7	F05011-11	Washer, 1/4" SAE Flat		2
8	R01971	Cable, #1 Weld	Available in assemblies only.	1.17 Ft
9	F05092-16	Terminal, 5/16" Ring #2 Gauge		2
10	F05005-38	Bolt, 1/4-20 X 1" Hex Head Grade 2		2
11	F05010-9	Nut, 1/4-20 Hex Self-Locking		2
12	F05007-11	Bolt, 3/8-16 X 1 1/4" Carriage Head		2
13	F05010-10	Nut, 3/8-16 Hex Nylon Lock		2
	017948	CONTACT KIT, HYDRAULIC POWER SUPPLY (GROUND)		1
14	F05011-3	Washer, 3/8" SAE Flat		2
15	F05010-10	Nut, 3/8-16 Hex Nylon Lock		2

REF	PART #	DESCRIPTION	COMMENTS	QTY.
16	F05007-175	Bolt, 3/8-16 X 4" Square Head		2
17	017949	Bracket, Ground Contact Mounting		1
18	036306	Cable Assy, Hydraulic Negative Contact (Ground) #1 Weld		1
	R01971	Cable, #1 Weld	Available in assemblies only.	2.2 Ft
19	F05092-16	Terminal, 5/16" Ring #2 Gauge		2
	007717	Contact Kit, Hydraulic Power Supply Ground		1
20	015264	Contact, Hydraulic Power Supply (Ground)	Available in assemblies only.	1
21	F05006-93	Bolt, 5/16-18 X 1 1/4" Hex Head Full Thread Grade 5		2
22	P10077	Spring, Ground Contact		2
23	F05010-17	Nut, 5/16-18 Hex		2
24	F05011-17	Washer, 5/16" SAE Flat		2
	017860	STRIP ASSEMBLY, LT70HD REMOTE DC		1
25	F05015-1	Screw, 1/4-20 X 1/2" Slotted Hex Head		8
26	017858	Housing, LT70HD Remote DC Contact Strip		1
	N/A	Strip, LT70HD Remote DC Contact w/Cables		1
27	017859	Strip, LT70HD Remote DC Contact		1
	052156	Cable Assembly, LT70HD-R Contact Strip		2
	R01971	Cable, #1 Weld	Available in assemblies only.	5.34 Ft
28	F05092-16	Terminal, 5/16" Ring #2 Gauge		2
29	F05006-45	Bolt, 5/16-18 X 3/4" Hex Head Black Nylon		1
30	F05010-86	Nut, 5/16-18 Hex Black Nylon		1
31	F05006-5	Bolt, 5/16-18 x 3/4" Hex Head		1
32	F05010-17	Nut, 5/16-18 Hex		1

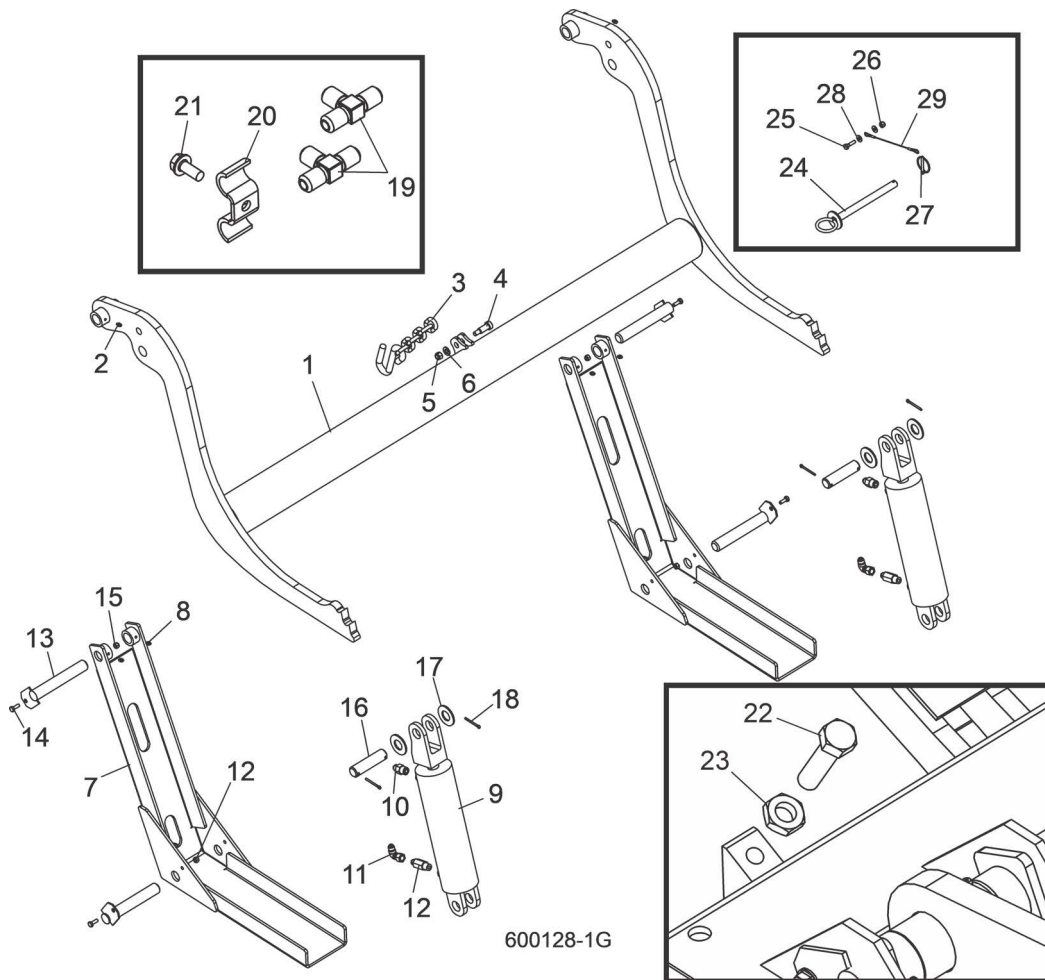
12.8 Hydraulic Power Supply Strip (575V AC Only)

70HDRRev. B3.02 - B4.04



REF	PART #	DESCRIPTION	COMMENTS	QTY.
	034867	STRIP ASSEMBLY, HYDRAULIC POWER SUPPLY (AC)		1
1	034866	Strip, AC Hydraulic Power Supply		2
2	F05004-152	Bolt, #10-32 x 5/8" Hex Head		2
3	042867	Washer, #10 Brass		2
4	F05092-9	Terminal, #10 14-16 Gauge Ring NI Loose		2
5	F05011-20	Washer, #10 Split Lock		1
6	F05010-27	Nut, #10-32 Hex		2
7	044015	Housing, AC Hydraulic Power Supply		1
8	F05015-1	Bolt, 1/4-20 x 1/2" Self-Tapping Hex Head		8
	034880	CONTACT, HYDRAULIC POWER SUPPLY (AC)		1
9	034879	Bracket, Contact Mounting		1
10	034874	Block, AC Contact Insulating		1
11	034869	Block, AC Contact		2
12	F05004-60	Bolt, #10-32 x 1/2" Hex Head		4
13	F05009-70	Bolt, 5/16-18 x 1 3/4" Hex Head		2
14	P10077	Spring, .42" x .59" x .042" Compression		2
15	F05010-179	Nut, 5/16-18 Stainless Steel Weld		2
16	F05011-17	Washer, 5/16" SAE Flat		2
17	F05010-58	Nut, 5/16-18 Hex Nylon Lock		2
18	F05007-7	Bolt, 3/8-16 x 1" Hex Head		2
19	F05011-3	Washer, 3/8" SAE Flat		2
20	F05010-10	Nut, 3/8-16 Hex Nylon Lock		2

12.9 Hydraulic Log Loader

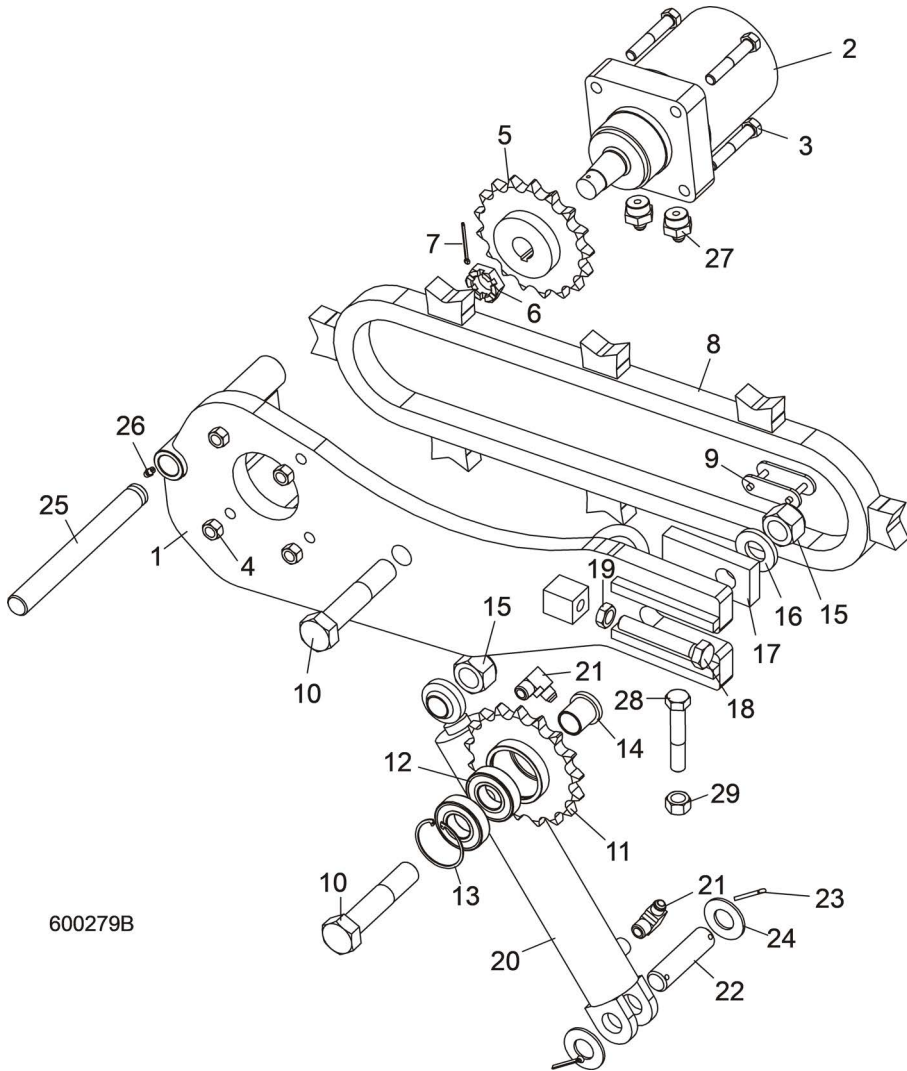


REF	PART #	DESCRIPTION	COMMENTS	QTY.
	034539	LOADER ASSEMBLY, HYDRAULIC LOG		1
	036416	Arm Assembly, Hydraulic Log Loading		1
1	110372	Arm Weldment, Log Loading		1
2	P04107	Fitting, 3/16" Grease		2
3	110472	Chain, 12-1/2 Inch Safety		1
4	F05008-146	Bolt, 1/2 x 1 Shoulder Socket		1
5	F05010-10	Nut, 3/8-16 Hex Nyloc		1
6	F05011-3	Washer, 3/8 Flat SAE		1
7	W09444	Channel, Hydraulic Log Loading Foot		2
8	P04107	Fitting, 3/16" Grease		4
	038735	Cylinder Assembly, Hydraulic Log Loader		2
9	042754	Cylinder, 8" X 3" Hydraulic (3/8" NPT Ports)		1
	P12956	Seal Kit, 8" x 3" Hydraulic Cylinder		1
10	016819	Fitting, 3/8" NPT x 3/8" JIC Male Connector		1
11	042756	Fitting, 3/8" JIC 90° Swivel Elbow		1
12	038734	Fitting, 3/8NPT 6.5GPM Velocity Fuse		1
13	W09446	Pin, Loading Arm Mount		4
14	F05005-1	Bolt, 1/4-20 x 3/4" Hex Head Full Thread		4

1 **Bed Hydraulic System**
Hydraulic Log Loader

REF	PART #	DESCRIPTION	COMMENTS	QTY.
15	F05010-69	Nut, 1/4-20 Hex Lock		4
16	S09251	Pin, Loading Arm Cylinder Mount		2
17	F05011-28	Washer, 1" SAE Flat		4
18	F05012-23	Pin, 3/16" X 1 1/2" Cotter		4
19	015487	Fitting, 3/8" JIC Union 'T'		1
20	016041	Clamp, 3/8" Hydraulic Hose		6
21	F05006-102	Bolt, 5/16-18 X 3/4" Hex Head Grade 5		6
22	F05008-7	BOLT, 1/2-13 X 3" HEX HEAD FULL THREAD GRADE 5		2
23	F05010-31	NUT, 1/2-13 JAM		2
	074208	ARM LOCK ASSEMBLY, LT70 WIDE LOADING (LT70 WIDE HEAD ONLY)	Removed (2) 074163 Loading Arm Lock Plates, (2) F05005-101 Bolts and (2) F05010-69 Nuts and moved location of lock pin to pass through hole in loading arm (LT70 Rev. B6.13/LT70Super Rev. A5.03).	1
24	036692	Pin Weldment, Arm Support		1
25	F05005-101	Bolt, 1/4-20 x 1" Hex Head Grade 5		1
26	F05010-69	Nut, 1/4-20 Nylock		1
27	017604	Pin, Lynch 3/16" w/Chain		1
28	F05011-11	Washer, 1/4" SAE Flat		2
29	016090	Cable, 3/32" Dia. Board Return		1
	074207	LINK, 1/2" THEADED CHAIN QUICK (LT70 WIDE HEAD ONLY)		1

12.10 Hydraulic Log Turner



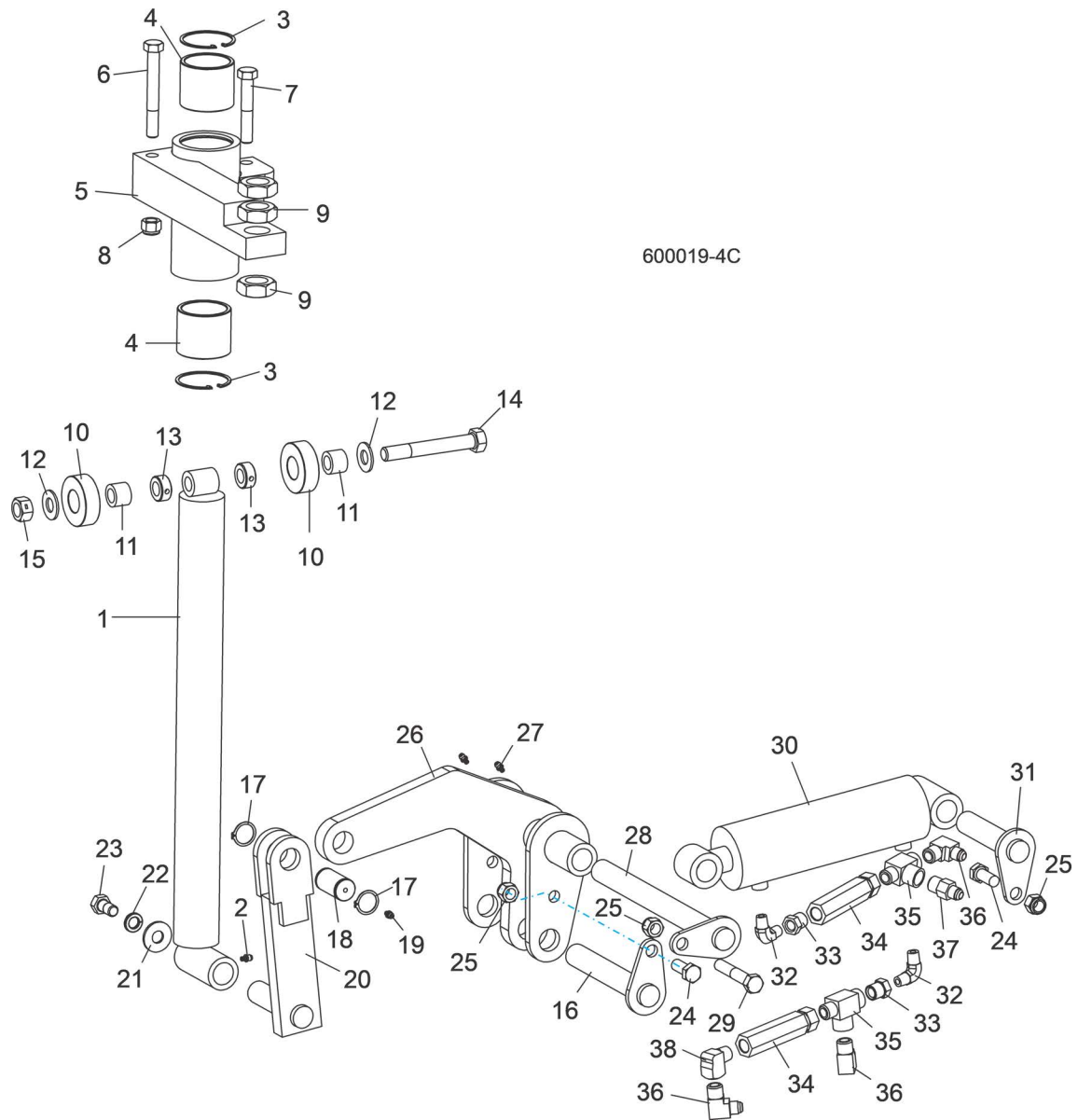
REF	PART #	DESCRIPTION	COMMENTS	QTY.
	006095	ARM ASSEMBLY, HYDRAULIC LOG TURNER		1
1	006471	Arm Weldment, Hydraulic Log Turner		1
2	007331	Motor, Hydraulic Log Turner		1
	061427	Kit, Seal Rebuild		1
3	F05008-23	Bolt, 1/2-13 x 3" Hex Head Grade 5		4
4	F05010-3	Nut, 1/2-13 Hex Lock		4
5	042192	Sprocket Weldment, Log Turner Drive		1
6	018741-2	Nut, Hydraulic Motor Castle		1
7	F05012-43	Pin, 1/8" x 1 3/4" Cotter		1
8	006097	Chain Weldment, Log Turner		1
9	016796	Link, #2080H Master		1
10	F05004-132	Bolt, 1-8 x 5" Hex Head Grade 8		2
	042193	Sprocket Assembly, Idler		1
11	042191	Sprocket Weldment, Idler		1
12	P11035	Bearing, 6206 25 Idler		2
13	F04254-12	Ring, 62mm #472 DIN Inside Retaining		1

1 Bed Hydraulic System

Hydraulic Log Turner

REF	PART #	DESCRIPTION	COMMENTS	QTY.
14	042187	Spacer, Idler Sprocket		2
15	F05010-109	Nut, 1-8 Hex Lock		2
16	038749	Washer, 1" ID x 2" OD x 1/4"		1
17	042188	Plate, Log Turner Chain Tensioner		1
18	F05009-31	Bolt, 5/8-11 x 4" Hex Head Full Thread Grade 5		1
19	F05010-82	Nut, 5/8-11 Hex Jam		1
20	128113	Cylinder, 2" x 10" Welded Rod End Hydraulic	128113 replaced 034267 per ECN 37500 on 6/24/2020. Cylinder may have a vendor # of either 322009 or 322896. The 322009 uses seal kit # 061364; 322896 uses seal kit # 128258.	1
21	016820	Fitting, 3/8" NPT x 3/8" JIC 90° Elbow		2
22	S09251	Pin, 1" x 3.88"		1
23	F05012-23	Pin, 3/16" x 1 1/2" Cotter		2
24	F05011-28	Washer, 1" SAE Flat		2
25	006722	Rod, Grooved Turner Mount		1
26	P05060	Fitting, 1/4-28 Grease		1
27	017640	Fitting, #10 SAE x 3/8" JIC Straight		2
28	F05009-16	BOLT, 5/8-18 X 3 1/2" HEX HEAD BOLT FULL THREAD		1
29	F05010-50	NUT, 5/8-18 HEX		1

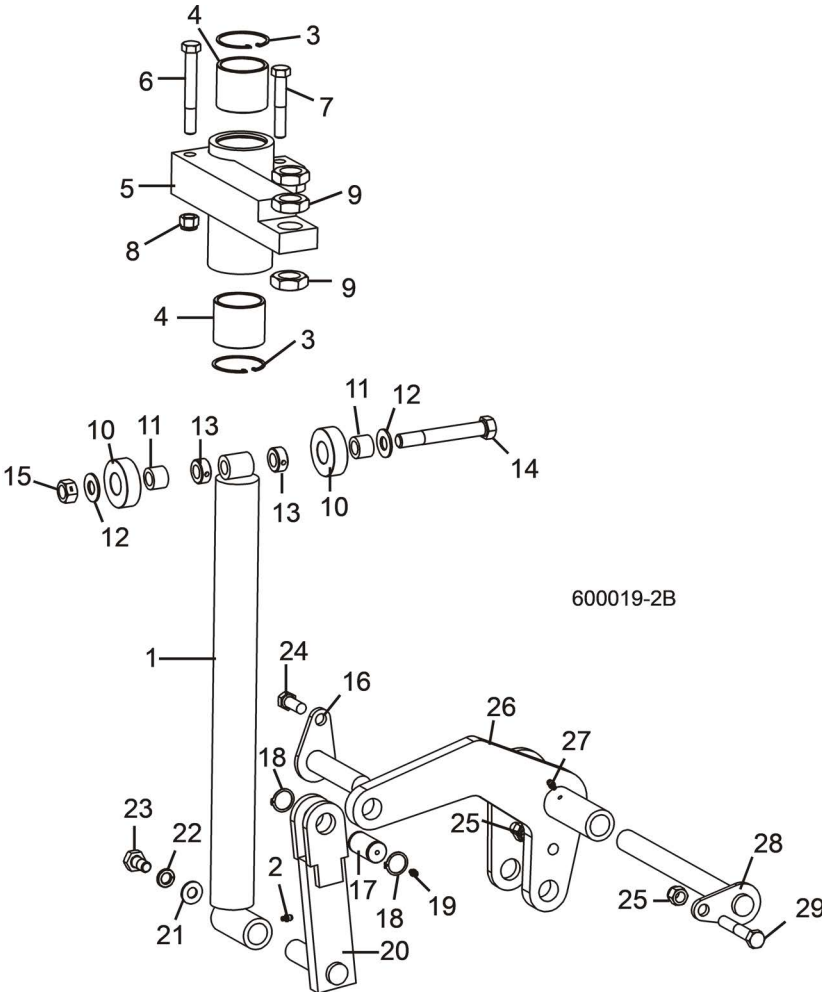
12.11 Hydraulic Log Side Supports (Front)



REF	PART #	DESCRIPTION	COMMENTS	QTY.
	034732	SUPPORT ASSEMBLY, VERTICAL HYDRAULIC SIDE		1
1	034704	Rod Weldment, Vertical Side Support		1
2	P04107	Fitting, 3/16" Straight Grease		1
3	F04254-12	Ring, 62mm Din #472 Inside Retaining		2
4	042262	Bushing, Side Support		2
5	034703	Mount Weldment, Vertical Side Support		1
6	F05008-78	Bolt, 1/2-13 x 4" Hex Head Grade 5		1
7	F05008-23	Bolt, 1/2-13 x 3" Hex Head Grade 5		1
8	F05010-8	Nut, 1/2-13 Hex Nylon Lock		2
9	F05010-118	Nut, 1-14 Hex Jam		3
	034733	Roller Kit, Side Support		1
10	016561	Roller, Side Support		2
11	016560	Bushing, 5/8" x 1" x 3/4" Bronze		2

REF	PART #	DESCRIPTION	COMMENTS	QTY.
12	F05011-5	Washer, 5/8" SAE Flat		2
13	P05035	Collar, 5/8" Lock		2
14	F05009-10	Bolt, 5/8-11 x 4 1/2" Hex Head Grade 5		1
15	F05010-4	Nut, 5/8-11 Hex Lock		1
16	106880	PIN WELDMENT, 6-5/16" PIVOT	106880 replaces 034727 5 1/4" Pin Weldment and 106868 replaces 034715 Lift Weldment to improve access to adjustment nuts (LT50 Rev. A5.22LT70 Rev. B6.13/LT70Super Rev. A5.03).	1
	036053	Pin Assembly, Side Support Pivot		1
17	F04254-15	Ring, 1" 3100-100 Outside Retaining		2
18	034718	Pin, Grooved Pivot	Available in assemblies only.	1
19	P04107	Fitting, 3/16" Straight Grease		1
20	034711	PUSHER WELDMENT, LOWER SIDE SUPPORT		1
21	F05011-52	WASHER, 9/16" SAE FLAT		1
22	F05011-9	WASHER, 1/2" SPLIT LOCK		1
23	F05008-50	BOLT, 1/2-13 X 1" HEX HEAD		1
24	F05008-37	BOLT, 1/2"-13 X 1 1/4" HEX HEAD GRADE 5		2
25	F05010-8	NUT, 1/2-13 HEX NYLON LOCK		3
26	106868 ¹	ARM WELDMENT, SIDE SUPPORT FRONT LIFT		1
27	P04107	FITTING, 3/16" STRAIGHT GREASE		2
28	034728	PIN WELDMENT, 10 7/8" PIVOT		1
29	F05008-23	BOLT, 1/2-13 X 3" HEX HEAD GRADE 5		1
30	034736	CYLINDER, 2 1/2" X 6" X 1/4" NPT PORT HYDRAULIC		1
31	034726	PIN WELDMENT, 4 3/8" PIVOT		1
32	P09140	Fitting, 1/4" NPT Male Pipe Elbow		2
33	015490	Fitting, 3/8" NPT x 1/4" NPT Reducer		2
34	015484	valve, Side Support Sequence		2
35	016822	Fitting, 3/8" NPT Male Run Tee		2
36	016820	Fitting, 3/8" NpT x 3/8" JIC Elbow		3
37	016819	Fitting, 3/8" NPT x 3/8" JIC Connector		1
38	P05759	Fitting, 3/8" NPT Street Elbow		1

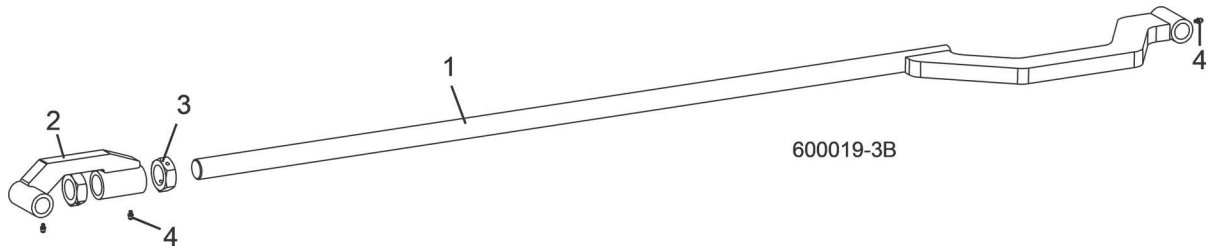
12.12 Hydraulic Log Side Supports (Rear)



REF	PART #	DESCRIPTION	COMMENTS	QTY.
	034732	SUPPORT ASSEMBLY, VERTICAL HYDRAULIC SIDE		1
1	034704	Rod Weldment, Vertical Side Support		1
2	P04107	Fitting, 3/16" Straight Grease		1
3	F04254-12	Ring, 62mm Din #472 Inside Retaining		2
4	042262	Bushing, Side Support		2
5	034703	Mount Weldment, Vertical Side Support		1
6	F05008-78	Bolt, 1/2-13 x 4" Hex Head Grade 5		1
7	F05008-23	Bolt, 1/2-13 x 3" Hex Head Grade 5		1
8	F05010-8	Nut, 1/2-13 Hex Nylon Lock		2
9	F05010-118	Nut, 1-14 Hex Jam		3
	034733	Roller Kit, Side Support		1
10	016561	Roller, Side Support		2
11	016560	Bushing, 5/8" x 1" x 3/4" Bronze		2
12	F05011-5	Washer, 5/8" SAE Flat		2
13	P05035	Collar, 5/8" Lock		2
14	F05009-10	Bolt, 5/8-11 x 4 1/2" Hex Head Grade 5		1
15	F05010-4	Nut, 5/8-11 Hex Lock		1

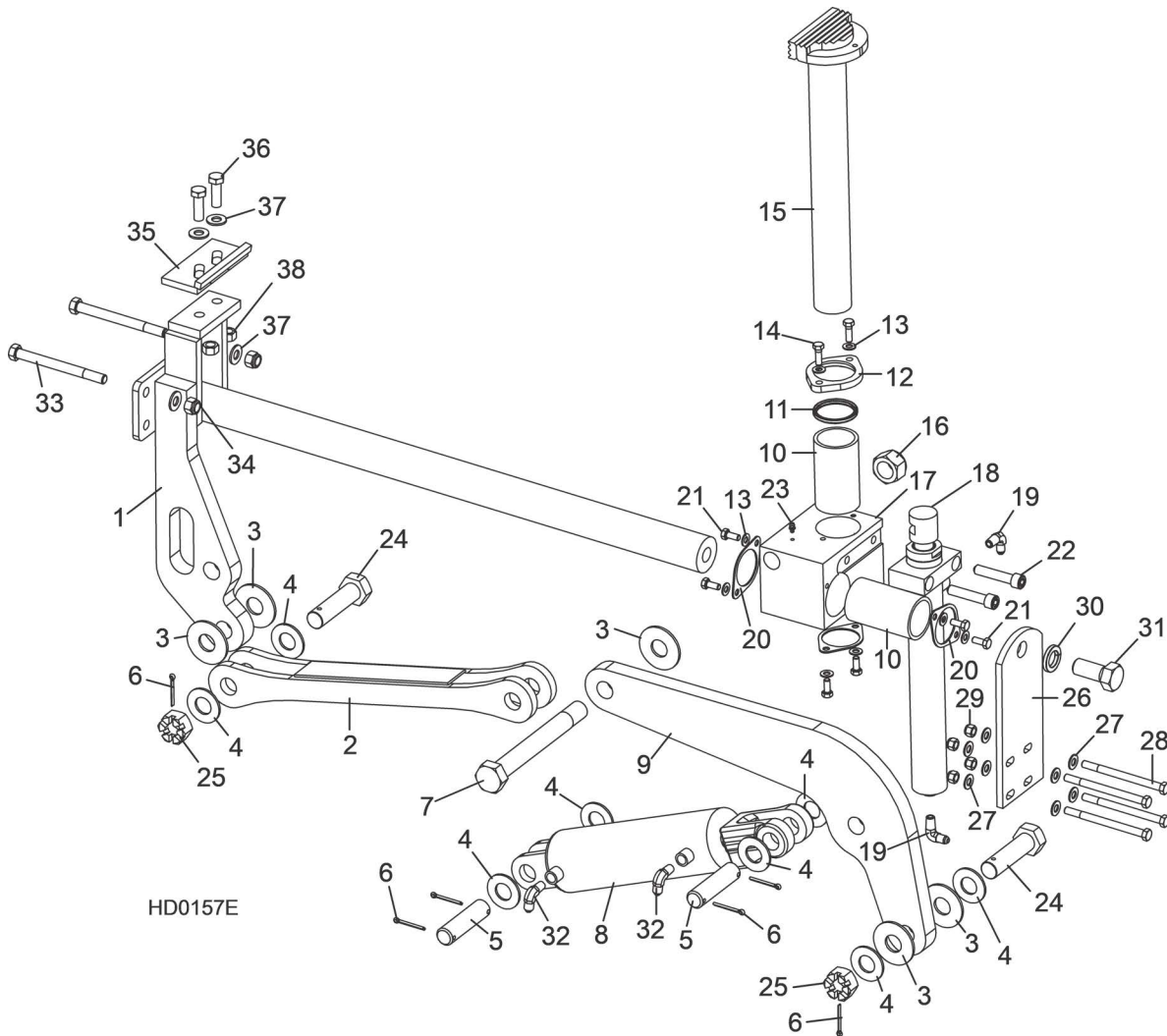
REF	PART #	DESCRIPTION	COMMENTS	QTY.
16	034726	PIN WELDMENT, 4 3/8" PIVOT		1
	036053	PIN ASSEMBLY, SIDE SUPPORT PIVOT		1
17	034718	Pin, Grooved Pivot	Available in assemblies only.	1
18	F04254-15	Ring, 1" 3100-100 Outside Retaining		2
19	P04107	Fitting, 3/16" Straight Grease		1
20	034711	PUSHER WELDMENT, LOWER SIDE SUPPORT		1
21	F05011-52	WASHER, 9/16" SAE FLAT		1
22	F05011-9	WASHER, 1/2" SPLIT LOCK		1
23	F05008-50	BOLT, 1/2-13 X 1" HEX HEAD		1
24	F05008-37	BOLT, 1/2"-13 X 1 1/4" HEX HEAD GRADE 5		2
25	F05010-8	NUT, 1/2-13 HEX NYLON LOCK		2
26	034716	ARM WELDMENT, VERTICAL SIDE SUPPORT REAR LIFT		1
27	P04107	FITTING, 3/16" STRAIGHT GREASE		1
28	034728	PIN WELDMENT, 10 7/8" PIVOT		1
29	F05008-23	BOLT, 1/2-13 X 3" HEX HEAD GRADE 5		1

12.13 Hydraulic Log Side Supports (Link)



REF	PART #	DESCRIPTION	COMMENTS	QTY.
1	034725	ROD WELDMENT, SIDE SUPPORT LINK		1
2	106869	ARM WELDMENT, SIDE SUPPORT LINK	Replaces 034724 Link Arm Weldment to improve access to adjustment nuts (LT50 Rev. A5.22/LT70 Rev. B6.13/LT70Super Rev. A5.03).	1
3	F05010-100	NUT, 1 1/4"-12 HEX JAM		2
4	P04107	FITTING, 3/16" STRAIGHT GREASE		3

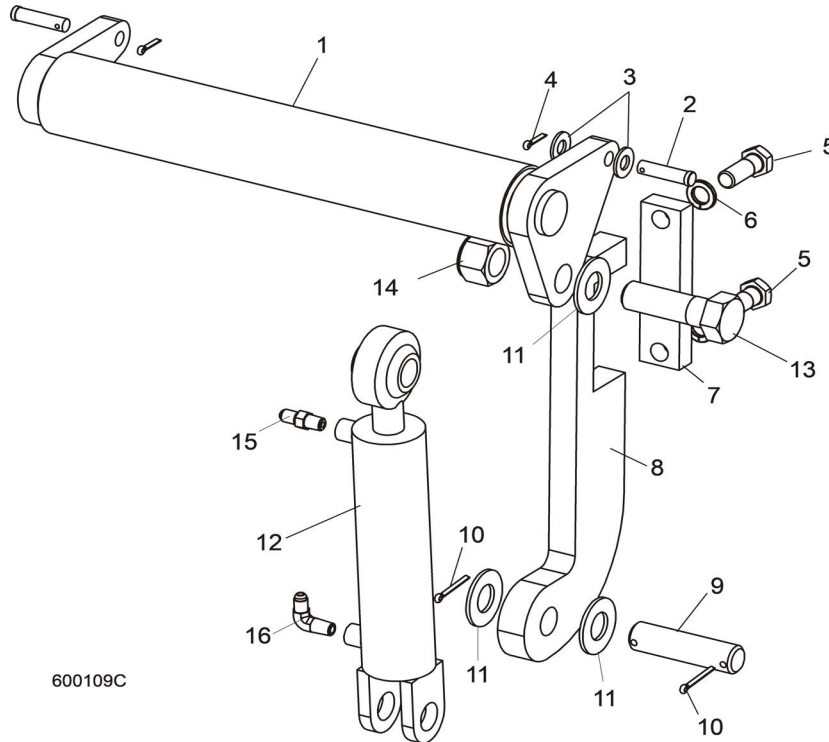
12.14 Hydraulic Log Clamp



REF	PART #	DESCRIPTION	COMMENTS	QTY.
	017264	CLAMP ASSEMBLY, HYDRAULIC 2-PLANE		1
1	017265	Mount Weldment, Hydraulic Clamp Slide		1
2	017267	Link Weldment, Hydraulic Clamp		1
3	015057	Washer, 1/8" x 2 1/2" Hardened		5
4	F05011-28	Washer, 1" SAE Flat		8
5	S09251	Pin, 1" x 3.88"		2
6	F05012-23	Pin, 3/16" x 1 1/2" Cotter		6
7	015049	Bolt, 1-14 x 8 1/2" Hex Head Grade 8		1
8	017275	Cylinder, 3" x 7" Hydraulic		1
	061365	Seal kit for Bailey Cyl. 017275		
	P12956	Seal Kit, Hydraulic Cylinder	P129956 used for J-D Cyl. (Identify by notched gland retaining nut)	1
9	017274	Arm, Clamp Pivot		1
10	015088	Bushing, Clamp Slide		2
	017271	Wiper Assembly, Vertical Clamp Rod		1
11	017273	Wiper, Vertical Clamp Rod		1
12	017272	Flange, Vertical Clamp Rod Wiper		1

REF	PART #	DESCRIPTION	COMMENTS	QTY.
13	F05011-17	Washer, 5/16" SAE Flat		8
14	F05006-1	Bolt, 5/16-18 x 1" Hex Head		2
15	015043	Clamp Weldment, Vertical		1
16	F05010-141	Nut, 1-14 Nylon Lock		1
17	017270	Block, Hydraulic Clamp Slide		1
18	015050	Cylinder Weldment, Vertical Clamp Hydraulic		1
	061435	Seal kit for 1" Bailey Cyl. 015050	Used on Bailey Cyl. after 8/19	1
	016204	Seal Kit, Hydraulic Cylinder		1
	016204-1009	Instruction Sheet, Vertical Clamp Seal Replacement		1
19	074543	Fitting, 4SAE-4JIC 90° Elbow	Fitting, 1/4" NPT x 1/4" JIC Elbow P09142 was replace with 074543 as of 11/6/2020, per ECN 37711.	2
20	017242	Retainer, Clamp Bushing		3
21	F05006-5	Bolt, 5/16-18 x 3/4" Hex Head		6
22	F05008-39	Bolt, 1/2-13 x 2 1/2" Socket Head		2
23	P04107	Fitting, 3/16" Straight Grease		1
24	015072	Bolt, 1-14 x 3 3/4" Hex Head Grade 8 w/Hole		2
25	F05010-163	Nut, 1-14 Slotted Hex		2
26	015068	Plate, Log Clamp Mount		1
27	F05011-3	Washer, 3/8" SAE Flat		8
28	F05007-5	Bolt, 3/8-16 x 5" Hex Head		4
29	F05010-10	Nut, 3/8-16 Hex Nylon Lock		4
30	F05011-46	Washer, 7/8" Split Lock		1
31	F05014-2	Bolt, 7/8-14 x 2" Hex Head Grade 5		1
32	015491	Fitting, 1/4" NPT - 3/8" JIC Elbow		2
33	F05008-28	Bolt, 1/2-13 x 5 1/2" Hex Head Grade 5		2
34	F05010-8	Nut, 1/2-13 Hex Nylon Lock		2
	K09485	Clamp Stop Kit, Hydraulic Log		1
35	W09404	Plate, Clamp Stop		1
36	F05008-33	Bolt, 1/2-13 X 1 1/2" Hex Head Grade 5		2
37	F05011-2	Washer, 1/2" SAE Flat		2
38	F05010-3	Nut, 1/2-13 Hex Lock		2

12.15 Hydraulic Toe Board



600109C

REF	PART #	DESCRIPTION	COMMENTS	QTY.
1	074842	TOE BOARD ASSEMBLY, HYDRAULIC		2
2	F05012-82	PIN, 1/2-1 3/4 CLEVIS		4
3	F05011-2	WASHER, 1/2" SAE FLAT		4
4	F05012-3	PIN, 1/8 X 3/4" COTTER		4
5	F05009-33	BOLT, 5/8-11 X 1 3/4" HEX HEAD		4
6	F05011-27	WASHER, 5/8" SPLIT LOCK		4
7	S13023	PLATE, HYDRAULIC TOEBOARD MOUNT		2
8	S13022	BRACKET, HYDRAULIC TOEBOARD MOUNT		2
9	S09251	PIN, CYLINDER MOUNT		2
10	F05012-23	PIN, 3/16" X 1 1/2" COTTER		4
11	F05011-28	WASHER, 1" SAE FLAT		6
12	014482	CYLINDER, 1 1/2" X 6" HYDRAULIC TOE BOARD		2
	014547	Seal Kit, 1 1/2" x 6" Hydraulic Cylinder		1
13	F05009-51	BOLT, 1-8 X 3 1/4" HEX HEAD GRADE 5		2
14	F05010-109	NUT, 1-8 HEX NYLON LOCK		2
15	P09143	FITTING, 1/4" NPT X 1/4" JIC MALE		2
16	P09142	FITTING, 1/4" NPT X 1/4" JIC MALE ELBOW		2

SECTION 13 ACCESSORIES

LT70HD/LT70HD Wireless

REF	PART #	DESCRIPTION	COMMENTS	QTY.
	M1337	LATHE-MIZER (SEE MANUAL)		
	M1308	LATHE-MIZER TENON KIT (SEE MANUAL)		
	M1120	LOG DECK (SEE MANUAL)		
	M903	SHINGLE LAP SIDER (SEE MANUAL)		

REF	PART #	DESCRIPTION	COMMENTS	QTY.
	M1120	LOG DECK (SEE MANUAL)		

REF	PART #	DESCRIPTION	COMMENTS	QTY.
	M1120	LOG DECK (SEE MANUAL)		

REF	PART #	DESCRIPTION	COMMENTS	QTY.
	M1121	INCLINE CONVEYOR (REQUIRES IC2/5-INSTALL) (SEE MANUAL)		
	M1337	LATHE-MIZER (SEE MANUAL)		
	M1308	LATHE-MIZER TENON KIT (SEE MANUAL)		
	M1120	LOG DECK (SEE MANUAL)		
	M903	SHINGLE LAP SIDER (SEE MANUAL)		

SECTION 14 TRAILERS

REF	PART #	DESCRIPTION	COMMENTS	QTY.
	M1114	ELECTRIC BRAKE (CLASS IV FOR DIESEL ONLY) (SEE MANUAL)		

REF	PART #	DESCRIPTION	COMMENTS	QTY.
	M1711	ELECTRIC BRAKE (CLASS IV FOR DIESEL ONLY) (SEE MANUAL)		

REF	PART #	DESCRIPTION	COMMENTS	QTY.
	M1114	ELECTRIC BRAKE (CLASS IV FOR DIESEL ONLY) (SEE MANUAL)		
	M797	SUPER ELECTRIC BRAKE TRAILER OPTION (SEE MANUAL)		
	M795	SUPER SURGE BRAKE TRAILER OPTION (SEE MANUAL)		

LT70HD/LT70HD Wireless

REF	PART #	DESCRIPTION	COMMENTS	QTY.
	M1114	ELECTRIC BRAKE (CLASS IV FOR DIESEL ONLY) (SEE MANUAL)		
	M797	SUPER ELECTRIC BRAKE TRAILER OPTION (SEE MANUAL)		
	M795	SUPER SURGE BRAKE TRAILER OPTION (SEE MANUAL)		

SECTION 15 MISCELLANEOUS

15.1 Replacement Manuals

A

autoclutch assembly 6, 8

B

battery box 13

bed rails

front/rear 1

middle front 3

middle rear 4

pivot 8, 9

belt tensioner 2

blade guide arm

drive 8

blade guides

drive side 2

idle side 1

throat screw 1

blade tensioner 7, 9, 12

blade wheels

drive side 1

idle side 3

board return 10

board return table 7

brake assembly 4

C

control box 1, 3, 5, 7, 8

circuit breakers 10

drum switches 9

front panel & harnesses 11

covers

blade housing 15

D

debarker

blade housing 17, 18

complete assembly 1, 2

cutter head (AC) 11, 15

cutter head (DC) 11, 12, 14

frame assembly 3, 5

in/out motor 7, 9

spring arm 19

debarker wire box/hole plugs 18

decals

frame 13, 14

saw head 13, 14

E

engine options 1

F

feed chain 5

fuse box 15

H

hydraulic

- control box (230/460V AC) 9
- control box (575V AC) 10
- hoses 1
- log clamp 24
- log loader 15
- log turner 17
- power strip 12
- power strip (AC) 14
- power strip (DC) 12
- pump box (230/460V AC) 5
- pump box (575V AC) 7
- pump box (DC) 2
- side supports 19
- side supports (link) 23
- side supports (rear) 21
- toe board 26

M

- manuals 1

O

- options, accessories and trailers 1, 27, 1

- outfeed table option 15

P

- power feed 3

R

- rest pin 12

S

- sawdust chute 17

- side supports 10

T

- tensor de hoja 5

- track rollers

- lower 6

- upper 1

U

- up/down

- assist 7

- chain & sprockets 4

- drive 5

W

- water lube

- bottle/tray 11