

# Wood-Mizer<sup>®</sup> Sawmill

## Parts Manual

---

LT50HD

rev. A6.01

---

***Safety is our #1 concern!***

*Form #1299*



**WARNING! Read and understand this manual before using this machine.**

## California

### Proposition 65 Warning



**WARNING:** Breathing gas/diesel engine exhaust exposes you to chemicals known to the State of California to cause cancer and birth defects or other reproductive harm.

Always start and operate the engine in a well-ventilated area.  
If in an enclosed area, vent the exhaust to the outside.  
Do not modify or tamper with the exhaust system.  
Do not idle the engine except as necessary.

For more information go to [www.P65warnings.ca.gov](http://www.P65warnings.ca.gov).



**WARNING:** Drilling, sawing, sanding or machining wood products can expose you to wood dust, a substance known to the State of California to cause cancer. Avoid inhaling wood dust or use a dust mask or other safeguards for personal protection.

For more information go to [www.P65Warnings.ca.gov/wood](http://www.P65Warnings.ca.gov/wood).

### Active Patents assigned to Wood-Mizer, LLC

Wood-Mizer, LLC has received patents that protect our inventions which are a result of a dedication to research, innovation, development, and design. Learn more at: [woodmizer.com/patents](http://woodmizer.com/patents)

### ©2024 Wood-Mizer LLC

Printed in the United States of America, all rights reserved. No part of this manual may be reproduced in any form by any photographic, electronic, mechanical or other means or used in any information storage and retrieval system without written permission from

**Wood-Mizer, LLC**  
**8180 West 10th Street**  
**Indianapolis, Indiana 46214**

**SECTION 1 REPLACEMENT PARTS**

1.1 How To Use The Parts List..... 1-1  
     *To Order Parts* ..... 1-1  
 1.2 Sample Assembly..... 1-1  
 1.3 Torque Values..... 1-2

**SECTION 2 BLADE GUIDE ROLLERS & ARM**

2.1 Blade Guide Assembly, Idle Side ..... 2-1  
 2.2 Blade Guide Assembly, Drive Side ..... 2-4  
 2.3 Blade Guide Arm Drive Assembly ..... 2-7  
 2.4 Blade Guide Arm ..... 2-9

**SECTION 3 BLADE WHEELS & TENSIONER**

3.1 Blade Drive Assembly ..... 3-1  
 3.2 Idle Blade Wheel Assembly..... 3-3  
 3.3 Hydraulic Blade Tensioner Assembly ..... 3-4

**SECTION 4 SAW HEAD FRAME**

4.1 Middle Throat Screw ..... 4-1  
 4.2 Water Lube Solenoid Valve..... 4-2  
 4.3 Water Lube Assembly..... 4-3  
 4.4 Water Lube Assembly (Electric Only)..... 4-4  
 4.5 Clutch Pivot..... 4-6  
 4.6 Clutch Mount Assembly ..... 4-7  
 4.7 Brake Assembly ..... 4-8  
 4.8 Board Return Assembly ..... 4-9  
 4.9 Saw Head Decals ..... 4-11  
 4.10 Blade Housing Covers ..... 4-12  
 4.11 Drive Belt Covers ..... 4-13  
 4.12 Sawdust Chute ..... 4-14  
 4.13 Wire Box/Hole Plugs ..... 4-15

**SECTION 5 CONTROL & BATTERY BOXES**

5.1 Control Assembly (G38, D35/D47 International, E25, 2010-Present) . 5-1  
 5.2 Control Assembly, D35 (US Only)..... 5-3  
 5.3 Drum Switches ..... 5-5  
 5.4 Circuit Breakers ..... 5-6  
 5.5 Front Panel Assembly & Harnesses ..... 5-7  
 5.6 Front Panel Assembly & Harnesses (US Diesel Only)..... 5-9  
 5.7 Battery Box Assembly ..... 5-10  
 5.8 Fuse Box Assembly ..... 5-12

**SECTION 6 UP/DOWN SYSTEM**

6.1 Head Mount ..... 6-1  
 6.2 Blade Height & Quarter Scales..... 6-2  
 6.3 Up/Down Chain & Sprockets ..... 6-4  
 6.4 Up/Down Motor Assembly..... 6-5  
 6.5 Up/Down Drive Assembly..... 6-6

**SECTION 7 POWER FEED SYSTEM**

7.1 Upper Track Rollers And Wipers.....7-1  
 7.2 Power Feed Assembly .....7-2  
 7.3 Feed Chain/Stop and Taillight.....7-4  
 7.4 Lower Track Rollers.....7-5

**SECTION 8 BED FRAME ASSEMBLY**

8.1 Bed Rail Assembly, Front And Rear .....8-1  
 8.2 Bed Rail Assembly, Middle Front.....8-3  
 8.3 Bed Rail Assembly, Middle Rear .....8-4  
 8.4 Fine Adjustable Legs Overview .....8-5  
 8.5 FAO Outrigger, Front .....8-6  
 8.6 FAO Outrigger, Loading Side .....8-7  
 8.7 FAO Outrigger, Offset Leg .....8-8  
 8.8 FAO Outrigger, Rear .....8-9  
 8.9 Pivot Bed Rail Assembly .....8-10  
 8.10 Transport Safety Chain and Rest Pin.....8-11  
 8.11 Bed Frame Decals .....8-12  
 8.12 Board Return Table Assembly .....8-13  
 8.13 Board Outfeed Table (Optional).....8-14  
 9.14 Hydraulic Hoses .....9-1  
 9.15 Hydraulic Pump Box .....9-2  
 9.16 Hydraulic Power Supply Strip.....9-5  
 9.17 Hydraulic Log Loader .....9-7  
 9.18 Hydraulic Log Turner.....9-9  
 9.19 Hydraulic Log Side Supports (Front).....9-11  
 9.20 Hydraulic Log Side Supports (Rear).....9-13  
 9.21 Hydraulic Log Side Supports (Link).....9-15  
 9.22 Hydraulic Log Clamp - base .....9-16  
 9.23 Hydraulic Log Clamp - clamp .....9-17  
 9.24 Hydraulic Toe Board .....9-18

**SECTION 9 MISCELLANEOUS**

10.1 Replacement Manuals .....10-1



## SECTION 1 REPLACEMENT PARTS

### 1.1 How To Use The Parts List

- Use the table of contents to locate the assembly that contains the part you need.
- Go to the appropriate section and locate the part in the illustration.
- Use the number pointing to the part to locate the correct part number and description in the table.
- Parts shown indented under another part are included with that part.

#### *To Order Parts*

- From the continental US, call **1-800-525-8100** to order parts. Have your customer number, vehicle identification number, and part numbers ready when you call.
- From other international locations, contact the Wood-Mizer distributor in your area for parts.

### 1.2 Sample Assembly



REF	PART #	DESCRIPTION	COMMENTS	QTY.
	012345	SAMPLE ASSEMBLY, COMPLETE	INCLUDES ITEMS 1-6	1
1	F02222-22	Sample Part		1
2	F03333-33	Sample Part		2
	098765	Sample Subassembly	Includes items 3-6	1
3	S04444-44	Subassembly Sample Part		1
4	K55555	Subassembly Sample Part		1
	054321	Sample Sub-Subassembly	Includes items 5-6	2
5	022222	Sub-Subassembly Sample Part		1
6	F10234-56	Sub-Subassembly Sample Part		1

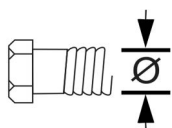
The Sample Assembly, Complete, part number 02345 (top level assembly) includes two parts (F0222-22 and F0333-33) and the 098765 subassembly.

Subassembly 098765 contains two parts(S04444-44 and K55555) and two copies of sub-subassembly 054321.

Each sub-subassembly 054321 contains two parts (022222 and F10234-56).

### 1.3 Torque Values

Grade		Units	SAE 5	SAE 8
Grade Mark				
Bolt Dia.	Threads Per In.	Units	SAE 5	SAE 8
6	32	in-lbs (Nm)	20 (2.3)	-
8	32	in-lbs (Nm)	24 (2.7)	30 (3.4)
10	24	in-lbs (Nm)	35 (4.0)	45 (5.1)
10	32	in-lbs (Nm)	40 (4.5)	50 (5.7)
12	24	in-lbs (Nm)	50 (5.7)	65 (7.3)
1/4	20	in-lbs (Nm)	95 (10.7)	125 (14.1)
1/4	28	in-lbs (Nm)	95 (10.7)	150 (17.0)
5/16	18	ft-lbs (Nm)	17 (22.6)	23 (31.2)
5/16	24	ft-lbs (Nm)	20 (27.1)	25 (33.8)
3/8	16	ft-lbs (Nm)	30 (40.7)	40 (54.2)
3/8	24	ft-lbs (Nm)	35 (47.5)	45 (61.0)
7/16	14	ft-lbs (Nm)	50 (67.8)	65 (88.1)
7/16	20	ft-lbs (Nm)	55 (74.6)	70 (94.9)
1/2	13	ft-lbs (Nm)	75 (101.7)	100 (135.6)
1/2	20	ft-lbs (Nm)	85 (115.3)	110 (149.2)
9/16	12	ft-lbs (Nm)	105 (142.4)	135 (183.1)
9/16	18	ft-lbs (Nm)	115 (155.9)	150 (203.4)
5/8	11	ft-lbs (Nm)	150 (203.4)	195 (264.4)
5/8	18	ft-lbs (Nm)	160 (217.0)	210 (284.8)
3/4	10	ft-lbs (Nm)	170 (230.5)	220 (298.3)
3/4	16	ft-lbs (Nm)	175 (237.3)	225 (305.1)
7/8	9	ft-lbs (Nm)	302 (409.5)	473 (640.9)
7/8	14	ft-lbs (Nm)	300 (406.8)	400 (542.4)
1	8	ft-lbs (Nm)	466 (631.8)	714 (967.4)



Metric Bolt Head Identification



**8.8**  
Metric Grade 8.8

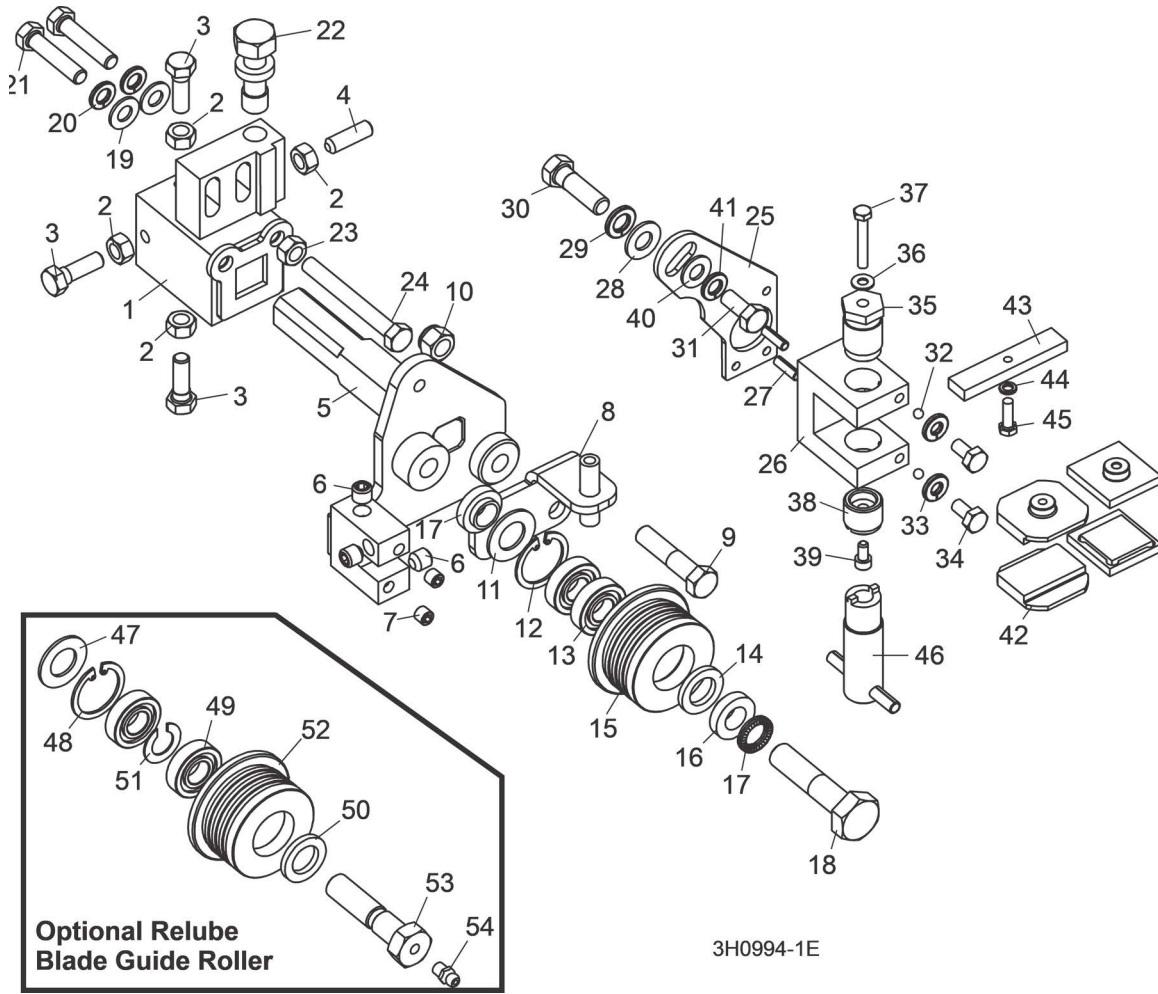


**10.9**  
Metric Grade 10.9

COARSE THREAD					FINE THREAD				Wrench Size	
Diameter & Thread Pitch	Metric 8.8		Metric 10.9		Diameter & Thread Pitch	Metric 8.8		Metric 10.9		
	N-m	lbs-ft	N-m	lbs-ft		N-m	lbs-ft	N-m		lbs-ft
6 x 1.0	8	6	11	8					10 mm	
8 x 1.25	20	15	27	20	8 x 1.0	21	16	29	22	13 mm
10 x 1.5	39	29	54	40	10 x 1.25	41	30	57	42	16 mm
12 x 1.75	68	50	94	70	12 x 1.25	75	55	103	76	18 mm
14 x 2.0	109	80	151	111	14 x 1.5	118	87	163	120	21 mm
16 x 2.0	169	125	234	173	16 x 1.5	181	133	250	184	24 mm
18 x 2.5	234	172	323	239	18 x 1.5	263	194	363	268	27 mm
20 x 2.5	330	244	457	337	20 x 1.5	367	270	507	374	30 mm
22 x 2.5	451	332	623	460	22 x 1.5	495	365	684	505	34 mm
24 x 3.0	571	421	790	583	24 x 2.0	623	459	861	635	36 mm
30 x 3.0	1175	867	1626	1199	30 x 2.0	1258	928	1740	1283	46 mm

## SECTION 2 BLADE GUIDE ROLLERS & ARM

### 2.1 Blade Guide Assembly, Idle Side



REF	PART #	DESCRIPTION	COMMENTS	QTY.
	003992	<b>GUIDE ASSEMBLY, IDLE SIDE BLADE ROLLER</b>		1
	003920	Block Assembly, Idle Side Blade Guide Mount		1
1	003921	Block Weldment, Blade Guide Mount	Available in assemblies only.	1
2	F05010-17	Nut, 5/16-18 Hex		4
3	F05006-88	Bolt, 5/16-18 x 1" Hex Head Stainless Steel		3
4	F05006-122	Screw, 5/16-18 x 1" Socket Head Flat Point Stainless Steel Set		1
5	003924	Shaft Weldment, Idle Side Guide		1
6	P30127	Fitting, 1/8" NPT Socket Pipe Plug		3
7	007734	Fitting, 1/16" NPT Socket Pipe Plug		2
8	006322	Bracket Weldment, Idle Side Water Lube		1
9	F05007-78	Bolt, 3/8-16x1 1/2 Hex Head Grade 5		1
10	F05010-10	Nut, 3/8-16 Hex Nylon Lock		1
	A04925	Roller Assembly, Blade Guide (standard)		1

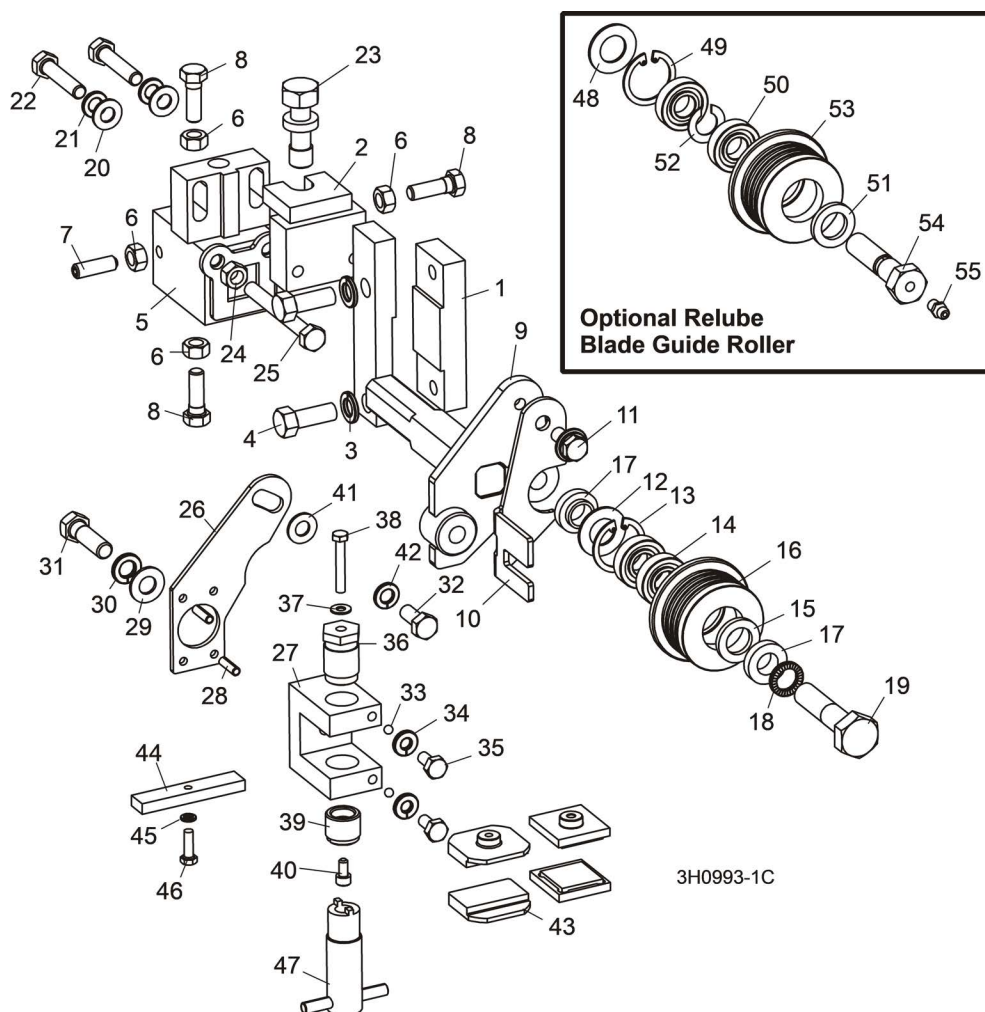
## 2 Blade Guide Rollers & Arm

Blade Guide Assembly, Idle Side

REF	PART #	DESCRIPTION	COMMENTS	QTY.
	014299	Roller Assembly, Extended Blade Guide (optional for use with 1 1/2" blades)	High-Performance Blade Guide Kit requires LMS blade lube system. Use kit 006325 to upgrade both drive and idle side blade guides to High-Performance. If sawmill not already equipped with LMS, add kit .	1
	K07079	Bearing Kit, Blade Guide Rebuild		1
11	P04252	Washer, 5/8" White Felt		1
12	F04254-1	Ring, 1 1/8" Interior Retaining		1
13	015975	Bearing, R8-2RS Blade Guide	Available in assemblies only.	2
14	P06455	Washer, 5/8" Gray Felt		1
	F05005-105	Screw, 1/4-28 x 1/4" Socket Head Cup Point Set Black Oxide		1
	057407-1507	Instruction Sheet, Blade Guide Rebuild		1
15	S04250	Roller, Flanged Blade Guide	Available in assemblies only.	1
	014298	Roller, Flanged Blade Guide (1 1/2" blade)	Available in assemblies only.	1
	A04925-364	Instruction Sheet, Blade Guide Roller Replacement		1
16	S04253	Spacer, Blade Guide		2
17	F05011-125	Washer, 1/2" Nord-Lock		1
18	F05008-10	Bolt, 1/2-13 x 2 1/4" Hex Head Grade 5		1
19	F05011-17	Washer, 5/16" SAE Flat		2
20	F05011-13	Washer, 5/16" Split Lock		2
21	F05006-76	Bolt, 5/16-18 x 1 1/2" Hex Head		2
22	035656	Bolt, Blade Guide Vertical Adjustment		1
23	F05010-17	Nut, 5/16-18 Hex		1
24	F05006-136	Bolt, 5/16-18 x 2 3/4" Hex Head Full Thread		1
	006325	<b>GUIDE KIT, HIGH-PERFORMANCE BLADE GUIDE (OPTIONAL)</b>	High-Performance Blade Guide Kit requires LMS blade lube system. Use kit 006325 to upgrade both drive and idle side blade guides to High-Performance. If sawmill not already equipped with LMS, add kit .	1
	003928	Block Assembly, Idle Side Blade Guide		1
25	003915	Plate, Block Tilt Adjustment		1
26	003909	Block, Guide Block Mount		1
27	F05012-22	Pin, 3/16" x 5/8" Roll		2
28	F05011-3	Washer, 3/8" SAE Flat		1
29	F05011-4	Washer, 3/8" Split Lock		1
30	F05007-123	Bolt, 3/8-16 x 1 1/4" Hex Head Grade 5		1
31	F05006-102	Bolt, 5/16-18 x 3/4" Hex Head		1
32	003914	Ball, 3/16" Dia. Nylon		2
33	F05011-14	Washer, 1/4" Split Lock		2
34	F05005-15	Bolt, 1/4-20 x 1/2" Hex Head		2
35	003994	Bolt, Blade Guide Block Mount		1
36	042867	Washer, #10 Brass		1
37	F05004-240	Bolt, #10-32 x 1 1/4" Hex Head Stainless Steel		1
38	044057	Screw, Lower Block Adjustment		1

REF	PART #	DESCRIPTION	COMMENTS	QTY.
39	F05004-200	Screw, #10-32 x 3/8" Socket Head Stainless Steel		1
40	F05011-17	Washer, 5/16" SAE Flat		1
41	F05011-13	Washer, 5/16" Split Lock		1
42	052355	Block, Blade Guide Wear (Standard for 1 1/4" Blades)	052355 blocks for use with 1 1/4" blade provided as standard equipment. EZ-Glide blocks 036347 are available for customers who prefer this block.	2
	052309	Block, Blade Guide Wear (Optional for 1 1/2" Blades)	Bearing must be modified for use with relube roller assemblies. Remove one seal from each bearing, place open sides facing each other and place spacer 035411 between bearings.	2
	036347	Block Assembly, 1" Sq. EZ-Glide Wear		2
43	035799	Block, Blade Guide Alignment		1
44	F05011-20	Washer, #10 Split Lock		1
45	F05004-152	Screw, #10-32 x 5/8" Hex Head		1
46	044064	Adjustment Tool, Lower Guide Block		1
	035248	Shim, .008" Blade Guide Block Spacer		1
		Drive Side Blade Guide Parts ( )	<a href="#">(See Section 2.1)</a>	
	016568	<b>ROLLER ASSEMBLY, BLADE GUIDE RELUBE (OPTIONAL)</b>		1
	057405	<b>ROLLER ASSEMBLY, EXTENDED BLADE GUIDE RELUBE (OPTIONAL FOR USE WITH 1 1/2" BLADES)</b>	High-Performance Blade Guide Kit requires LMS blade lube system. Use kit 006325 to upgrade both drive and idle side blade guides to High-Performance. If sawmill not already equipped with LMS, add kit .	1
	057407	Bearing Kit, Relube Blade Guide Rebuild		1
47	P04252	Washer, 5/8" White Felt		1
48	F04254-1	Ring, 1 1/8" Interior Retaining		1
49	015975	Bearing, R8-2RS Blade Guide	Available in assemblies only. Bearing must be modified for use with relube roller assemblies. Remove one seal from each bearing, place open sides facing each other and place spacer 035411 between bearings.	2
50	P06455	Washer, 5/8" Gray Felt		1
51	035411	Spacer, Blade Guide Bearing		1
	057407-1507	Instruction Sheet, Blade Guide Rebuild		1
52	035426	Roller, Flanged Blade Guide (Relube)	Available in assemblies only.	1
	057402	Roller, Flanged Blade Guide (Relube 1 1/2" blade)	Available in assemblies only.	1
	A04925-364	Instruction Sheet, Blade Guide Roller Replacement		1
53	036161	<b>BOLT, BLADE GUIDE ROLLER (RELUBE ONLY)</b>		1
54	P05060	<b>FITTING, 1/4-28 GREASE (RELUBE ONLY)</b>		1

## 2.2 Blade Guide Assembly, Drive Side



REF	PART #	DESCRIPTION	COMMENTS	QTY.
1	016548	BLOCK, BOLT ON BLADE GUIDE MOUNT		1
2	003964	BRACKET WELDMENT, INNER BLADE GUIDE MOUNT		1
3	F05011-4	WASHER, 3/8" SPLIT LOCK		2
4	F05007-7	BOLT, 3/8-16 X 1" HEX HEAD		2
	003905	GUIDE ASSEMBLY, DRIVE SIDE BLADE ROLLER		1
	003910	Block Assembly, Blade Guide Mount		1
5	003911	Block Weldment, Blade Guide Mount	Available in assemblies only.	1
6	F05010-17	Nut, 5/16-18 Hex		4
7	F05006-122	Screw, 5/16-18 x 1" Socket Head Flat Point Stainless Steel Set		1
8	F05006-88	Bolt, 5/16-18 x 1" Hex Head Stainless Steel		3
9	003913	Shaft Weldment, Drive Side Guide		1
10	003916	Plate, Blade Guide Deflector		1
11	F05006-101	Bolt, 5/16-18 x 3/4" Hex Head w/Flat & Lock Washer		1
	A04925	Roller Assembly, Blade Guide (standard)		1

REF	PART #	DESCRIPTION	COMMENTS	QTY.
	014299	Roller Assembly, Extended Blade Guide (optional for use with 1 1/2" blades)	High-Performance Blade Guide Kit requires LMS blade lube system. Use kit 006325 to upgrade both drive and idle side blade guides to High-Performance. If sawmill not already equipped with LMS, add kit .	1
	K07079	Bearing Kit, Blade Guide Rebuild		1
12	P04252	Washer, 5/8" White Felt		1
13	F04254-1	Ring, 1 1/8" Interior Retaining		1
14	015975	Bearing, R8-2RS Blade Guide	Available in assemblies only.	2
15	P06455	Washer, 5/8" Gray Felt		1
	F05005-105	Screw, 1/4-28 x 1/4" Socket Head Cup Point Set Black Oxide		1
	057407-1507	Instruction Sheet, Blade Guide Rebuild		1
16	S04250	Roller, Flanged Blade Guide	Available in assemblies only.	1
	014298	Roller, Flanged Blade Guide (1 1/2" blade)	Available in assemblies only.	1
	A04925-364	Instruction Sheet, Blade Guide Roller Replacement		1
17	S04253	Spacer, Blade Guide		2
18	F05011-125	Washer, 1/2" Nord-Lock		1
19	F05008-10	Bolt, 1/2-13 x 2 1/4" Hex Head Grade 5		1
20	F05011-17	Washer, 5/16" SAE Flat		2
21	F05011-13	Washer, 5/16" Split Lock		2
22	F05006-93	Bolt, 5/16-18 x 1 1/4" Hex Head		2
23	035656	Bolt, Blade Guide Vertical Adjustment		1
24	F05010-17	Nut, 5/16-18 Hex		1
25	F05006-136	Bolt, 5/16-18 x 2 3/4" Hex Head Full Thread		1
	006325	<b>GUIDE KIT, HIGH-PERFORMANCE BLADE GUIDE (OPTIONAL)</b>	High-Performance Blade Guide Kit requires LMS blade lube system. Use kit 006325 to upgrade both drive and idle side blade guides to High-Performance. If sawmill not already equipped with LMS, add kit.	1
	003927	Block Assembly, Drive Side Blade Guide		1
26	003915	Plate, Block Tilt Adjustment		1
27	003909	Block, Guide Block Mount		1
28	F05012-22	Pin, 3/16" x 5/8" Roll		2
29	F05011-3	Washer, 3/8" SAE Flat		1
30	F05011-4	Washer, 3/8" Split Lock		1
31	F05007-123	Bolt, 3/8-16 x 1 1/4" Hex Head Grade 5		1
32	F05006-102	Bolt, 5/16-18 x 3/4" Hex Head		1
33	003914	Ball, 3/16" Dia. Nylon		2
34	F05011-14	Washer, 1/4" Split Lock		2
35	F05005-15	Bolt, 1/4-20 x 1/2" Hex Head		2
36	003994	Bolt, Blade Guide Block Mount		1
37	042867	Washer, #10 Brass		1
38	F05004-240	Bolt, #10-32 x 1 1/4" Hex Head -SS		1
39	044057	Screw, Lower Block Adjustment		1
40	F05004-200	Screw, #10-32 x 3/8" Socket Head -SS		1



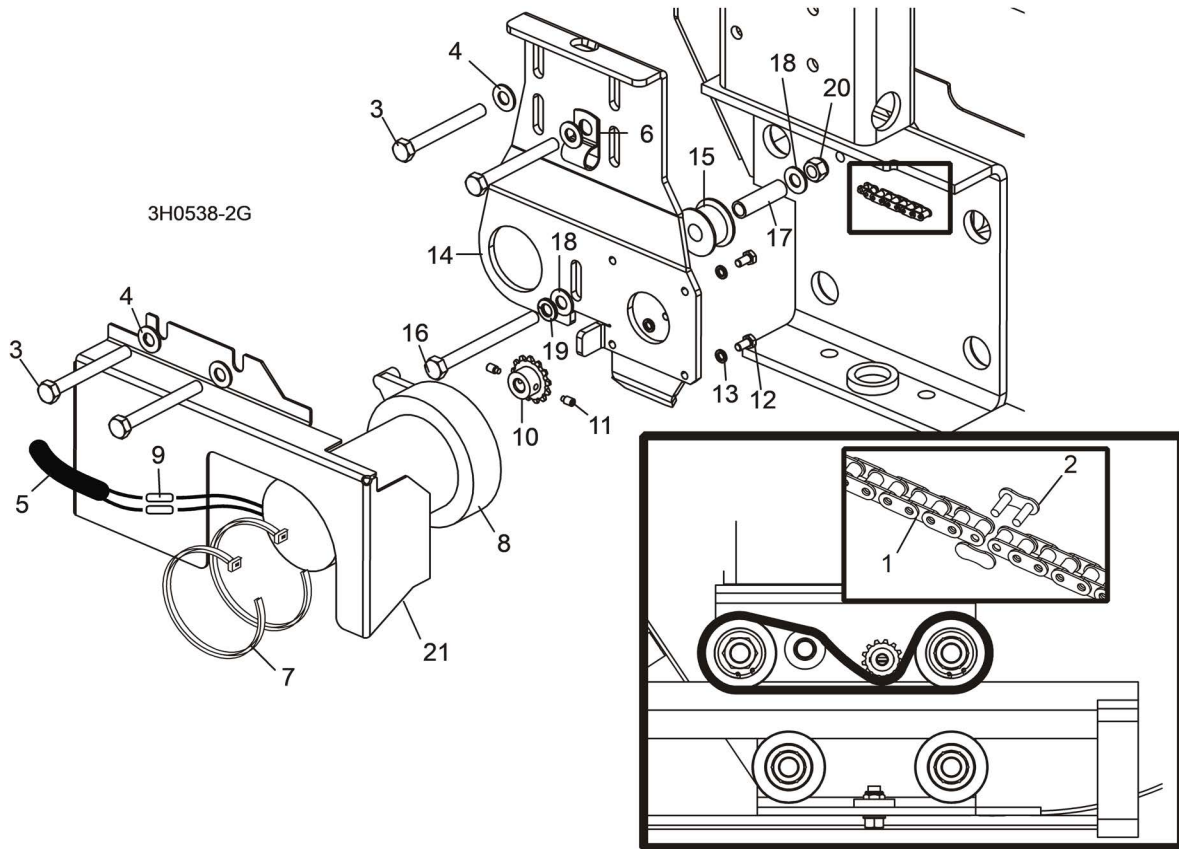
## 2 Blade Guide Rollers & Arm

Blade Guide Assembly, Drive Side

REF	PART #	DESCRIPTION	COMMENTS	QTY.
41	F05011-17	Washer, 5/16" SAE Flat		1
42	F05011-13	Washer, 5/16" Split Lock		1
43	052355	Block, Blade Guide Wear (Standard for 1 1/4" Blades)	052355 blocks for use with 1 1/4" blade provided as standard equipment. EZ-Glide blocks 036347 are available for customers who prefer this block.	2
	052309	Block, Blade Guide Wear (Optional for 1 1/2" Blades)	Bearing must be modified for use with relube roller assemblies. Remove one seal from each bearing, place open sides facing each other and place spacer 035411 between bearings.	2
	036347	Block Assembly, 1" Sq. EZ-Glide Wear	052355 blocks for use with 1 1/4" blade provided as standard equipment. EZ-Glide blocks 036347 are available for customers who prefer this block.	2
44	035799	Block, Blade Guide Alignment		1
45	F05011-20	Washer, #10 Split Lock		1
46	F05004-152	Screw, #10-32 x 5/8" Hex Head		1
47	044064	Adjustment Tool, Lower Guide Block		1
	035248	Shim, .008" Blade Guide Block Spacer		1
		Idle Side Blade Guide Parts ( <a href="#">See Section 2.1</a> )		
	016568	<b>ROLLER ASSEMBLY, BLADE GUIDE RELUBE (OPTIONAL)</b>		1
	057405	<b>ROLLER ASSEMBLY, EXTENDED BLADE GUIDE RELUBE (OPTIONAL FOR USE WITH 1 1/2" BLADES)</b>	High-Performance Blade Guide Kit requires LMS blade lube system. Use kit 006325 to upgrade both drive and idle side blade guides to High-Performance. If sawmill not already equipped with LMS, add kit .	1
	057407	Bearing Kit, Relube Blade Guide Rebuild		1
48	P04252	Washer, 5/8" White Felt		1
49	F04254-1	Ring, 1 1/8" Interior Retaining		1
50	015975	Bearing, R8-2RS Blade Guide	Available in assemblies only. Bearing must be modified for use with relube roller assemblies. Remove one seal from each bearing, place open sides facing each other and place spacer 035411 between bearings.	2
51	P06455	Washer, 5/8" Gray Felt		1
52	035411	Spacer, Blade Guide Bearing		1
	057407-1507	Instruction Sheet, Blade Guide Rebuild		1
53	035426	Roller, Flanged Blade Guide (Relube)	Available in assemblies only.	1
	057402	Roller, Flanged Blade Guide (Relube 1 1/2" blade)	Available in assemblies only.	1
	A04925-364	Instruction Sheet, Blade Guide Roller Replacement		1
54	036161	<b>BOLT, BLADE GUIDE ROLLER (RELUBE ONLY)</b>		1
55	P05060	<b>FITTING, 1/4-28 GREASE (RELUBE ONLY)</b>		1



## 2.3 Blade Guide Arm Drive Assembly



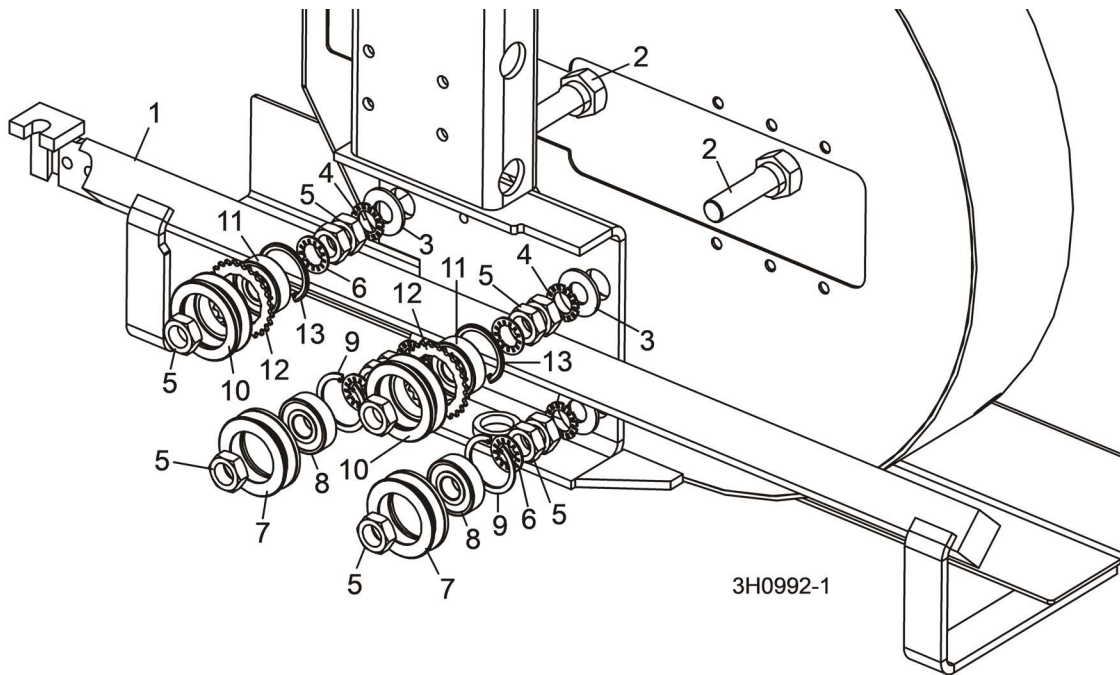
REF	PART #	DESCRIPTION	COMMENTS	QTY.
1	P09984	CHAIN, #25 X 20 1/4"		1
2	P09983	LINK, #25 MASTER		1
3	F05006-28	BOLT, 5/16-18 X 2 3/4" HEX HEAD GRADE 5		4
4	F05011-17	WASHER, 5/16" SAE FLAT		4
5	R01897	TUBE, 3/8" X 1/2" NEOPRENE		2.5ft
6	P07584	CLAMP, 1/2" COATED EMT		2
7	F05089-1	WRAP, 1/4" X 6" TIE		2
	015989	DRIVE ASSEMBLY, BLADE GUIDE ARM		1
	079215	Motor Assembly, Blade Guide Arm Replacement		1
8	079214	Motor, Current Applications 1/30HP 12VDC Gear		1
	061232	Gear Kit, Motor Replacement (Current Application)		1
	061234	Brush Kit, Gear Motor Replacement (Current Application)		1
	061233	Shaft Kit, Gear Motor Replacement (Current Application)		1
9	F04875-1	Connector, 14 Gauge Butt		2
10	P09970	Sprocket, Gear Motor #25 14-Tooth		1
11	F05004-274	Screw, #10-24 x 1/4" Full Dog Point Socket Set		2
12	F05004-60	Screw, #10-32 x 1/2" Hex Head		4
13	F05011-20	Washer, #10 Split Lock		4
	A10365-296	Instruction Sheet, Blade Guide Arm Motor		1

## 2 Blade Guide Rollers & Arm

### Blade Guide Arm Drive Assembly

REF	PART #	DESCRIPTION	COMMENTS	QTY.
14	015939	Bracket, Blade Guide Arm Motor Mount		1
15	S09999	Roller, Blade Guide Arm Chain Idler		1
16	F05006-3	Bolt, 5/16-18 X 3 1/2" Hex Head Full Thread		1
17	S09996	Spacer, 5/16" I.D. X 1 1/2"		1
18	F05011-17	Washer, 5/16" SAE Flat		2
19	F05011-13	Washer, 5/16" Split Lock		1
20	F05010-58	Nut, 5/16-18 Hex Nylon Lock		1
21	S11617	<b>COVER, BLADE GUIDE ARM MOTOR</b>		1
	S12029	<b>GUARD, BLADE GUIDE ARM (G.S. ONLY)</b>		1

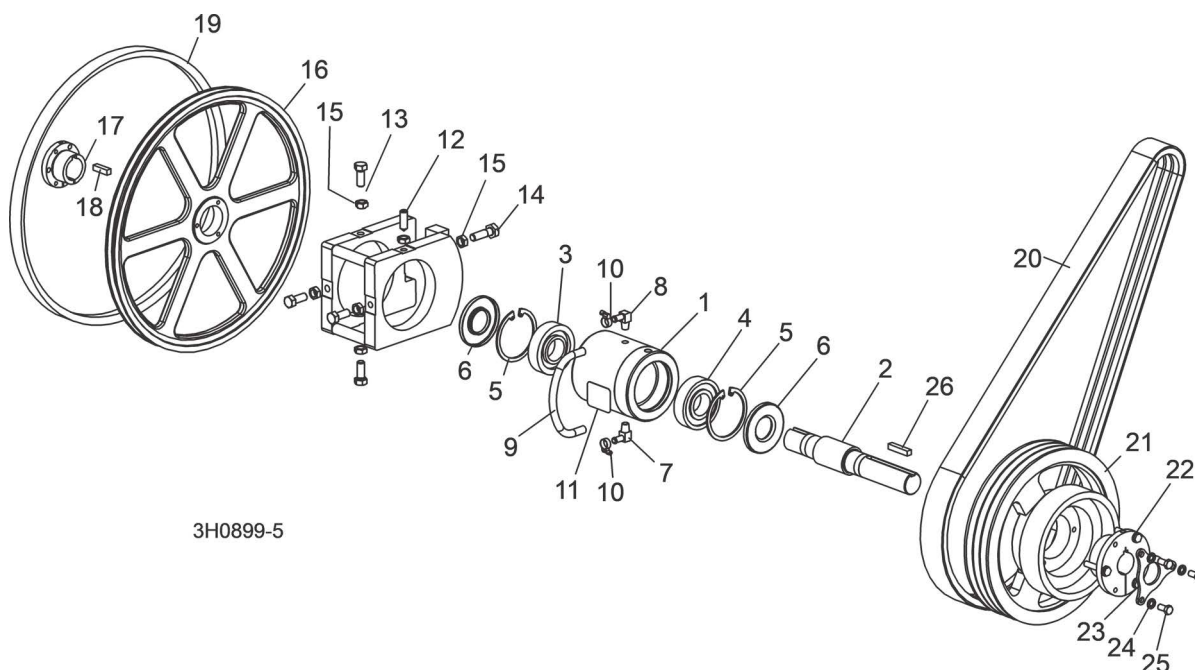
## 2.4 Blade Guide Arm



REF	PART #	DESCRIPTION	COMMENTS	QTY.
1	003972	BLADE GUIDE ARM WELDMENT		1
	007040	BLADE GUIDE ARM WELDMENT (WIDE HEAD ONLY)		1
2	W09067	BOLT, BLADE GUIDE ARM ROLLER CAM		4
3	F05011-5	WASHER, 5/8" SAE FLAT		4
4	F05011-26	WASHER, 5/8" EXTERNAL STAR		4
5	F05010-11	NUT, 5/8-18 HEX JAM		12
6	F05011-25	WASHER, 5/8" INTERNAL STAR		8
	A09059	ROLLER ASSEMBLY, BLADE GUIDE ARM WITH BEARING		2
7	S07989	Roller, Blade Guide Arm V-Groove	Available in assemblies only.	1
8	P06030-1	Bearing, 6203-2NSL 5/8" I.D.	Available in assemblies only.	1
9	F04254-8	Ring, 1.575" ID Beveled 5002-156 Retaining		1
	A09932	ROLLER ASSEMBLY, BLADE GUIDE ARM WITH BEARING AND SPROCKET		2
10	S09930	Roller, Blade Guide Arm Drive	Available in assemblies only.	1
11	P06030-1	Bearing, 6203-2NSL 5/8" I.D.	Available in assemblies only.	1
12	S09931	Sprocket, #25 26-Tooth	Available in assemblies only.	1
13	F04254-8	Ring, 1.575" ID Beveled 5002-156 Retaining		1

## SECTION 3 BLADE WHEELS & TENSIONER

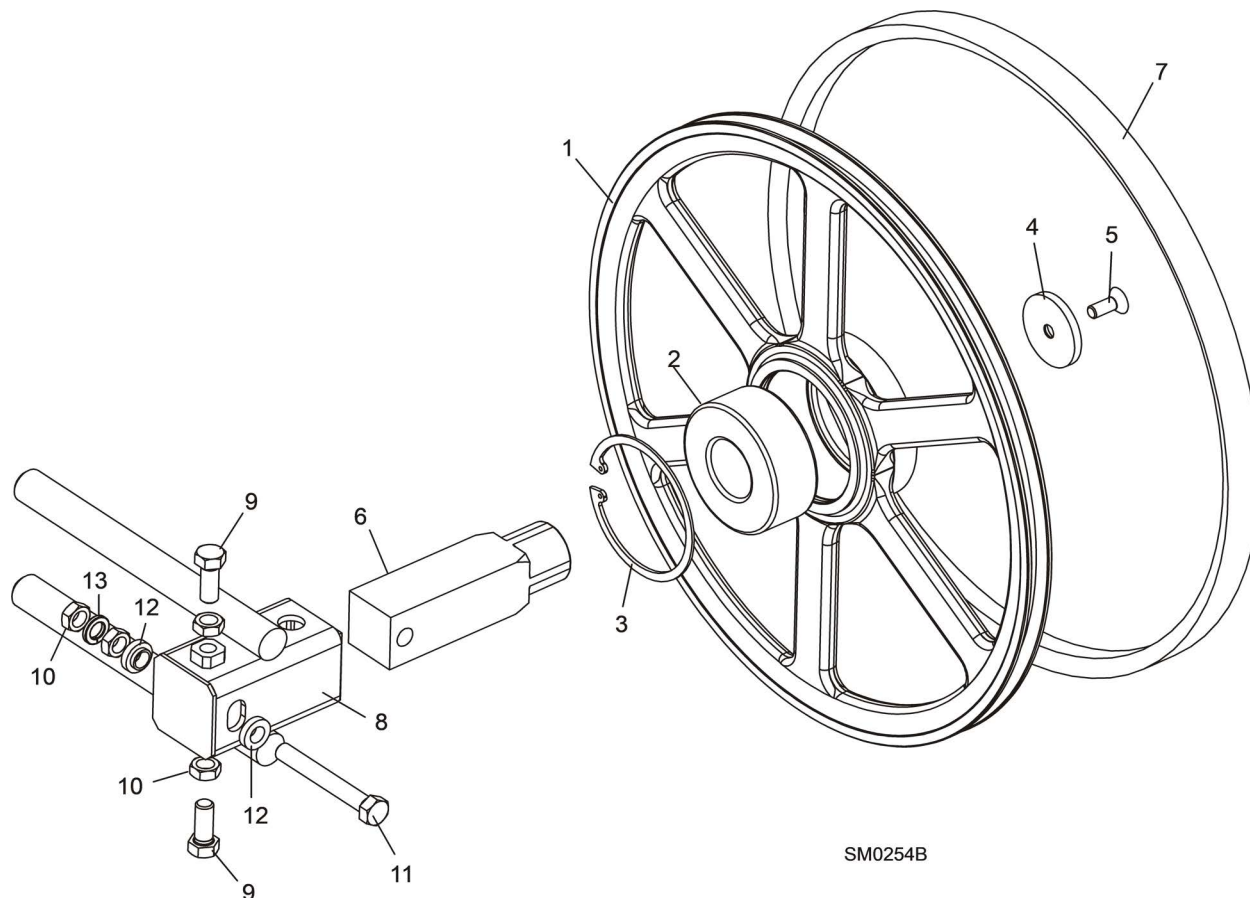
### 3.1 Blade Drive Assembly



REF	PART #	DESCRIPTION	COMMENTS	QTY.
	016393	<b>BEARING ASSEMBLY, BLADE WHEEL DRIVE</b>	Service Kit	1
	016392	Bearing Assembly, Cylindrical Drive	Available in assemblies only.	1
<b>1</b>	016391	Housing, Blade Wheel Drive Bearing	Available in assemblies only.	1
<b>2</b>	014005	Shaft, Blade Wheel Drive	Available in assemblies only.	1
<b>3</b>	P10205	Bearing, Blade Wheel Drive #MU1308TV		1
<b>4</b>	016055	Bearing, Blade Wheel Drive #6308 C3 Open		1
<b>5</b>	F04254-17	Ring, 90mm Interior Retaining #I17		2
<b>6</b>	P10206	Seal, Drive Bearing #CR15890		2
<b>7</b>	016330	Fitting, 1/4" NPT x 3/8" Hose Barb Elbow		1
<b>8</b>	016331	Fitting, 1/4" NPT x 3/8" Hose Barb Vented Elbow		1
<b>9</b>	016394	Hose, Oil Level Viewer		1
<b>10</b>	P649	Clamp, 7/32-5/8" Hose		2
<b>11</b>	017470	Decal, Oil Level Gauge		1
	016393-555	Instruction Sheet, Drive Bearing Replacement		1
<b>12</b>	F05004-170	<b>SCREW, 1/2-20 X 1 1/2" CONE POINT SET</b>		1
<b>13</b>	F05008-108	<b>BOLT, 1/2-20 X 1 1/4" HEX HEAD GRADE 5</b>		4
<b>14</b>	F05008-49	<b>BOLT, 1/2-20 X 1 3/4" HEX HEAD GRADE 5</b>		1
<b>15</b>	F05010-16	<b>NUT, 1/2-20 HEX JAM</b>		6
	014562	<b>WHEEL KIT, DRIVE SIDE BLADE</b>	Service Kit	1
<b>16</b>	016284	Wheel, Drive Side Blade	Available in assemblies only.	1
<b>17</b>	016270	Bushing, Modified 1 9/16" SD		1
<b>18</b>	S12892	Key, 3/8" x 3/8" x 1 5/8"		1

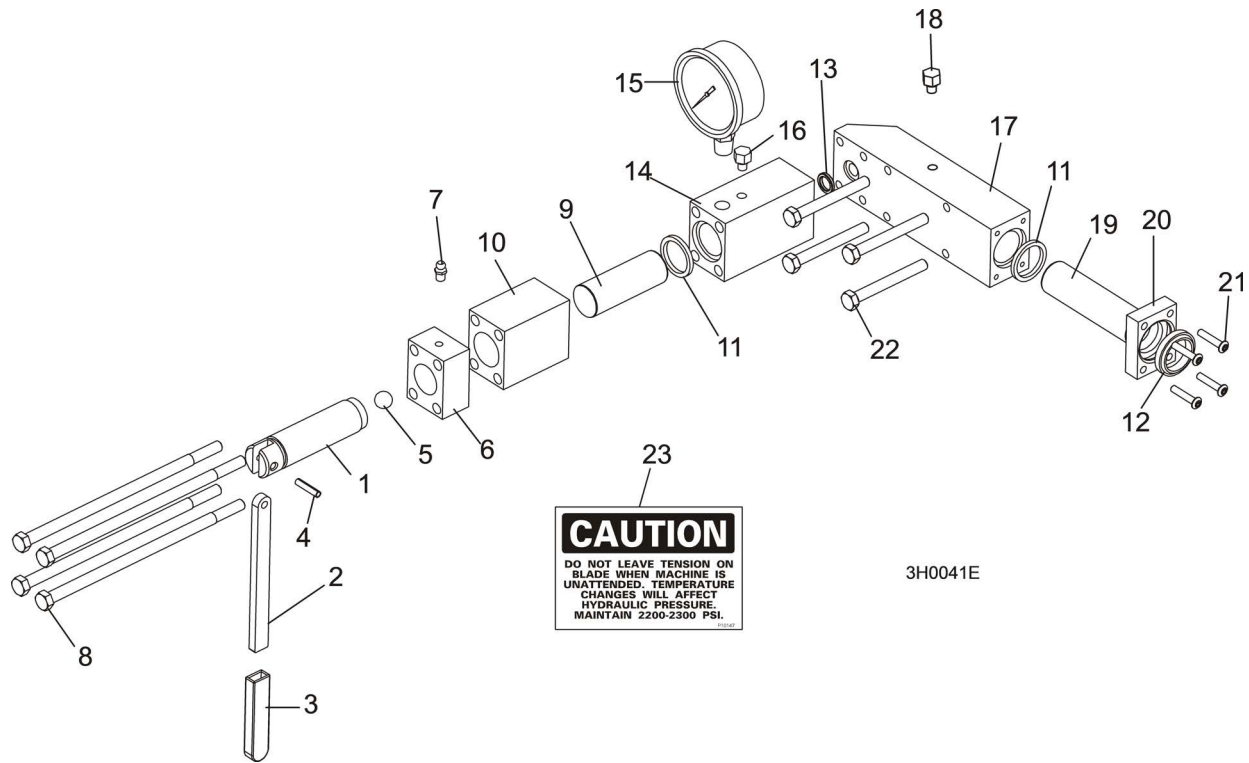
REF	PART #	DESCRIPTION	COMMENTS	QTY.
	K12897-488	Instruction Sheet, Drive Side Blade Wheel Replacement		1
<b>19</b>	P04185	<b>BELT, BLADE WHEEL B57</b>		1
<b>20</b>	006672	<b>BELT, 3/5VX750 THIN LAM</b>	<i>G38</i>	1
	065400	<b>BELT, 3/5VX780 THIN LAM</b>	<i>E25</i>	
	110268	<b>BELT, 3/5VFL765 KEVLAR</b>	<i>D35 and D47 International</i>	1
<b>21</b>	016531	<b>SHEAVE, 5V12.5X3 BRAKE COMBO</b>		1
<b>22</b>	016532	<b>BUSHING, SF X 1 9/16"</b>		1
<b>23</b>	017953	<b>PLATE, BUSHING KEY RETAINER</b>		1
<b>24</b>	F05011-4	<b>WASHER, 3/8" SPLIT LOCK</b>		3
<b>25</b>	F05007-27	<b>BOLT, 3/8-16 X 3/4" HEX HEAD</b>		3
<b>26</b>	014693	<b>KEY, 3/8" X 3/8" X 1 7/8"</b>		1

### 3.2 Idle Blade Wheel Assembly



REF	PART #	DESCRIPTION	COMMENTS	QTY.
	016120	<b>WHEEL ASSEMBLY, IDLE SIDE BLADE</b>		1
1	016013	Pulley, Idle Side Ptd.	Available in assemblies only.	1
2	016014	Bearing, 5309-2RS		1
3	F04254-28	Ring, 100mm Internal Retaining Beveled		1
	016441	<b>SHAFT KIT, IDLE BLADE WHEEL</b>	Service kit	1
4	016397	Retainer, 13/32ID x 2 1/4OD x 1/4"		1
5	F05007-64	Bolt, 3/8-16 x 1" Flat Head Socket		1
6	016398	Shaft, 1 3/4 Idler, 3/8 Retainer		1
7	P04185	<b>BELT, BLADE WHEEL B57</b>		1
8	016103	<b>HOUSING, IDLE BLADE WHEEL SHAFT</b>		1
9	F05008-53	<b>BOLT, 1/2-20 X 1 1/2" HEX HEAD GRADE 5</b>		2
10	F05010-16	<b>NUT, 1/2-20 HEX JAM</b>		4
11	F05008-111	<b>BOLT, 1/2-20 X 3 3/4" HEX HEAD FULL THREAD GRADE 2</b>		1
12	S04253	<b>SPACER, 1/2" I.D. FLANGED</b>		2
13	F05011-9	<b>WASHER, 1/2" SPLIT LOCK</b>		1

### 3.3 Hydraulic Blade Tensioner Assembly



REF	PART #	DESCRIPTION	COMMENTS	QTY.
	A10136	<b>HYDRAULIC BLADE TENSIONER ASSEMBLY</b>	Service Kit	1
	A10054	Tensioner Assembly, Hyd Blade	Production assembly	1
	A12294	Handle Assembly, Hydraulic Blade Tensioner Screw	Service Kit	1
1	S10056	Screw, Hydraulic Blade Tensioner	Available in assemblies only.	1
2	S08174	Handle, Hydraulic Tensioner Screw		1
3	P08072	Sleeve, Plastic Handle		1
4	F05012-19	Pin, 3/16" x 7/8" Roll		1
5	P02720	Ball, 1/2" Steel		1
6	S10062	Block, Threaded Tensioner End	Available in assemblies only.	1
7	P05060	Fitting, 1/4-28 Grease		1
	A12294-518	Instruction Sheet, Tensioner Screw		1
8	F05006-43	Bolt, 5/16-18 X 7 1/2" Hex Head Grade 5		4
9	S10060	Piston, Hydraulic Tensioner Front 2 3/4" Long		1
10	S10061	Block, Piston Guide		1
	003224	Seal Kit, Hydraulic Tensioner		1
5	P02720	Ball, 1/2" Steel		1
11	P10051	Seal, 1" Diameter		2
12	P10053	Wiper, 1" Diameter		1
13	P10377	Ring, 5/8" X 3/32" Square "O"		1
14	S10140	Block, Hydraulic Tensioner Gauge Mounting		1
15	P10052	Gauge, 3000 P.S.I. Hydraulic		1
16	P10065	Plug, Hydraulic Tensioner Fill		1
	016329	Block Assembly, Rear Tensioner Piston		1
17	S10142	Block, Rear Tensioner Piston	Available in assemblies only.	1

### 3 Blade Wheels & Tensioner

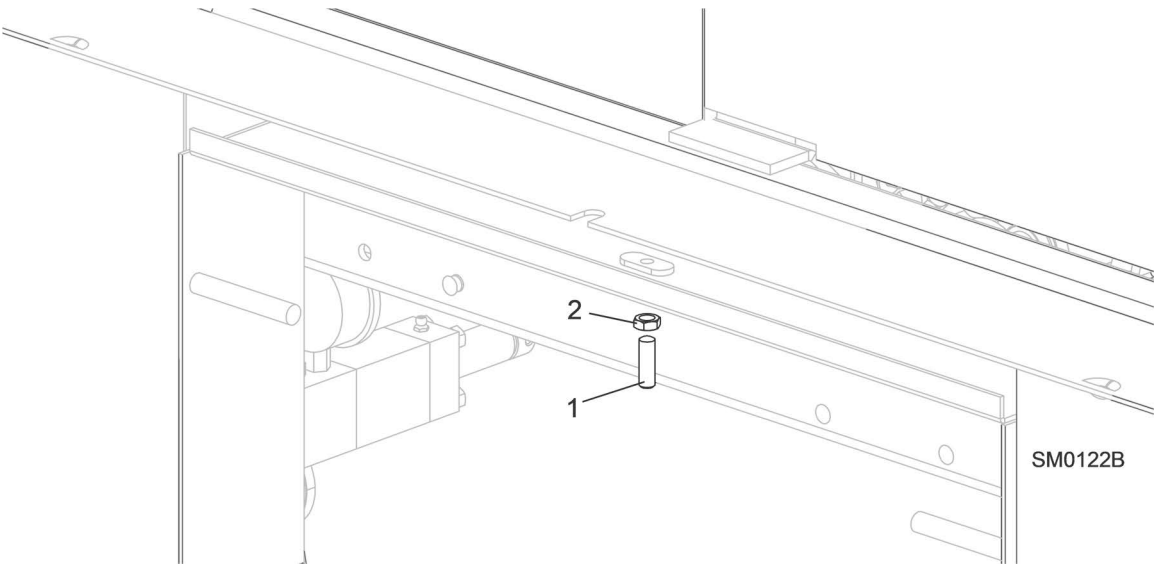
Hydraulic Blade Tensioner Assembly

REF	PART #	DESCRIPTION	COMMENTS	QTY.
18	P10065	Plug, Hydraulic Tensioner Fill		1
19	S10059	Piston, Hydraulic Tensioner Rear 3 5/8" Long		1
20	S10089	Block, Rear Piston End		1
21	F05004-43	Bolt, #10-24 X 1" Socket Button Head		4
22	F05006-28	Bolt, 5/16-18 X 2 3/4" Hex Head Grade 5		4
23	P10147	Decal, Hydraulic Tension Caution		1
	A10136-272	Instruction Sheet, Hydraulic Tensioner Installation		1



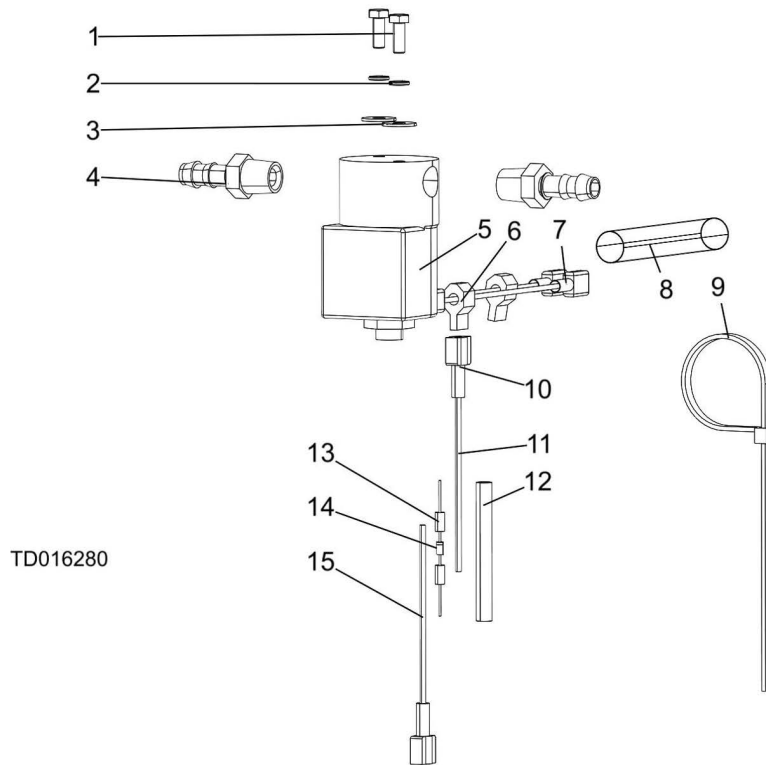
# SECTION 4 SAW HEAD FRAME

## 4.1 Middle Throat Screw



REF	PART #	DESCRIPTION	COMMENTS	QTY.
1	F05007-18	Screw, 3/8-16 X 1 1/4" Oval Point Socket Set		1
2	F05010-29	Nut, 3/8-16 Hex Jam		1

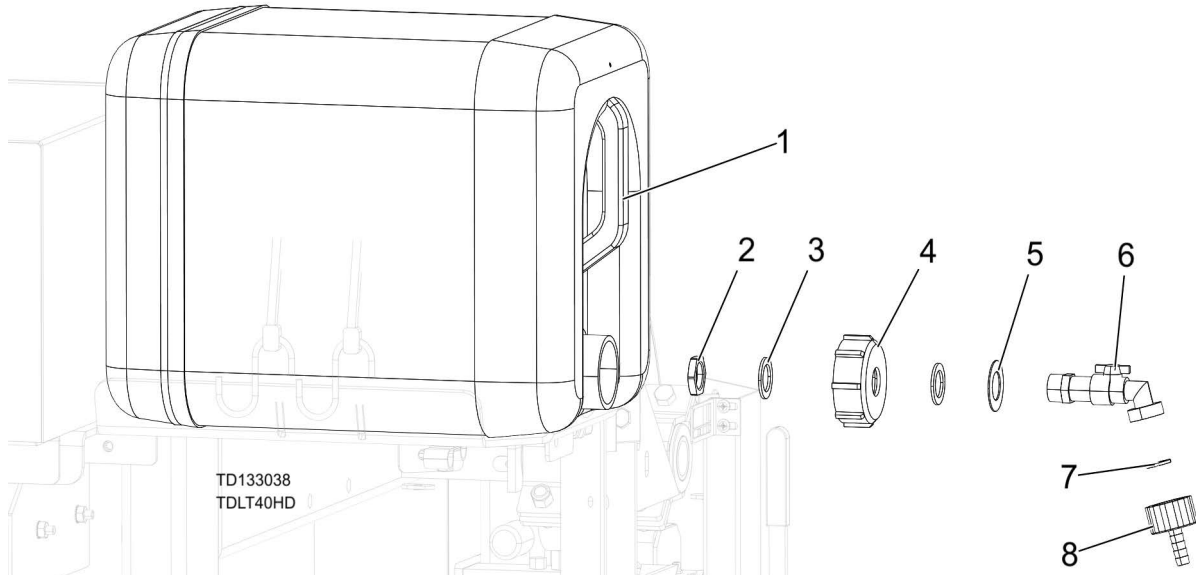
## 4.2 Water Lube Solenoid Valve



REF	PART #	DESCRIPTION	COMMENTS	QTY.
	016280	Solenoid Valve, Water Lube Kit		1
1	F05004-60	Bolt, #10-32x1/2 HH		2
2	F05011-20	Washer, #10 Split Lock		2
3	F05011-18	Washer, #10 SAE Flat		2
4	P04682	Fitting, 3/8 Barb 1/4NPT Male		2
	133071	Assembly, Water Lube Solenoid Electrical		1
5	016140	Solenoid Valve, 2-Way NC 1/4 Port 12 VDC		1
6	F04875-13	Connector, TT-Tap 14-16Awg		2
7	F05708-21R	Terminal, 1/4 18-22Ga Quick Female FI		2
8	R02374	Conduit, 1/2" Flex Loom		1
9	F05089-3	Tie Wrap, 3/16x5 1/2 UV Blk		1
	024123	Diode Assembly, Inductive Kick Protection		1
10	F05708-22R	Terminal, 1/4 18-22 Ga Qk Male FI Reel		2
11	R01915-3_3	Wire, 18AWG Stranded Red GXL		1
12	R01950-4_2_14	Tubing, 1/4" IDx2.25 Heat Shrink		1
13	024032	Conn, 14-16 AWG Parallel Splice		2
14	E05909	DIODE, 1N4003		1
15	R01915-0_3	Wire, 18AWG Stranded Black		1

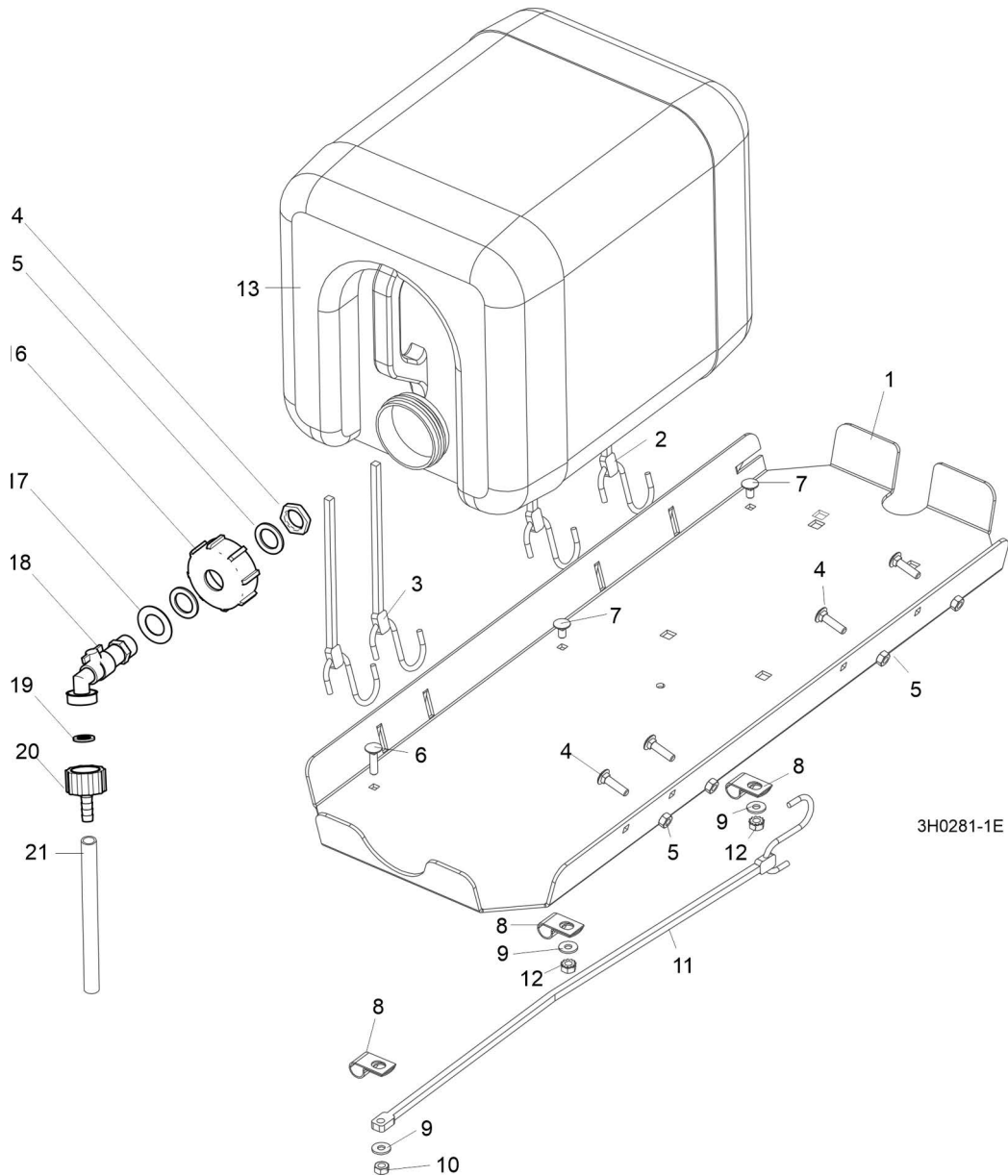
### 4.3 Water Lube Assembly

Used on all trays



REF	PART #	DESCRIPTION	COMMENTS	QTY.
	550787	Assembly, Water Bottle		1
1	513866	Bottle, Water		1
2	550779	Gland Nut, 1/2 NPT		1
3	550780	O-ring, 27x20x1.5		2
4	550785	Cap. Water Bottle		1
5	530841	Shim, 21/37-1		1
6	550776	Fitting, Water Lube Shutoff Valve		1
7	550778	Gasket, 1/2 (Batard)		1
8	550777	Fitting, G3/4" X 10mm Hose Barb		1

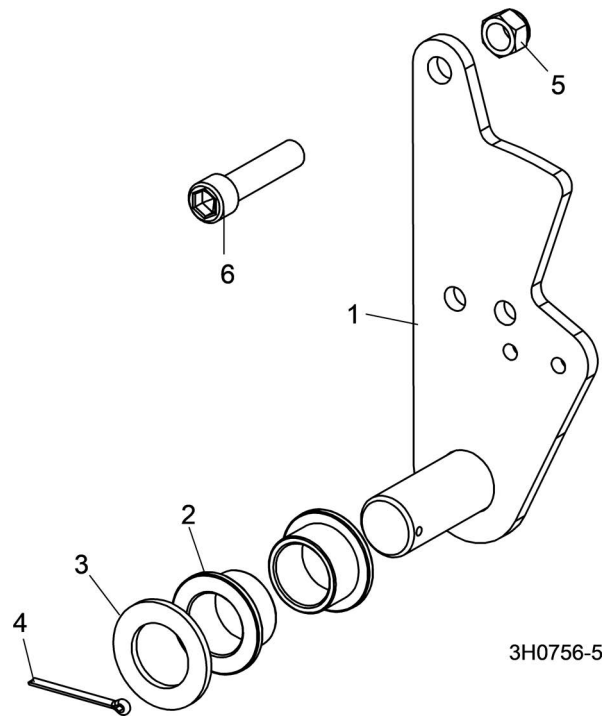
### 4.4 Water Lube Assembly (Electric Only)



REF	PART #	DESCRIPTION	COMMENTS	QTY.
	A11685	<b>TRAY ASSEMBLY, FUEL TANK/WATER BOTTLE</b>		1
1	S11684	Tray, Fuel Tank/Water Bottle		1
2	P11258	Strap, 24" Rubber (For Fuel Tank - See Engine Manual)		2
3	P11668	Strap, 20" Rubber		2
4	F05005-34	Bolt, 1/4-20 X 1" Carriage Head		4
5	F05010-21	Nut, 1/4-20 Hex Lock		4
6	F05005-34	<b>BOLT, 1/4-20 X 1" CARRIAGE HEAD</b>		1
7	F05005-33	<b>BOLT, 1/4-20 X 1/2" CARRIAGE HEAD</b>		2
8	P07584	<b>CLAMP, 1/2" EMT HOSE</b>		3
9	F05011-11	<b>WASHER, 1/4" SAE FLAT</b>		3

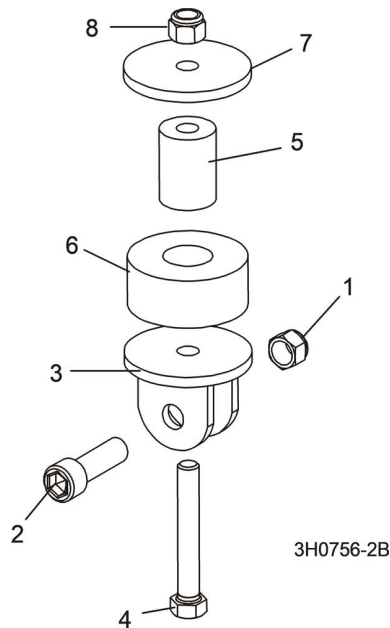
REF	PART #	DESCRIPTION	COMMENTS	QTY.
10	F05010-21	NUT, 1/4-20 HEX LOCK		1
11	P07461	STRAP, 15" RUBBER		1
12	F05010-9	NUT, 1/4-20 SELF-LOCKING		2
	550787	Assembly, Water Bottle		1
13	513866	Bottle, Water		1
14	550779	Gland Nut, 1/2 NPT		1
15	550780	O-Ring, 27x20x1.5		1
16	550785	Cap, Water Bottle		1
17	530841	Shim, 21/37-1		1
18	550776	Fitting, Water Lube Shutoff Valve		1
19	550778	Gasket, 1/2(Batard)		1
20	550777	Fitting, G3/4" x 10mm Hose Barb		1
21	R01885	TUBING, WATER LUBE 3/8" I.D.		7 ft.

## 4.5 Clutch Pivot



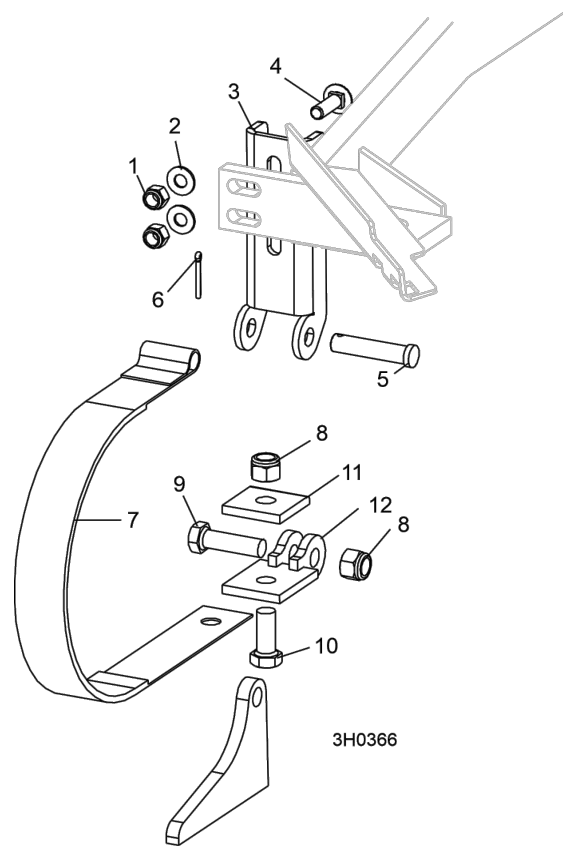
REF	PART #	DESCRIPTION	COMMENTS	QTY.
1	016296	Plate Weldment, Clutch Pivot		1
2	P737	Bushing, Clutch/Brake Pivot		2
3	P116	Washer, Clutch/Brake Pivot		1
4	F05012-49	Pin, 1/8" X 1 1/2" Cotter		1
5	F05010-83	Nut, 7/16-20 Hex Nylon Lock		1
6	F05007-120	Bolt, 7/16-20 x 2" Socket Head		1

## 4.6 Clutch Mount Assembly



REF	PART #	DESCRIPTION	COMMENTS	QTY.
1	F05010-83	NUT, 7/16-20 HEX NYLON LOCK		1
2	F05007-55	BOLT, 7/16-20 X 1 1/2" SOCKET HEAD		1
3	W12411	BRACKET, CLUTCH MOUNT		1
4	F05007-157	BOLT, 3/8-16 X 2 1/2" HEX HEAD		1
5	016316	SPACER, MOTOR MOUNT VIBRATION BUSHING		1
6	P05032	BUSHING, MOTOR MOUNT VIBRATION		1
7	021276	WASHER, .40" I.D. X 1.44" O.D. X .18" THICK		1
8	F05010-10	NUT, 3/8-16 NYLON LOCK		1

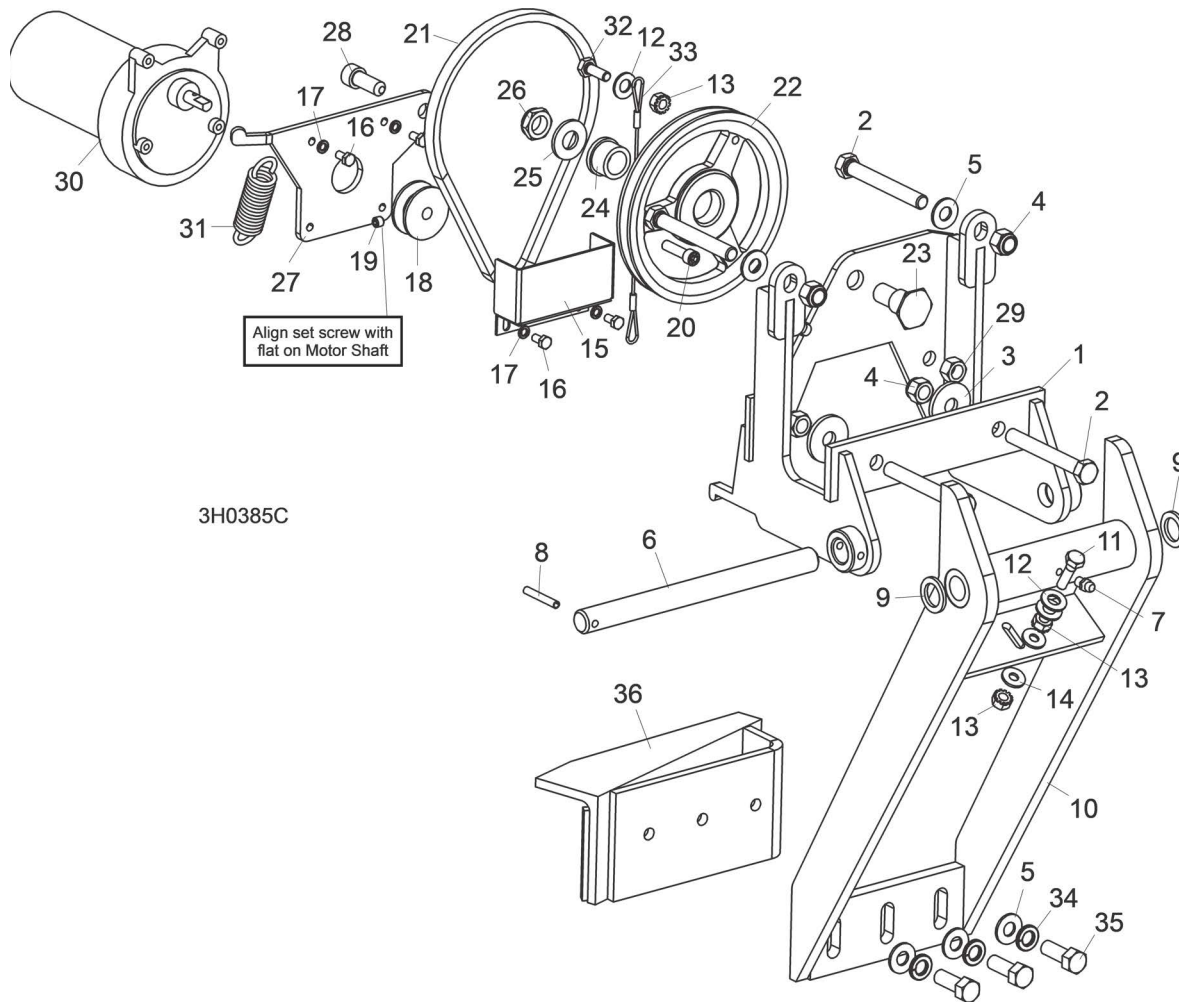
## 4.7 Brake Assembly



REF	PART #	DESCRIPTION	COMMENTS	QTY.
	014441	Strap Retrofit, Super Brake	Service Kit	1
1	F05010-10	Nut, 3/8-16 Nylon Lock		2
2	F05011-3	Washer, 3/8" SAE Flat		2
3	014395	Bracket, Upper Super Brake Strap Mount		1
4	F05007-127	Bolt, 3/8-16 x 1 1/4" Carriage Head Grade 5		2
5	F05012-81	Pin, 1/2" x 2 1/4" Clevis		1
6	F05012-1	Pin, 1/8" x 1" Cotter		1
7	014391	Strap, Upper Pivot Metal Brake		1
8	F05010-8	Nut, 1/2-13 Nylon Lock		2
9	F05008-33	Bolt, 1/2-13x1 1/2 HH Gr5		1
10	F05008-37	Bolt, 1/2-13 x 1 1/4" Hex Head Grade 5		1
11	S04195	Plate, Brake Strap Clamp		1
12	014392	Bracket, Lower Super Brake Strap Mount		1



## 4.8 Board Return Assembly

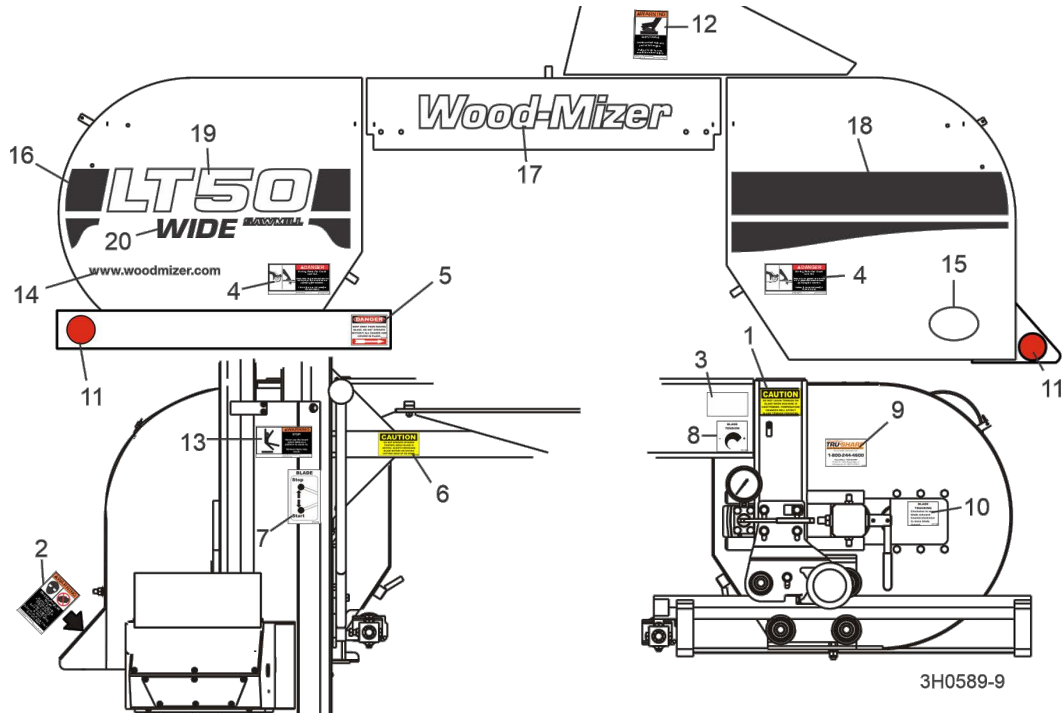


REF	PART #	DESCRIPTION	COMMENTS	QTY.
	015209	<b>RETURN ASSEMBLY, BOARD</b>		1
1	015215	Mount Weldment, Board Return		1
2	F05007-1	Bolt, 3/8-16 x 3" Full Thread Hex Head		4
3	015336	Washer, 1/8" x 1 1/4"		2
4	F05010-10	Nut, 3/8-16 Hex Nylon Lock		4
5	F05011-3	Washer, 3/8" Flat		5
6	016272	Rod Kit, Board Return Replacement Pivot		1
7	P05060	Fitting, 1/4-28 Grease		1
8	F05012-16	Pin, 3/16 x 1 1/4" Roll		1
9	F05011-19	Washer, 5/8" x 15/16" x .094 Nylon		2
10	015210	Arm Weldment, Board Return		1
11	F05005-1	Screw, 1/4-20 x 3/4" Full Thread Hex Head		1
12	F05011-17	Washer, 5/16" SAE Flat		3
13	F05010-9	Nut, 1/4-20 Self-Locking		3
14	F05011-11	Washer, 1/4" SAE Flat		2
15	015007	Guard, Board Return Belt		1
16	F05004-60	Screw, #10-32 x 1/2" Hex Head Machine		4
17	F05011-20	Washer, #10 Split Lock		4
18	015074	Pulley, 1.42" x .32"		1

**4** Saw Head  
Board Return Assembly

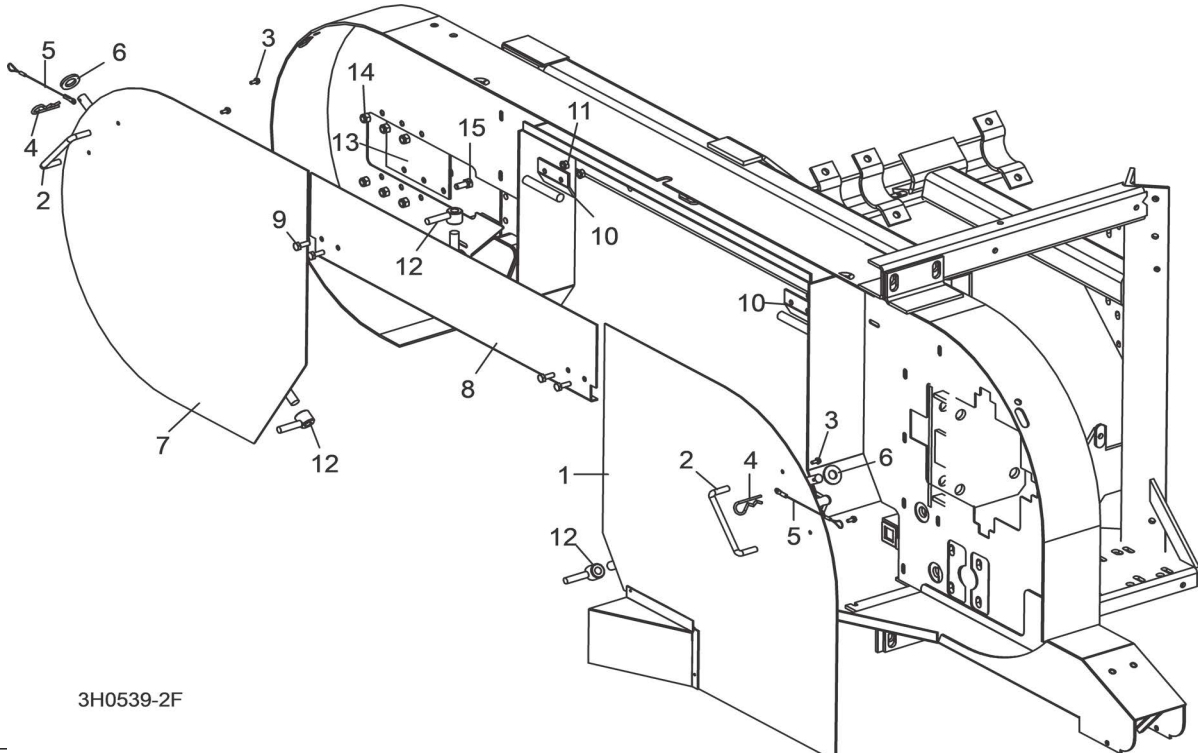
REF	PART #	DESCRIPTION	COMMENTS	QTY.
19	F05005-105	Screw, 1/4-28 x 1/4" Socket Head Cup Point Set		1
20	F05005-89	Bolt, 1/4-20 x 1" Socket Head		1
21	015477	Belt, 3L190		1
22	015224	Pulley, OK50 x 1/2" Modified		1
23	015221	Bolt, Idler Pulley Pivot		1
24	P05135	Bushing, 5/8" x 7/8" x 1/2" Bronze		1
25	F05011-2	Washer, 1/2" SAE Flat		1
26	F05010-79	Nut, 1/2-20 Nylon Lock Jam		1
27	015220	Plate, Motor Pivot		1
28	F05007-52	Bolt, 3/8-16 x 1" Socket Head		1
29	F05010-25	Nut, 3/8-16 Self-Locking		1
30	079214	Motor, Current Applications 1/30HP 12VDC Gear		1
	061232	Gear Kit, Motor Replacement		1
	061234	Brush Kit, Gear Motor Replacement		1
	061233	Shaft Kit, Gear Motor Replacement		1
31	015479	Spring, 3/4" x 2 7/8" x 12 Gauge		1
32	F05005-101	Bolt, 1/4-20 x 1" Hex Head Grade 5		1
33	016090	Cable, Board Return		1
34	F05011-4	Washer, 3/8" Split		3
35	F05007-7	Bolt, 3/8-16 x 1" Hex Head		3
36	015652	Angle, Board Return		1

## 4.9 Saw Head Decals



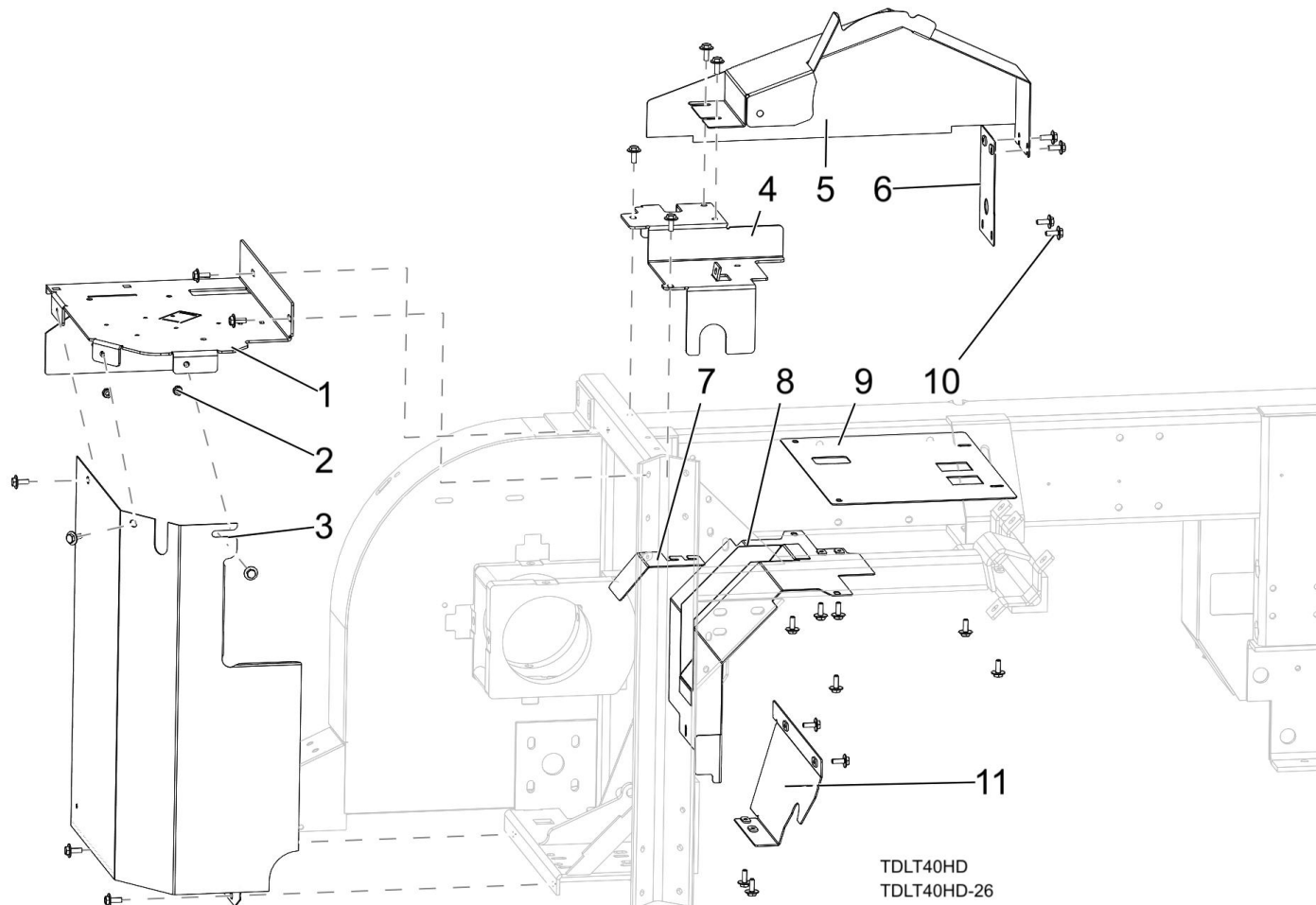
REF	PART #	DESCRIPTION	COMMENTS	QTY.
1	P10147	DECAL, BLADE TENSION CAUTION		1
2	P11754	DECAL, SAWDUST CHUTE WARNING		1
3	P12373	DECAL, BLADE TENSION RANGES		1
4	033254	DECAL, BLADE COVERS DANGER		2
5	S11752	DECAL, BLADE DANGER ARROW RIGHT		1
6	S11762	DECAL, UP/DOWN CAUTION		1
7	P11779	DECAL, BLADE START/STOP		1
8	P11790	DECAL, BLADE TENSION INFO		1
9	P12879	DECAL, TRU-SHARP INFO		1
10	P11789	DECAL, BLADE ALIGNMENT INFO		1
11	P07452	DECAL, RED REFLECTIVE 2" ROUND		2
12	014419	DECAL, HOT ENGINE WARNING		1
13	016072	DECAL, BOARD RETURN OPERATOR WARNING		1
14	003235	DECAL, WOOD-MIZER WEBSITE		1
15	065582	DECAL, 30 YEAR LOGO		1
16	065027	DECAL, LT50 IDLE SIDE BLACK EURO STRIPE		1
17	065025	DECAL, LT40/50 WHITE WOOD-MIZER LOGO		1
18	065026	DECAL, LT40/50 DRIVE SIDE BLACK EURO STRIPE		1
19	065028	DECAL, LT50 WHITE EURO LOGO		1
20	074335	DECAL, LT15/70 WIDE LOGO (WIDE HEAD ONLY)		1

## 4.10 Blade Housing Covers



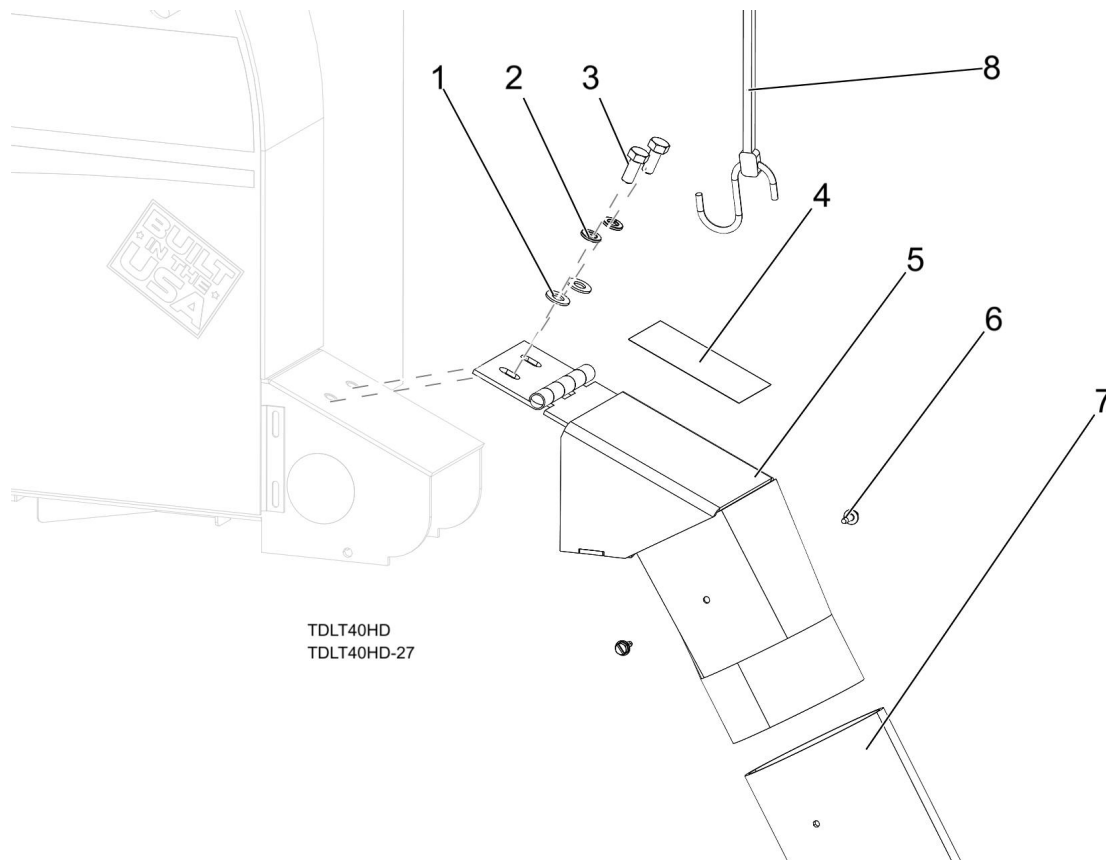
REF	PART #	DESCRIPTION	COMMENTS	QTY.
	015937	Cover Assembly, Drive Side Blade Housing With Handle		1
1	015911	Cover, Drive Side Blade Housing	Available in assemblies only. (Includes Decal 003235)	1
2	P08065	Handle, Blade Housing Cover		1
3	F05015-8	Screw, #8-32 X 3/8" Self-Tap		2
	A12812	Pin Assembly, Cover Retainer	Service assembly	1
4	P05059	Pin, Safety Retainer		1
5	016030	Cable, 3/64" x 6" Lanyard		1
6	F05011-87	Washer, 1/2" ID x 1 1/8" OD x .093" Rubber		1
	A09419	Cover, Idle Side Blade Housing With Handle		1
7	W09351	Cover, Idle Side Blade Housing	Available in assemblies only. (Includes Decal 003235)	1
	P08065	Handle, Blade Housing Cover	See items 2-6	1
	F05015-8	Screw, #8-32 X 3/8" Self-Tap		2
	A12812	Pin Assembly, Cover Retainer	Service assembly	1
	P05059	Pin, Safety Retainer		1
	016030	Cable, 3/64" x 6" Lanyard		1
	F05011-87	Washer, 1/2" ID x 1 1/8" OD x .093" Rubber		1
8	016247	Cover, Middle Blade Housing		1
	079509	Cover, Middle Blade Housing	(Wide Head Only)	1
9	F05005-1	Bolt, 1/4-20 X 3/4" Hex Head		18
10	S07522	Hinge, Middle Blade Housing Cover		2
11	F05010-9	Nut, 1/4-20 Self-Locking Hex		4
12	021145	Nut, Cover Turn		3
13	S04433	Plate, Idle Blade Wheel Guard		1
14	F05010-58	Nut, 5/16-18 Hex Nylon Lock		6
15	F05006-5	Bolt, 5/16-18 X 3/4" Hex Head Grade 2		6

## 4.11 Drive Belt Covers



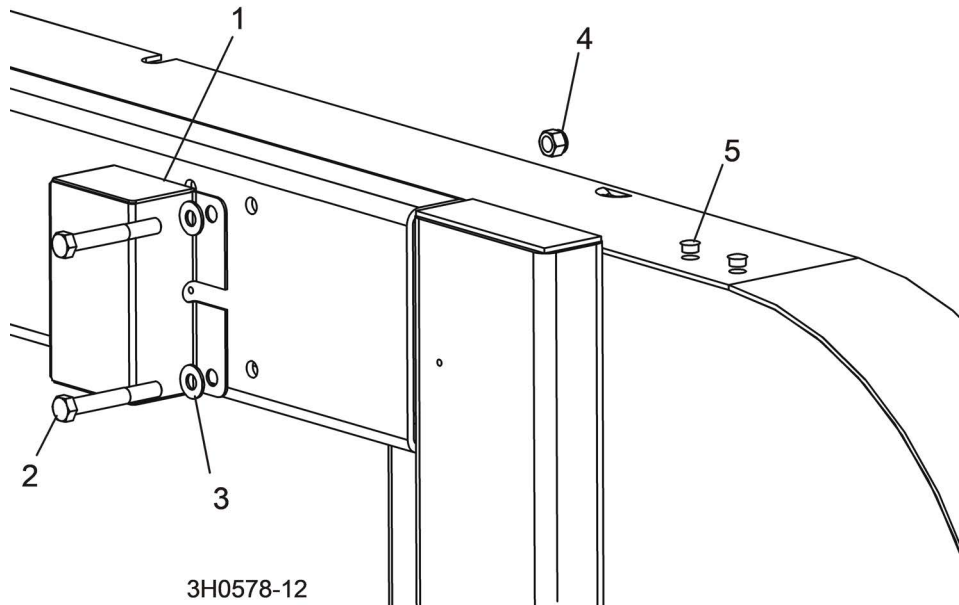
REF	PART #	DESCRIPTION	COMMENTS	QTY.
1	059599	Mount Weldment, Top Enclosure '10		1
2	F05010-9	Nut, 1/4-20 Keps		2
3	059596	Cover Weldment, C-Frame Enclosure '10		1
4	015962	Guard, Kohler Side Engine Pulley	G38 engines	1
	079714	Plate, D35 T4 Side Guard	D35 engine, US	1
	016152	Guard, Side Engine Pulley	D35 and D47 engine, International	1
	023793	Guard, 140A G35 Side	E25	1
5	003220	Cover Weldment, G38 Top Pulley	G38 engine	1
	079473	Cover Weldment, D35 T4 Top Pulley	D35 engine, US	1
	075542	Guard Weldment, Yanmar Engine Top Pulley	D35 and D47 engine, International	1
	065452	Weldment, E25 Drive Belt Guard 2011	E25	1
6	003263	Plate Weldment, G38 Gusset Cover	G38 engine	1
	079707	Plate, D35 T4 Cover	D35 engine, US	1
7	074752	Plate, LT40 Belt Cover		1
8	006026	Guard Weldment, Clutch 07		1
9	016089	Cover, Lower Belt Auto Clutch Std.		1
10	F05005-134	Bolt, 1/4-20x3/4 W/Conical Washer		27
11	006025	Guard Weldment, Lower Clutch, 07		1

### 4.12 Sawdust Chute



REF	PART #	DESCRIPTION	COMMENTS	QTY.
1	F05011-17	Washer, 5/16 SAE Flat		2
2	F05011-13	Washer, 5/16 Split Lock		2
3	F05006-5	Bolt, 5/16-18x3/4 HH Gr2		2
4	P11754	Decal, Sawdust Chute Warning		1
5	015466	Chute Weldment, 97 Sawdust		1
6	F05015-7	Bolt, #10-24x1/2 Self Tap		2
7	016727	Chute, Rubber Sawdust		1
8	P11668	Strap, 20 Rubber W/Hook	Located on fuel tray - used for transporting the chute	1

### 4.13 Wire Box/Hole Plugs

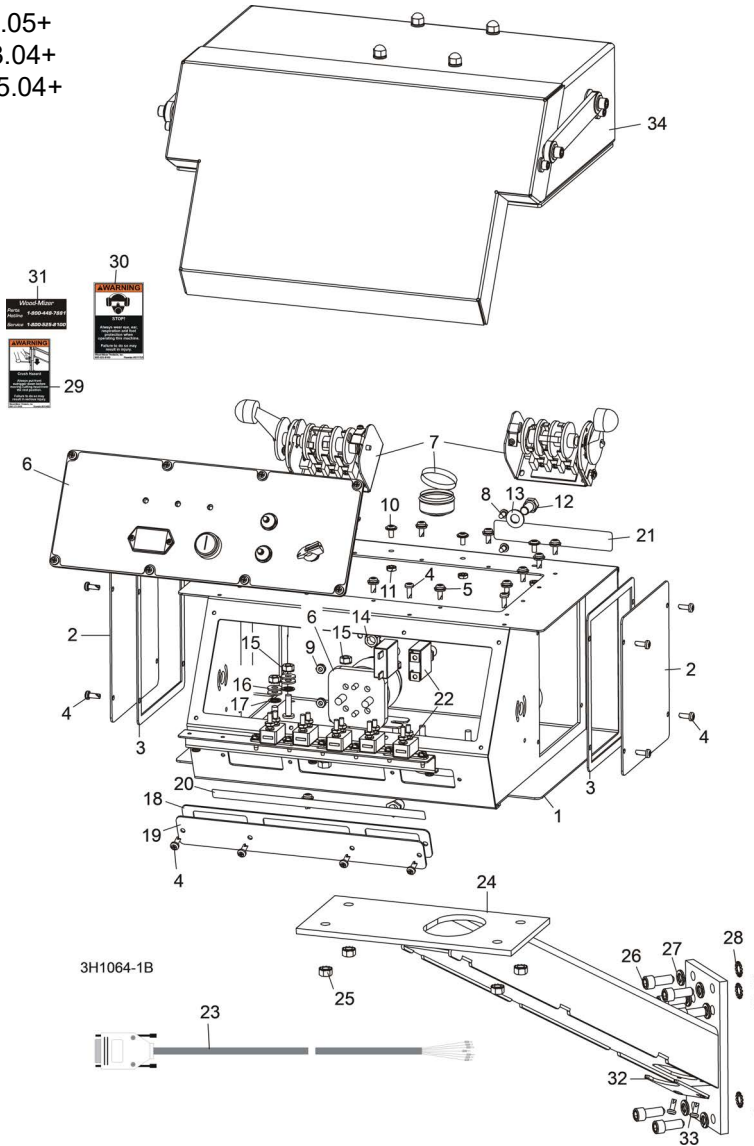


REF	PART #	DESCRIPTION	COMMENTS	QTY.
1	023616	Box, Wire Storage	Accesses debarker wiring	1
2	F05007-29	Bolt, 3/8-16 x 2 3/4" Hex Head		2
3	F05011-3	Washer, 3/8" SAE Flat		2
4	F05010-10	Nut, 3/8-16 Hex Nylon Lock		2
5	014537	Plug, 13/32" Plastic Hole		2

## SECTION 5 CONTROL & BATTERY BOXES

### 5.1 Control Assembly (G38, D35/D47 International, E25, 2010-Present)

LT40 Super Manual J7.05+  
LT40 Super Hydraulic K3.04+  
LT50s A5.04+

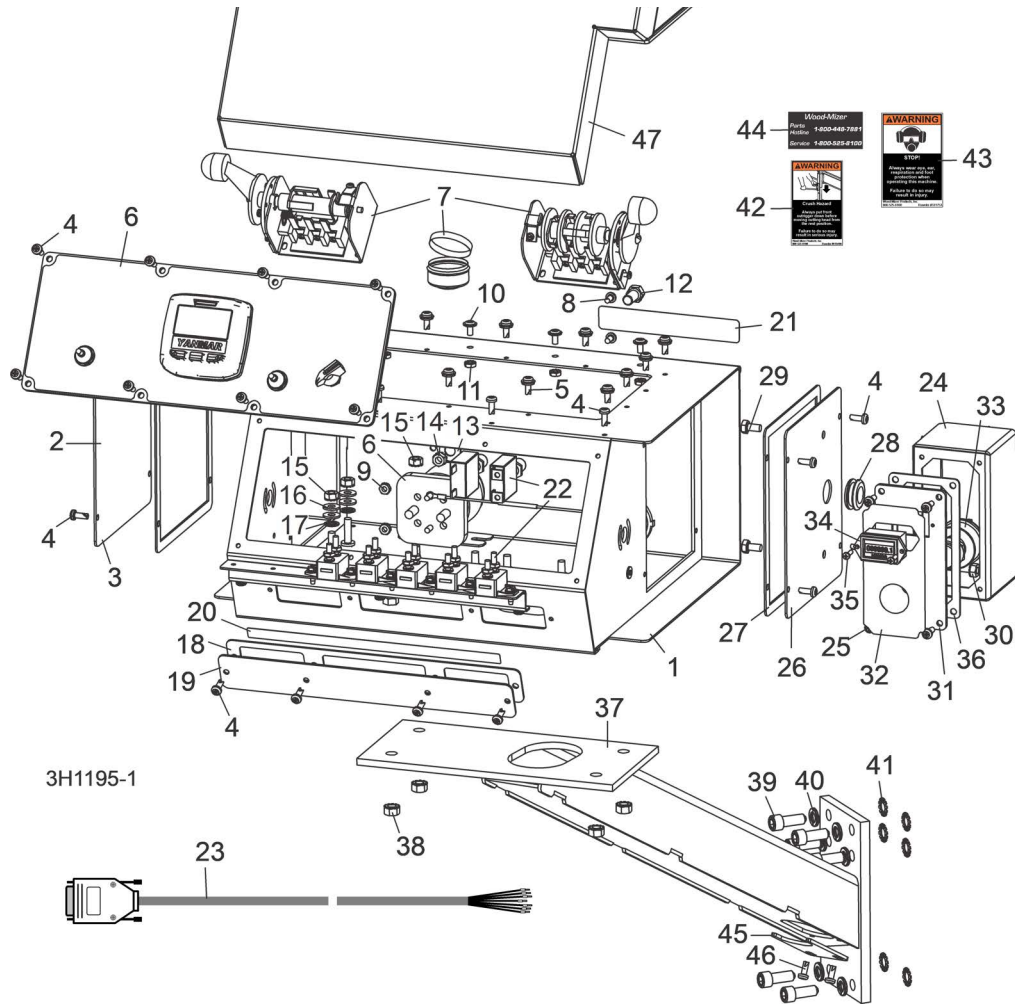


REF	PART #	DESCRIPTION	COMMENTS	QTY.
	015764	COVER, SAWMILL CONTROL CONSOLE		1
	036352	COVER, SAWMILL CONTROL CONSOLE W/ACCUSET		1
	069426	CONTROL BOX ASSEMBLY, E25 DUAL-AXIS		1
	073633	CONTROL BOX ASSEMBLY, G38 DUAL-AXIS		1
	069422	CONTROL BOX ASSEMBLY, D47 D-AXIS	<b>(INTERNATIONAL ONLY)</b>	1
<b>1</b>	025823	Box Weldment, Sawmill Control	Available in assemblies only.	1
<b>2</b>	006473	Panel, Control Box Side		2
<b>3</b>	015274	Gasket, Side Panel Control		2
<b>4</b>	F05015-17	Screw, #10-24 x 1/2" Pan Head		16
<b>5</b>	F05004-186	Screw, #10-24 x 1/2" Phillips Head		14
<b>6</b>	N/A	Front Control Panel & Wiring Harnesses	<a href="#">(See Section 7.4)</a>	1
<b>7</b>	N/A	Drum Switches	<a href="#">(See Section 5.3)</a>	1
<b>8</b>	F05004-3	Screw, #10-24 x 3/8" Phillips Pan Head		2



REF	PART #	DESCRIPTION	COMMENTS	QTY.
9	F05010-14	Nut, #10-24 Self Locking		2
10	F05004-148	Screw, #10-24 x 3/8" Phillips Pan Head Machine with Neo Washer		4
11	F05010-14	Nut, #10-24 Self-Locking Hex		4
12	F05007-27	Bolt, 3/8-16 x 3/4" Hex Head		1
13	F05011-3	Washer, 3/8" SAE Flat		1
14	F05010-19	Nut, 3/8" Lock Nut		1
15	F05010-9	Nut, 1/4-20 Self Locking		4
16	F05011-11	Washer, 1/4" SAE Flat		4
17	F05011-69	Washer, 1/4" Interior Star Heavy Duty Lock		2
18	015266	Gasket, Front Access Panel		1
19	015376	Panel, Control Box Front Access		1
20	069412	Decal, Front Circuit Breaker ID (Super NR Dual-Axis)		1
21	069414	Decal, Rear Circuit Breaker ID (Super NR Dual-Axis)		1
22	N/A	Circuit Breakers	<a href="#">(See Section 5.3)</a>	1
23	053355	Harness Assembly, Dual-Axis Motor Control Non-Remote		1
24	015236	<b>MOUNT WELDMENT, STANDARD CONTROL BOX</b>		1
25	F05010-20	<b>NUT, 5/16-18 SELF-LOCKING HEX</b>		4
26	F05007-52	<b>BOLT, 3/8-16 X 1" SOCKET HEAD</b>		6
27	F05011-4	<b>WASHER, 3/8" SPLIT LOCK</b>		6
28	F05011-36	<b>WASHER, 3/8" EXTERIOR STAR LOCK</b>		6
29	015400	<b>DECAL, FRONT OUTRIGGER WARNING</b>		1
30	S11753	<b>DECAL, EAR/EYE PROTECTION WARNING</b>		1
31	S12117	<b>DECAL, 800 NUMBER</b>		1
32	036381	<b>PLATE, PEDESTAL COVER</b>		1
33	F05015-17	<b>SCREW, #10-24 X 1/2" PAN HEAD</b>		2
34	N/A	<b>ACCUSET PARTS</b>	<a href="#">(See AccuSet 2 Manual)</a>	1

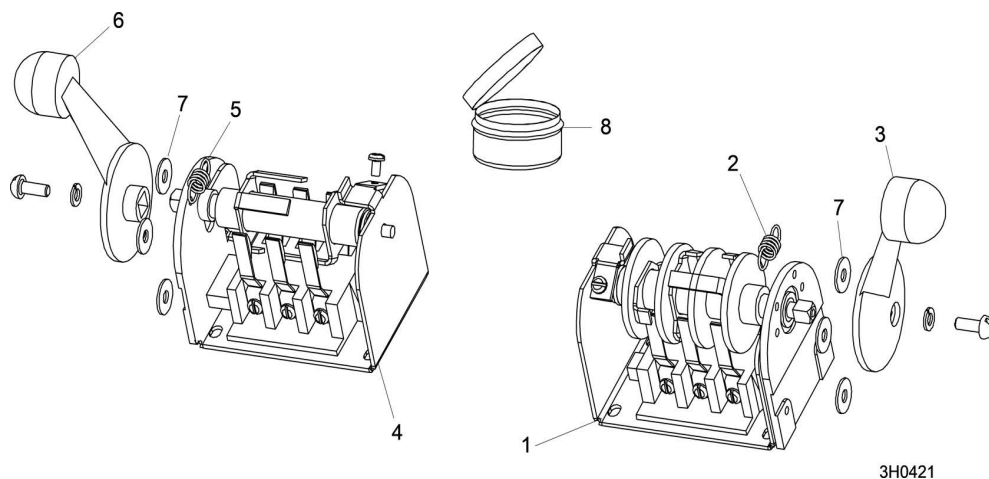
## 5.2 Control Assembly, D35 (US Only)



REF	PART #	DESCRIPTION	COMMENTS	QTY.
	015764	COVER, SAWMILL CONTROL CONSOLE		1
	036352	COVER, SAWMILL CONTROL CONSOLE W/ACCUSET		1
	073590	CONTROL BOX ASSEMBLY, D35 TIER4 DUAL-AXIS		1
1	025823	Box Weldment, Sawmill Control	Available in assemblies only.	1
2	006473	Panel, Control Box Side		2
3	015274	Gasket, Side Panel Control		2
4	F05015-17	Screw, #10-24 x 1/2" Pan Head		16
5	F05004-186	Screw, #10-24 x 1/2" Phillips Head		14
6	N/A	Front Control Panel & Wiring Harnesses	<a href="#">(See Section 7.4)</a>	1
7	N/A	Drum Switches	<a href="#">(See Section 5.3)</a>	1
8	F05004-3	Screw, #10-24 x 3/8" Phillips Pan Head		2
9	F05010-14	Nut, #10-24 Self Locking		2
10	F05004-148	Screw, #10-24 x 3/8" Phillips Pan Head Machine with Neo Washer		4
11	F05010-14	Nut, #10-24 Self-Locking Hex		4
12	F05007-27	Bolt, 3/8-16 x 3/4" Hex Head		1
13	F05011-3	Washer, 3/8" SAE Flat		1
14	F05010-19	Nut, 3/8" Lock Nut		1
15	F05010-9	Nut, 1/4-20 Self Locking		4

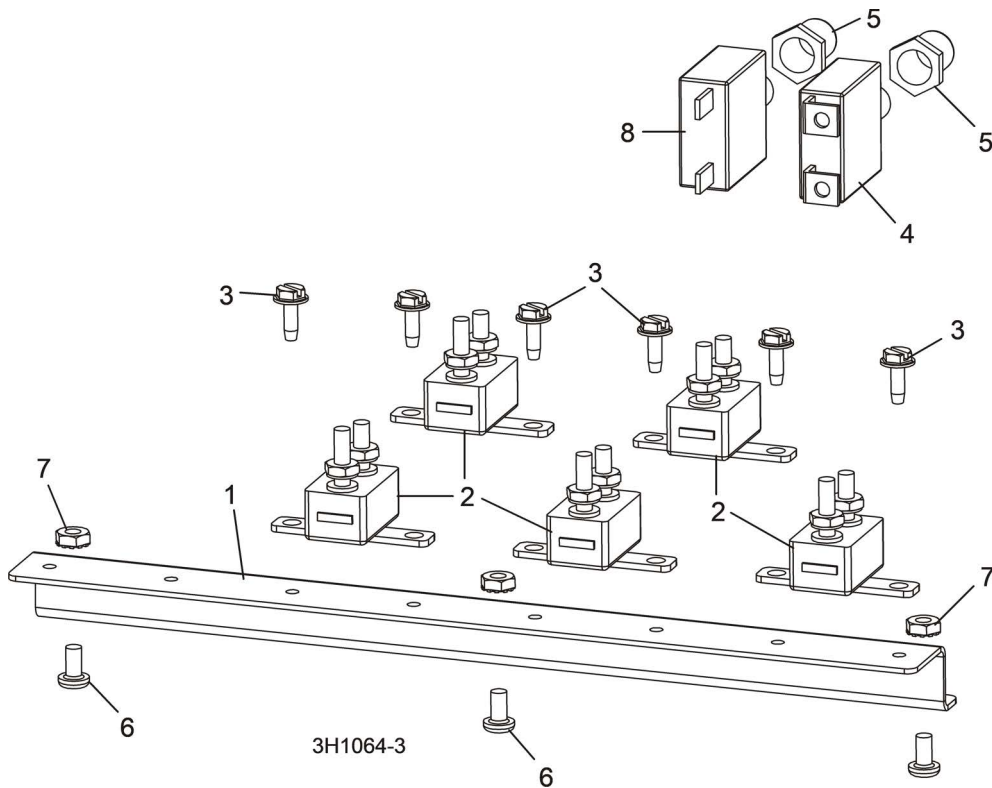
REF	PART #	DESCRIPTION	COMMENTS	QTY.
16	F05011-11	Washer, 1/4" SAE Flat		4
17	F05011-69	Washer, 1/4" Interior Star Heavy Duty Lock		2
18	015266	Gasket, Front Access Panel		1
19	015376	Panel, Control Box Front Access		1
20	069412	Decal, Front Circuit Breaker ID (Super NR Dual-Axis)		1
21	069414	Decal, Rear Circuit Breaker ID (Super NR Dual-Axis)		1
22	N/A	Circuit Breakers	<a href="#">(See Section 5.3)</a>	1
23	053355	Harness Assembly, Dual-Axis Motor Control Non-Remote		1
	073603	Box Assembly, Key Switch		1
24	078426	Control Box Weldment, Key/Hour		1
25	F05015-17	Bolt, #10-24x1/2 Ph Pan Hd, Type 23		4
26	033495	Panel Weldment, Side L.H.		1
27	015274	Gasket, Side Panel Control 97		1
28	033475	Grommet, 5/8 ID 3/16 GW Rubber		1
29	F05005-15	Bolt, 1/4-20x1/2 HH		2
30	F05010-9	Nut, 1/4-20 Keps		2
	073597	Panel Assembly, Key Switch Box Frt		1
31	073598	Plate, Key Switch Box Front		1
32	073594	Decal, Key Switch		1
33	P04350	Switch, Key		1
34	015401	Digital Meter, Hour Rect Mount w/ Gasket		1
35	F05015-28	Screw, #6-32x1/2 Plain PH T23		2
36	033488	Gasket, LMS Panel		1
37	015236	<b>MOUNT WELDMENT, STANDARD CONTROL BOX</b>		1
38	F05010-20	<b>NUT, 5/16-18 SELF-LOCKING HEX</b>		4
39	F05007-52	<b>BOLT, 3/8-16 X 1" SOCKET HEAD</b>		6
40	F05011-4	<b>WASHER, 3/8" SPLIT LOCK</b>		6
41	F05011-36	<b>WASHER, 3/8" EXTERIOR STAR LOCK</b>		6
42	015400	<b>DECAL, FRONT OUTRIGGER WARNING</b>		1
43	S11753	<b>DECAL, EAR/EYE PROTECTION WARNING</b>		1
44	S12117	<b>DECAL, 800 NUMBER</b>		1
45	036381	<b>PLATE, PEDESTAL COVER</b>		1
46	F05015-17	<b>SCREW, #10-24 X 1/2" PAN HEAD</b>		2
47	N/A	<b>ACCUSET PARTS</b>	<a href="#">(See AccuSet 2 Manual)</a>	1

### 5.3 Drum Switches



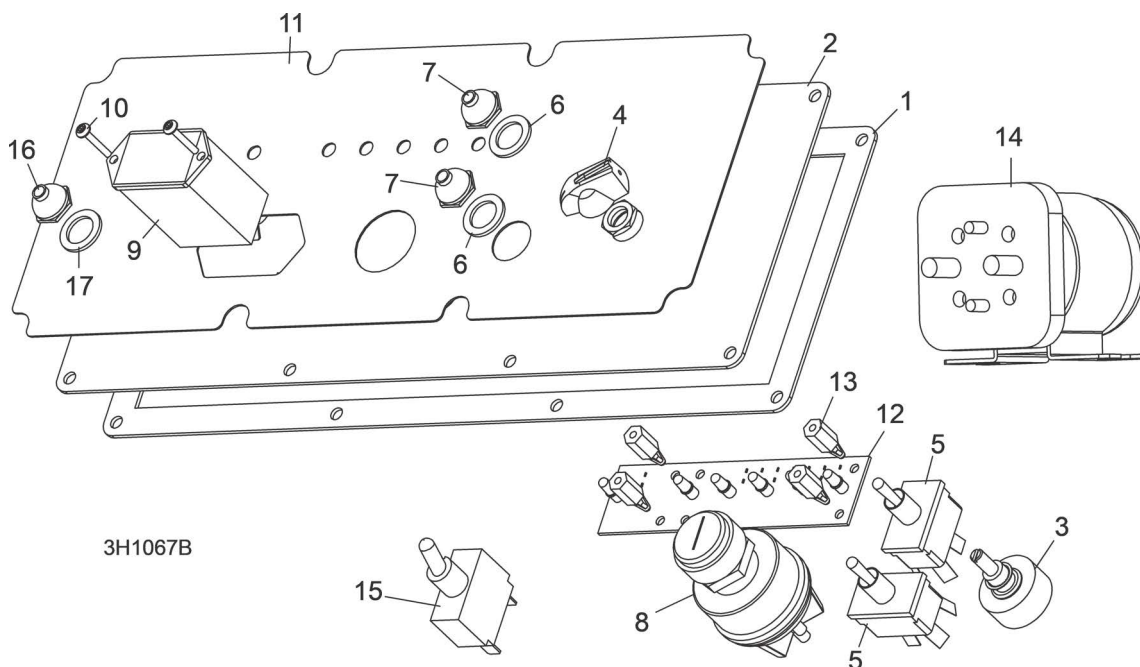
REF	PART #	DESCRIPTION	COMMENTS	QTY.
	E20440	<b>SWITCH ASSEMBLY, UP/DOWN DRUM</b>		1
1	E20440-B	Switch, S12 Bulk Drum	Available in assemblies only.	1
2	P12570	Spring, Drum Switch		1
3	P12500	Handle, Drum Switch Replacement		1
	E20439	<b>SWITCH ASSEMBLY, POWER FEED DRUM</b>		1
4	E20439-B	Switch, S11 Bulk Drum	Available in assemblies only.	1
5	P12570	Spring, Drum Switch		1
6	P12500	Handle, Drum Switch Replacement		1
7	F05011-41	<b>WASHER, #8 SAE FLAT</b>		6
8	A20463	<b>CUP ASSEMBLY, DRUM SWITCH GREASE</b>		1

## 5.4 Circuit Breakers



REF	PART #	DESCRIPTION	COMMENTS	QTY.
	015621	<b>BREAKER ASSEMBLY, SAWMILL CONTROL CIRCUIT</b>		1
1	052826	Rail, Circuit Breaker		1
2	E20430	Breaker, 15 Amp Manual Reset		5
3	F05015-7	Screw, #10-24 x 1/2" Self-Tapping		6
4	015527	<b>BREAKER, 70 AMP MANUAL RESET PANEL MOUNT</b>	Up/Down	1
5	021253	<b>BOOT, CIRCUIT BREAKER</b>		2
6	F05004-3	<b>SCREW, #10-24 X 3/8" PHILLIPS PAN HEAD</b>		3
7	F05010-14	<b>NUT, #10-24 SELF LOCKING</b>		3
8	024246	<b>BREAKER, 30A MANUAL RESET PANEL MOUNT</b>	Autoclutch	1

## 5.5 Front Panel Assembly & Harnesses

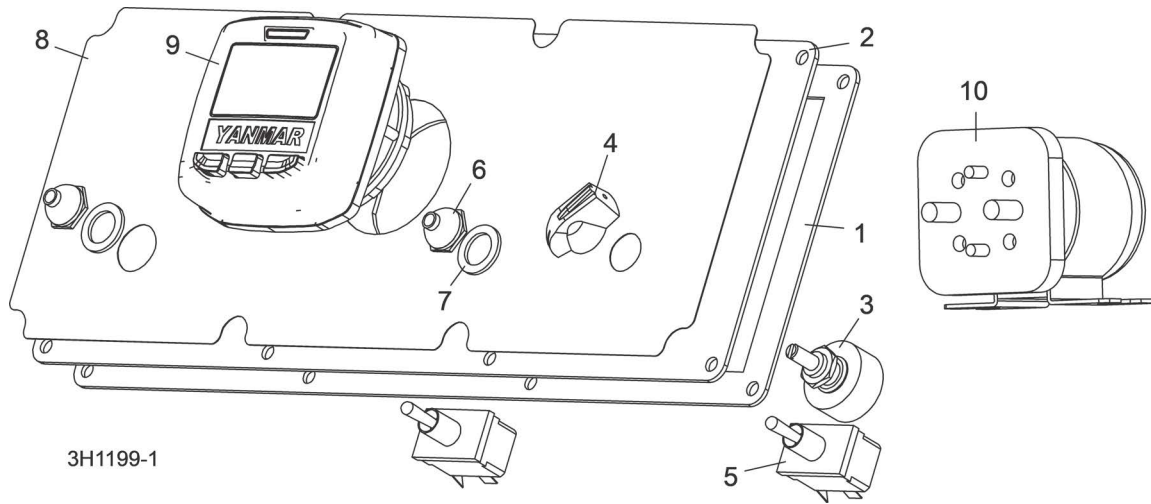


3H1067B

REF	PART #	DESCRIPTION	COMMENTS	QTY.
	069417	<b>PANEL ASSEMBLY, CONTROL FRONT</b>	<b>E25</b>	1
	069416	<b>PANEL ASSEMBLY, CONTROL FRONT</b>	<b>G38/D47 INTERNATIONAL</b>	1
<b>1</b>	015270	Gasket, Front Panel		1
<b>2</b>	015302	Panel Weldment, Control		1
<b>3</b>	024450-1	Switch Assembly, Feed Rate		1
<b>4</b>	P06257	Knob, Feed Rate With Set Screw		1
<b>5</b>	024200	Switch, Toggle		2
<b>6</b>	P02575	Boot, Toggle Switch Rubber		2
<b>7</b>	P05251-1	Washer, 1/2 x 3/4 x 1/16 Nylon		2
<b>8</b>	P04350	Switch, Key		1
<b>9</b>	015401	Meter, Hour		1
<b>10</b>	F05015-28	Screw, #6-32 x 1/2" Plain PH T23		2
<b>11</b>	015271	Decal, Control Panel	E25/E30	1
	015269	Decal, Control Panel	Gas/Diesel	1
<b>12</b>	015416	Board, LED Circuit	E25/E30	1
	015409	Board, LED Circuit	Gas/Diesel	1
<b>13</b>	023147	Spacer, 1/2"-#6 Threaded		4
<b>14</b>	016371	Solenoid Kit, 200A 12V SPST Cont. Duty		1
	015470	Solenoid, 200A 12V SPST Cont. Duty	Available in assemblies only.	1
	015426	Diode Assembly, Solenoid Coil Chassis Gnd		1
<b>15</b>	051346	<b>SWITCH, BLADE START/STOP</b>		1
<b>16</b>	P02575	<b>BOOT, TOGGLE SWITCH RUBBER</b>		1
<b>17</b>	P05251-1	<b>WASHER, 12 X 3/4 X 1/16 NYLON</b>		1
	069343	<b>HARNESS ASSEMBLY, UPPER WIRING</b>	<b>E25 2010</b>	1
	069307	<b>HARNESS ASSEMBLY, UPPER WIRING</b>	<b>G38 2010</b>	1
	052903	Connector Assembly, Kohler Engine		1
	069309	<b>HARNESS ASSEMBLY, UPPER WIRING</b>	<b>D47 2010 INTERNATIONAL</b>	1

REF	PART #	DESCRIPTION	COMMENTS	QTY.
	050399	Conduit, 1 1/4" x 58" Flex		1
	024402	Connector, 1 1/4" Straight Male Metal Conduit		1
	051872	<b>HARNESS ASSEMBLY, LOWER WIRING</b>		1
	R02374	Conduit, 1/2" Expandable Black		41 in.
	R02374	Conduit, 1/2" Expandable Black		42 in.

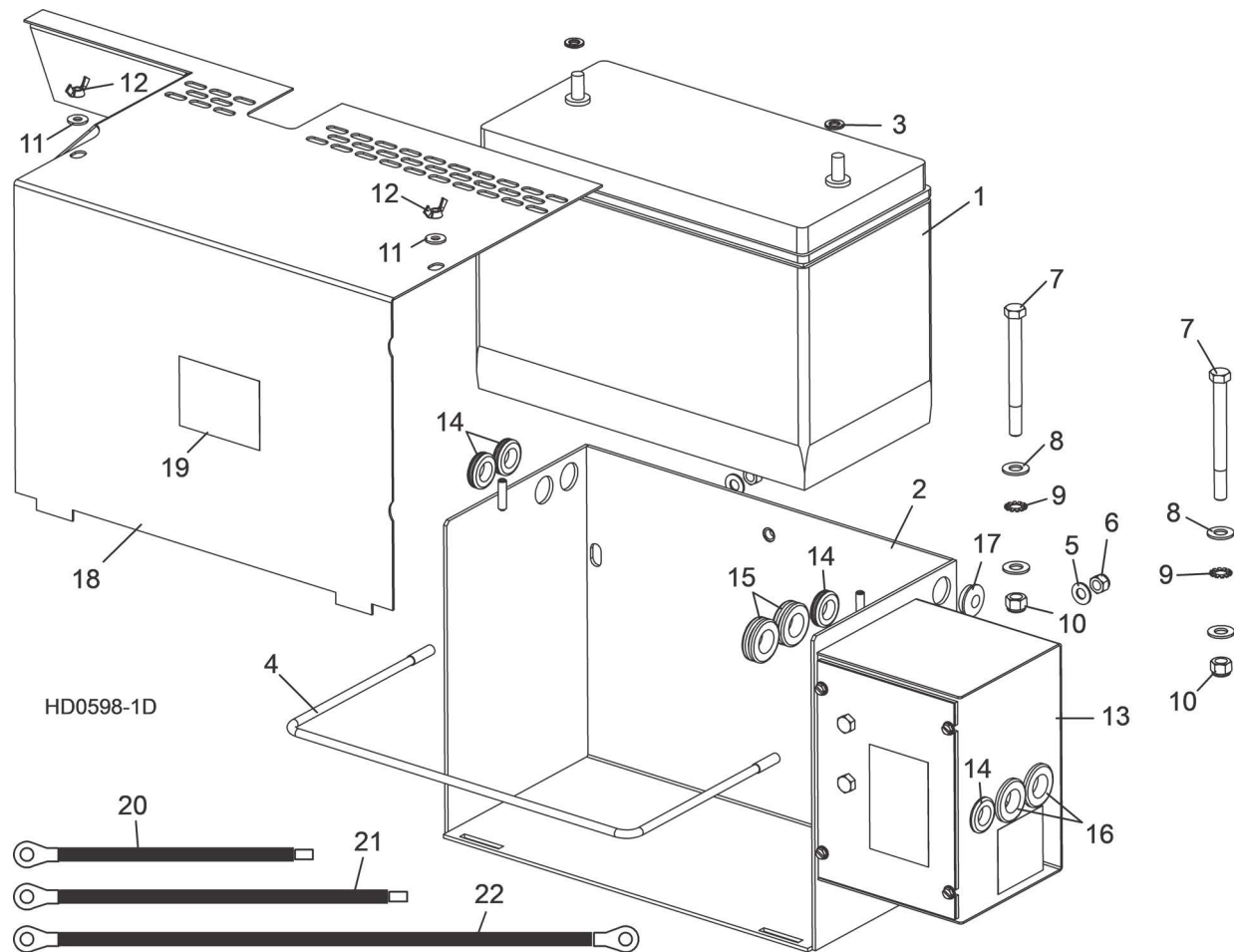
## 5.6 Front Panel Assembly & Harnesses (US Diesel Only)



REF	PART #	DESCRIPTION	COMMENTS	QTY.
	073596	<b>PANEL ASSEMBLY, LT40 SUPER TIER 4 FRONT</b>	<b>D35 US ONLY</b>	1
1	015270	Gasket, Front Panel		1
2	011298	Panel, LT40/50 Control Box Front		1
3	024450	Pot Assembly, Feed Rate Control Sawmill		1
4	P06257	Knob, Feed Rate With Set Screw		1
5	024200	Switch, Toggle		2
6	P02575	Boot, Toggle Switch Rubber		2
7	P05251-1	Washer, 1/2 x 3/4 x 1/16 Nylon		2
8	073593	Decal, Yanmar Tier 4 Control Panel Front		1
9	073601	Controller, Yanmar Tier 4 Engine		1
10	016371	<b>SOLENOID KIT, 200A 12V SPST CONT. DUTY</b>		1
	015470	Solenoid, 200A 12V SPST Cont. Duty	Available in assemblies only.	1
	015426	Diode Assembly, Solenoid Coil Chassis Gnd		1
	073591	<b>HARNESS, LT40/50NR D47 UPPER 2010</b>		1
	050399	Conduit, 1 1/4" x 58" Flex		1
	024402	Connector, 1 1/4" Straight Male Metal Conduit		1
	051872	<b>HARNESS ASSEMBLY, LOWER WIRING</b>		1
	R02374	Conduit, 1/2" Expandable Black		41 in.
	R02374	Conduit, 1/2" Expandable Black		42 in.



## 5.7 Battery Box Assembly



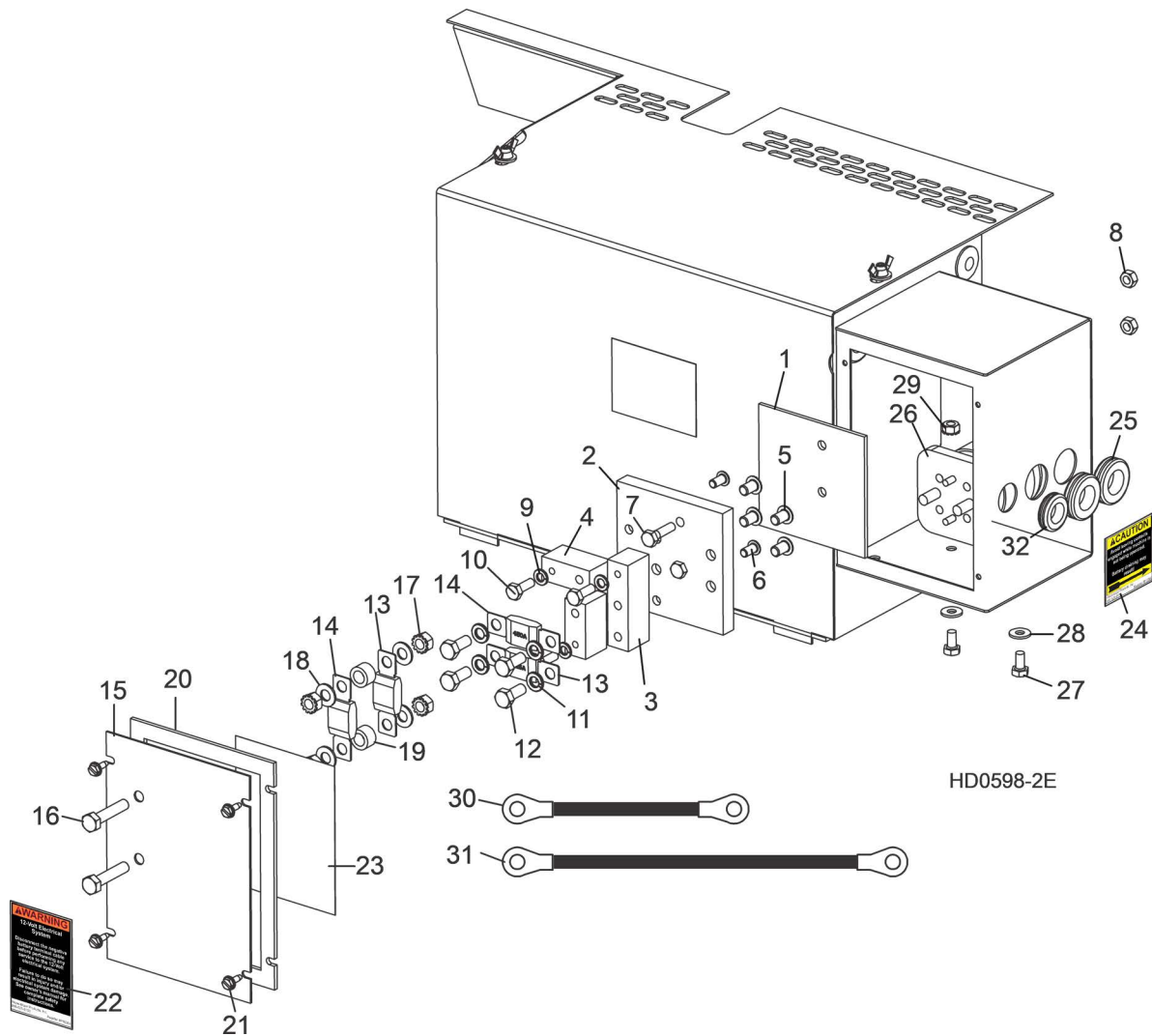
REF	PART #	DESCRIPTION	COMMENTS	QTY.
1	025841	<b>BATTERY, 12 VOLT 8A31DTM AGM</b>	Available in assemblies only.	1
	015565	<b>BOX ASSEMBLY, SUPER HYDRAULIC BATTERY</b>		1
2	015191	Box Weldment, Battery		1
3	F05011-13	Washer, 5/16 Split Lock		2
4	015194	Retainer Loop, Battery		1
5	F05011-17	Washer, 5/16" SAE Flat		2
6	F05010-58	Nut, 5/16-18 Hex Nylon Lock		2
7	F05007-4	Bolt, 3/8-16 X 4" Hex Head Grade 2		2
8	F05011-3	Washer, 3/8" SAE Flat		2
9	F05011-36	Washer, 3/8" External Star		2
10	F05010-10	Nut, 3/8" Hex Nylon Lock		2
11	F05011-11	Washer, 1/4" SAE Flat		2
12	F05010-13	Nut, 1/4-20 Wing		2
13	N/A	Fuse Box Parts	<a href="#">(See Section 7.6)</a>	1
	N/A	Hydraulic Positive Contact Parts	<a href="#">(See Section 11.12)</a>	1
14	P11764	Grommet, 5/8" Rubber Wire		4
15	074198	Grommet, 3/4" ID 11 Gauge Thickness		2
16	074199	Grommet, 3/4" ID 16 Gauge Thickness		2

**5** **Control & Battery Boxes**  
*Battery Box Assembly*

---

REF	PART #	DESCRIPTION	COMMENTS	QTY.
17	052496	Plug, 1/2" Knockout Nylon		1
18	015771	LID WELDMENT, BATTERY BOX SUPER		1
19	014774	DECAL, BATTERY BOX LID CAUTION		1
20	036308	CABLE ASSEMBLY, 1 GA X 12" 150A FUSE TO BATTERY POSITIVE		1
21	036309	CABLE ASSEMBLY, 1 GA X 16" 225A FUSE TO BATTERY POSITIVE		1
22	036306	CABLE ASSEMBLY, 1 GA X 26" BATTERY NEG-ATIVE TO NEG. CONTACT		1

## 5.8 Fuse Box Assembly

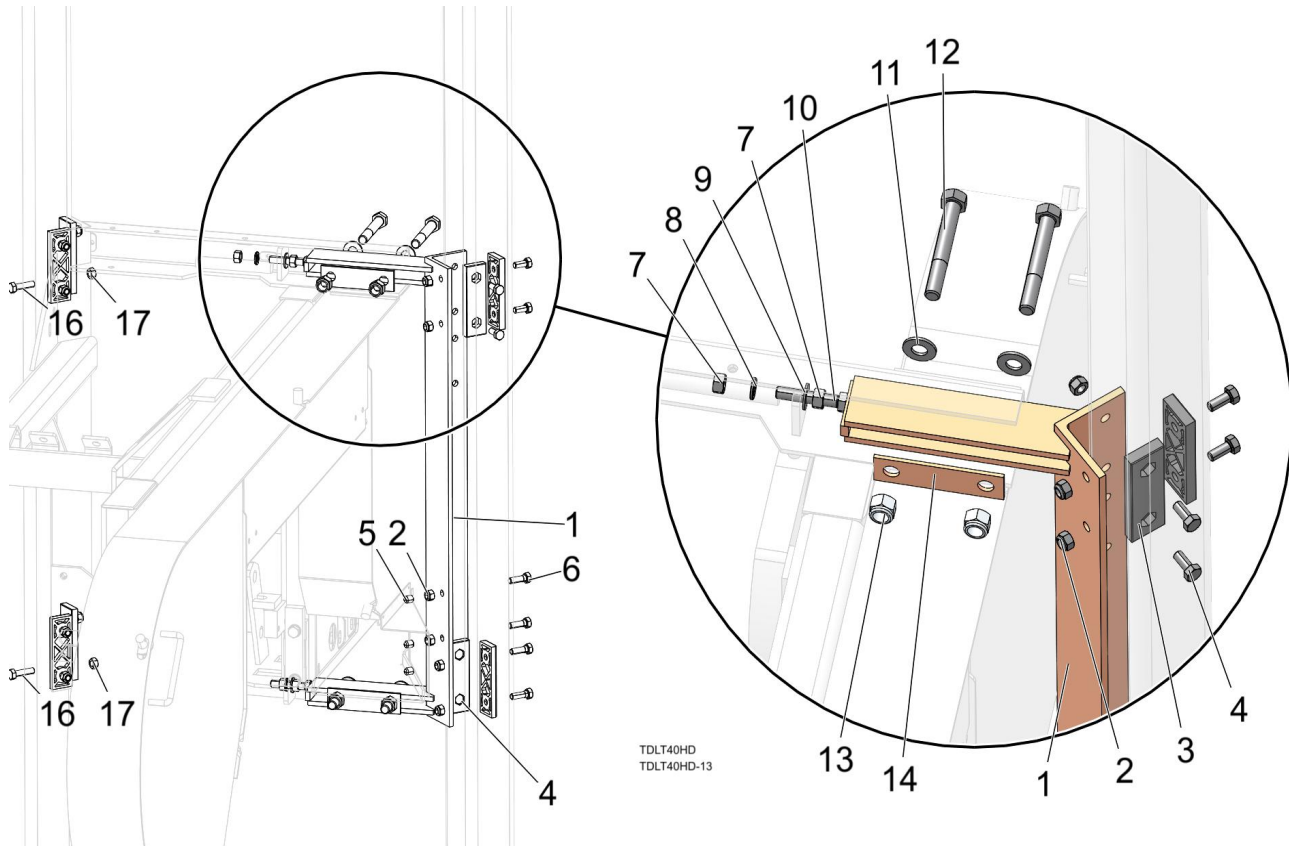


REF	PART #	DESCRIPTION	COMMENTS	QTY.
	006795	<b>BLOCK ASSEMBLY, DOUBLE FUSE</b>		1
1	056999	Plate, Fuse Block Insulator		1
2	056997	Block, Fuse Mount	Available in assemblies only.	1
3	056996	Block, 3/4" Upper Fuse		1
4	056998	Block, 3/4" Lower Fuse		2
5	F05006-20	Screw, 5/16-18 x 1/2" Socket Button Head		4
6	F05005-59	Screw, 1/4-20 x 1/2" Socket Button Head		2
7	F05005-101	Bolt, 1/4-20 x 1" Hex Head Grade 5		2
8	F05010-21	Nut, 1/4-20 Hex Lock		2
9	F05011-14	Washer, 1/4" Split Lock		3
10	F05005-123	Bolt, 1/4-20 x 3/4" Hex Head Grade 5		3
11	F05011-13	Washer, 5/16" Split Lock		4
12	F05006-102	Bolt, 5/16-18 x 3/4" Hex Head Grade 5		4
13	053339	<b>FUSE, 225A 32V MEGA</b>		2
14	053340	<b>FUSE, 450A 32V MEGA</b>		2

REF	PART #	DESCRIPTION	COMMENTS	QTY.
	006853	<b>COVER ASSEMBLY, DOUBLE FUSE BOX</b>		1
15	006851	Cover, Fuse Box		1
16	F05006-2	Bolt, 5/16-18 x 1 1/2" Hex Head Full Thread		2
17	F05010-20	Nut, 5/16-18 Hex Self-Locking		4
18	F05011-17	Washer, 5/16" SAE Flat		4
19	055323	Spacer, .39" x .625" x .39"		2
20	050283	Gasket, Fuse Box Cover		1
21	F05015-7	<b>SCREW, #10-24 X 1/2" SELF-TAPPING</b>		4
22	P10364	<b>DECAL, 12 VOLT WARNING</b>		1
23	006868	<b>DECAL, 225/450A MEGA FUSE ID</b>		1
24	P12960	<b>DECAL, HYDRAULIC CONTACT CAUTION</b>		1
25	074199	<b>GROMMET, 3/4" ID 16 GAUGE THICKNESS</b>		2
26	016371	<b>SOLENOID KIT, 200A 12V SPST CONT. DUTY</b>		1
	015470	Solenoid, 200A 12V SPST Cont. Duty	Available in assemblies only.	1
	015426	Diode Assembly, Solenoid Coil Chassis Ground		1
	024451	<b>WIRE ASSEMBLY, HYDRAULIC SOLENOID VOLTAGE DROP</b>		1
27	F05005-15	<b>BOLT, 1/4-20 X 1/2" HEX HEAD</b>		2
28	F05011-11	<b>WASHER, 1/4" SAE FLAT</b>		2
29	F05010-9	<b>NUT, 1/4-20 SELF-LOCKING HEX</b>		2
30	036305	<b>CABLE ASSEMBLY, 1 GA X 6 1/2" FUSE TO SOLENOID</b>		1
31	036307	<b>CABLE ASSEMBLY, 1 GA X 14" SOLENOID TO POSITIVE CONTACT</b>		1
32	P11764	<b>GROMMET, 5/8" ID RUBBER</b>		1

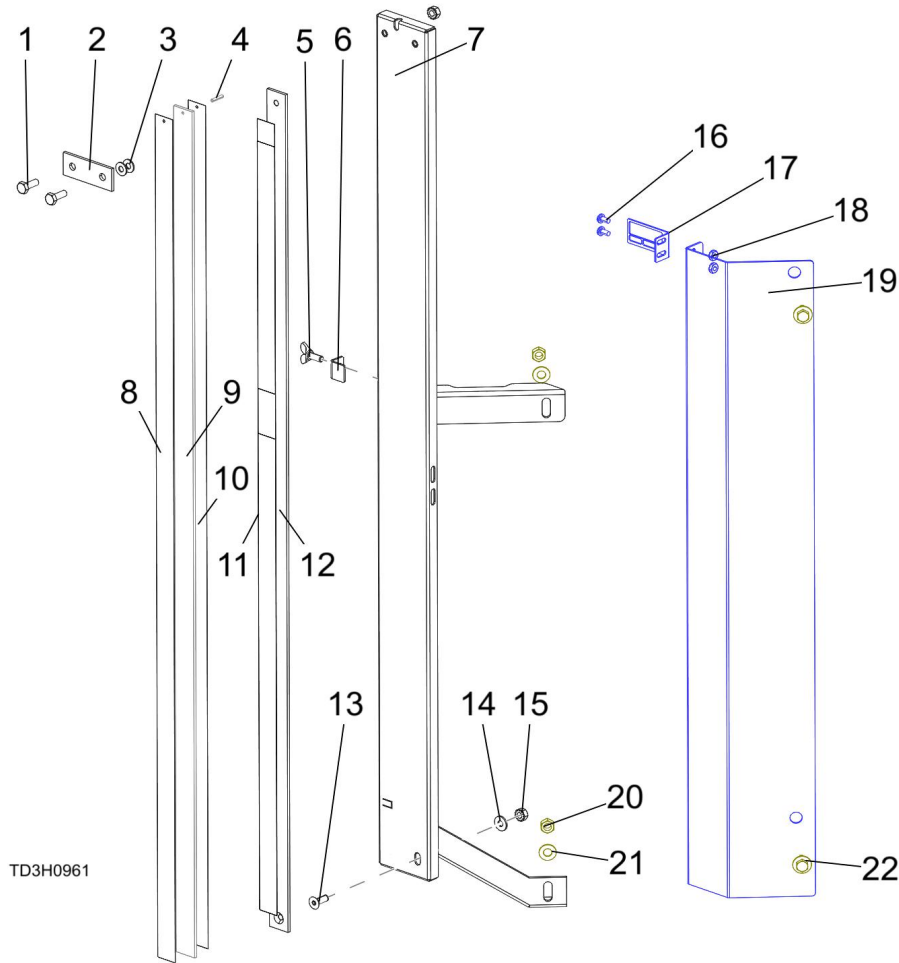
## SECTION 6 UP/DOWN SYSTEM

### 6.1 Head Mount



REF	PART #	DESCRIPTION	COMMENTS	QTY.
	A07540	Slide Assembly, C-Frame Back W/Delrin		1
1	W04099	Slide Weldment, Delrin Pad Back Mnt		1
2	F05010-58	Nut, 5/16-18 Nyl Lock		16
3	M04096	Pads, Delrin Up/Dn Slide		8
4	F05006-5	Bolt, 5/16-18x3/4 HH Gr2		12
5	017715	Cap, .281x3/8 In Black Vinyl		3
6	F05006-1	Bolt, 5/16-18x1 HH Gr2		4
7	F05010-1	Nut, 3/8-16 Hex		4
8	F05011-4	Washer, 3/8 Split Lock		2
9	F05011-3	Washer, 3/8 Flat SAE		2
10	F05007-16	Bolt, 3/8-16x2 HH FT		2
11	F05011-2	Washer, 1/2 SAE Flat		2
12	F05008-61	Bolt, 1/2-13x3 1/2 Hex Head GR5 Zinc		2
13	F05010-8	Nut, 1/2-13 Nyl Hex Lock		4
14	S07935	Plate, .125x1.13x4.13 Washer		2
15	A07540	Slide Assembly, C-Frame Back W/Delrin		1
16	F05006-93	Bolt, 5/16-18x1-1/4 HH FT Gr5		2
17	F05010-17	Nut, 5/16-18 Hex		2

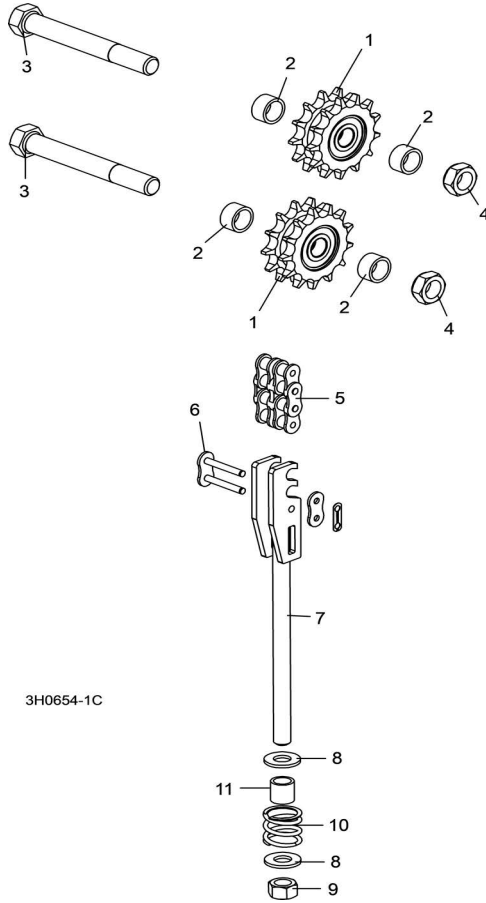
## 6.2 Blade Height & Quarter Scales



REF	PART #	DESCRIPTION	COMMENTS	QTY.
	A12022	Scale Assembly, Sawhead	Order K11998 for replacement kit	
1	F05005-1	Bolt, 1/4-20x3/4 FT HHC		2
2	S04805	Plate, 1/8x1x2 5/8 Al Scale		1
3	F05011-22	Washer, 1/4 .020 Thick Nylon		2
4	F05012-14	Pin, 1/8x5/8 Roll Zinc		1
5	F05005-64	Stud, 1/4-20x5/8 Wing		1
6	036666	Plate, Movable Scale Stop		1
7	W11997	Mount Wdmt, Scale Ptd		1
	S11989	Scale Assembly, Standard Quarter		1
8	S11774	Decal, Moveable Quarter Scale		1
9	R01665	Flat, 1/8x1x37- 5/8 6063 T6 AL		1
10	P12819	Decal, 37 1/2 Grade Quarter		1
11	S11773	Decal, Moveable Inch Scale		1
12	S11988	Plate, 1/8x1x37 1/4 Alum Inch		1
13	F05005-70	Bolt, 1/4-20x3/4 FHS		1
14	F05011-11	Washer, 1/4 SAE Flat		1
15	F05010-9	Nut, 1/4-20 Keps		2
	038591	Pointer Assembly, Adjustable Scale		1

REF	PART #	DESCRIPTION	COMMENTS	QTY.
16	F05004-3	Bolt, #10-24x3/8 CrSI PH		2
17	038585	Pointer, Bent Scale Height		1
18	F05010-14	Nut, #10-24 Keps		2
19	038586	Plate, Bent Pointer Mount		1
20	F05010-6	Nut, 5/16-18 Swaged Hex		2
21	F05011-17	Washer, 5/16 SAE Flat		2
22	F05005-134	Bolt, 1/4-20x3/4 W/Conical Washer		2
	K12064	<b>DECAL KIT, METRIC SCALE</b>	Optional	1
	S11711	Decal, Metric		1
	P12040-1	Scale Assembly, Metric Quarter		1
	R01665	Flat, 1/8x1x192 6063 T6 Al		
	F05012-14	Pin, 1/8x5/8 Roll Zinc		
	P12040-1	Decal, 16-40CM Metric		
	P12040-2	Decal, 45-63CM Metric		

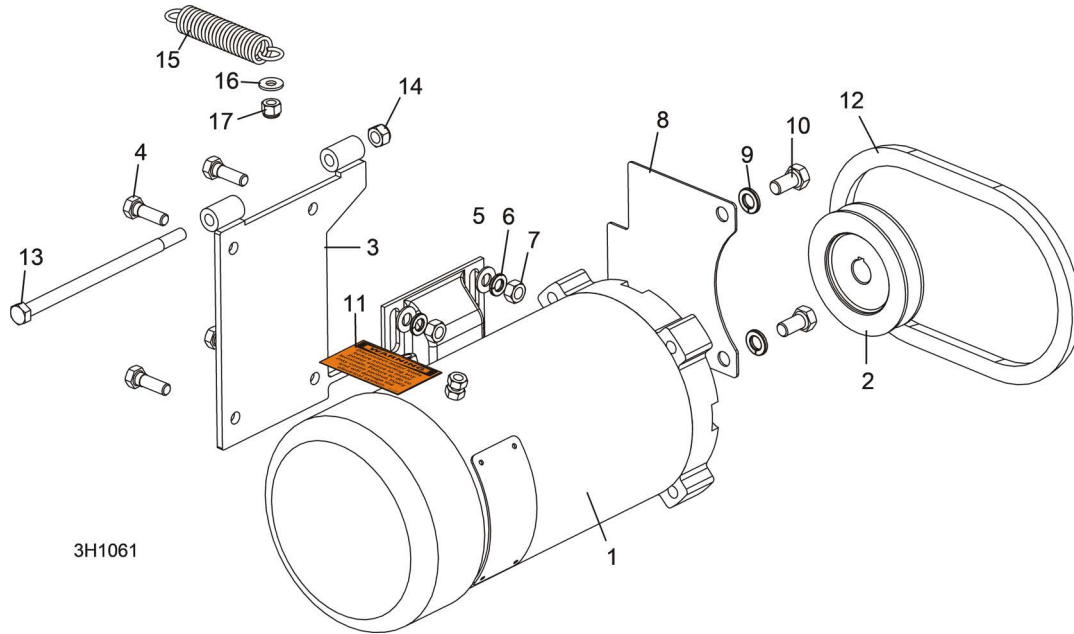
### 6.3 Up/Down Chain & Sprockets



REF	PART #	DESCRIPTION	COMMENTS	QTY.
	016020	Sprocket Kit, Up/Down Idler #50-2		1
<b>1</b>	016019	Sprocket, Up/Down Idler '98		2
<b>2</b>	016018	Spacer, 50-2 Idler '98		4
	016020-541	Instruction Sheet, Up/Down Idler Retrofit		1
<b>3</b>	F05009-6	Bolt, 5/8-11 X 5" Hex Head Grade 2		2
<b>4</b>	F05010-96	Nut, 5/8-11 Jam Nylon Lock		2
<b>5</b>	015259	Chain, #50-2 X 75.625" Up/Down		1
<b>6</b>	015258	Link, #50-2 Master		2
	015456	Tensioner Assembly, Up/Down Chain		1
<b>7</b>	015188	Bracket, Up/Down #50 Chain Tensioner	Available in assemblies only.	1
<b>8</b>	F05011-2	Washer, 1/2" SAE Flat		2
<b>9</b>	F05010-8	Nut, 1/2-13 Hex Nylon Lock		1
<b>10</b>	016516	Spring, 1" OD x 1" Long x .125" Wire Compr.		1
<b>11</b>	016515	Spacer, Up/Dn Chain Tensioner		1

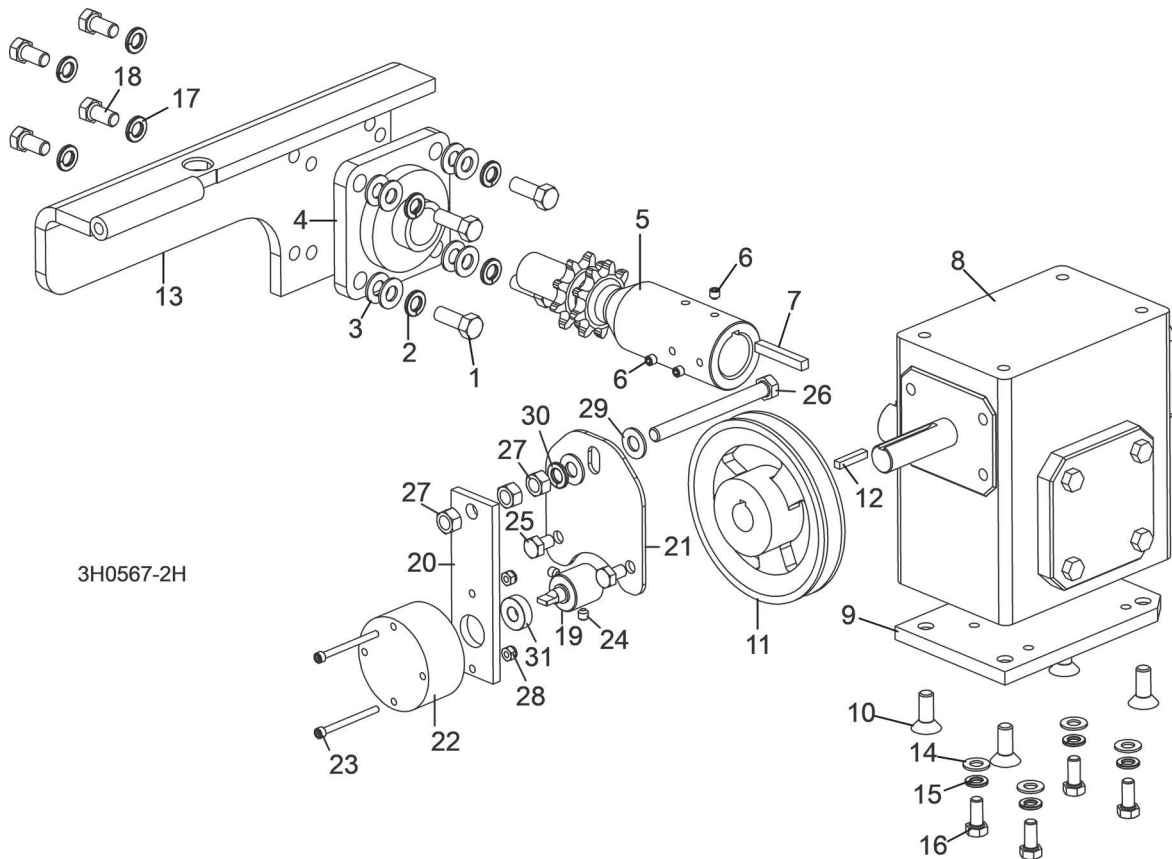


## 6.4 Up/Down Motor Assembly



REF	PART #	DESCRIPTION	COMMENTS	QTY.
	008779	<b>UP/DOWN MOTOR ASSEMBLY</b>		1
1	053682	Motor, 1HP 12VDC Electric		1
	053682-BK	Brush Kit, Leeson 1HP Motor		1
2	008999	Pulley, AK32 x 5/8"		1
3	015198	Bracket, Up/Down Motor Mount		1
4	F05006-1	Bolt, 5/16-18 x 1" Hex Head		4
5	F05011-17	Washer, 5/16" SAE Flat		4
6	F05011-13	Washer, 5/16" Split Lock		4
7	F05010-17	Nut, 5/16-18 Hex		4
8	015016	Guard, Up/Down Sprocket		1
9	F05011-4	Washer, 3/8" Split Lock		2
10	F05007-27	Bolt, 3/8-16 x 3/4" Hex Head		2
11	024431	Decal, Disconnect Motor Leads Warning		1
12	038459	<b>BELT, 4L245 NOTCHED</b>		1
13	F05006-73	<b>BOLT, 5/16-18 X 6" HEX HEAD GRADE 5</b>		1
14	F05010-65	<b>NUT, 5/16-18 HEX NYLON LOCK</b>		1
15	015569	<b>SPRING, .75" X 3 3/4" X .092" EXTENSION</b>		1
16	F05011-11	<b>WASHER, 1/4" SAE FLAT</b>		1
17	F05010-69	<b>NUT, 1/4-20 NYLON LOCK HEX</b>		1

## 6.5 Up/Down Drive Assembly

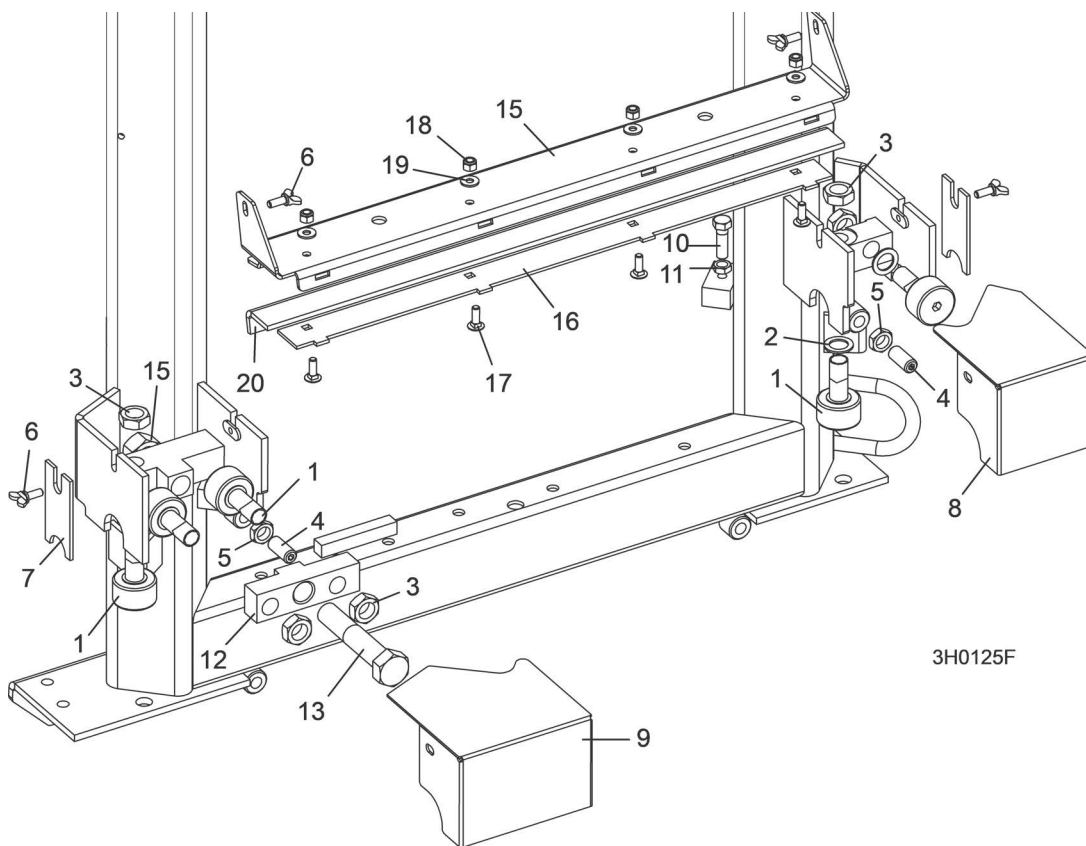


REF	PART #	DESCRIPTION	COMMENTS	QTY.
	015176	<b>UP/DOWN DRIVE ASSEMBLY</b>		1
1	F05007-7	Bolt, 3/8-16 x 1" Hex Head		4
2	F05011-4	Washer, 3/8" Split Lock		4
3	F05011-3	Washer, 3/8" SAE Flat		8
4	014090	Bearing, Flanged Up/Down		1
	016094	Shaft Kit, Up/Down Drive		1
5	016031	Shaft, Up/Down Sprocket	Available in assemblies only.	1
6	F05005-105	Screw, 1/4-28 x 1/4" Socket Head Cup Point		3
7	S04124	Key, 1/4" Square x 1 11/16" Long		1
8	074124	Gear Box, Up/Down Grove		1
9	014158	Plate, Gear Box Spacer		1
10	F05007-64	Bolt, 3/8-16 x 1" Flat Socket Head		4
11	015256	Pulley, Up/Down		1
12	S31027	Key, 3/16" Square x 1" Long		1
13	015195	Bracket, Up/Down Motor Mount		1
14	F05011-17	<b>WASHER, 5/16" SAE FLAT</b>		4
15	F05011-13	<b>WASHER, 5/16" SPLIT LOCK</b>		4
16	F05006-102	<b>BOLT, 5/16-18 X 3/4" HEX HEAD GRADE 5</b>		4
17	F05011-4	<b>WASHER, 3/8" SPLIT LOCK</b>		4
18	F05007-27	<b>BOLT, 3/8-16 X 3/4" HEX HEAD</b>		4
	L04869-4	<b>OIL, 8 OZ. MOBIL SHC634 BOTTLED SYN-THETIC GEAR</b>	24 oz. required for complete oil replacement.	1

REF	PART #	DESCRIPTION	COMMENTS	QTY.
	065187	<b>BRAKE ASSEMBLY, SUPER UP/DOWN</b>		1
<b>19</b>	062511	Shaft, Up/Down Brake LT70 3/4"		1
<b>20</b>	062513	Plate, Brake Mount		1
<b>21</b>	065190	Plate, Super Up/Down Brake Mount		1
	065907	Brake Assembly, LT40/50/70 Up/Down Replacement		1
<b>22</b>	069519	Brake, Klauber Gearmotor #K01134D300	Available in assemblies only.	1
	F05708-26	Terminal, 3/16" 18-22 Ga Quick Male		2
<b>23</b>	F05004-273	Bolt, #8-32 x 2" Socket Head Stainless Steel		2
<b>24</b>	F05005-131	Screw, 1/4-20 x 1/4" Cup Point Socket Set		2
<b>25</b>	F05006-15	Bolt, 5/16-18 x 1/2" Hex Head Grade 5		2
<b>26</b>	F05007-92	Bolt, 3/8-16 x 4" Hex Head Full Thread Grade 5		1
<b>27</b>	F05010-1	Nut, 3/8-16 Hex		3
<b>28</b>	F05010-169	Nut, #8-32 Hex Nylon Lock		2
<b>29</b>	F05011-3	Washer, 3/8" SAE Flat		2
<b>30</b>	F05011-4	Washer, 3/8" Split Lock		1
<b>31</b>	P10688	Bearing, R6-2NSL SRI-2 ABEC-1		1
	069678-S-FR	Diode OR Assembly, Up/Down Brake LT40/50		1

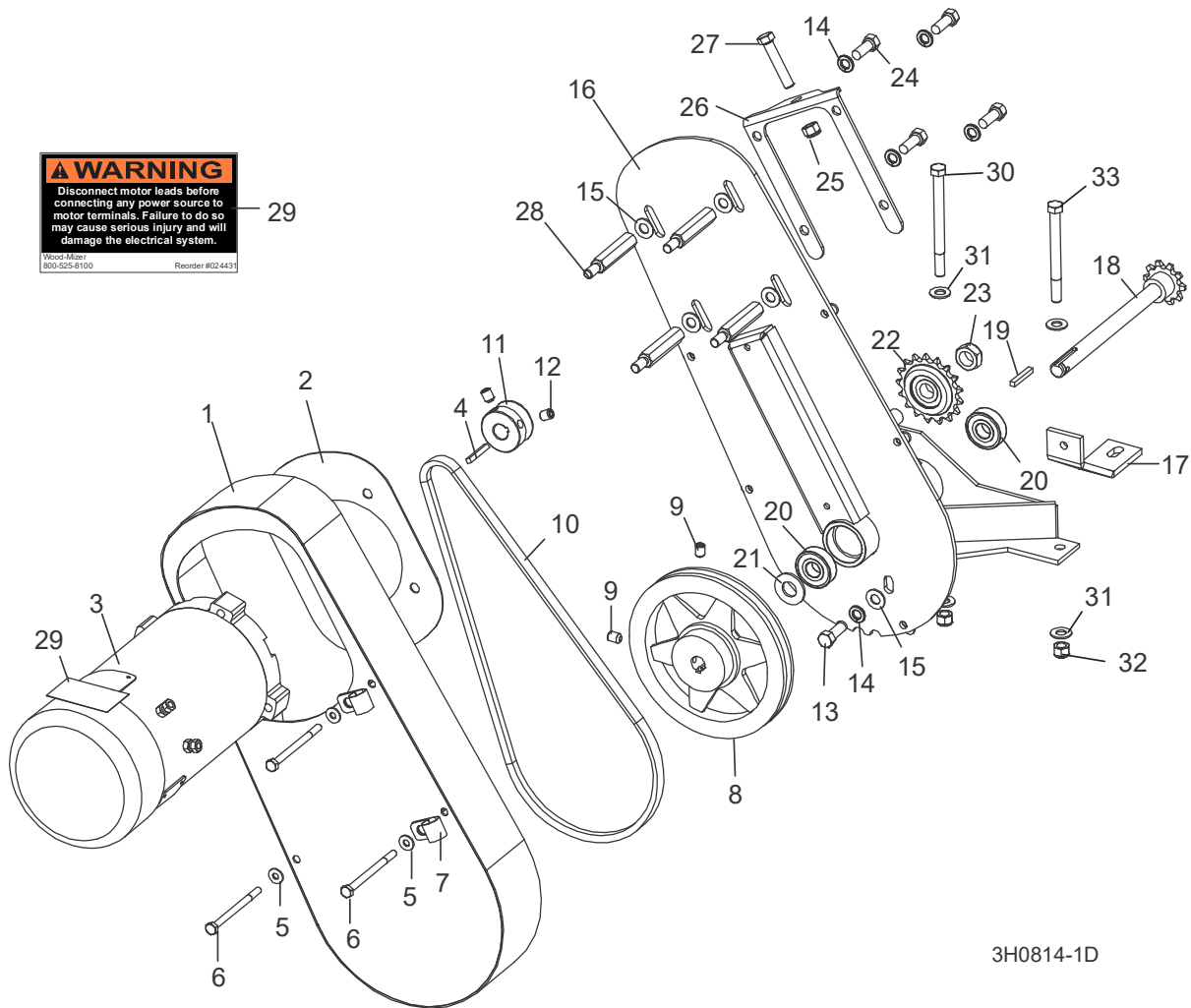
## SECTION 7 POWER FEED SYSTEM

### 7.1 Upper Track Rollers And Wipers



REF	PART #	DESCRIPTION	COMMENTS	QTY.
1	012797	Roller, Track Cam Bearing		5
2	016510	Shim, 5/8" x 1" x .062"		2
3	F05010-11	Nut, 5/8-18 Hex Jam		5
4	F05008-5	Screw, 1/2-13 x 1 1/4" Oval Point Set		2
5	F05010-31	Nut, 1/2-13 Hex Jam		2
6	F05005-64	Screw, 1/4-20 x 5/8" Thumb		4
7	M04113	Wiper, Plastic Track		2
8	012999	Housing, Upper Track Roller Rear		1
9	016285	Housing, Upper Track Roller Front		1
10	F05007-2	Bolt, 3/8-16 x 1 1/4" Hex Head		2
11	F05010-29	Nut, 3/8-16 Hex Jam		2
12	016501	Block, Upper Roller Pivot		1
13	F05013-3	Bolt, 3/4-10 x 4" Hex Head Grade 5		1
14	F05010-80	Nut, 3/4-10 Self Locking		1
	110612	Cover Assembly, LT40 Track		1
15	110609	Cover, Middle Track, LT40	Available in assemblies only.	1
16	110611	Retainer, Felt Oiler	Available in assemblies only.	1
17	F05005-113	Bolt, 1/4-20x3/4 Carriage		4
18	F05010-69	Nut, 1/4-20 Nylock		4
19	F05011-11	Washer, 1/4 SAE Flat		4
20	S09915	Felt, Middle Track Oiler LT40/50/70		1

## 7.2 Power Feed Assembly

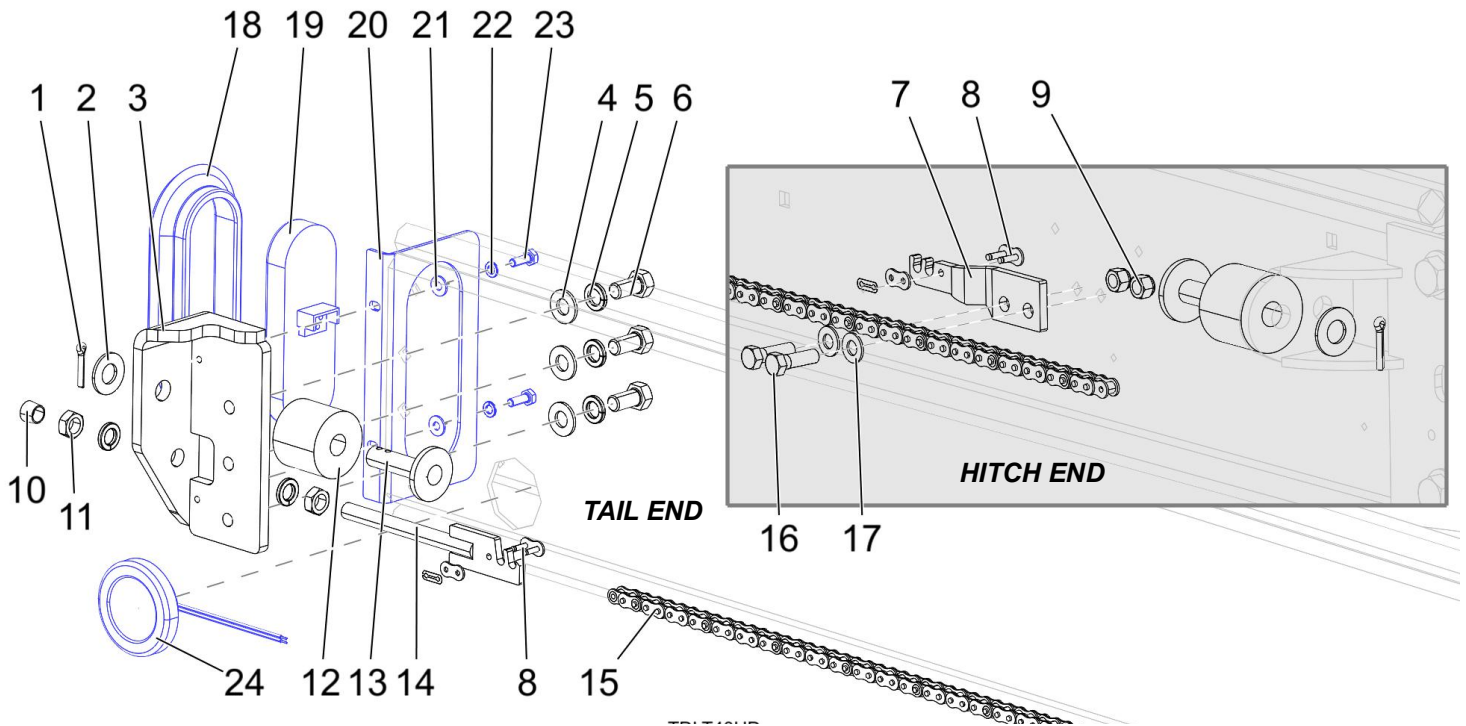


3H0814-1D

REF	PART #	DESCRIPTION	COMMENTS	QTY.
	015125	<b>POWER FEED ASSEMBLY</b>		1
1	015126	Cover Weldment, Top Power Feed		1
2	015133	Plate, Power Feed Motor		1
3	024169	Motor, 3/4HP Power Feed Painted		1
	024167	Brush Kit, Leeson 3/4HP Motor (Includes 2 Brushes and 2 Springs)		1
	016087	Fan, 3/4 HP Leeson Motor Replacement		1
	061146	Guard, Motor Fan Leeson 3/4HP		1
4	S31027	Key, 3/16" Square x 1" Long		1
5	F05011-11	Washer, 1/4" SAE Flat		4
6	F05005-54	Bolt, 1/4-20 X 3 1/2" Hex Head Grade 2		4
7	010748	Clamp, 5/8" EMT Coated		2
8	016088	Sheave, AK71 x 5/8" Power Feed (200ft./min.)		1
9	F05006-32	Screw, 5/16-18 x 3/4" Cup Point Set		2
10	016083	Belt, AX36 (200ft./min.)		1
11	015135	Sheave, 1 3/4" Feed Motor		1
12	F05007-12	Screw, 3/8"-16 x 1/2" Cup Point Set		2
13	F05007-7	Bolt, 3/8-16 x 1" Hex Head		1
14	F05011-4	Washer, 3/8" Split Lock		5

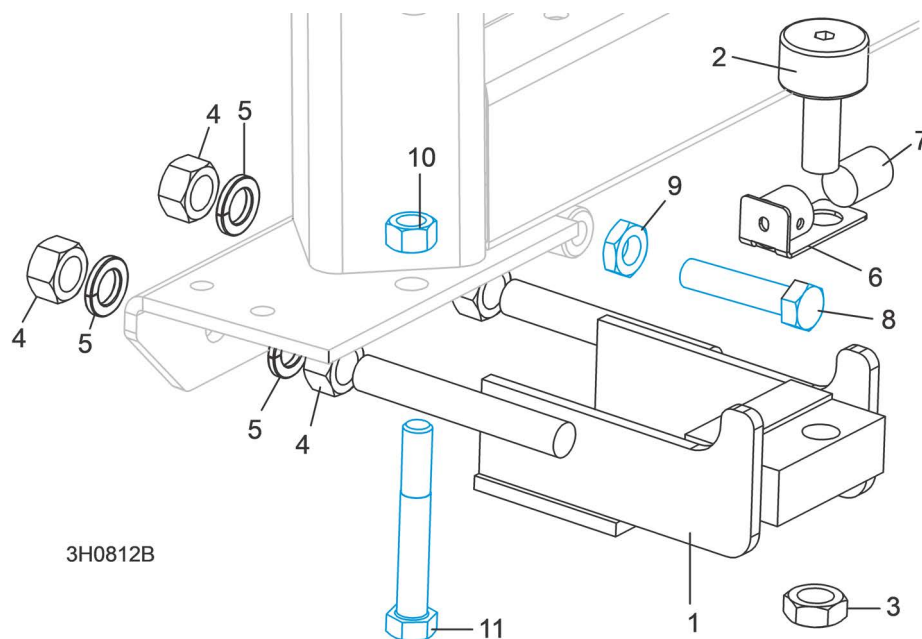
REF	PART #	DESCRIPTION	COMMENTS	QTY.
15	F05011-3	Washer, 3/8" Flat		5
16	015162	Bracket, Power Feed Mount		1
17	015132	Brace, Power Feed Mounting		1
	016066	Shaft Assembly, Power Feed with Key		1
18	015129	Shaft Weldment, Power Feed	Available in assemblies only.	1
19	016108	Key, 3/16" Square x 1 3/8" Long		1
20	P06030-1	Bearing, 5/8" 6203-2NSL		2
21	F05011-19	Washer, 5/8" x 15/16" x .094" Nylon		1
22	016366	Sprocket, #40/41 Idler 17T 5/8" ID w/Bearing		1
23	F05010-96	Nut, 5/8-11 Nylon Lock Jam		1
24	F05007-27	Bolt, 3/8-16 x 3/4" Hex Head		4
25	F05010-10	Nut, 3/8-16 Hex Nylon Lock		1
26	015134	Plate, Belt Tensioner		1
27	F05007-16	Bolt, 3/8-16 x 2" Full Thread Hex Head		1
28	015136	Spacer, Power Feed Motor		4
29	024431	Decal, Disconnect Motor Leads Warning		1
30	F05007-35	<b>BOLT, 3/8-16 X 4 1/2" HEX HEAD</b>		1
31	F05011-3	<b>WASHER, 3/8" SAE FLAT</b>		4
32	F05010-10	<b>NUT, 3/8-16 HEX NYLON LOCK</b>		2
33	F05007-4	<b>BOLT, 3/8-16 X 4" FULL THREAD HEX HEAD TAP GRADE 5</b>		1

### 7.3 Feed Chain/Stop and Taillight



REF	PART #	DESCRIPTION	COMMENTS	QTY.
1	F05012-21	Pin, 3/16x1 Cotter, Zn		1
2	F05011-5	Washer, 5/8 SAE Flat		1
3	006686	Stop Weldment, 3/8 Tail		1
4	F05011-2	Washer, 1/2 SAE Flat		3
5	F05011-9	Washer, 1/2 Split Lock		5
6	F05008-128	Bolt, 1/2-13x1 HH Gr8		3
7	015008	Bracket, Feed Chain		1
8	P04200	Link, #40 Master		2
9	F05010-10	Nut, 3/8-16 Hex Nyl Lock		1
10	P22320	Plug, 1/2 Dia Cap		1
11	F05010-16	Nut, 1/2-20 Hex Jam		2
12	P12165	Bushing, 11/16x2 1/8x1 3/4 Rubber		1
13	W09293	Stop Weldment, Carriage Ptd		1
14	015721	Tensioner Weldment, Power Feed Chain		1
15	014745	Chain, 40 Roller 267 1/2		1
16	F05007-2	Bolt, 3/8-16x1 1/4 HH Gr2		1
17	F05011-3	Washer, 3/8 Flat SAE		1
18	006688	Grommet, 6 1/2 Light Mounting		1
19	074710	Light, 7 Diode LED Tail		1
20	057822	End Cap, Bed Tube w/ Light		1
21	F05011-11	Washer, 1/4 SAE Flat		2
22	F05011-14	Washer, 1/4 Split Lock		2
23	F05005-1	Bolt, 1/4-20x3/4 FT HHC		2
24	P12913	Lamp, Running Red Recessed		1

## 7.4 Lower Track Rollers

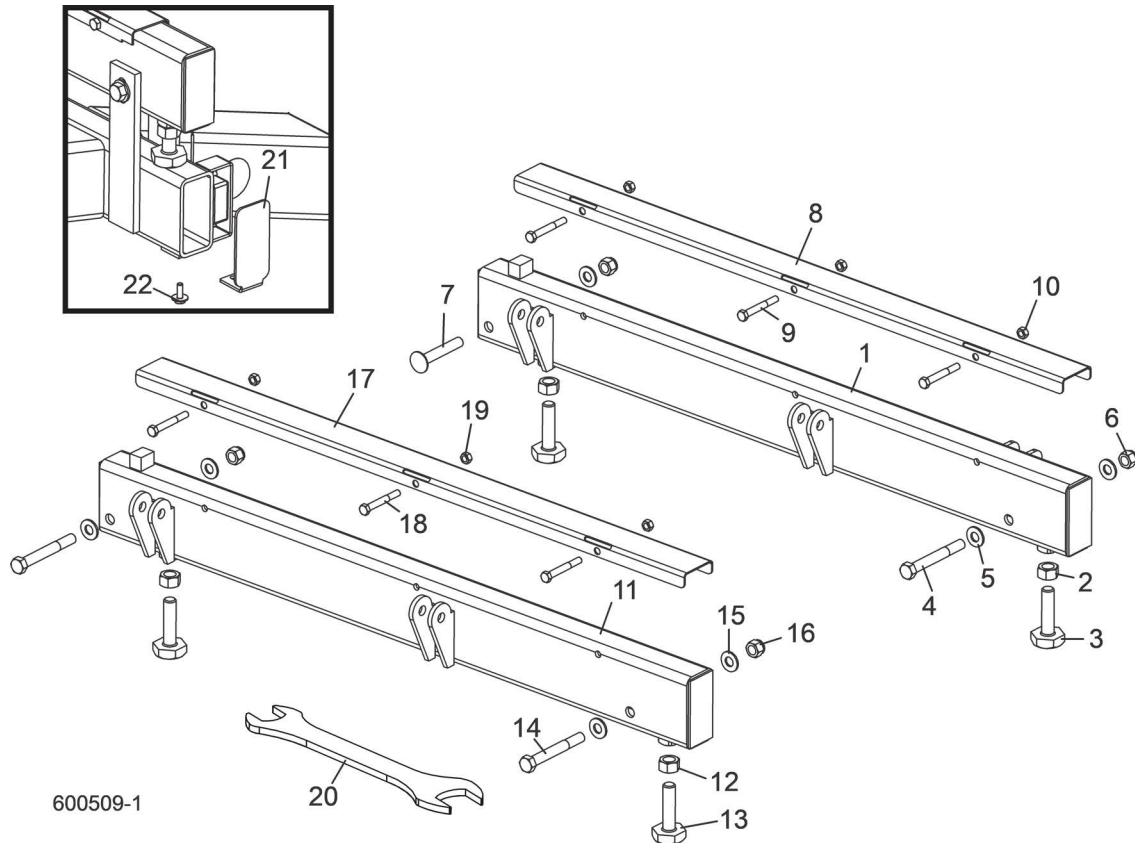


REF	PART #	DESCRIPTION	COMMENTS	QTY.
	012995	Roller Assembly, Lower Track		2
1	012982	Bracket, Lower Track Roller Mounting	Available in assemblies only.	1
2	012797	Roller, Track Cam Bearing		1
3	F05010-11	Nut, 5/8-18 Hex Jam		1
4	F05010-5	Nut, 5/8-11 Hex		4
5	F05011-118	Washer, 5/8" Split Lock Grade 8		4
6	033374	Bracket Weldment, Lower Track Roller Wiper		1
7	033375	Wiper, Round Gray Felt		1
8	F05008-2	Bolt, 1/2-13 x 2 1/4" Hex Head Full Thread		2
9	F05010-31	Nut, 1/2-13 Hex Jam		2
10	F05010-3	Nut, 1/2-13 Hex Lock		2
11	F05008-61	Bolt, 1/2-13 x 3 1/2" Hex Head Grade 5		2



## SECTION 8 BED FRAME ASSEMBLY

### 8.1 Bed Rail Assembly, Front And Rear



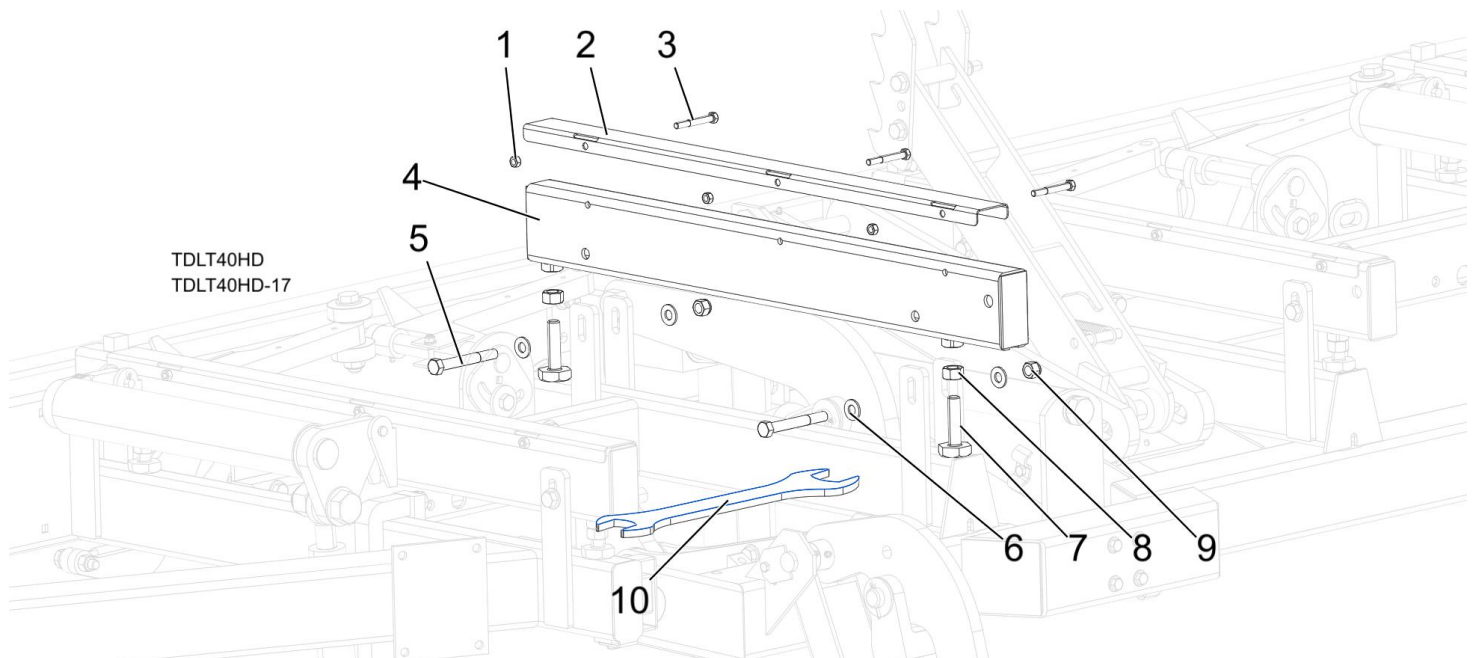
600509-1

REF	PART #	DESCRIPTION	COMMENTS	QTY.
	034551	<b>BED RAIL ASSEMBLY, REAR PAINTED (LT60/70 BED 4)</b>		1
1	034547	Tube Weldment, Bed Rail 4		1
2	F05010-5	Nut, 5/8-11 Hex		2
3	S13006	Bolt, Bed Rail Adjustment		2
4	F05008-78	Bolt, 1/2-13 X 4" Hex Head		1
5	F05011-2	Washer, 1/2" SAE Flat		3
6	F05010-8	Nut, 1/2-13 Nylon Lock		2
7	F05008-94	Bolt, 1/2-13 x 3 1/2" Carriage		1
	079144	Cover Kit, Front/Rear Bed Rail SS		1
8	016898	Cover, Stainless Steel Bed Rail		1
9	F05006-10	Bolt, 5/16-18 X 2 1/2" Hex Head		3
10	F05010-6	Nut, 5/16-18 Hex Lock		3
		Hydraulic Toe Board Parts	<a href="#">(See Section 11.20)</a>	
	034548	<b>BED RAIL ASSEMBLY, FRONT PAINTED (LT60/70 BED 1)</b>		1
11	034544	Tube Weldment, Bed Rail 1		1
12	F05010-5	Nut, 5/8-11 Hex		2
13	S13006	Bolt, Bed Rail Adjustment		2
14	F05008-78	Bolt, 1/2-13 X 4" Hex Head		2

**8** **Bed Frame Assembly**  
*Bed Rail Assembly, Front And Rear*

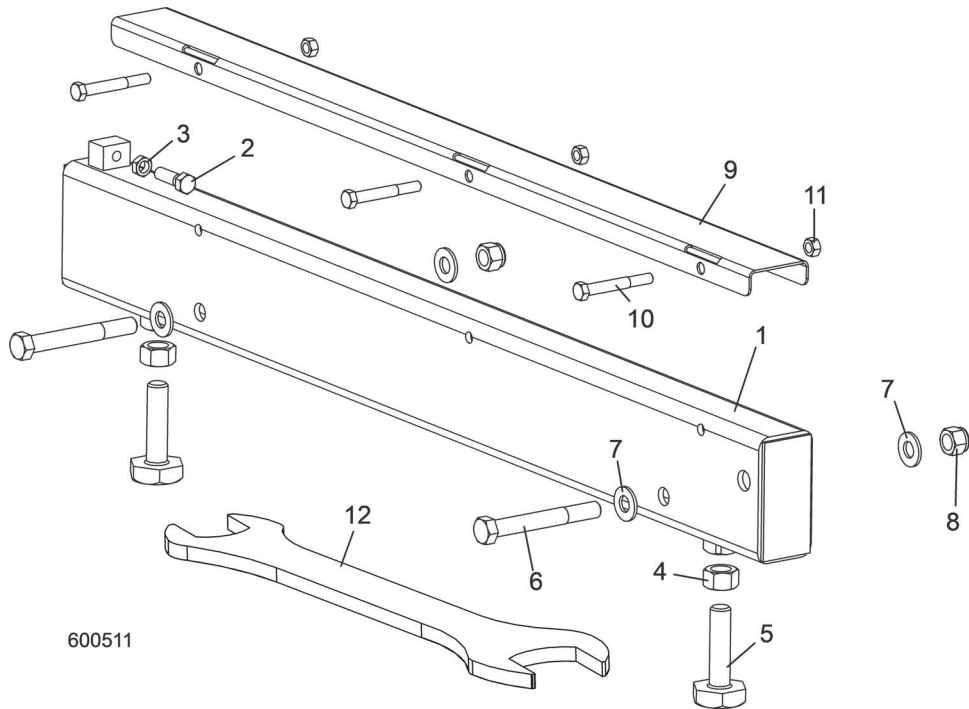
REF	PART #	DESCRIPTION	COMMENTS	QTY.
15	F05011-2	Washer, 1/2" SAE Flat		4
16	F05010-8	Nut, 1/2-13 Nylon Lock		2
	079144	Cover Kit, Front/Rear Bed Rail SS		1
17	016898	Cover, Stainless Steel Bed Rail		1
18	F05006-10	Bolt, 5/16-18 X 2 1/2" Hex Head		3
19	F05010-6	Nut, 5/16-18 Hex Lock		3
		Hydraulic Toe Board Parts	<a href="#">(See Section 11.20)</a>	
20	015970	<b>WRENCH, BED RAIL ADJUSTMENT</b>		1
21	038843	<b>CAP, BED RAIL REMOVABLE END</b>		2
22	F05005-134	<b>BOLT, 1/4-20 X 3/4" W/CONICAL WASHER HEAD</b>		2

## 8.2 Bed Rail Assembly, Middle Front



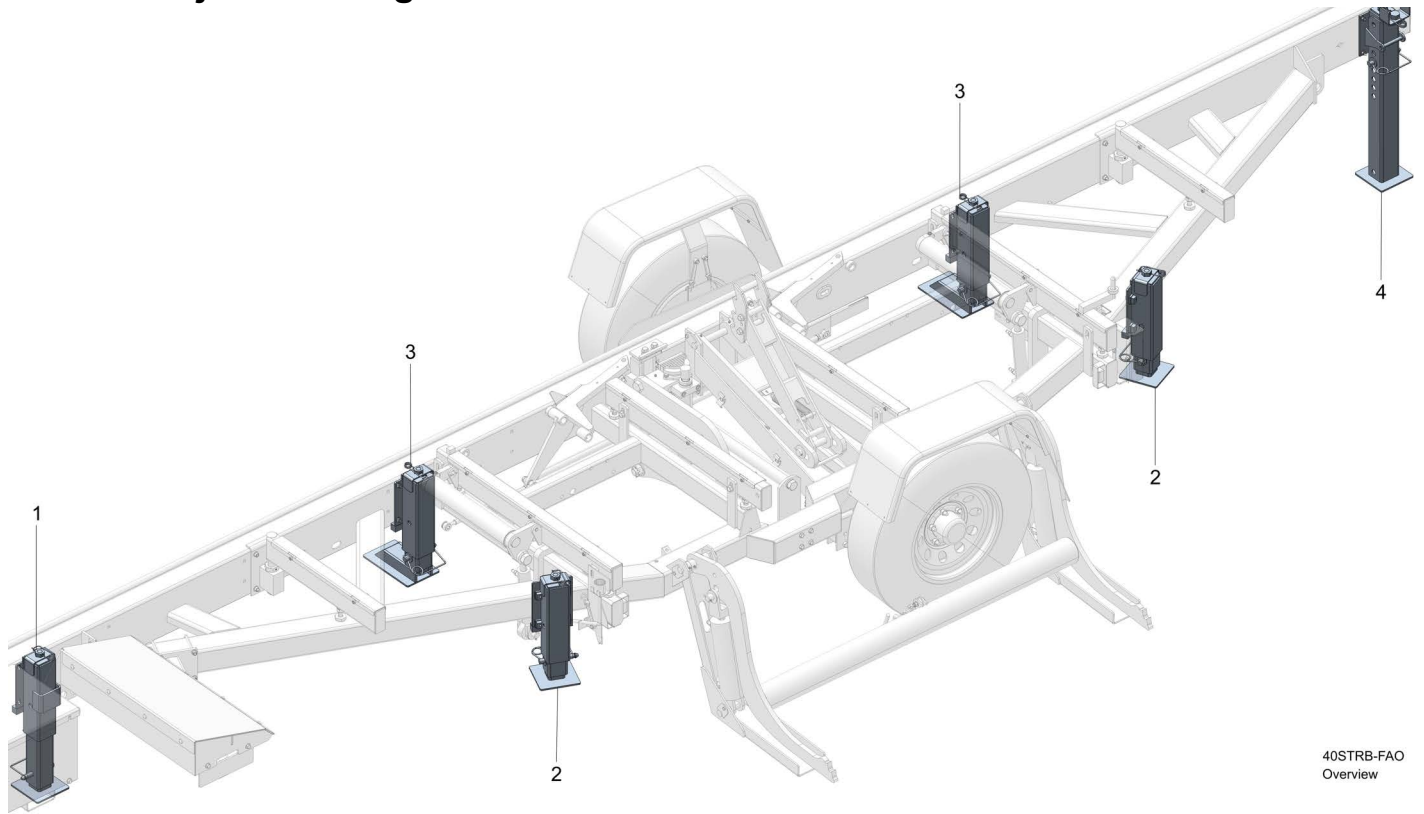
REF	PART #	DESCRIPTION	COMMENTS	QTY.
	079144	Kit, Front/Rear Bed Rail SS Cover		1
1	F05010-6	Nut, 5/16-18 Swaged Hex		3
2	S09944	Cover, 33 Rail SS		1
3	F05006-10	Bolt, 5/16-18x2 1/2 HH Gr2		3
4	034545	Tube Weldment, Bed Rail 2		1
5	F05008-78	Bolt, 1/2-13 x 4 HHB GR5 ZINC		2
6	F05011-2	Washer, 1/2 SAE Flat		4
7	S13006	Bolt, Bed Rail Adj LT50		2
8	F05010-5	Nut, 5/8-11 Hex		2
9	F05010-8	Nut, 1/2-13 Nyl Hex Lock		2
10	015970	Wrench, Bed Rail Adjustment	<b>OPTIONAL</b>	1

### 8.3 Bed Rail Assembly, Middle Rear



REF	PART #	DESCRIPTION	COMMENTS	QTY.
	034550	<b>BED RAIL ASSEMBLY, REAR MIDDLE PAINTED (LT60/70 BED 3)</b>		1
1	034546	Tube Weldment, Bed Rail 3		1
2	F05007-2	Screw, 3/8-16x1 1/4 HHC		1
3	F05010-2SAE	Nut, 3/8-16 Hex Jam		1
4	F05010-5	Nut, 5/8-11 Hex		2
5	S13006	Bolt, Bed Rail Adjustment		2
6	F05008-78	Bolt, 1/2-13 X 4" Hex Head Grade 5		2
7	F05011-2	Washer, 1/2" SAE Flat		4
8	F05010-8	Nut, 1/2-13 Nylon Lock		2
	A0SAESAE56	Cover Assembly, Stainless Steel Bed Rail (Long)		1
9	S0SAESAE44	Cover, Stainless Steel Bed Rail	Available in assemblies only.	1
10	F05006-10	Bolt, 5/16-18 X 2 1/2" Hex Head		3
11	F05010-6	Nut, 5/16-18 Hex Lock		3
12	015SAE70	<b>WRENCH, BED RAIL ADJUSTMENT</b>		1

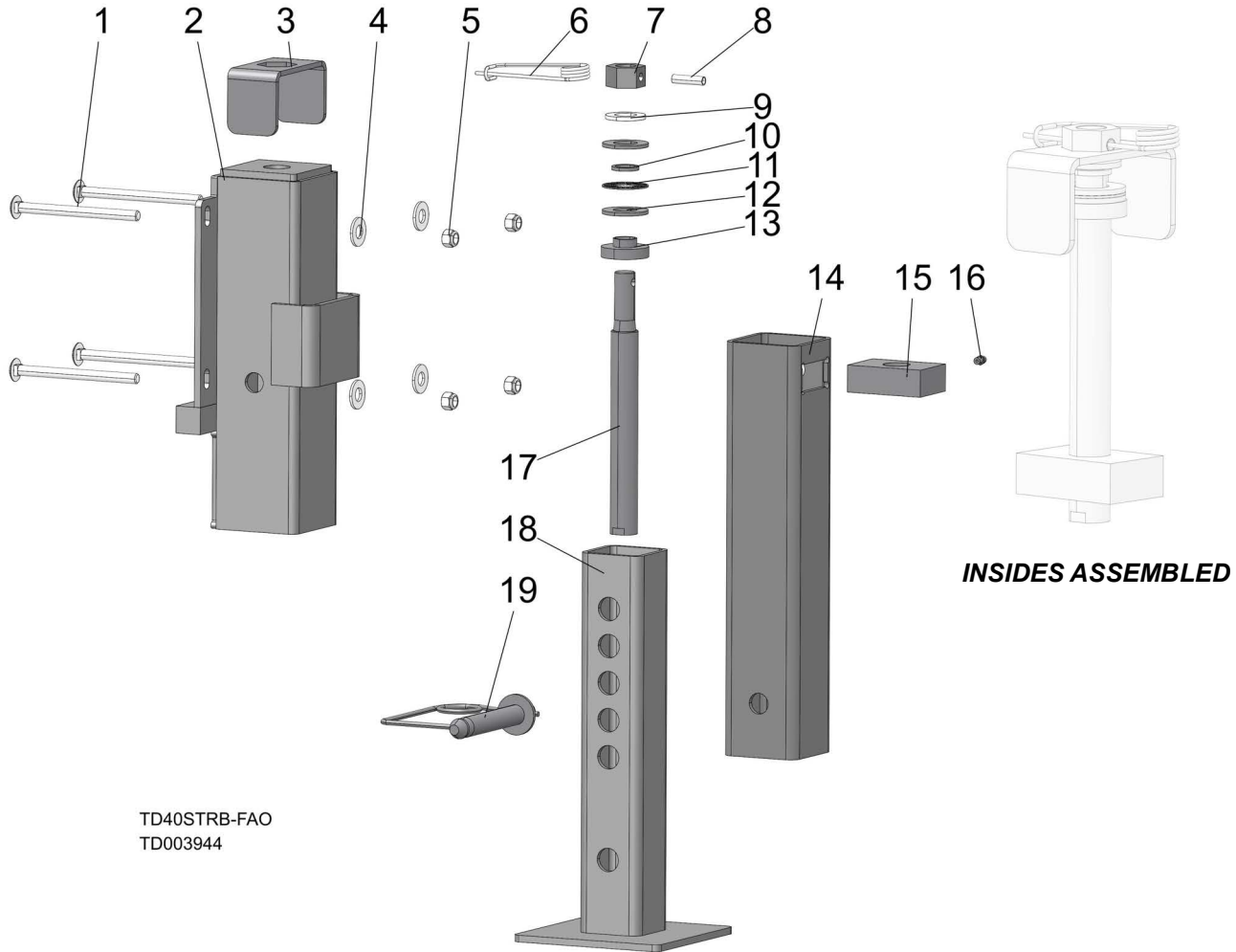
## 8.4 Fine Adjustable Legs Overview



40STRB-FAO  
Overview

REF	PART #	DESCRIPTION	COMMENTS	QTY.
1	003944	Leg Assembly, Adj. Outrigger Front	<a href="#">See Section 8.5 FAO Outrigger, Front</a>	1
2	056781	Leg Assembly, Loading Side Adjustable	<a href="#">See Section 8.6 FAO Outrigger, Loading Side</a>	2
3	056787	Leg Assembly, Adj Outrigger Offset	<a href="#">See Section 8.7 FAO Outrigger, Offset Leg</a>	2
4	056791	Leg Assembly, Rear Adj. Outrigger	<a href="#">See Section 8.8 FAO Outrigger, Rear</a>	1
			<a href="#">See Form #2540</a> for Stationary Legs	
			<a href="#">See Form #2541</a> for Adjustable Legs	

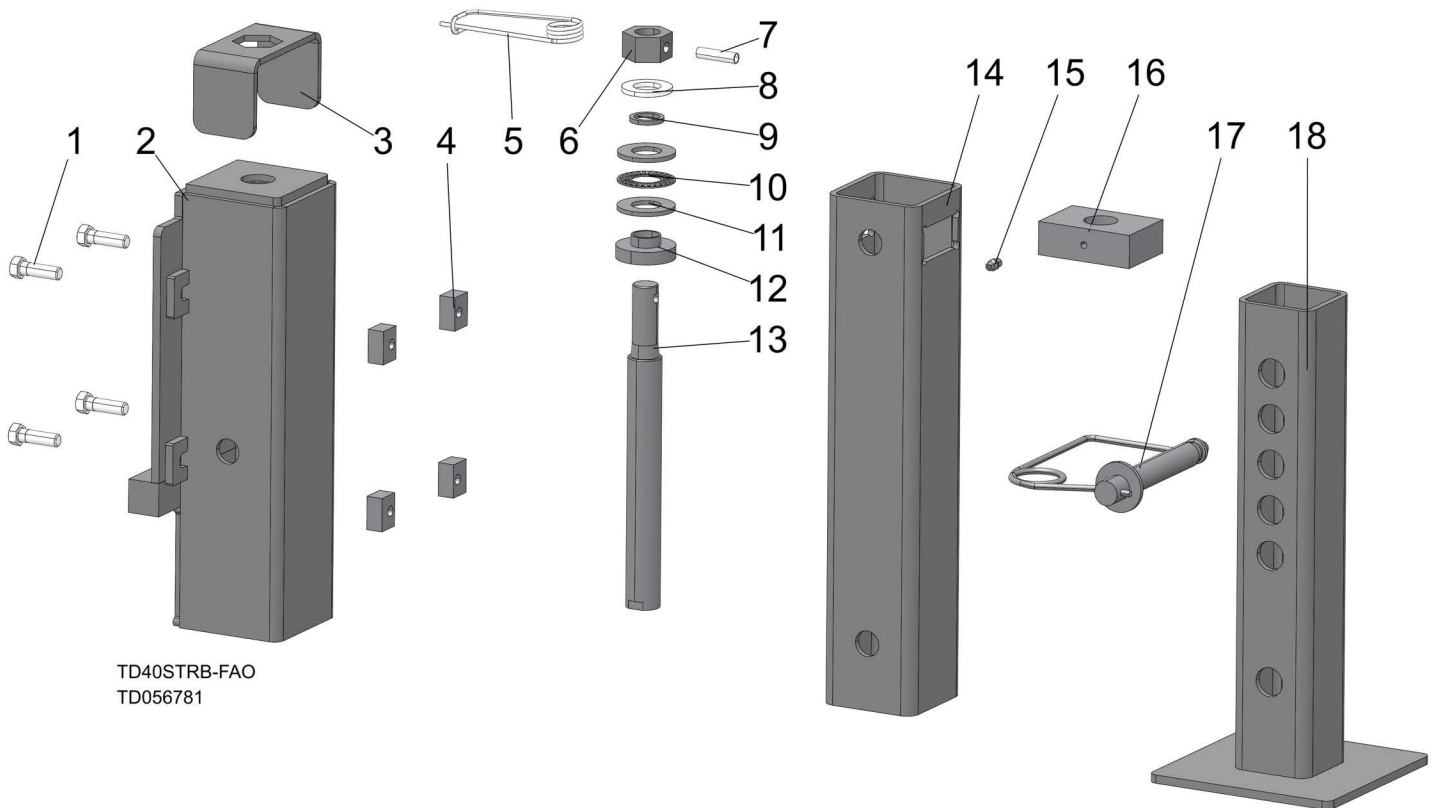
### 8.5 FAO Outrigger, Front



TD40STRB-FAO  
TD003944

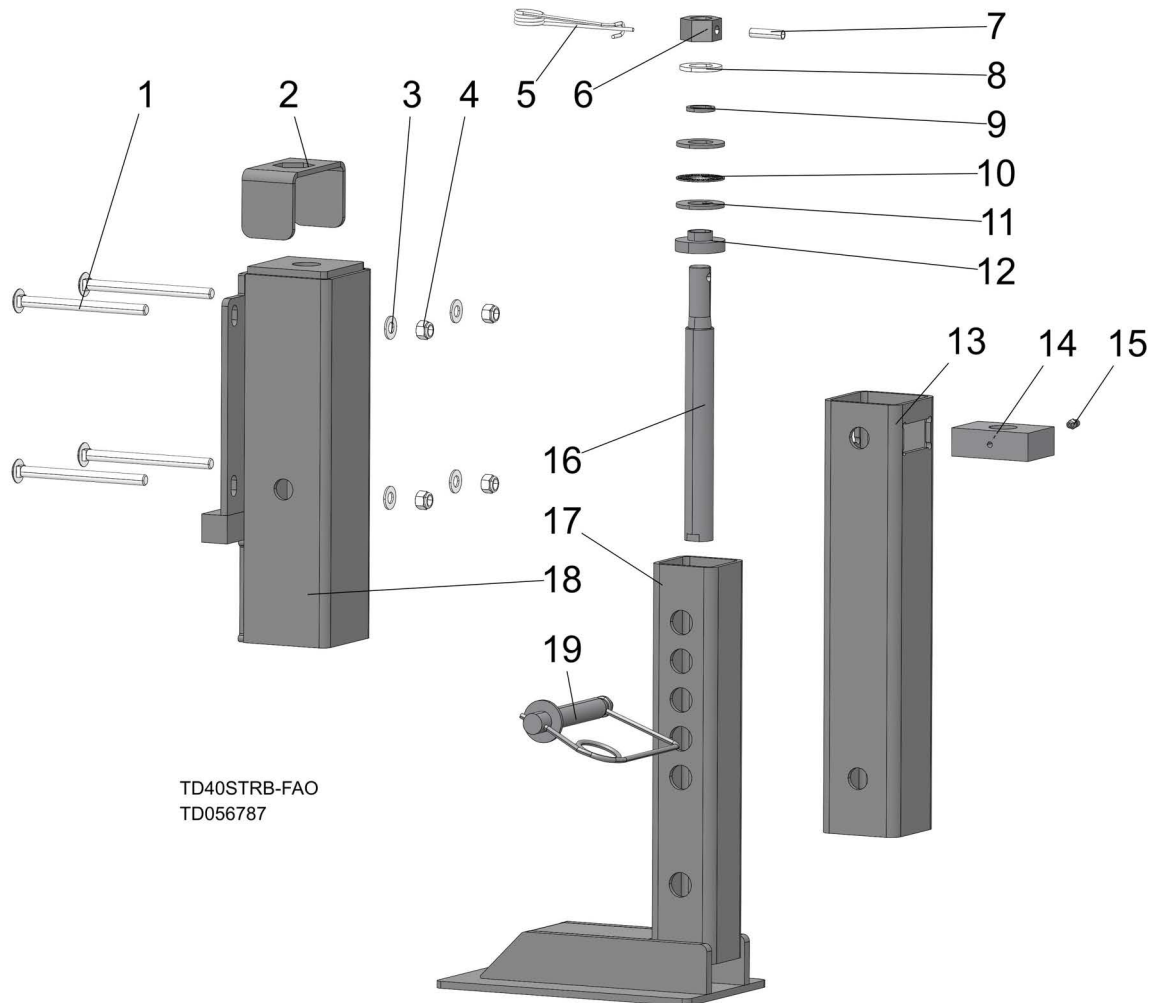
REF	PART #	DESCRIPTION	COMMENTS	QTY.
1	F05007-113	Bolt, 3/8-16x5 Carriage		4
2	003943	Wldmnt, Front Adj Outrigger Mount		1
3	059577	Bracket, Adjustable Outrigger Lock		1
4	F05011-2	Washer, 1/2 SAE Flat		4
5	F05010-10	Nut, 3/8-16 Hex Nyl Lock		4
6	F05012-162	Pin, Locking Wire 1/8dia x 2-13/16		1
7	056774	Nut, Adjustable Outrigger Hex		1
8	F05012-127	Pin, 5/16x1 1/4 Roll		1
9	F05011-62	Washer, 3/4 SAE Flat		1
10	039641	Seal, Outrigger Acme Screw		1
	039639	Assy, Adj. Outrigger Thrust Bearing		1
11	039637	Bearing, Needle-Roller Thrust		1
12	039638	Washer, Thrust Bearing		2
13	039645	Sleeve, Outrigger Screw		1
14	003981	Tube, 3x3x15 1/4 Outrigger Guide		1
15	039636	Nut, Adj. Outrigger Long Acme		1
16	P05060	Fitting, 1/4-28 Grease		1
17	039642	Screw, 1-5 ACME Adj. Outrigger Long		1
18	056783	Wldmnt, Adjustable Outrigger Base		1
19	056817	Pin, Adj Outrigger Locking		1

## 8.6 FAO Outrigger, Loading Side



REF	PART #	DESCRIPTION	COMMENTS	QTY.
1	F05007-2	Bolt, 3/8-16x1 1/4 HH Gr2		4
2	056780	Wldmnt, Loading Side Adj Outrigger Mnt		1
3	059577	Bracket, Adjustable Outrigger Lock		1
4	056826	Nut, Loading Side Adj Outrigger Mnt		4
5	F05012-162	Pin, Locking Wire 1/8dia x 2-13/16		1
6	056774	Nut, Adjustable Outrigger Hex		1
7	F05012-127	Pin, 5/16x1 1/4 Roll		1
8	F05011-62	Washer, 3/4 SAE Flat		1
9	039641	Seal, Outrigger Acme Screw		1
	039639	Assy, Adj. Outrigger Thrust Bearing		1
10	039637	Bearing, Needle-Roller Thrust		1
11	039638	Washer, Thrust Bearing		2
12	039645	Sleeve, Outrigger Screw		1
13	039642	Screw, 1-5 ACME Adj. Outrigger Long		1
14	003981	Tube, 3x3x15 1/4 Outrigger Guide		1
15	P05060	Fitting, 1/4-28 Grease		1
16	039636	Nut, Adj. Outrigger Long Acme		1
17	056817	Pin, Adj Outrigger Locking		1
18	056783	Wldmnt, Adjustable Outrigger Base		1

## 8.7 FAO Outrigger, Offset Leg

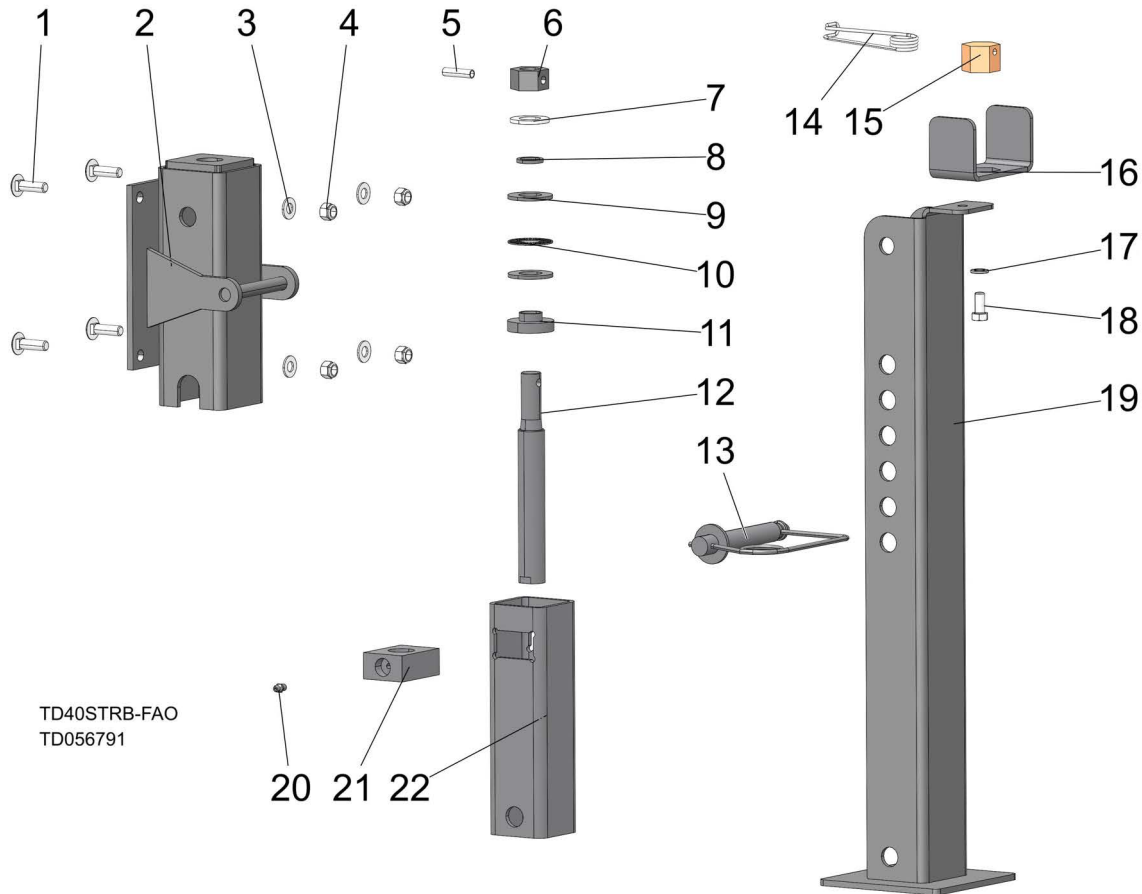


TD40STRB-FAO  
TD056787

REF	PART #	DESCRIPTION	COMMENTS	QTY.
1	F05007-113	Bolt, 3/8-16x5 Carriage		4
2	003943	Wldmnt, Front Adj Outrigger Mount		1
3	059577	Bracket, Adjustable Outrigger Lock		1
4	F05011-2	Washer, 1/2 SAE Flat		4
5	F05010-10	Nut, 3/8-16 Hex Nyl Lock		4
6	F05012-162	Pin, Locking Wire 1/8dia x 2-13/16		1
7	056774	Nut, Adjustable Outrigger Hex		1
8	F05012-127	Pin, 5/16x1 1/4 Roll		1
9	039645	Sleeve, Outrigger Screw		1
10	F05011-62	Washer, 3/4 SAE Flat		1
11	039641	Seal, Outrigger Acme Screw		1
	039639	Assy, Adj. Outrigger Thrust Bearing		1
12	039637	Bearing, Needle-Roller Thrust		1
13	039638	Washer, Thrust Bearing		2
14	003981	Tube, 3x3x15 1/4 Outrigger Guide		1
15	039636	Nut, Adj. Outrigger Long Acme		1
16	P05060	Fitting, 1/4-28 Grease		1
17	039642	Screw, 1-5 ACME Adj. Outrigger Long		1
18	056783	Wldmnt, Adjustable Outrigger Base		1
19	056817	Pin, Adj Outrigger Locking		1



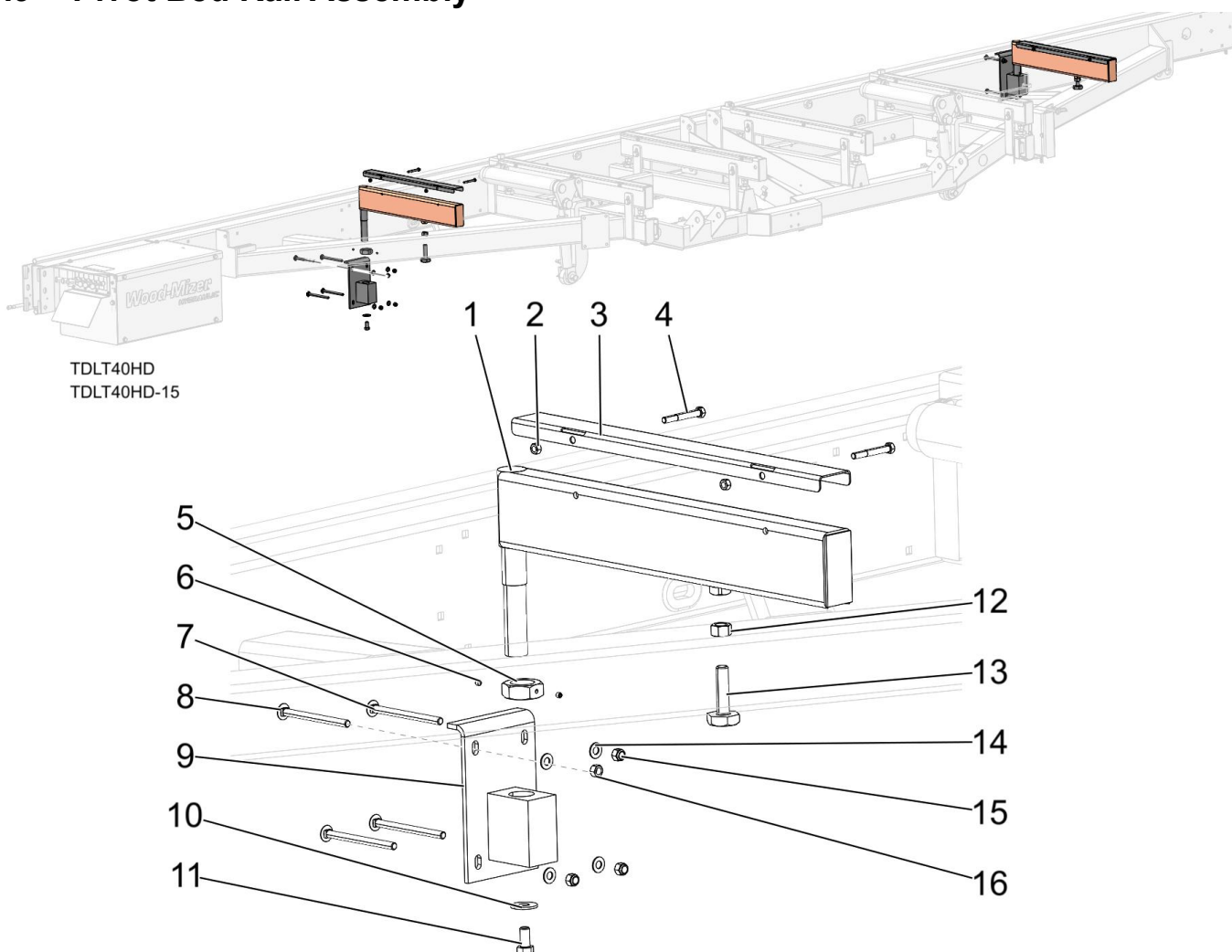
### 8.8 FAO Outrigger, Rear



TD40STRB-FAO  
TD056791

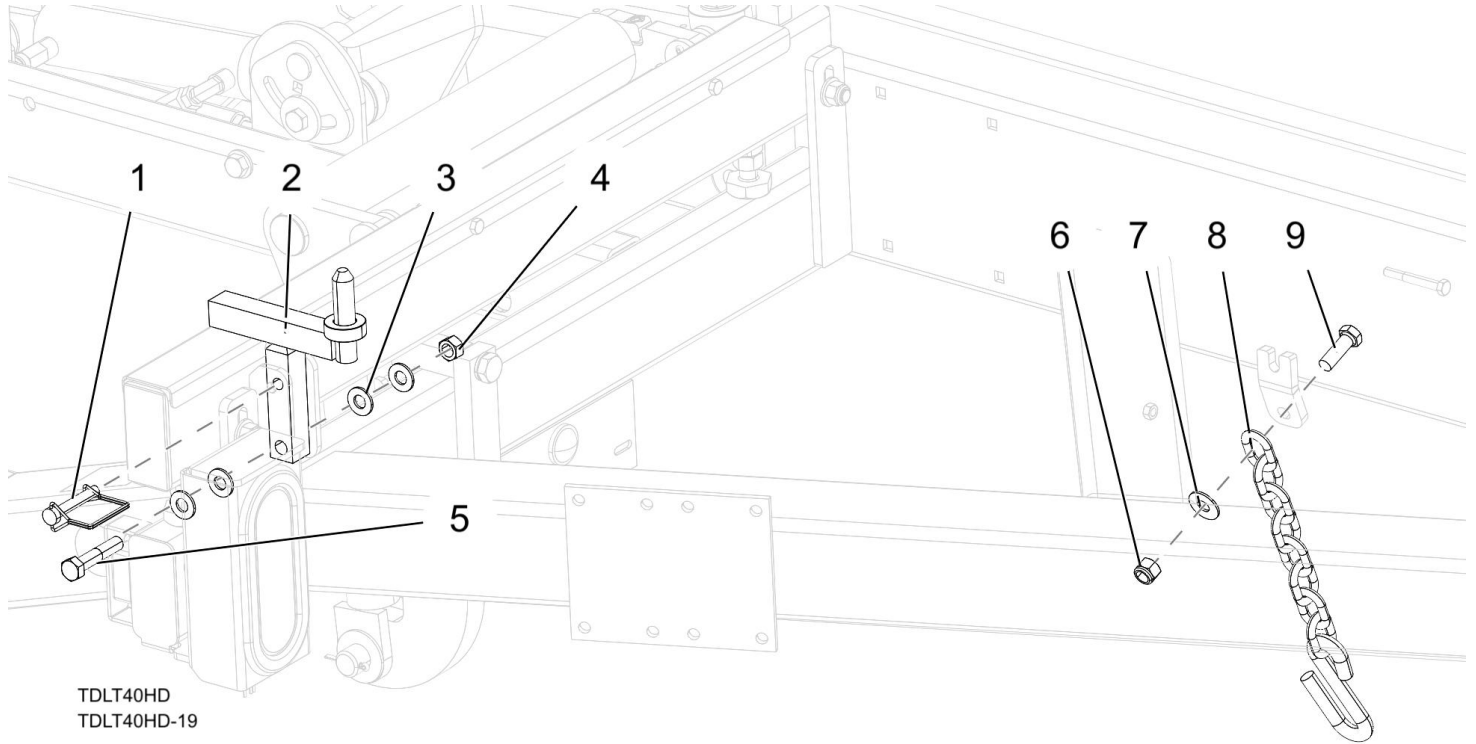
REF	PART #	DESCRIPTION	COMMENTS	QTY.
1	F05007-11	Bolt, 3/8-16x1 1/4 Carriage		4
2	056815	Wldmnt, Rear Adj Outrigger Mount		1
3	F05011-3	Washer, 3/8 Flat SAE		4
4	F05010-10	Nut, 3/8-16 Hex Nyl Lock		4
5	F05012-127	Pin, 5/16x1 1/4 Roll		1
6	056774	Nut, Adjustable Outrigger Hex		1
7	F05011-62	Washer, 3/4 SAE Flat		1
8	039641	Seal, Outrigger Acme Screw		1
	039639	Assy, Adj. Outrigger Thrust Bearing		1
9	039638	Washer, Thrust Bearing		2
10	039637	Bearing, Needle-Roller Thrust		1
11	039645	Sleeve, Outrigger Screw		1
12	056818	Screw, 1-5 ACME Adj. Outrigger Short		1
13	056817	Pin, Adj Outrigger Locking		1
14	F05012-162	Pin, Locking Wire 1/8dia x 2-13/16		1
15	110560	Nut, FAO Outrigger Lock		1
16	059577	Bracket, Adjustable Outrigger Lock		1
17	F05011-4	Washer, 3/8 Split Lock		1
18	F05007-118	Bolt, 3/8-16x3/4 HH Gr5		1
19	056816	Leg Wldmnt, Rear Outrigger Adj		1
20	P05060	Fitting, 1/4-28 Grease		1
21	056823	Nut, Adj Outrigger Short ACME		1
22	056795	Tube, Rear Adj Outrigger Guide		1

## 8.9 Pivot Bed Rail Assembly



REF	PART #	DESCRIPTION	COMMENTS	QTY.
	A13015	Rail, Front Pivot Assembly	Front and Rear are the same	1
	A13015-R	Rail, Rear Pivot Assembly		1
<b>1</b>	W13014	Pivot Weldment, Long Bed Rail		1
<b>2</b>	F05010-6	Nut, 5/16-18 Swaged Hex		2
<b>3</b>	S13012	Cover, 22.75 SS LT50 Pivot		1
<b>4</b>	F05006-10	Bolt, 5/16-18x2 1/2 HH Gr2		2
<b>5</b>	F05010-100	Nut, 1 1/4-12 Jam		1
<b>6</b>	F05005-42	Screw, 1/4-28x1/4 Brass Tip		2
<b>7</b>	F05007-113	Bolt, 3/8-16x5 Carriage		3
<b>8</b>	F05007-114	Bolt, 3/8-16x4 3/4 Carriage		1
<b>9</b>	W13090	Mount Weldment, Pivot Bed Rail		1
<b>10</b>	F05011-52	WASHER, 9/16 FLAT ZINC		1
<b>11</b>	F05008-50	Bolt, 1/2-13x1 HH Gr2		1
<b>12</b>	F05010-5	Nut, 5/8-11 Hex		1
<b>13</b>	S13006	Bolt, Bed Rail Adj LT50		1
<b>14</b>	F05011-3	Washer, 3/8 Flat SAE		4
<b>15</b>	F05010-10	Nut, 3/8-16 Hex Nyl Lock		3
<b>16</b>	F05010-25	Nut, 3/8-16 Swaged		2

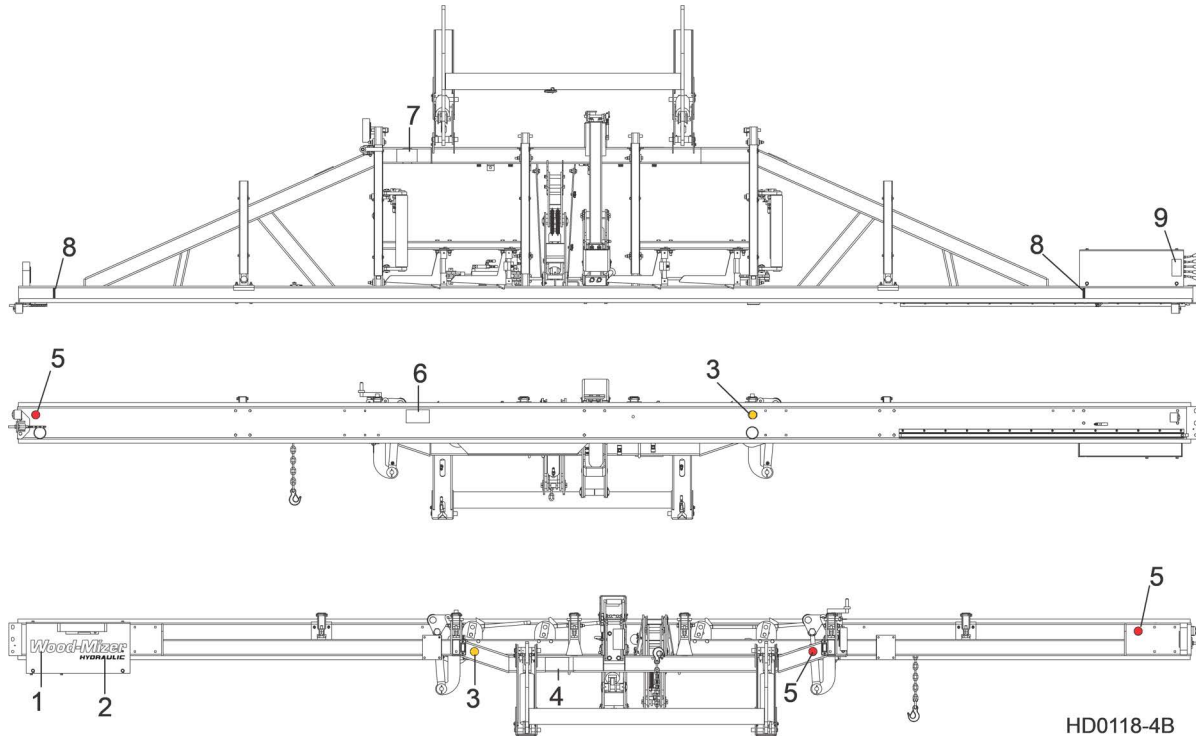
### 8.10 Transport Safety Chain and Rest Pin



TDLT40HD  
 TDLT40HD-19

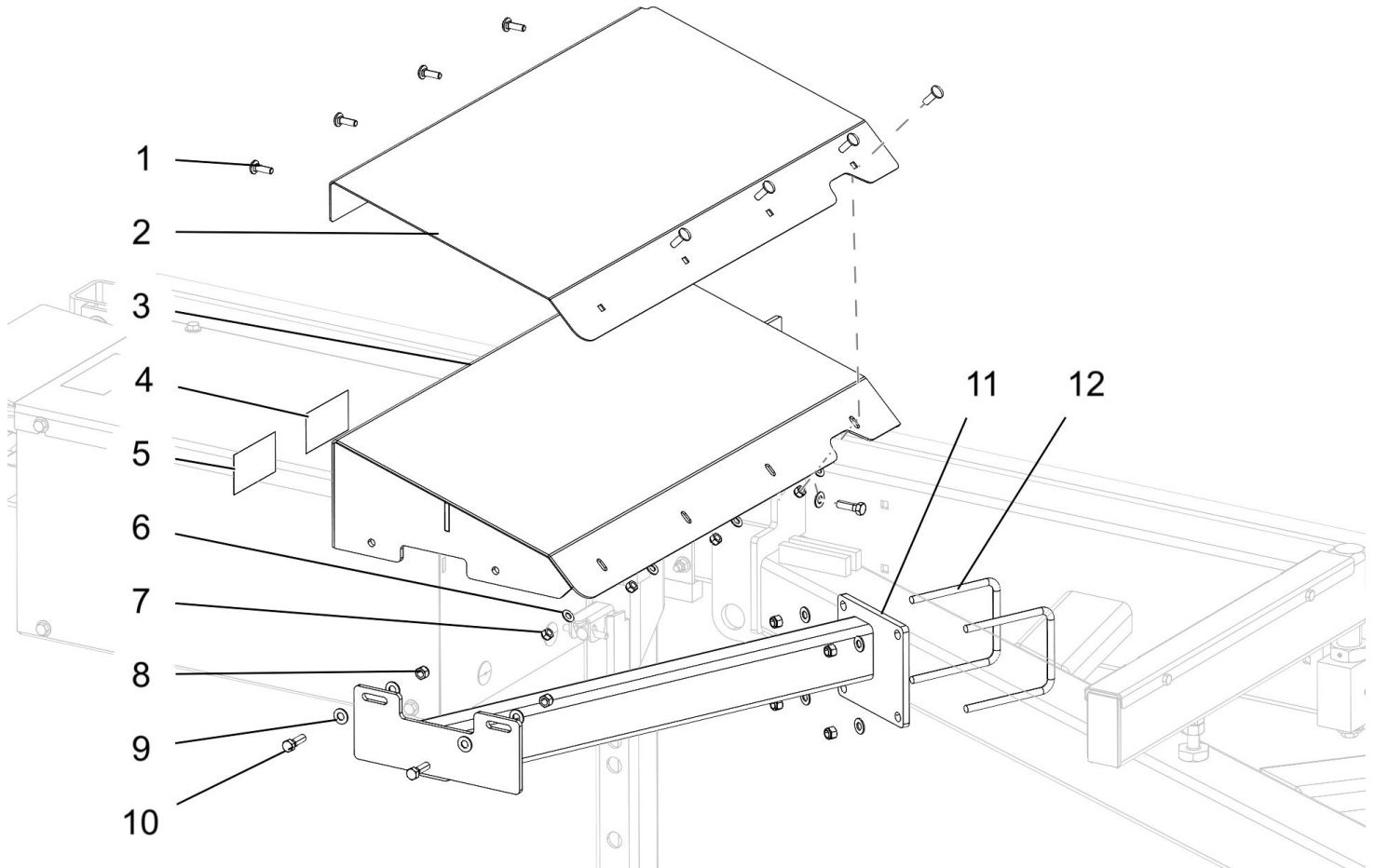
REF	PART #	DESCRIPTION	COMMENTS	QTY.
	079485	Pin Assembly, Rest, 40/50		1
	079511	Pin Assembly, Rest, 40/50 Hyd Wide		
1	014151	Pin, 3/8x2 1/4 SQ Wire Lock		1
2	014102	Pin Weldment, C-Frame Rest 96 Hyd		1
	079510	Pin Weldment, Rest, 40/50 Hyd Wide		
3	F05011-2	Washer, 1/2 SAE Flat		4
4	F05010-3	Nut, 1/2-13 Swaged Hex		1
5	F05008-74	Bolt, Hex Head 1/2-13x2 1/2 Gr5 Zinc		1
6	F05010-8	Nut, 1/2-13 Nyl Hex Lock		1
7	F05011-35	Washer, 7/16 Standard Flat		1
8	107972	Chain, 15 Inch Safety		1
9	F05008-33	Bolt, 1/2-13x1 1/2 HH Gr5		1

## 8.11 Bed Frame Decals



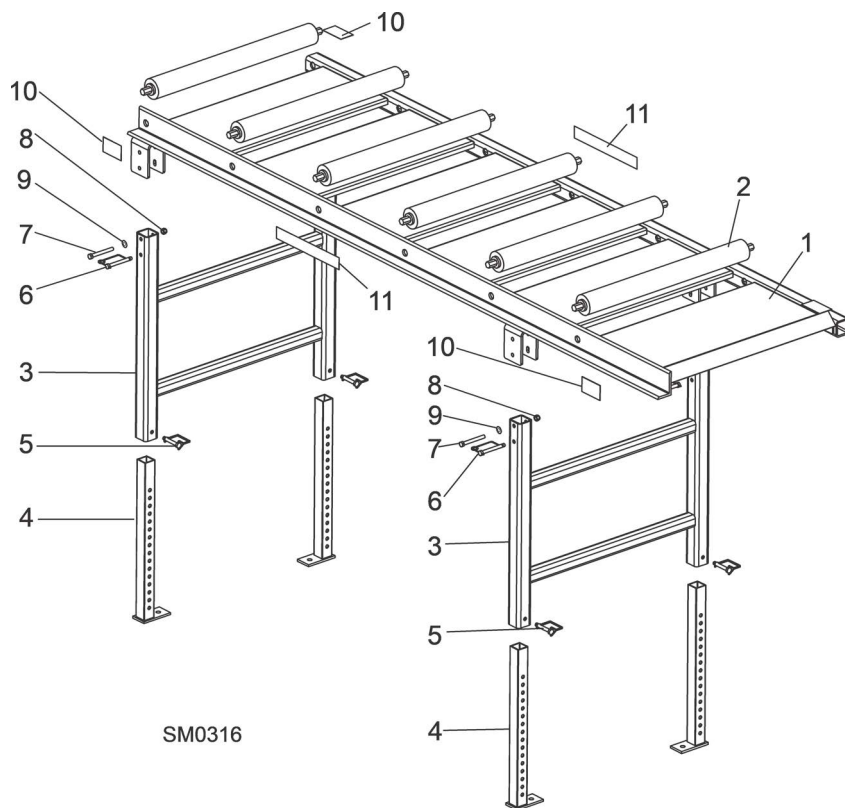
REF	PART #	DESCRIPTION	COMMENTS	QTY.
1	065034	DECAL, WHITE WOOD-MIZER EURO LOGO		1
2	065035	DECAL, HYDRAULIC EURO LOGO BLACK	For standard hydraulic mills	1
	065036	DECAL, HYDRAULIC EURO LOGO BLACK	For super hydraulic mills	1
3	P07453	DECAL, AMBER REFLECTIVE 2" ROUND		2
4	S09851	DECAL, KEEP AWAY DANGER		1
5	P07452	DECAL, RED REFLECTIVE 2" ROUND		3
6	P10287	DECAL, PINCH POINT DANGER		1
7	S12581	DECAL, SAW HEAD REST CAUTION		1
8	S12051	DECAL, LOG LIMIT STRIPE		2
9	P12961	DECAL, KEEP AWAY HYDRAULIC WARNING		1

## 8.12 Board Return Table Assembly



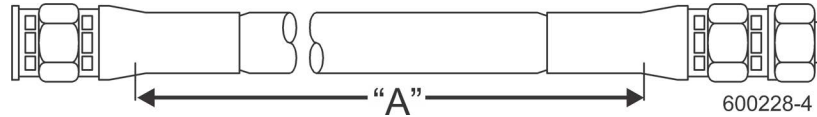
REF	PART #	DESCRIPTION	COMMENTS	QTY.
	003264	Table Assembly, Board Return	Optional for LT40HD standards	1
1	F05006-9	Bolt, 5/16-18x1 Carriage		8
2	003259	Cover, Board Return Table		1
3	055515	Table Weldment, Board Return		1
4	015365	Decal, Board Return Danger		1
5	016077	Decal, Board Return Table Warning		1
6	F05011-17	Washer, 5/16 SAE Flat		8
7	F05010-58	Nut, 5/16-18 Nyl Lock		8
8	F05010-10	Nut, 3/8-16 Hex Nyl Lock		7
9	F05011-3	Washer, 3/8 Flat SAE		10
10	F05007-123	Bolt, 3/8-16x 1 1/4 HH Gr5		3
11	055533	Mount Weldment, Board Return, LT40		1
12	003207	U-Bolt, 3/8-16x4x5		2

### 8.13 Board Outfeed Table (Optional)



REF	PART #	DESCRIPTION	COMMENTS	QTY.
	016652	<b>TABLE ASSEMBLY, BOARD OUTFEED</b>		1
1	016606	Table Weldment, Board Outfeed		1
2	038167	Roller, 2 1/2" x 25"		6
3	016609	Mount Weldment, Outfeed Table Leg		2
4	016651	Leg Weldment, Outfeed Table		4
5	014151	Pin, 3/8" x 2 1/4" Square Wire Lock		4
6	016677	Pin, Snap - Coil Tension		4
7	F05007-135	Bolt, 3/8-16 x 3 1/4" Hex Head		4
8	F05010-10	Nut, 3/8-16 Hex Nylon Lock		4
9	S12641	Decal, Hand Pinch Point Warning		4
10	016991	Decal, 1 1/2" Wood-Mizer Logo		2

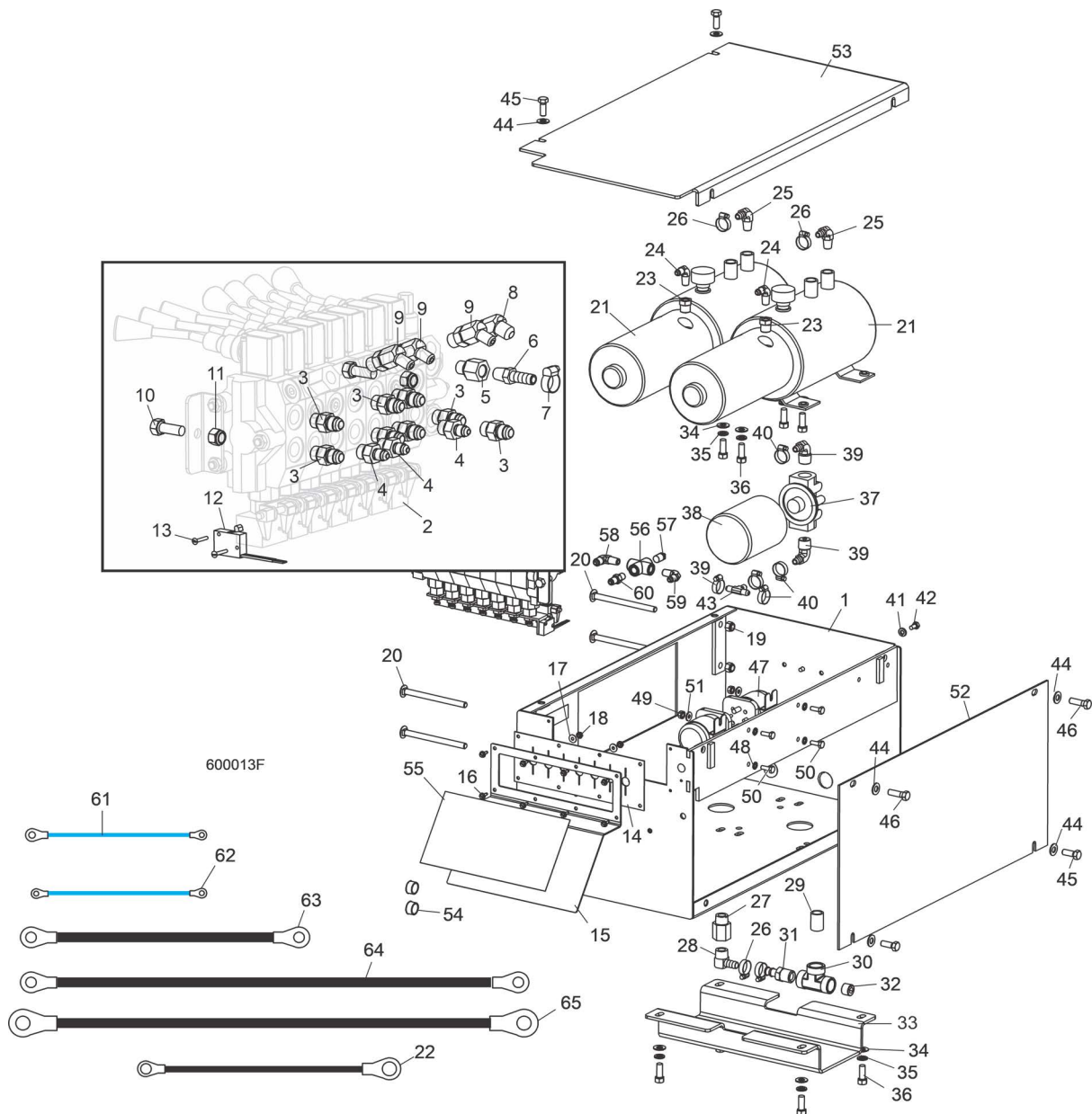
## 9.14 Hydraulic Hoses



ID	Color Code	LENGTH "A"	Application (NOTE: See Hydraulic Information Section in Operator's Manual for Hydraulic Schematics)	PART #
H1	Purple	219"	1/4" Rear Toe Board Top	079000-219
H2	Black	219"	1/4" Rear Toe Board Base	079000-219
H3	Yellow	117"	1/4" Front Toe Board Top	079000-117
H4	Gray	117"	1/4" Front Toe Board Base	079000-117
H5	Green	204"	1/4" Clamp Up/Down Top	079000-204
H6	Yellow	193"	1/4" Clamp Up/Down Base	079000-194
H7	Red	178"	3/8" Loading Arm Base	079001-178
H8	Blue	178"	3/8" Loading Arm Top	079001-178
H9	Orange	65"	3/8" Side Support Base	079001-65
H10	Plain	73"	3/8" Side Support Top	079001-73
H11	Orange	177"	3/8" Clamp In/Out Base	079001-177
H12	White	151"	3/8" Clamp In/Out Top	079001-151
H13	Green	38"	3/8" Loading Arm Branch Top	079001-38
H14	Green	77"	3/8" Loading Arm Branch Top	079001-77
H15	Yellow	81"	3/8" Loading Arm Branch Base	079001-81
H16	Yellow	43"	3/8" Loading Arm Branch Base	079001-43
H17	Plain	181"	3/8" Log Turner Base	079001-181
H18	Pink	181"	3/8" Log Turner Top	079001-181
H19	Purple	177"	3/8" Log Turner Motor (Nearest Frame)	079001-177
H20	Black	180"	3/8" Log Turner Motor (Furthest from Frame)	079001-180
H21	Plain	15"	1/4" Pump To Valve (two hoses)	057964
H22	Plain	6 1/2"	3/8" Gauge To Valve	079001-6.5



## 9.15 Hydraulic Pump Box



REF	PART #	DESCRIPTION	COMMENTS	QTY.
	017649	<b>BOX ASSEMBLY, LT50/70 DC HYDRAULIC CONTROL</b>		1
<b>1</b>	034383	Box Weldment, Hydraulic Control		1
	034533	Valve Assembly, 7-Section Hydraulic		1
<b>2</b>	034451	Valve, 7-Section Hydraulic		1
<b>3</b>	014687	Fitting, 3/8" O-Ring x 3/8" JIC		8
<b>4</b>	P26284	Fitting, 1/4" JIC x 3/8" O-Ring		3
<b>5</b>	014686	Fitting, #6 SAE x 1/4" NPT Female		1
<b>6</b>	014685	Fitting, 1/4" NPT x 3/8" Hose Barb		1
<b>7</b>	P12739	Clamp, 11/16" Hose		1
<b>8</b>	015489	Fitting, #6 SAE 45° Elbow		1
<b>9</b>	015488	Fitting, #4 SAE x #6 SAE 45° Elbow		3

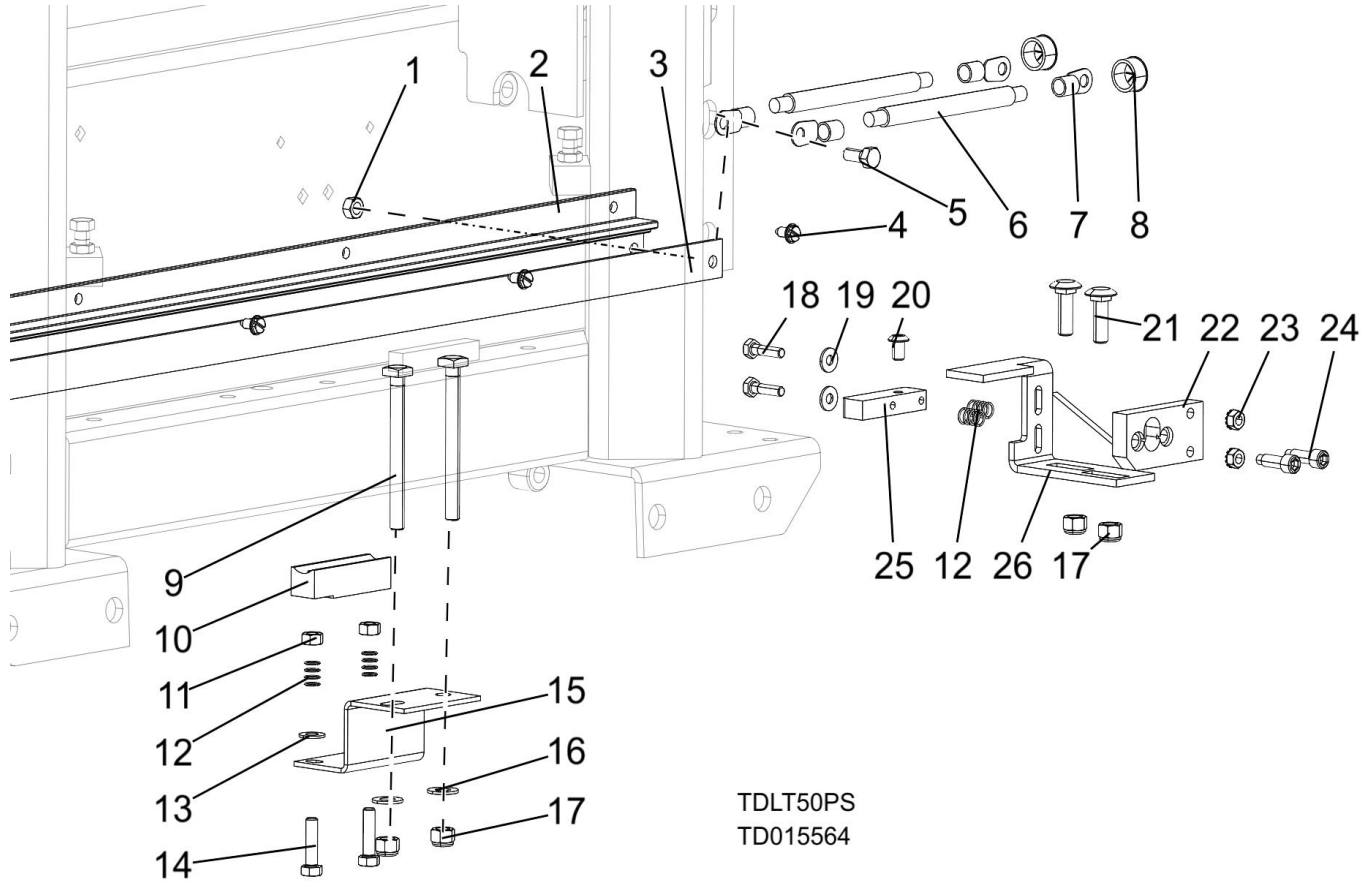


REF	PART #	DESCRIPTION	COMMENTS	QTY.
10	F05007-7	Bolt, 3/8-16 x 1" Hex Head		2
11	F05010-10	Nut, 3/8-16 Hex Nylon Lock		2
12	024198	Switch, Hydraulic Valve Lever		1
13	F05004-13	Screw, #4-40 x 3/4" Slotted Head		2
14	034202	Seal, 7-Handle Valve Rubber		1
15	033999	Plate, 7-Handle Decal		1
16	F05015-7	Screw, #10-24 x 1/2" Self-Tapping		8
17	F05011-18	Washer, #10 SAE Flat		2
18	F05010-14	Nut, #10-24 Hex Self-Locking		2
19	F05010-10	Nut, 3/8-16 Hex Nylon Lock		4
20	F05007-113	Bolt, 3/8-16 x 5" Carriage Head		4
	034534	Pump Assembly, LT50/70 DC Hydraulic		1
21	061764	Pump Kit, Hydraulic w/Motor		2
	016199	Pump, Hydraulic Replacement Monarch Model #12070		1
	052807	Motor Kit, Hydraulic Replacement		1
	038683	Motor, 12 VDC Hydraulic Pump #08714 (Iskra)	Available in assemblies only.	1
	038682	Brush Kit, 4-Valve Hydraulic Pump Motor #08658-I (Iskra)		1
	P12513	Bearing, Base Motor #02318		1
22	052806	Wire Assembly, Motor Brush Ground		1
	P12817	Cap, Hydraulic Pump Vented Fill #03171		1
	P10198	O-Ring, Hydraulic Pump/Reservoir #02352		1
	P10315	Seal, Hydraulic Pump/Motor #02330		1
23	015490	Fitting, 3/8" NPT x 1/4" NPT Reducer		2
24	P09142	Fitting, 1/4" NPT x 1/4" JIC Elbow		2
25	P12708	Fitting, 3/8" NPT x 3/8" Hose Barb Elbow		2
26	P12739	Clamp, 11/16" Hose		4
27	015995	Fitting, 1/2" NPT x 1/2" NPT Adapter		1
28	015997	Fitting, 1/2" NPT x 1/2" Hose Barb Elbow		1
29	016795	Fitting, 1/2" NPT Close Brass Nipple		1
30	016793	Fitting, 1/2" NPT Female Tee		1
31	016794	Fitting, 1/2" NPT Male x 1/2" Hose Barb		1
32	P26258	Fitting, 1/2" NPT Pipe Plug		1
33	015992	Guard, Crossover Hose		1
34	F05011-3	Washer, 3/8" SAE Flat		8
35	F05011-4	Washer, 3/8" Split Lock		8
36	F05007-7	Bolt, 3/8-16 x 1" Hex Head		8
37	P22683	Manifold, Hydraulic Filter w/Cartridge		1
38	P20301	Filter, S28 Hydraulic Cartridge		1
39	P12707	Fitting, 1/2" NPT x 3/8" Hose Barb Elbow		2
40	P12739	Clamp, 11/16" Hose Clamp		2
41	F05011-14	Washer, 1/4" Split Lock		2
42	F05005-15	Bolt, 1/4-20 x 1/2" Hex Head		2
43	015485	Fitting, 3/8" Hose Barb Tee		1
44	F05011-3	Washer, 3/8" SAE Flat		6
45	F05007-87	Bolt, 3/8-16 x 1" Hex Head Grade 5		4
46	F05007-2	Bolt, 3/8-16 x 1 1/4" Hex Head		2
47	016371	Solenoid Kit, 200A 12V SPST Hydraulic Motor		2

**9** **Bed Hydraulic System**  
Hydraulic Pump Box

REF	PART #	DESCRIPTION	COMMENTS	QTY.
	015470	Solenoid, 200A 12V SPST Cont. Duty	Available in assemblies only.	1
	015426	Diode Assembly, Solenoid Coil Chassis Gnd		1
<b>48</b>	F05011-37	Washer, 1/4" External Lock		4
<b>49</b>	F05010-9	Nut, 1/4-20 Hex Self-Locking		4
<b>50</b>	F05005-1	Bolt, 1/4-20 x 3/4" Hex Head Full Thread		4
<b>51</b>	F05011-11	Washer, 1/4" SAE Flat		4
<b>52</b>	015227	Plate, Hydraulic Control Box Side		1
<b>53</b>	015228	Plate, Hydraulic Control Box Top		1
<b>54</b>	P04137	Grommet, 5/8" Wire		2
<b>55</b>	017669	Decal, Hydraulic Control Lever		1
<b>56</b>	P22311	Fitting, 1/4" NPT Cross		1
<b>57</b>	P05498	Plug, 1/4" NPT Pipe	Replaces 5000 PSI Hydraulic Pressure Gauge P10052 (LT50HD Rev. A5.11).	1
<b>58</b>	015491	Fitting, 3/8" JIC x 1/4" NPT Elbow		1
<b>59</b>	P09142	Fitting, 1/4" NPT x 1/4" JIC Male Elbow		1
<b>60</b>	P09143	Fitting, 1/4" NPT x 1/4" JIC Male		1
	036303	Hose, 3/8" x 6 1/2" Hydraulic w/Fittings		1
	036292	Hose, 1/4" x 15" Hydraulic w/Fittings		2
<b>61</b>	036315	<b>WIRE ASSEMBLY, 14 GA X 4" #10 &amp; 5/16" RING TERMINALS</b>		
<b>62</b>	036314	<b>WIRE ASSEMBLY, 14 GA X 4" #10 RING TERMINALS</b>		1
<b>63</b>	036311	<b>CABLE ASSEMBLY, 1 GA X 6" HYDRAULIC PUMP TO SOLENOID</b>		1
<b>64</b>	036310	<b>CABLE ASSEMBLY, 1 GA X 16" HYDRAULIC PUMP TO SOLENOID</b>		1
<b>65</b>	036312	<b>CABLE ASSEMBLY, 1 GA X 16" HYDRAULIC PUMP GROUND</b>		2
	F05011-36	<b>WASHER, 3/8" STAR EXTERNAL</b>		3

## 9.16 Hydraulic Power Supply Strip



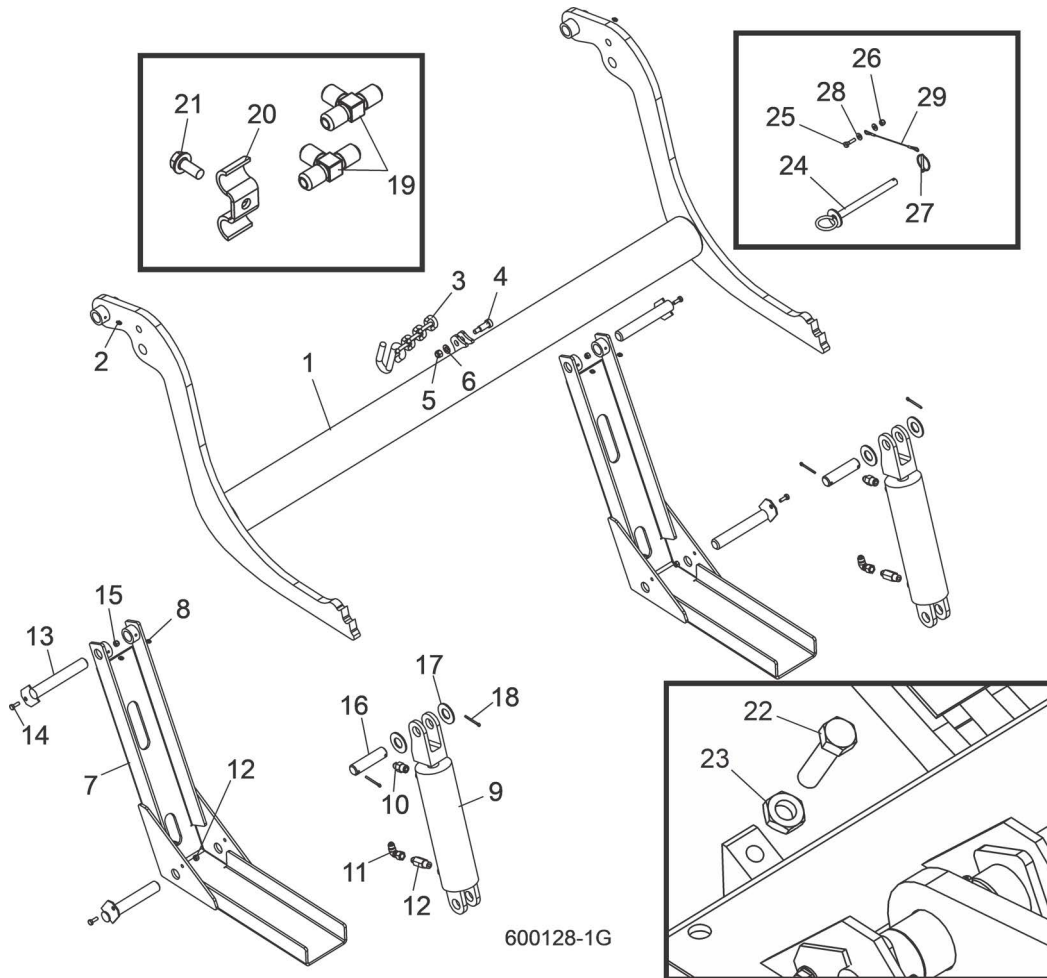
TDLT50PS  
TD015564

REF	PART #	DESCRIPTION	COMMENTS	QTY.
	015564	<b>STRIP ASSEMBLY, SUPER CONTACT</b>		1
1	F05010-86	Nut, 5/16-18 Nyl Lock Hex		1
2	P11976	Housing, Contact Strip		1
3	S10075	Strip, 1/8x1x69 13/16 CU		1
4	F05015-1	Bolt, 1/4-20x1/2 SI HH		8
5	F05006-45	Bolt, 5/16-18x3/4 HH Moulded Blk		1
	052161	Cable Assembly, 1AWG		2
6	R01971	Cable, 1AWG SO Welding, Black		1
7	F05092-16	Terminal, 5/16 1-2Ga Ring NI Loose		2
8	P04137	Grommet, 5/8 Wire		2
	R01950-8	Tubing, 3/4 Heat Shrink W/Adhesive ID	Not Shown	.33ft
	016797	<b>GROUND ASSY, FLOATING CONTACT</b>		1
9	F05007-175	Bolt, 3/8-16x4 Square Head		2
10	015264	Block, Exten. Hyd Ground Contact		1
11	F05010-17	Nut, 5/16-18 Hex		2
12	P10077	Spring, .42x.59x.042 Comp		4
13	F05011-17	Washer, 5/16 SAE Flat		2
14	F05006-93	Bolt, 5/16-18x1-1/4 HH FT Gr5		2
15	016792	Plate, HPS Ground Contact Mount		1

**9** **Bed Hydraulic System**  
*Hydraulic Power Supply Strip*

REF	PART #	DESCRIPTION	COMMENTS	QTY.
16	F05011-3	Washer, 3/8 Flat SAE		2
17	F05010-10	Nut, 3/8-16 Hex Nyl Lock		4
	017671	<b>CONTACT ASSY, POSITIVE HYD POWER (97+)</b>		1
18	F05005-38	Screw, 1/4-20x1 HHC		2
19	F05011-11	Washer, 1/4 SAE Flat		2
20	F05006-20	Screw, 5/16-18x1/2 SBH		1
21	F05007-11	Bolt, 3/8-16x1 1/4 Carriage		2
22	S10072	Plate, 1/2 Nyl Insulator Contact		1
23	F05010-9	Nut, 1/4-20 Keps		2
24	F05006-143	Bolt, 5/16x3/4 Shoulder (1/4-20 Thread)		2
25	015253	Button, Hot Contact 1997		1
26	015324	Plate Wdmt, Hot Contact		1
27	015564	Strip Assy, Super Contact		1

## 9.17 Hydraulic Log Loader

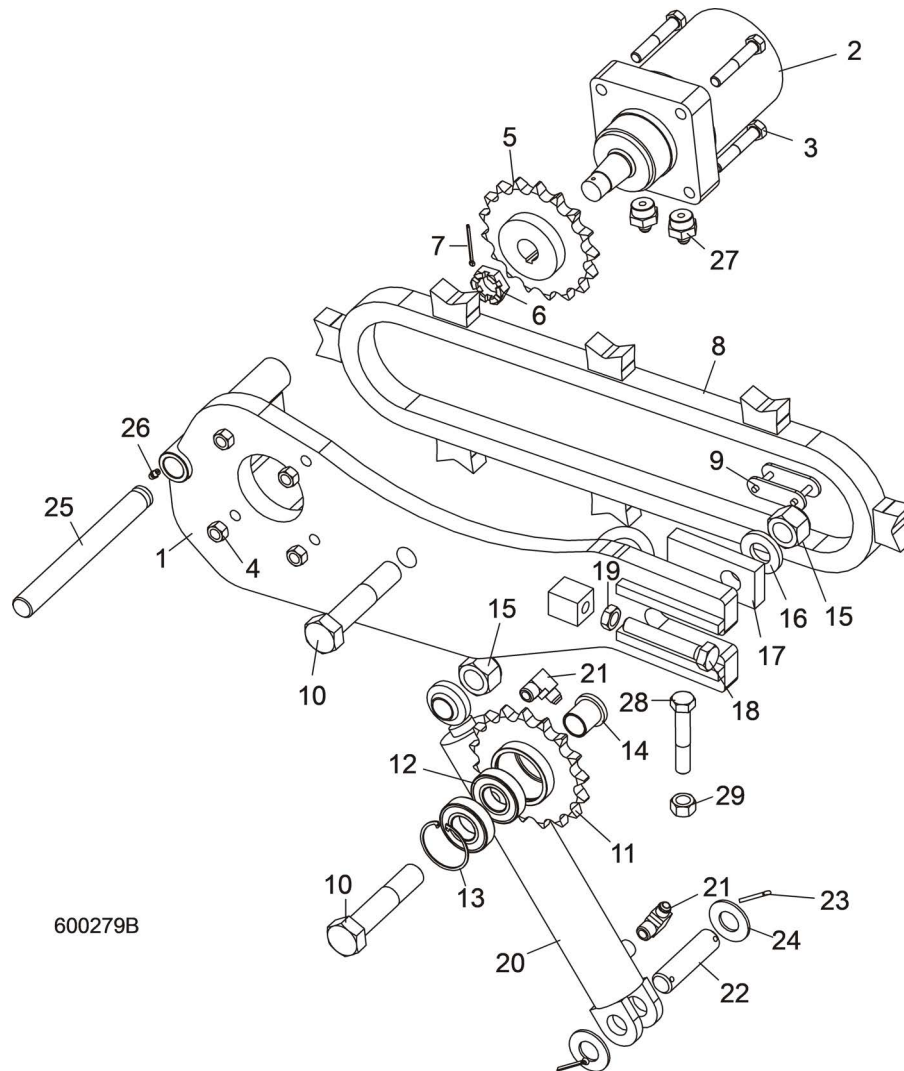


600128-1G

REF	PART #	DESCRIPTION	COMMENTS	QTY.
	034539	<b>LOADER ASSEMBLY, HYDRAULIC LOG</b>		1
	036416	Arm Assembly, Hydraulic Log Loading		1
1	110372	Arm Weldment, Log Loading		1
2	P04107	Fitting, 3/16" Grease		2
3	110472	Chain, 12-1/2 Inch Safety		1
4	F05008-146	Bolt, 1/2 x 1 Shoulder Socket		1
5	F05010-10	Nut, 3/8-16 Hex Nyloc		1
6	F05011-3	Washer, 3/8 Flat SAE		1
7	W09444	Channel, Hydraulic Log Loading Foot		2
8	P04107	Fitting, 3/16" Grease		4
	038735	Cylinder Assembly, Hydraulic Log Loader		2
9	042754	Cylinder, 8" X 3" Hydraulic (3/8" NPT Ports)		1
	P12956	Seal Kit, 8" x 3" Hydraulic Cylinder		1
10	016819	Fitting, 3/8" NPT x 3/8" JIC Male Connector		1
11	042756	Fitting, 3/8" JIC 90° Swivel Elbow		1
12	038734	Fitting, 3/8NPT 6.5GPM Velocity Fuse		1
13	W09446	Pin, Loading Arm Mount		4
14	F05005-1	Bolt, 1/4-20 x 3/4" Hex Head Full Thread		4

REF	PART #	DESCRIPTION	COMMENTS	QTY.
15	F05010-69	Nut, 1/4-20 Hex Lock		4
16	S09251	Pin, Loading Arm Cylinder Mount		2
17	F05011-28	Washer, 1" SAE Flat		4
18	F05012-23	Pin, 3/16" X 1 1/2" Cotter		4
19	015487	Fitting, 3/8" JIC Union 'T'		1
20	016041	Clamp, 3/8" Hydraulic Hose		6
21	F05006-102	Bolt, 5/16-18 X 3/4" Hex Head Grade 5		6
22	F05008-7	<b>BOLT, 1/2-13 X 3" HEX HEAD FULL THREAD GRADE 5</b>		2
23	F05010-31	<b>NUT, 1/2-13 JAM</b>		2
	074208	<b>ARM LOCK ASSEMBLY, LT70 WIDE LOADING (LT70 WIDE HEAD ONLY)</b>		1
24	036692	Pin Weldment, Arm Support		1
25	F05005-101	Bolt, 1/4-20 x 1" Hex Head Grade 5		1
26	F05010-69	Nut, 1/4-20 Nylock		1
27	017604	Pin, Lynch 3/16" w/Chain		1
28	F05011-11	Washer, 1/4" SAE Flat		2
29	016090	Cable, 3/32" Dia. Board Return		1
	074207	<b>LINK, 1/2" THEADED CHAIN QUICK (LT70 WIDE HEAD ONLY)</b>		1

## 9.18 Hydraulic Log Turner

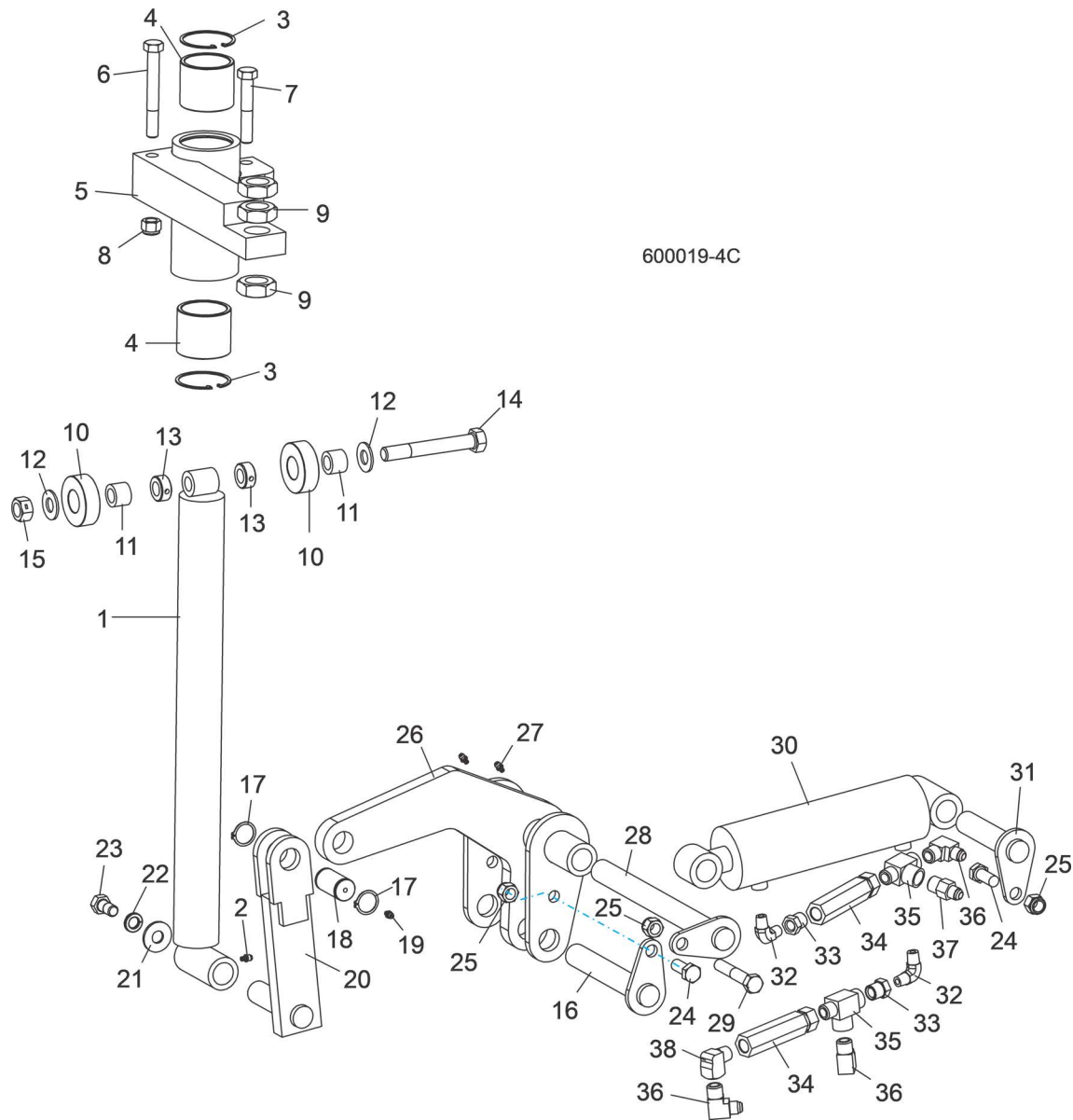


REF	PART #	DESCRIPTION	COMMENTS	QTY.
	006095	<b>ARM ASSEMBLY, HYDRAULIC LOG TURNER</b>		1
<b>1</b>	006471	Arm Weldment, Hydraulic Log Turner		1
<b>2</b>	007331	Motor, Hydraulic Log Turner		1
	061427	Kit, Seal Rebuild		1
<b>3</b>	F05008-23	Bolt, 1/2-13 x 3" Hex Head Grade 5		4
<b>4</b>	F05010-3	Nut, 1/2-13 Hex Lock		4
<b>5</b>	042192	Sprocket Weldment, Log Turner Drive		1
<b>6</b>	018741-2	Nut, Hydraulic Motor Castle		1
<b>7</b>	F05012-43	Pin, 1/8" x 1 3/4" Cotter		1
<b>8</b>	006097	Chain Weldment, Log Turner		1
<b>9</b>	016796	Link, #2080H Master		1
<b>10</b>	F05004-132	Bolt, 1-8 x 5" Hex Head Grade 8		2
	042193	Sprocket Assembly, Idler		1
<b>11</b>	042191	Sprocket Weldment, Idler		1
<b>12</b>	P11035	Bearing, 6206 25 Idler		2
<b>13</b>	F04254-12	Ring, 62mm #472 DIN Inside Retaining		1

REF	PART #	DESCRIPTION	COMMENTS	QTY.
14	042187	Spacer, Idler Sprocket		2
15	F05010-109	Nut, 1-8 Hex Lock		2
16	038749	Washer, 1" ID x 2" OD x 1/4"		1
17	042188	Plate, Log Turner Chain Tensioner		1
18	F05009-31	Bolt, 5/8-11 x 4" Hex Head Full Thread Grade 5		1
19	F05010-82	Nut, 5/8-11 Hex Jam		1
20	128113	Cylinder, 2" x 10" Welded Rod End Hydraulic	128113 replaced 034267 per ECN 37500 on 6/24/2020. Cylinder may have a vendor # of either 322009 or 322896. The 322009 uses seal kit # 061364; 322896 uses seal kit # 128258.	1
21	016820	Fitting, 3/8" NPT x 3/8" JIC 90° Elbow		2
22	S09251	Pin, 1" x 3.88"		1
23	F05012-23	Pin, 3/16" x 1 1/2" Cotter		2
24	F05011-28	Washer, 1" SAE Flat		2
25	006722	Rod, Grooved Turner Mount		1
26	P05060	Fitting, 1/4-28 Grease		1
27	017640	Fitting, #10 SAE x 3/8" JIC Straight		2
28	F05009-16	<b>BOLT, 5/8-18 X 3 1/2" HEX HEAD BOLT FULL THREAD</b>		1
29	F05010-50	<b>NUT, 5/8-18 HEX</b>		1



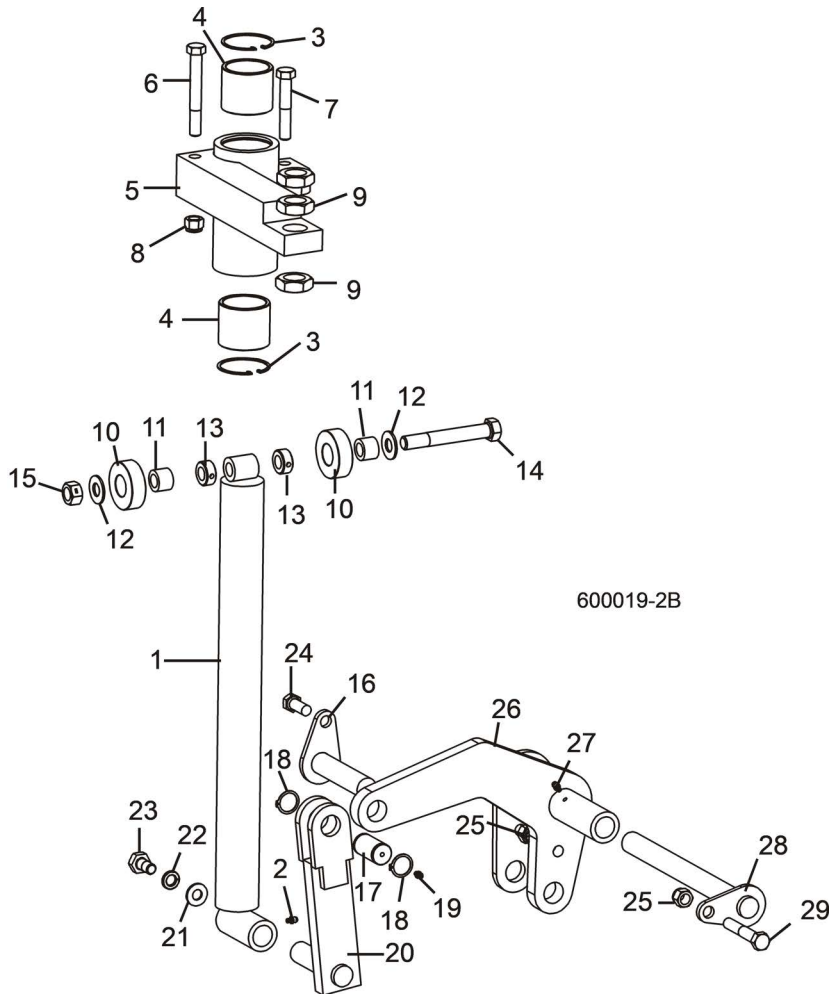
### 9.19 Hydraulic Log Side Supports (Front)



REF	PART #	DESCRIPTION	COMMENTS	QTY.
	034732	<b>SUPPORT ASSEMBLY, VERTICAL HYDRAULIC SIDE</b>		1
1	034704	Rod Weldment, Vertical Side Support		1
2	P04107	Fitting, 3/16" Straight Grease		1
3	F04254-12	Ring, 62mm Din #472 Inside Retaining		2
4	042262	Bushing, Side Support		2
5	034703	Mount Weldment, Vertical Side Support		1
6	F05008-78	Bolt, 1/2-13 x 4" Hex Head Grade 5		1
7	F05008-23	Bolt, 1/2-13 x 3" Hex Head Grade 5		1
8	F05010-8	Nut, 1/2-13 Hex Nylon Lock		2
9	F05010-118	Nut, 1-14 Hex Jam		3
	034733	Roller Kit, Side Support		1
10	016561	Roller, Side Support		2
11	016560	Bushing, 5/8" x 1" x 3/4" Bronze		2

REF	PART #	DESCRIPTION	COMMENTS	QTY.
12	F05011-5	Washer, 5/8" SAE Flat		2
13	P05035	Collar, 5/8" Lock		2
14	F05009-10	Bolt, 5/8-11 x 4 1/2" Hex Head Grade 5		1
15	F05010-4	Nut, 5/8-11 Hex Lock		1
16	106880	<b>PIN WELDMENT, 6-5/16" PIVOT</b>		1
	036053	<b>PIN ASSEMBLY, SIDE SUPPORT PIVOT</b>		1
17	F04254-15	Ring, 1" 3100-100 Outside Retaining		2
18	034718	Pin, Grooved Pivot	Available in assemblies only.	1
19	P04107	Fitting, 3/16" Straight Grease		1
20	034711	<b>PUSHER WELDMENT, LOWER SIDE SUPPORT</b>		1
21	F05011-52	<b>WASHER, 9/16" SAE FLAT</b>		1
22	F05011-9	<b>WASHER, 1/2" SPLIT LOCK</b>		1
23	F05008-50	<b>BOLT, 1/2-13 X 1" HEX HEAD</b>		1
24	F05008-37	<b>BOLT, 1/2"-13 X 1 1/4" HEX HEAD GRADE 5</b>		2
25	F05010-8	<b>NUT, 1/2-13 HEX NYLON LOCK</b>		3
26	106868	<b>ARM WELDMENT, SIDE SUPPORT FRONT LIFT</b>		1
27	P04107	<b>FITTING, 3/16" STRAIGHT GREASE</b>		2
28	034728	<b>PIN WELDMENT, 10 7/8" PIVOT</b>		1
29	F05008-23	<b>BOLT, 1/2-13 X 3" HEX HEAD GRADE 5</b>		1
30	034736	<b>CYLINDER, 2 1/2" X 6" X 1/4" NPT PORT HYDRAULIC</b>		1
31	034726	<b>PIN WELDMENT, 4 3/8" PIVOT</b>		1
32	P09140	<b>FITTING, 1/4" NPT MALE PIPE ELBOW</b>		2
33	015490	<b>FITTING, 3/8" NPT X 1/4" NPT REDUCER</b>		2
34	015484	<b>VALVE, SIDE SUPPORT SEQUENCE</b>		2
35	016822	<b>FITTING, 3/8" NPT MALE RUN TEE</b>		2
36	016820	<b>FITTING, 3/8" NPT X 3/8" JIC ELBOW</b>		3
37	016819	<b>FITTING, 3/8" NPT X 3/8" JIC CONNECTOR</b>		1
38	P05759	<b>FITTING, 3/8" NPT STREET ELBOW</b>		1

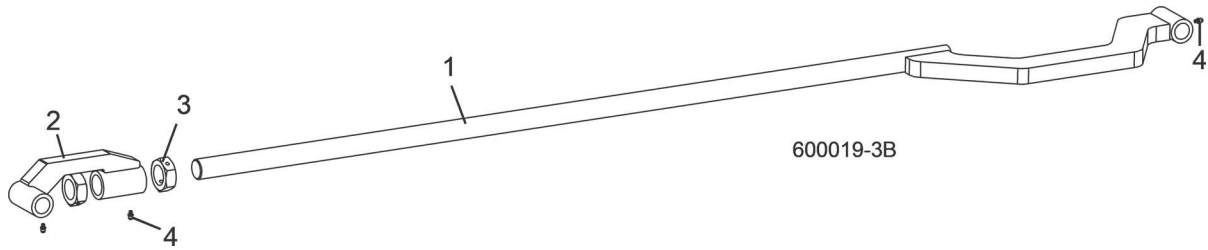
9.20 Hydraulic Log Side Supports (Rear)



REF	PART #	DESCRIPTION	COMMENTS	QTY.
	034732	<b>SUPPORT ASSEMBLY, VERTICAL HYDRAULIC SIDE</b>		1
1	034704	Rod Weldment, Vertical Side Support		1
2	P04107	Fitting, 3/16" Straight Grease		1
3	F04254-12	Ring, 62mm Din #472 Inside Retaining		2
4	042262	Bushing, Side Support		2
5	034703	Mount Weldment, Vertical Side Support		1
6	F05008-78	Bolt, 1/2-13 x 4" Hex Head Grade 5		1
7	F05008-23	Bolt, 1/2-13 x 3" Hex Head Grade 5		1
8	F05010-8	Nut, 1/2-13 Hex Nylon Lock		2
9	F05010-118	Nut, 1-14 Hex Jam		3
	034733	Roller Kit, Side Support		1
10	016561	Roller, Side Support		2
11	016560	Bushing, 5/8" x 1" x 3/4" Bronze		2
12	F05011-5	Washer, 5/8" SAE Flat		2
13	P05035	Collar, 5/8" Lock		2
14	F05009-10	Bolt, 5/8-11 x 4 1/2" Hex Head Grade 5		1
15	F05010-4	Nut, 5/8-11 Hex Lock		1

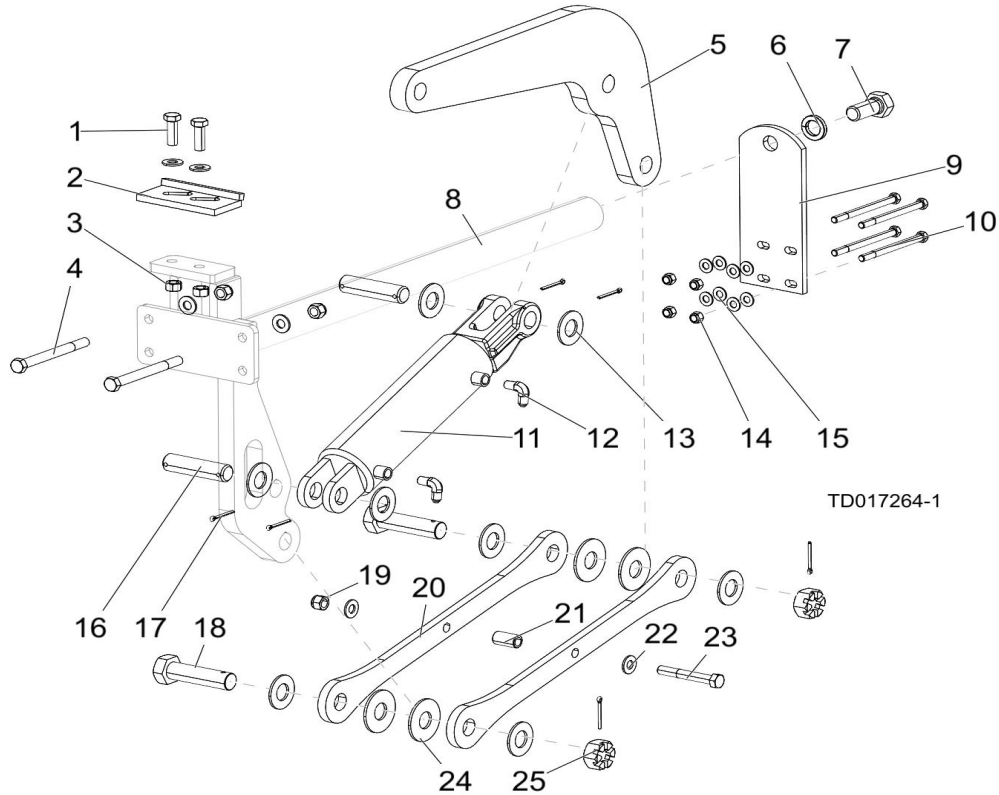
REF	PART #	DESCRIPTION	COMMENTS	QTY.
16	034726	<b>PIN WELDMENT, 4 3/8" PIVOT</b>		1
	036053	<b>PIN ASSEMBLY, SIDE SUPPORT PIVOT</b>		1
17	034718	Pin, Grooved Pivot	Available in assemblies only.	1
18	F04254-15	Ring, 1" 3100-100 Outside Retaining		2
19	P04107	Fitting, 3/16" Straight Grease		1
20	034711	<b>PUSHER WELDMENT, LOWER SIDE SUPPORT</b>		1
21	F05011-52	<b>WASHER, 9/16" SAE FLAT</b>		1
22	F05011-9	<b>WASHER, 1/2" SPLIT LOCK</b>		1
23	F05008-50	<b>BOLT, 1/2-13 X 1" HEX HEAD</b>		1
24	F05008-37	<b>BOLT, 1/2"-13 X 1 1/4" HEX HEAD GRADE 5</b>		2
25	F05010-8	<b>NUT, 1/2-13 HEX NYLON LOCK</b>		2
26	034716	<b>ARM WELDMENT, VERTICAL SIDE SUPPORT REAR LIFT</b>		1
27	P04107	<b>FITTING, 3/16" STRAIGHT GREASE</b>		1
28	034728	<b>PIN WELDMENT, 10 7/8" PIVOT</b>		1
29	F05008-23	<b>BOLT, 1/2-13 X 3" HEX HEAD GRADE 5</b>		1

## 9.21 Hydraulic Log Side Supports (Link)



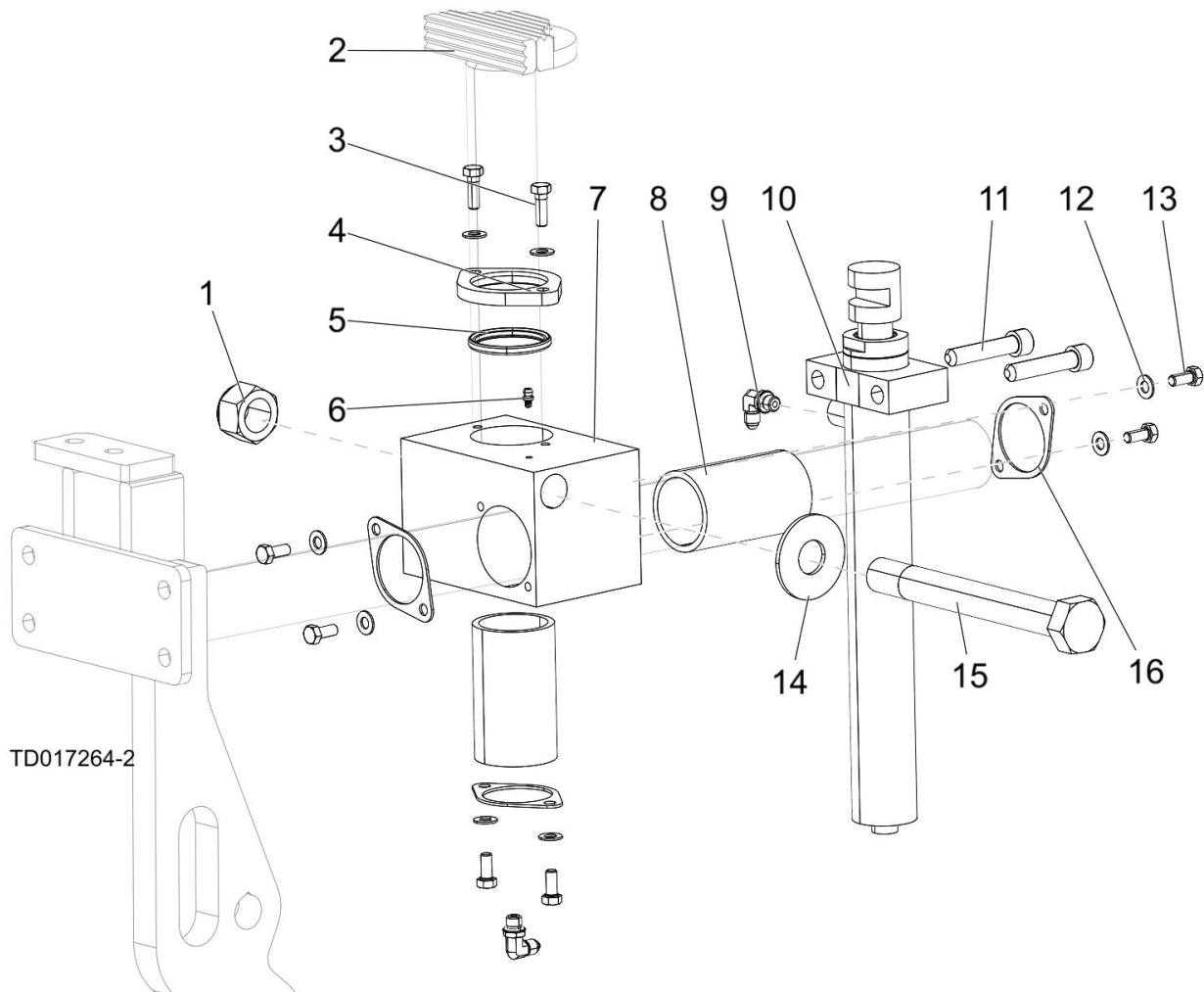
REF	PART #	DESCRIPTION	COMMENTS	QTY.
1	034725	ROD WELDMENT, SIDE SUPPORT LINK		1
2	106869	ARM WELDMENT, SIDE SUPPORT LINK		1
3	F05010-100	NUT, 1 1/4"-12 HEX JAM		2
4	P04107	FITTING, 3/16" STRAIGHT GREASE		3

## 9.22 Hydraulic Log Clamp - base



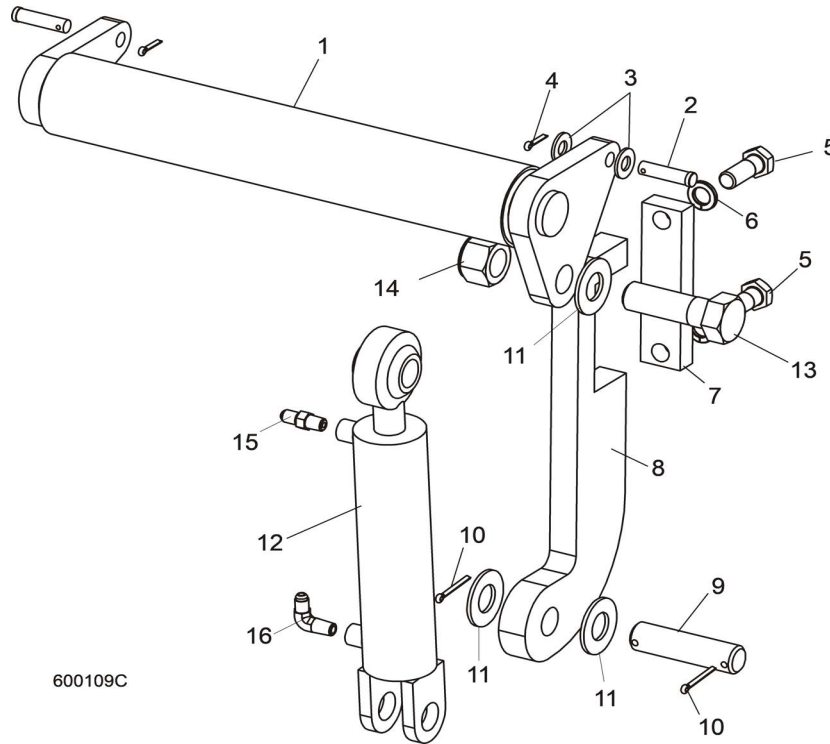
REF	PART #	DESCRIPTION	COMMENTS	QTY.
1	F05008-33	Bolt, 1/2-13x1 1/2 HH Gr5		2
2	W09404	Stop Weldment, Clamp		1
3	F05010-3	Nut, 1/2-13 Swaged Hex		2
4	F05008-28	Bolt, 1/2-13x5 1/2 Hex Head GR5 Zinc		2
5	017274	Plate, Clamp Pivot Arm		1
6	F05011-46	Washer, Split Lock 7/8 Zinc		1
7	F05014-2	Bolt, 7/8-14 X 2 Gr5 Zinc		1
8	017265	Slide Weldment, Hor. Clamp '99		1
9	015068	Plate, Clamp/Turner Mount		1
10	F05007-5	Bolt, 3/8-16x5 Hex Head GR2 Zinc		4
11	017275	Cylinder, 3x7 Hyd		1
12	015491	Fitting, 3/8JIC-1/4NPT 90 Elbow		2
13	F05011-28	Washer, 1 ID SAE Flat		8
14	F05010-10	Nut, 3/8-16 Hex Nyl Lock		4
15	F05011-3	Washer, 3/8 Flat SAE		8
16	S09251	Pin, 1x3.88		2
17	F05012-23	Pin, 3/16 x 1-1/2 Cotter		6
18	015072	Bolt, 1-14x3 3/4 Gr8		2
	017267	Assembly, Horizontal Clamp Link		1
19	F05010-8	Nut, 1/2-13 Nyl Hex Lock		3
20	017268	Plate, Clamp Link		2
21	130998	Sleeve, 1/2IDx3/4ODx1-3/8		1
22	F05011-2	Washer, 1/2 SAE Flat		6
23	F05008-61	Bolt, 1/2-13x3 1/2 Hex Head GR5 Zinc		1
24	015057	Washer, 1/8x2 1/2 Hardened		4
25	F05010-163	Nut, 1-14 Slotted Hex, Zinc		2

## 9.23 Hydraulic Log Clamp - clamp



REF	PART #	DESCRIPTION	COMMENTS	QTY.
1	F05010-141	Nut, 1-14 Nylock		1
2	015043	Slide Weldment, Vertical Clamp		1
3	F05006-1	Bolt, 5/16-18x1 HH Gr2		2
4	017272	Flange, 3/8x3		1
5	017273	Wiper, Up/Down Rod		1
6	P04107	Fitting, 3/16x3/16 Straight Grease		1
7	017270	Block, Clamp		1
8	015088	Bushing, Clamp Slide		2
9	074543	Fitting, 4SAE-4JIC 90° Elbow		2
10	015050	Cylinder Weldment, Vert Clamp		1
11	F05008-39	Bolt, 1/2-13x2 1/2 SH BO		2
12	F05011-17	Washer, 5/16 SAE Flat		8
13	F05006-5	Bolt, 5/16-18x3/4 HH Gr2		6
14	015057	Washer, 1/8x2 1/2 Hardened		1
15	015049	Bolt, 1-14x8 1/2 Gr8		1
16	017242	Retainer, Clamp Bushing		3

## 9.24 Hydraulic Toe Board



600109C

REF	PART #	DESCRIPTION	COMMENTS	QTY.
1	074842	TOE BOARD ASSEMBLY, HYDRAULIC		2
2	F05012-82	PIN, 1/2-1 3/4 CLEVIS		4
3	F05011-2	WASHER, 1/2" SAE FLAT		4
4	F05012-3	PIN, 1/8 X 3/4" COTTER		4
5	F05009-33	BOLT, 5/8-11 X 1 3/4" HEX HEAD		4
6	F05011-27	WASHER, 5/8" SPLIT LOCK		4
7	S13023	PLATE, HYDRAULIC TOEBOARD MOUNT		2
8	S13022	BRACKET, HYDRAULIC TOEBOARD MOUNT		2
9	S09251	PIN, CYLINDER MOUNT		2
10	F05012-23	PIN, 3/16" X 1 1/2" COTTER		4
11	F05011-28	WASHER, 1" SAE FLAT		6
12	014482	CYLINDER, 1 1/2" X 6" HYDRAULIC TOE BOARD		2
	014547	Seal Kit, 1 1/2" x 6" Hydraulic Cylinder		1
13	F05009-51	BOLT, 1-8 X 3 1/4" HEX HEAD GRADE 5		2
14	F05010-109	NUT, 1-8 HEX NYLON LOCK		2
15	P09143	FITTING, 1/4" NPT X 1/4" JIC MALE		2
16	P09142	FITTING, 1/4" NPT X 1/4" JIC MALE ELBOW		2



## SECTION 10 MISCELLANEOUS

### 10.1 Replacement Manuals



REF	DESCRIPTION (◆ Indicates Parts Available In Assemblies Only)	PART #	QTY.
<b>Wood-Mizer Product Information</b>			
1	ALL-PRODUCTS CATALOG	PS750	1
<b>Basic Sawmill Manuals</b>			
2	TRU-SHARP BLADE HANDBOOK	M600	1
3	WOOD-MIZER GENERAL INFORMATION	M601	1
4	LT50HD OPERATOR'S MANUAL	M1661	1
5	LT50HD PARTS MANUAL	M1660	1
6	LT50HD-WR WIRELESS PARTS MANUAL	M1662	1
<b>Power Option Manuals</b>			
7	E25 MOTOR OPTION MANUAL	M772	1
8	G38 ENGINE OPTION MANUAL	M1305	1
9	D47 ENGINE OPTION MANUAL	M1584	1
10	D51 ENGINE OPTION MANUAL	M1163	1
11	D35 ENGINE OPTION MANUAL	M1752	1
<b>Miscellaneous Option Manuals</b>			
12	SHINGLE/LAPSIDER OPTION MANUAL	M621	1
13	OPERATOR'S SEAT OPTION MANUAL	M613	1
14	RESAW ATTACHMENT OPTION MANUAL	M263	1
15	BED EXTENSION OPTION MANUAL	M294	1
16	MKII DEBARKER ATTACHMENT OPTION MANUAL	M546	1
17	ACCUSET 2 OPTION MANUAL	M1517	1
18	LASER SIGHT OPTION MANUAL	M679	1
19	AUTOCLUTCH OPTION MANUAL	M883	1
20	LUBE-MIZER OPTION MANUAL	M885	1
21	LATHE-MIZER OPTION MANUAL	M1337	1
<b>Electrical Diagrams</b>			
22	G38 SUPER ELECTRICAL INFORMATION	M1306	1
23	G38-WR WIRELESS ELECTRICAL INFORMATION	M1555	1
24	E25 ELECTRICAL INFORMATION	M863	1
25	E25-WR WIRELESS ELECTRICAL INFORMATION	M1554	1
26	D47 ELECTRICAL INFORMATION	M1585	1
27	D47-WR WIRELESS ELECTRICAL INFORMATION	M1587	1
28	D51 ELECTRICAL INFORMATION	M1164	1
29	D51-WR WIRELESS ELECTRICAL INFORMATION	M1553	1