

# Wood-Mizer<sup>®</sup> Sawmill

## Parts Manual

---

**LT70HD**

**rev. B8.02**

---



**Safety is our #1 concern!** Read and understand all safety information and instructions before operating, setting up or maintaining this machine.

*Form #1043*

### **Models Affected:**

LT70HDE25-L	Sawmill, LT70HD E25 Electric, Low Volt	B8.02
LT70HDE25-H	Sawmill, LT70HD 25Hp Elec, High Volt	B8.02
LT70HDE30-H	Sawmill, LT70HD 30Hp Elec, High Volt	B8.02
LT70HDE30W-H	Sawmill, LT70HD 30Hp Elec, Wide, High	B8.02

**California**  
Proposition 65 Warning



**WARNING:** Breathing gas/diesel engine exhaust exposes you to chemicals known to the State of California to cause cancer and birth defects or other reproductive harm.

Always start and operate the engine in a well-ventilated area.  
If in an enclosed area, vent the exhaust to the outside.  
Do not modify or tamper with the exhaust system.  
Do not idle the engine except as necessary.

For more information go to **[www.P65warnings.ca.gov](http://www.P65warnings.ca.gov)**.



**WARNING:** Drilling, sawing, sanding or machining wood products can expose you to wood dust, a substance known to the State of California to cause cancer. Avoid inhaling wood dust or use a dust mask or other safeguards for personal protection.

For more information go to **[www.P65Warnings.ca.gov/wood](http://www.P65Warnings.ca.gov/wood)**.

**Active Patents assigned to Wood-Mizer, LLC**

Wood-Mizer, LLC has received patents that protect our inventions which are a result of a dedication to research, innovation, development, and design. Learn more at: [woodmizer.com/patents](http://woodmizer.com/patents)

**©2024 Wood-Mizer LLC**

Printed in the United States of America, all rights reserved. No part of this manual may be reproduced in any form by any photographic, electronic, mechanical or other means or used in any information storage and retrieval system without written permission from

**Wood-Mizer, LLC**  
**8180 West 10th Street**  
**Indianapolis, Indiana 46214**

# Table of Contents

# Section-Page

<b>SECTION 1</b>	<b>REPLACEMENT PARTS</b>	<b>1-1</b>
1.1	How To Use The Parts List .....1-1 <i>To Order Parts</i>	
1.2	Sample Assembly .....1-1	
1.3	Torque Values .....1-2	
<b>SECTION 2</b>	<b>BLADE GUIDE ROLLERS &amp; ARM</b>	<b>2-1</b>
2.1	Blade Guide Assembly, Idle Side.....2-1	
2.2	Blade Guide Assembly, Drive Side.....2-5	
2.3	Blade Guide Arm Drive Assembly.....2-9	
<b>SECTION 3</b>	<b>BLADE WHEELS &amp; TENSIONER</b>	<b>3-1</b>
3.1	Blade Drive Assembly.....3-1	
3.2	Idle Blade Wheel Assembly .....3-3	
3.3	Hydraulic Blade Tensioner Assembly.....3-5	
<b>SECTION 4</b>	<b>SAW HEAD FRAME</b>	<b>4-1</b>
4.1	Middle Throat Screw .....4-1	
4.2	Belt Tensioner .....4-2	
4.3	Brake Assembly (DC Only) .....4-4	
4.4	Autoclutch Assembly (DC Only) .....4-5	
4.5	Board Return Assembly (Optional).....4-7	
4.6	Water Lube Assembly .....4-8	
4.7	Saw Head Decals .....4-10	
4.8	Blade Housing Covers.....4-11	
4.9	Sawdust Chute .....4-13	
4.10	Debarker Wire Box/Grommet .....4-14	
<b>SECTION 4</b>	<b>DEBARKER</b>	<b>4-1</b>
4.1	LT70 AC Mechanical Debarker .....4-1	
4.2	Upper Pivot With Lock .....4-1	
4.3	LT70 Debarker Cutter Head .....4-1	
4.4	Upper Pivot With Lock .....4-1	
4.5	LT70 AC Debarker Cutter Head .....4-1	
<b>SECTION 5</b>	<b>CONTROL &amp; BATTERY BOXES</b>	<b>5-1</b>
5.1	Control Assembly (DC).....5-1	
5.2	Control Assembly (AC).....5-3	
5.3	Control Assembly (DC) (Tier2 Outside U.S. Only).....5-5	
5.4	Accuset2 Control Assembly, Gas/Diesel (DC) .....5-7	
5.5	Accuset2 Control Assembly, Electrical (AC) .....5-9	
5.6	Drum Switches .....5-11	
5.7	Circuit Breakers.....5-12	
5.8	Front Panel Assembly & Harnesses .....5-13	
5.9	Battery Box Assembly (DC Only) .....5-15	

# Table of Contents

# Section-Page

5.10	Fuse Box Assembly (DC Only).....	5-16
5.11	Accuset2 Cover Assembly .....	5-18
<b>SECTION 6 UP/DOWN SYSTEM</b>		<b>6-1</b>
6.1	Up/Down Rollers & Covers .....	6-1
6.2	Blade Height & Quarter Scales .....	6-3
6.3	Accuset2 Sensor Assembly .....	6-4
6.4	Up/Down Chain & Sprockets.....	6-6
6.5	Up/Down Drive Assembly .....	6-7
6.6	Up/Down Assist Assembly (DC Only) .....	6-9
<b>SECTION 7 FEED SYSTEM &amp; TRACK ROLLERS</b>		<b>7-1</b>
7.1	Upper Track Rollers And Wipers.....	7-1
7.2	Power Feed Assembly .....	7-3
7.3	Feed Chain/Stop .....	7-5
7.4	Lower Track Rollers.....	7-1
<b>SECTION 8 BED FRAME ASSEMBLY</b>		<b>8-1</b>
8.1	Bed Rail Assembly, Front And Rear .....	8-1
8.2	Bed Rail Assembly, Middle Front.....	8-3
8.3	Bed Rail Assembly, Middle Rear .....	8-4
8.4	Leg Assembly (Stationary).....	8-5
8.5	Board Return Table Assembly .....	8-7
8.6	Pivot Bed Rail Assembly.....	8-8
8.7	Taper Roller Pivot Assembly .....	8-9
8.8	Log Side Support Assembly (Manual).....	8-10
8.9	Safety Chain Assembly .....	8-12
8.10	Saw Head Rest Pin Assembly .....	8-13
8.11	Bed Frame Decals.....	8-14
8.12	Board Outfeed Table (Optional) .....	8-15
<b>SECTION 9 BED HYDRAULIC LOG LOADER &amp; TURNER (OPTIONAL)SYSTEM9-1</b>		
9.1	Hydraulic Hoses .....	9-1
9.2	Hydraulic Power Supply Strip (DC Only).....	9-2
9.3	Hydraulic Log Loader .....	9-4
9.4	Hydraulic Pump Box (DC).....	9-6
9.5	Hydraulic Pump Box (230/460V AC).....	9-9
9.6	Hydraulic Control Box (230/460V AC).....	9-12
9.7	Hydraulic Log Turner.....	9-14
9.8	Hydraulic Log Side Supports (Front).....	9-16
9.9	Hydraulic Log Side Supports (Rear) .....	9-18
9.10	Hydraulic Log Side Supports (Link) .....	9-20
9.11	Hydraulic Log Clamp .....	9-21
9.12	Hydraulic Toe Board .....	9-23

**Table of Contents**

**Section-Page**

**SECTION 10 MISCELLANEOUS**

**10-1**

10.1 Replacement Manuals .....10-1

## SECTION 1 REPLACEMENT PARTS

### 1.1 How To Use The Parts List

- Use the table of contents to locate the assembly that contains the part you need.
- Go to the appropriate section and locate the part in the illustration.
- Use the number pointing to the part to locate the correct part number and description in the table.
- Parts shown indented under another part are included with that part.

#### *To Order Parts*

- From the continental US, call **1-800-525-8100** to order parts. Have your customer number, vehicle identification number, and part numbers ready when you call.
- From other international locations, contact the Wood-Mizer distributor in your area for parts.

### 1.2 Sample Assembly



REF	PART #	DESCRIPTION	COMMENTS	QTY.
	012345	SAMPLE ASSEMBLY, COMPLETE	INCLUDES ITEMS 1-6	1
1	F02222-22	Sample Part		1
2	F03333-33	Sample Part		2
	098765	Sample Subassembly	Includes items 3-6	1
3	S04444-44	Subassembly Sample Part		1
4	K55555	Subassembly Sample Part		1
	054321	Sample Sub-Subassembly	Includes items 5-6	2
5	022222	Sub-Subassembly Sample Part		1
6	F10234-56	Sub-Subassembly Sample Part		1

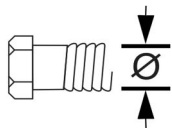
The Sample Assembly, Complete, part number 02345 (top level assembly) includes two parts (F0222-22 and F0333-33) and the 098765 subassembly.

Subassembly 098765 contains two parts(S04444-44 and K55555) and two copies of sub-subassembly 054321.

Each sub-subassembly 054321 contains two parts (022222 and F10234-56).

### 1.3 Torque Values

Grade		Units	SAE 5	SAE 8
Grade Mark				
Bolt Dia.	Threads. Per In.	Units	SAE 5	SAE 8
6	32	in-lbs (Nm)	20 (2.3)	-
8	32	in-lbs (Nm)	24 (2.7)	30 (3.4)
10	24	in-lbs (Nm)	35 (4.0)	45 (5.1)
10	32	in-lbs (Nm)	40 (4.5)	50 (5.7)
12	24	in-lbs (Nm)	50 (5.7)	65 (7.3)
1/4	20	in-lbs (Nm)	95 (10.7)	125 (14.1)
1/4	28	in-lbs (Nm)	95 (10.7)	150 (17.0)
5/16	18	ft-lbs (Nm)	17 (22.6)	23 (31.2)
5/16	24	ft-lbs (Nm)	20 (27.1)	25 (33.8)
3/8	16	ft-lbs (Nm)	30 (40.7)	40 (54.2)
3/8	24	ft-lbs (Nm)	35 (47.5)	45 (61.0)
7/16	14	ft-lbs (Nm)	50 (67.8)	65 (88.1)
7/16	20	ft-lbs (Nm)	55 (74.6)	70 (94.9)
1/2	13	ft-lbs (Nm)	75 (101.7)	100 (135.6)
1/2	20	ft-lbs (Nm)	85 (115.3)	110 (149.2)
9/16	12	ft-lbs (Nm)	105 (142.4)	135 (183.1)
9/16	18	ft-lbs (Nm)	115 (155.9)	150 (203.4)
5/8	11	ft-lbs (Nm)	150 (203.4)	195 (264.4)
5/8	18	ft-lbs (Nm)	160 (217.0)	210 (284.8)
3/4	10	ft-lbs (Nm)	170 (230.5)	220 (298.3)
3/4	16	ft-lbs (Nm)	175 (237.3)	225 (305.1)
7/8	9	ft-lbs (Nm)	302 (409.5)	473 (640.9)
7/8	14	ft-lbs (Nm)	300 (406.8)	400 (542.4)
1	8	ft-lbs (Nm)	466 (631.8)	714 (967.4)



Metric Bolt Head Identification



**8.8**  
Metric Grade 8.8

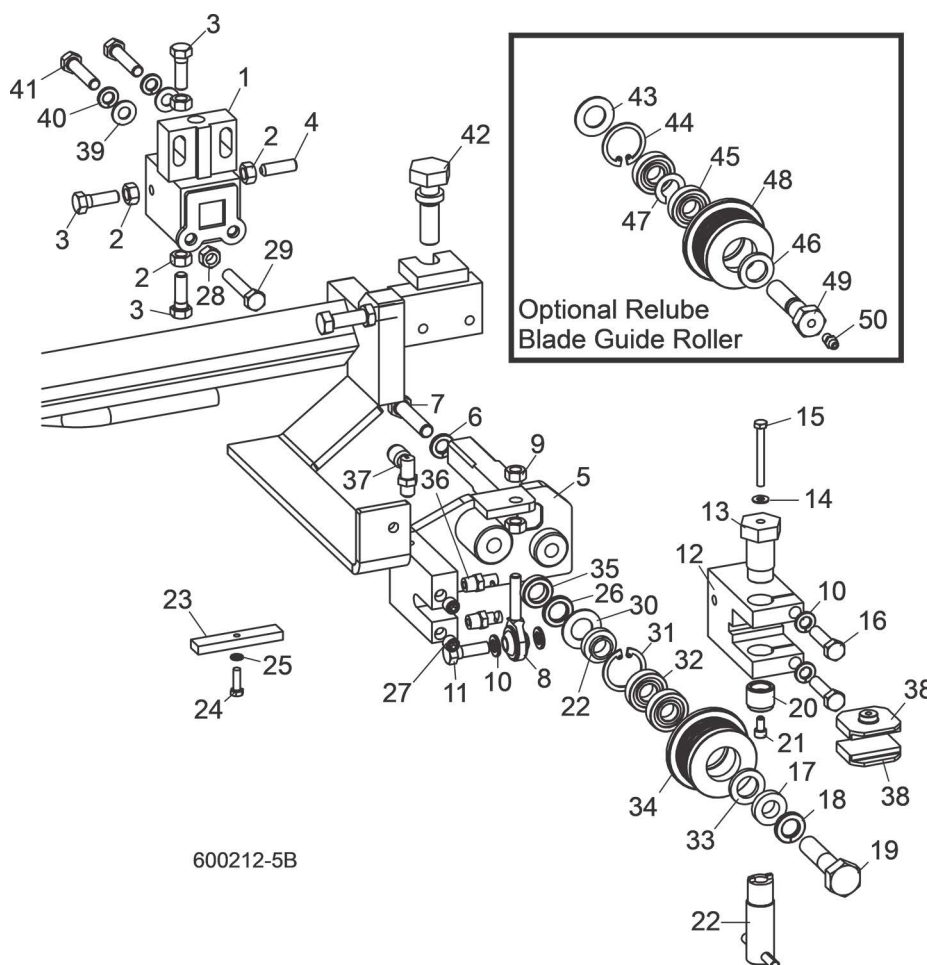


**10.9**  
Metric Grade 10.9

COARSE THREAD					FINE THREAD				Wrench Size	
Diameter & Thread Pitch	Metric 8.8		Metric 10.9		Diameter & Thread Pitch	Metric 8.8		Metric 10.9		
	N-m	lbs-ft	N-m	lbs-ft		N-m	lbs-ft	N-m		lbs-ft
6 x 1.0	8	6	11	8					10 mm	
8 x 1.25	20	15	27	20	8 x 1.0	21	16	29	22	13 mm
10 x 1.5	39	29	54	40	10 x 1.25	41	30	57	42	16 mm
12 x 1.75	68	50	94	70	12 x 1.25	75	55	103	76	18 mm
14 x 2.0	109	80	151	111	14 x 1.5	118	87	163	120	21 mm
16 x 2.0	169	125	234	173	16 x 1.5	181	133	250	184	24 mm
18 x 2.5	234	172	323	239	18 x 1.5	263	194	363	268	27 mm
20 x 2.5	330	244	457	337	20 x 1.5	367	270	507	374	30 mm
22 x 2.5	451	332	623	460	22 x 1.5	495	365	684	505	34 mm
24 x 3.0	571	421	790	583	24 x 2.0	623	459	861	635	36 mm
30 x 3.0	1175	867	1626	1199	30 x 2.0	1258	928	1740	1283	46 mm

## SECTION 2 BLADE GUIDE ROLLERS & ARM

### 2.1 Blade Guide Assembly, Idle Side



REF	PART #	DESCRIPTION	COMMENTS	QTY.
	036818	<b>ROLLER/BLOCK ASSEMBLY, IDLE SIDE (OUTER)</b>		1
	036872	Block Assembly, Blade Guide Mount		1
<b>1</b>	036868	Block Weldment, Blade Guide Mount	Available in assemblies only.	1
<b>2</b>	F05010-17	Nut, 5/16-18 Hex		4
<b>3</b>	F05006-88	Bolt, 5/16-18 x 1" Hex Head Stainless Steel		3
<b>4</b>	F05006-122	Screw, 5/16-18 x 1" Socket Head Flat Point Stainless Steel Set		1
<b>5</b>	036866	Shaft Weldment, Idle Side Guide		1
<b>6</b>	F05011-4	Washer, 3/8" Split Lock		1
<b>7</b>	F05007-119	Bolt, 3/8-16 x 1 3/4" Hex Head Grade 5		1
<b>8</b>	P09814	Rod End, 5/16-24 Male		1
<b>9</b>	F05010-28	Nut, 5/16-24 Hex Jam		2
<b>10</b>	F05011-13	Washer, 5/16" Split Lock		4
<b>11</b>	F05006-88	Bolt, 5/16-18 x 1" Hex Head Stainless Steel		1
<b>12</b>	036814	Block, Guide Block Mount		1
<b>13</b>	035216	Bolt, Blade Guide Block Mount		1



REF	PART #	DESCRIPTION	COMMENTS	QTY.
14	042867	Washer, #10 Brass		1
15	F05004-178	Bolt, #10-32 x 1 3/4" Hex Head Stainless Steel		1
16	F05006-118	Bolt, 5/16-18 x 1 1/4" Hex Head Stainless Steel		2
17	S04253	Spacer, Blade Guide		2
18	F05011-9	Washer, 1/2" Split Lock	Nord-Lock Washer F05011-125 available to replace Split Lock Washer F05011-9 to prevent loosening due to vibration (12/09).	1
19	F05008-10	Bolt, 1/2-13 x 2 1/4" Hex Head Grade 5		1
20	044057	Screw, Lower Block Adjustment		1
21	F05004-200	Screw, #10-32 x 3/8" Socket Head Stainless Steel		1
22	044064	Tool, Lower Block Adjustment		1
23	035799	Block, Blade Guide Alignment		1
24	F05004-152	Screw, #10-32 x 5/8" Hex Head		1
25	F05011-20	Washer, #10 Split Lock		1
26	052364	Spacer, 1/2" ID x 7/8" OD x 1/8" Thick	Use 1/8" spacer 052364 with 1 1/2" blade provided as standard equipment. Use 1/4" spacer 041626 for optional 1 1/4" blades.	1
27	P30127	Fitting, 1/8" NPT Socket Pipe Plug		2
28	F05010-17	Nut, 5/16-18 Hex		1
29	F05006-81	Bolt, 5/16-18 x 1 3/4" Hex Head Full Thread Grade 5		1
	A04925	<b>ROLLER ASSEMBLY, BLADE GUIDE (STANDARD FOR USE WITH 1 1/4" &amp; 1 1/2" BLADES)</b>	The sawmill is equipped standard with non-greasable blade guide rollers that can be used with the standard 1 1/2" blade.	1
	014299	<b>ROLLER ASSEMBLY, EXTENDED BLADE GUIDE (OPTIONAL FOR USE WITH 1 1/2" BLADES)</b>	The roller can also be used with 1 1/4" blades (requires spacer 041626 & wear blocks 052355). Optional extended blade guide rollers are available for use with 1 1/2" blades. The extended rollers may provide more stability during difficult sawing, but will reduce the total amount of times the blade can be reused after sharpening. Optional relube versions of each roller configuration are also available.	1
	K07079	Bearing Kit, Blade Guide Rebuild		1
30	P04252	Washer, 5/8" White Felt		1
31	F04254-1	Ring, 1 1/8" Interior Retaining		1
32	015975	Bearing, R8-2RS Blade Guide	Available in assemblies only.	2
33	P06455	Washer, 5/8" Gray Felt		1
	F05005-105	Screw, 1/4-28 x 1/4" Socket Head Cup Point Set Black Oxide		1
	057407-1507	Instruction Sheet, Blade Guide Rebuild		1
34	035426	Roller, 1 1/4" Blade Guide, Relube	Available in assemblies only.	1
	014243	Roller, Flanged Blade Guide (1 1/2" blade)	Available in assemblies only.	1
	A04925-364	Instruction Sheet, Blade Guide Roller Replacement		1

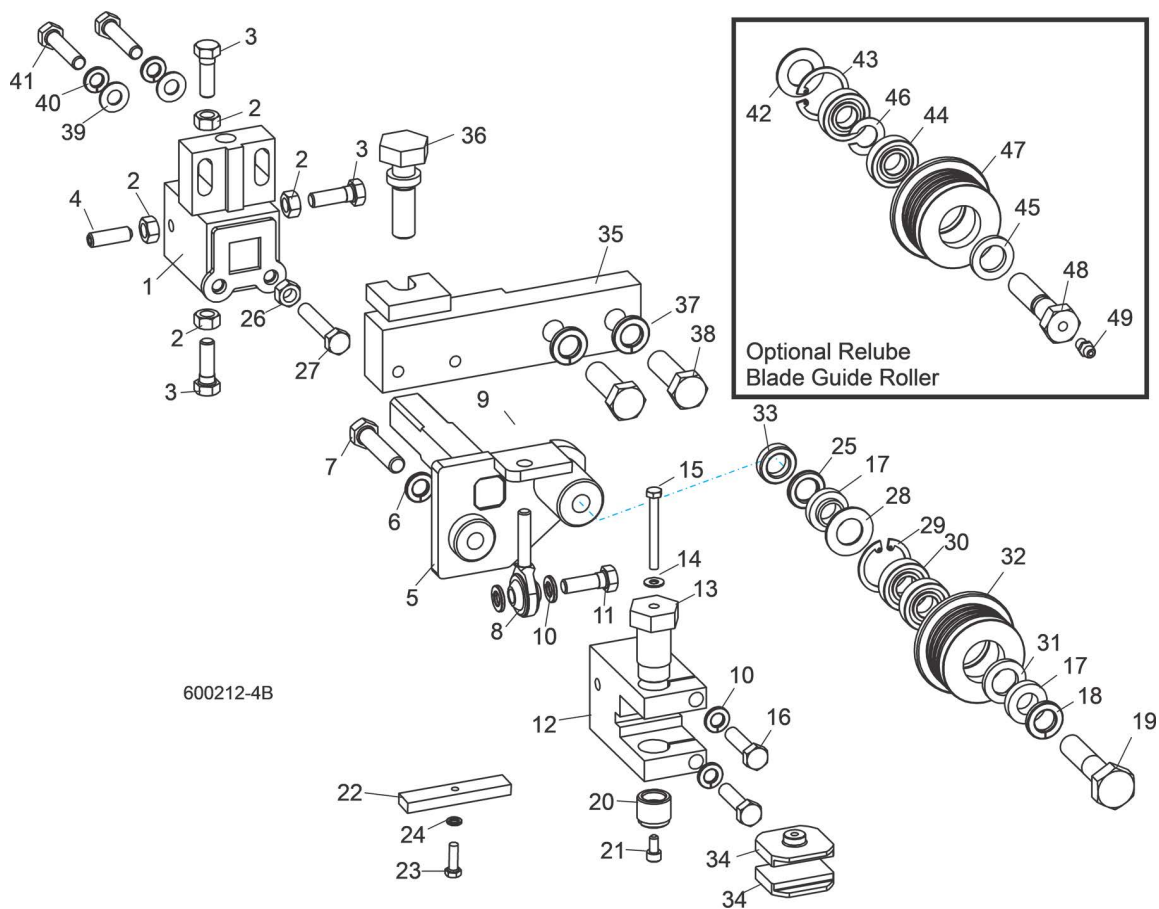
## 2 Blade Guide Rollers & Arm

Blade Guide Assembly, Idle Side

REF	PART #	DESCRIPTION	COMMENTS	QTY.
35	041626	SPACER, 1/2" ID X 7/8" OD X 1/4" (FOR USE WITH 1 1/4" BLADES ONLY)	USE 1/8" SPACER 052364 WITH 1 1/2" BLADE PROVIDED AS STANDARD EQUIPMENT. USE 1/4" SPACER 041626 FOR OPTIONAL 1 1/4" BLADES.	1
36	033479	FITTING, BLADE LUBE SPRAY NOZZLE	Fittings removed from blade guide assembly BOM to allow structuring of blade guide assembly in various equipment (11/05).	2
37	P09736	FITTING, 1/8" MPT X 1/4" TUBE SWIVEL ELBOW		1
38	052309	BLOCK, BLADE GUIDE WEAR (STANDARD FOR 1 1/2" BLADES)	052309 blocks for use with 1 1/2" blade provided as standard equipment. 052355 blocks available for optional use with 1 1/4" blades. EZ-Glide blocks 036347 are available for customers who prefer this block.	2
	052355	BLOCK, BLADE GUIDE WEAR (OPTIONAL FOR 1 1/4" BLADES)		2
	036347	BLOCK ASSEMBLY, 1" SQ. EZ-GLIDE WEAR		2
	035248	SHIM, .008" BLADE GUIDE BLOCK SPACER		1
39	F05011-17	WASHER, 5/16" SAE FLAT		2
40	F05011-13	WASHER, 5/16" SPLIT LOCK		2
41	F05006-76	BOLT, 5/16-18 X 1 1/2" HEX HEAD GRADE 5 FULL THREAD		2
42	035656	BOLT, BLADE GUIDE VERTICAL ADJUSTMENT		1
	016568	ROLLER ASSEMBLY, BLADE GUIDE RELUBE (OPTIONAL FOR USE WITH 1 1/4" & 1 1/2" BLADES)	The sawmill is equipped standard with non-greasable blade guide rollers that can be used with the standard 1 1/2" blade. The roller can also be used with 1 1/4" blades (requires spacer 041626 & wear blocks 052355). Optional extended blade guide rollers are available for use with 1 1/2" blades. The extended rollers may provide more stability during difficult sawing, but will reduce the total amount of times the blade can be reused after sharpening. Optional relube versions of each roller configuration are also available.	1
	057405	ROLLER ASSEMBLY, EXTENDED BLADE GUIDE RELUBE (OPTIONAL FOR USE WITH 1 1/2" BLADES)		1
	057407	BEARING KIT, RELUBE BLADE GUIDE REBUILD		
43	P04252	Washer, 5/8" White Felt		1
44	F04254-1	Ring, 1 1/8" Interior Retaining		1
45	015975	Bearing, R8-2RS Blade Guide (modified)	Available in assemblies only. Bearing must be modified: Remove one seal from each bearing, place open sides facing each other and place spacer 035411 between bearings.	2
46	P06455	Washer, 5/8" Gray Felt		1
47	035411	Spacer, Blade Guide Bearing		1
48	035426	Roller, Flanged Blade Guide (Relube 1 1/4" & 1 1/2" blade)	Available in assemblies only.	1
	057402	Roller, Flanged Blade Guide (Relube 1 1/2" blade)	Available in assemblies only.	1

REF	PART #	DESCRIPTION	COMMENTS	QTY.
	A04925-364	Instruction Sheet, Blade Guide Roller Replacement		
<b>49</b>	036161	<b>BOLT, BLADE GUIDE ROLLER</b>	<b>RELUBE ONLY</b>	1
<b>50</b>	P05060	<b>FITTING, 1/4-28 GREASE</b>	<b>RELUBE ONLY</b>	1

## 2.2 Blade Guide Assembly, Drive Side



REF	PART #	DESCRIPTION	COMMENTS	QTY.
	036812	<b>ROLLER/BLOCK ASSEMBLY, DRIVE SIDE</b>		1
	036867	Block Assembly, Blade Guide Mount		1
1	036868	Block Weldment, Blade Guide Mount	Available in assemblies only.	1
2	F05010-17	Nut, 5/16-18 Hex		4
3	F05006-88	Bolt, 5/16-18 x 1" Hex Head Stainless Steel		3
4	F05006-122	Screw, 5/16-18 x 1" Socket Head Flat Point Stainless Steel Set		1
5	036865	Shaft Weldment, Drive Side Guide		1
6	F05011-4	Washer, 3/8" Split Lock		1
7	F05007-119	Bolt, 3/8-16 x 1 3/4" Hex Head Grade 5		1
8	P09814	Rod End, 5/16-24 Male		1
9	F05010-28	Nut, 5/16-24 Hex Jam		2
10	F05011-13	Washer, 5/16" Split Lock		4
11	F05006-88	Bolt, 5/16-18 x 1" Hex Head Stainless Steel		1
12	036814	Block, Guide Block Mount		1
13	035216	Bolt, Blade Guide Block Mount		1
14	042867	Washer, #10 Brass		1
15	F05004-178	Bolt, #10-32 x 1 3/4" Hex Head Stainless Steel		1
16	F05006-118	Bolt, 5/16-18 x 1 1/4" Hex Head Stainless Steel		2
17	S04253	Spacer, Blade Guide		2

REF	PART #	DESCRIPTION	COMMENTS	QTY.
18	F05011-9	Washer, 1/2 Nord-Lock Zpl	Nord-Lock Washer F05011-125 available to replace Split Lock Washer F05011-9 to prevent loosening due to vibration (12/09).Nord-Lock Washer F05011-125 available to replace Split Lock Washer F05011-9 to prevent loosening due to vibration (12/09).	1
19	F05008-10	Bolt, 1/2-13 x 2 1/4" Hex Head Grade 5		1
20	044057	Screw, Lower Block Adjustment		1
21	F05004-200	Screw, #10-32 x 3/8" Socket Head Stainless Steel		1
22	035799	Block, Blade Guide Alignment		1
23	F05004-152	Screw, #10-32 x 5/8" Hex Head		1
24	F05011-20	Washer, #10 Split Lock		1
25	052364	Spacer, 1/2" ID x 7/8" OD x 1/8" Thick	Use 1/8" spacer 052364 with 1 1/2" blade provided as standard equipment. Use 1/4" spacer 041626 for optional 1 1/4" blades.	1
26	F05010-17	Nut, 5/16-18 Hex		1
27	F05006-81	Bolt, 5/16-18 x 1 3/4" Hex Head Full Thread Grade 5		1
	A04925	<b>ROLLER ASSEMBLY, BLADE GUIDE (STANDARD FOR USE WITH 1 1/4" &amp; 1 1/2" BLADES)</b>	The sawmill is equipped standard with non-greasable blade guide rollers that can be used with the standard 1 1/2" blade (requires spacer 052364). The roller can also be used with 1 1/4" blades (requires spacer 041626 & wear blocks 052355). Optional extended blade guide rollers are available for use with 1 1/2" blades (no spacer required). The extended rollers may provide more stability during difficult sawing, but will reduce the total amount of times the blade can be reused after sharpening. Optional relube versions of each roller configuration are also available.	1
	014299	<b>ROLLER ASSEMBLY, EXTENDED BLADE GUIDE (OPTIONAL FOR USE WITH 1 1/2" BLADES)</b>		1
	K07079	Bearing Kit, Blade Guide Rebuild		
28	P04252	Washer, 5/8" White Felt		1
29	F04254-1	Ring, 1 1/8" Interior Retaining		1
30	015975	Bearing, R8-2RS Blade Guide	Available in assemblies only.	2
31	P06455	Washer, 5/8" Gray Felt		1
	F05005-105	Screw, 1/4-28 x 1/4" Socket Head Cup Point Set Black Oxide		1
	057407-1507	Instruction Sheet, Blade Guide Rebuild		
32	S04250	Roller, Flanged Blade Guide (1 1/4" & 1 1/2" blade)	Available in assemblies only.	1
	014243	Roller, Flanged Blade Guide (1 1/2" blade)	Available in assemblies only.	1
	A04925-364	Instruction Sheet, Blade Guide Roller Replacement		

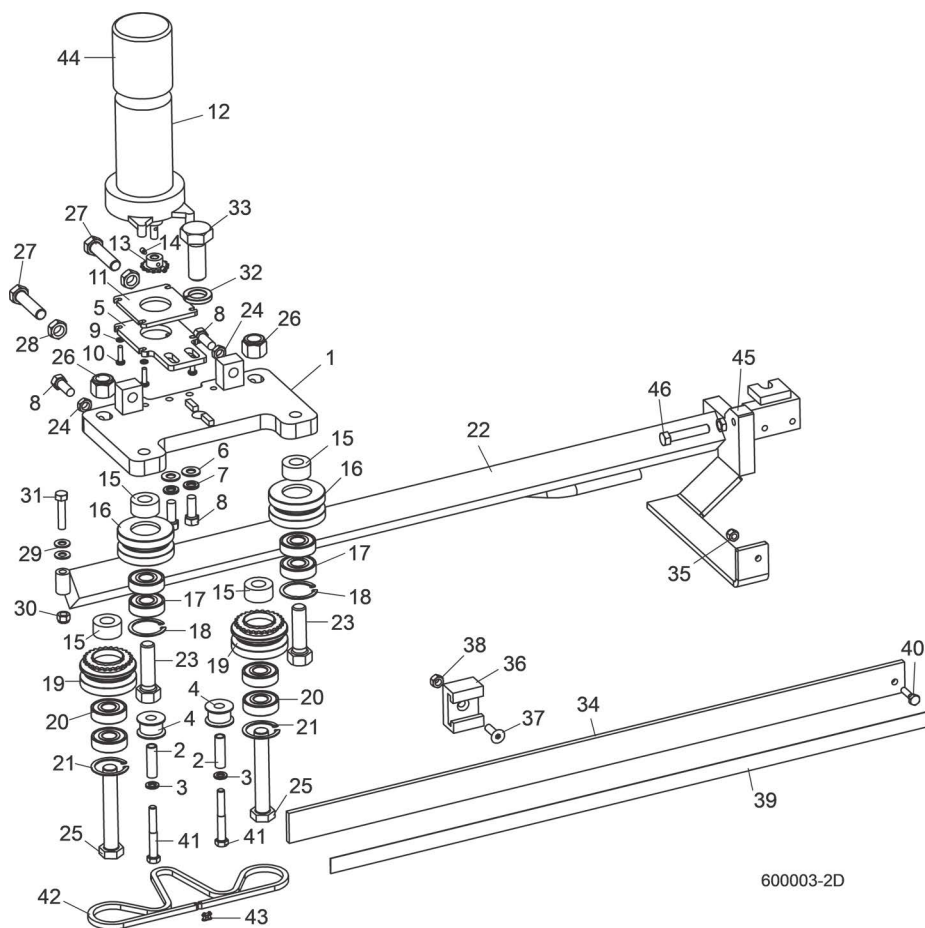
## 2 Blade Guide Rollers & Arm

Blade Guide Assembly, Drive Side

REF	PART #	DESCRIPTION	COMMENTS	QTY.
33	041626	SPACER, 1/2" ID X 7/8" OD X 1/4" (FOR USE WITH 1 1/4" BLADES ONLY)	Use 1/8" spacer 052364 with 1 1/2" blade provided as standard equipment. Use 1/4" spacer 041626 for optional 1 1/4" blades.	1
34	052309	BLOCK, BLADE GUIDE WEAR (STANDARD FOR 1 1/2" BLADES)	052309 blocks for use with 1 1/2" blade provided as standard equipment. 052355 blocks available for optional use with 1 1/4" blades. EZ-Glide blocks 036347 are available for customers who prefer this block.	2
	052355	BLOCK, BLADE GUIDE WEAR (OPTIONAL FOR 1 1/4" BLADES)		2
	036347	BLOCK ASSEMBLY, 1" SQ. EZ-GLIDE WEAR		2
35	034292	ARM WELDMENT, DRIVE SIDE BLADE GUIDE		1
36	035656	BOLT, BLADE GUIDE VERTICAL ADJUSTMENT		1
37	F05011-9	WASHER, 1/2" SPLIT LOCK		2
38	F05008-33	BOLT, 1/2-13 X 1 1/2" HEX HEAD GRADE 5		2
	035248	SHIM, .008" BLADE GUIDE BLOCK SPACER		1
39	F05011-17	WASHER, 5/16" SAE FLAT		2
40	F05011-13	WASHER, 5/16" SPLIT LOCK		2
41	F05006-119	BOLT, 5/16-18 X 1 1/2" HEX HEAD STAINLESS STEEL		2
	016568	ROLLER ASSEMBLY, BLADE GUIDE RELUBE (OPTIONAL FOR USE WITH 1 1/4" & 1 1/2" BLADES)	The sawmill is equipped standard with non-greasable blade guide rollers that can be used with the standard 1 1/2" blade (requires spacer 052364). The roller can also be used with 1 1/4" blades (requires spacer 041626 & wear blocks 052355). Optional extended blade guide rollers are available for use with 1 1/2" blades (no spacer required). The extended rollers may provide more stability during difficult sawing, but will reduce the total amount of times the blade can be reused after sharpening. Optional relube versions of each roller configuration are also available.	1
	057405	ROLLER ASSEMBLY, EXTENDED BLADE GUIDE RELUBE (OPTIONAL FOR USE WITH 1 1/2" BLADES)		1
	057407	Bearing Kit, Relube Blade Guide Rebuild		
42	P04252	Washer, 5/8" White Felt		1
43	F04254-1	Ring, 1 1/8" Interior Retaining		1
44	015975	Bearing, R8-2RS Blade Guide	Remove one seal from each bearing, place open sides facing each other and place spacer 035411 between bearings.	2
45	P06455	Washer, 5/8" Gray Felt		1
46	035411	Spacer, Blade Guide Bearing		1
	057407-1507	Instruction Sheet, Blade Guide Rebuild		1
47	035426	Roller, Flanged Blade Guide (Relube 1 1/4" & 1 1/2" blade)	Available in assemblies only.	1
	057402	Roller, Flanged Blade Guide (Relube 1 1/2" blade)	Available in assemblies only.	1
	A04925-364	Instruction Sheet, Blade Guide Roller Replacement		

REF	PART #	DESCRIPTION	COMMENTS	QTY.
48	036161	BOLT, BLADE GUIDE ROLLER (RELUBE ONLY)		1
49	P05060	FITTING, 1/4-28 GREASE (RELUBE ONLY)		1

## 2.3 Blade Guide Arm Drive Assembly



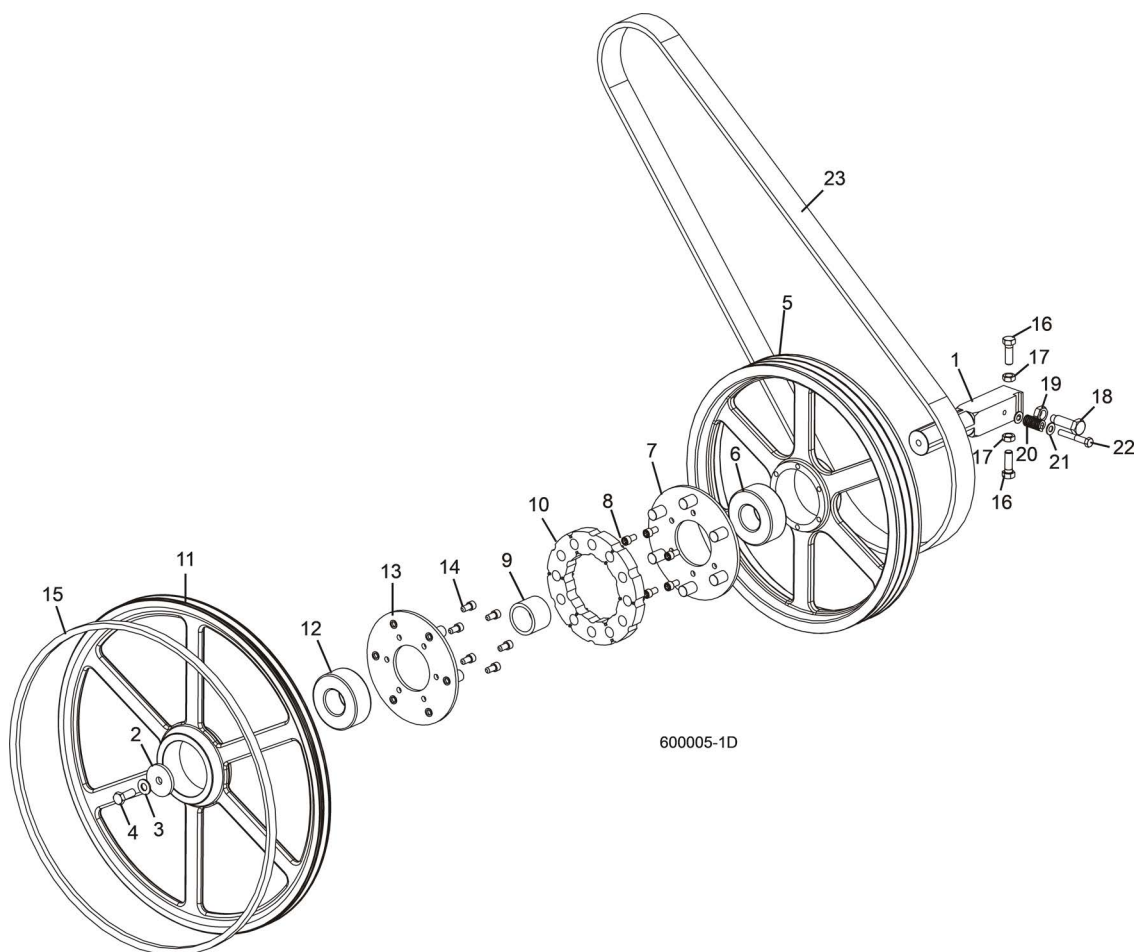
REF	PART #	DESCRIPTION	COMMENTS	QTY.
	034290	ARM ASSEMBLY, IDLE SIDE BLADE GUIDE		1
	006163	ARM ASSEMBLY, IDLE SIDE BLADE GUIDE (WIDE HEAD)		1
1	034286	Plate Weldment, Blade Guide Arm		1
2	S09996	Spacer, .322" x .44" x 1 1/2"		2
3	F05011-13	Washer, 5/16" Split Lock		2
4	S09999	Roller, Blade Guide Drive		2
5	033803	Plate, Blade Guide Motor Mount		1
6	F05011-3	Washer, 3/8" SAE Flat		2
7	F05011-4	Washer, 3/8" Split Lock		2
8	F05007-7	Bolt, 3/8-16 x 1" Hex Head		4
9	F05011-20	Washer, #10 Split Lock		4
10	F05004-38	Screw, #10-32 x 3/4" Phillips Head Machine		4
11	033805	Plate, Blade Guide Motor Mount Spacer		1
12	079214	Motor, Current Applications 1/30HP 12VDC Gear		1
	061232	Gear Kit, Motor Replacement		1
	061234	Brush Kit, Gear Motor Replacement		1
	061233	Shaft Kit, Gear Motor Replacement		1
13	036664	Sprocket Assembly, 25B14 x .3130		1
14	F05004-274	Screw, #10-24 x 1/4" Full Dog Point Socket Set		2



REF	PART #	DESCRIPTION	COMMENTS	QTY.
15	033913	Spacer, Blade Guide Arm V-Roller		4
	042543	Roller Assembly, Blade Guide Arm V Idle		2
16	042536	Housing, 2 1/2" V-Groove		1
17	P06030-1	Bearing, 5/8" x 1.7548" x .4724"		2
18	F04254-8	Ring, 1.575" ID Beveled 5002-156 Retaining		1
	042542	Roller Assembly, Blade Guide Arm V Drive		2
19	042541	Housing, 2 1/2" V-Groove w/Sprocket		1
20	P06030-1	Bearing, 5/8" x 1.7548" x .4724"		2
21	F04254-8	Ring, 1.575" ID Beveled 5002-156 Retaining		1
22	034289	Arm Weldment, Blade Guide		1
	006158	Arm Weldment, Blade Guide (Wide Head)		1
23	F05009-80	Bolt, 5/8-18 x 2 1/4" Hex Head Grade 5		2
24	F05010-29	Nut, 3/8-16 Hex Jam		2
25	F05009-98	Bolt, 5/8-18 x 3 1/4" Hex Head Grade 5		2
26	F05010-71	Nut, 5/8-18 Hex Nylon Lock		2
27	F05008-126	Bolt, 1/2-20 x 2" Hex Head Full Thread		2
28	F05010-16	Nut, 1/2-20 Hex Jam		2
29	F05011-17	Washer, 5/16" SAE Flat		2
30	F05010-58	Nut, 5/16-18 Hex Nylon Lock		1
31	F05008-96	Bolt, 5/16-18 x 1 1/2" Hex Head Grade 5		1
32	F05011-6	Washer, 3/4" Split Lock		1
33	F05013-1	Bolt, 3/4-16 x 2" Full Thread Hex Head		1
34	014955	Guard, Blade Guide Arm		1
	006266	Guard, Blade Guide Arm (Wide Head)		1
35	F05010-69	Nut, 1/4-20 Hex Nylon Lock		1
36	014882	Bracket, Blade Guide Arm Guide		1
37	F05006-124	Bolt, 5/16-18 x 1" Flat Head Socket		1
38	F05010-6	Nut, 5/16-18 Hex Lock		1
39	015849	Decal, Blade Guide Arm Warning Stripe		1
40	F05005-38	Screw, 1/4-20 x 1" Hex Head		1
41	F05006-80	Bolt, 5/16-18 x 2 1/2" Hex Head Grade 5		2
42	036194	Chain, #25 x 27 3/4"		1
43	P09983	Link, #25 Master		2
44	023720	Cap, 2.5" ID x 3" Rubber		1
45	F05010-29	Nut, 3/8-16 Hex Jam		1
46	F05007-16	Bolt, 3/8-16 x 2" Hex Head Full Thread		1

## SECTION 3 BLADE WHEELS & TENSIONER

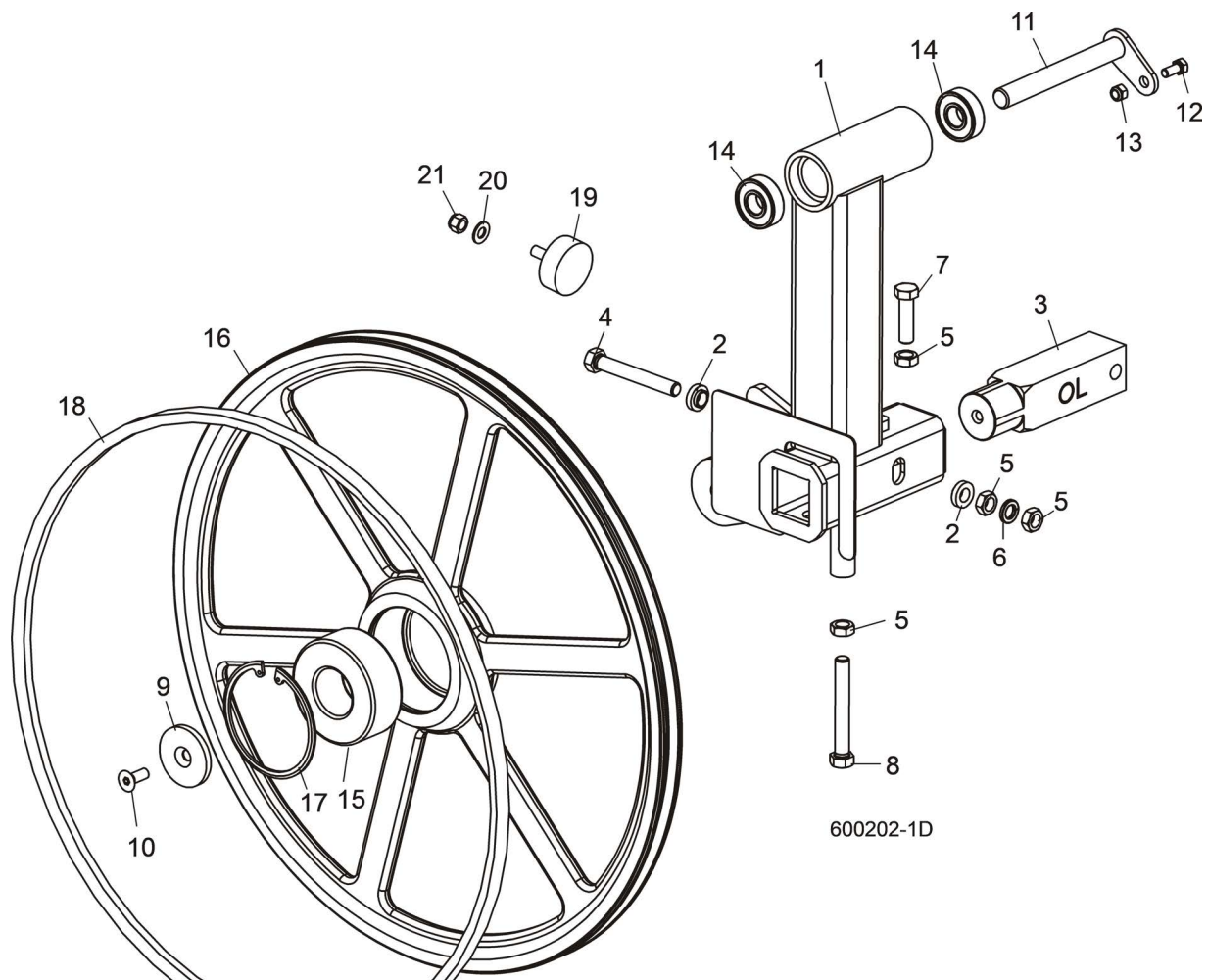
### 3.1 Blade Drive Assembly



REF	PART #	DESCRIPTION	COMMENTS	QTY.
	034359	<b>WHEEL ASSEMBLY, BLADE DRIVE</b>		1
1	033920	Shaft, Blade Drive Wheel		1
2	033909	Washer, Blade Drive Wheel		1
3	F05011-2	Washer, 1/2" SAE Flat		1
4	F05008-37	Bolt, 1/2-13 x 1 1/4" Hex Head Grade 5		1
	034426	Pulley Assembly, 19" Blade Drive		1
5	033809	Pulley, Blade Drive		1
6	016014	Bearing, 5309-2RS		1
7	034424	Plate Assembly, Coupling		1
8	F05007-154	Bolt, 3/8-24 x 3/4" Socket Head		6
9	033921	Spacer, Drive Bearing		1
10	034418	Ring, Drive Coupling		1
	017834	Wheel Assembly, 24" Blade		1
11	034872	Wheel, 24" Blade		1
12	016014	Bearing, 5309-2RS		1
13	034424	Plate Assembly, Coupling		1
14	F05007-154	Bolt, 3/8-24 x 3/4" Socket Head		6
15	017922-1	<b>BELT, B72.5 BLADE WHEEL</b>		1

REF	PART #	DESCRIPTION	COMMENTS	QTY.
16	F05008-53	BOLT, 1/2-20 X 1 1/2" HEX HEAD GRADE 5		2
17	F05010-16	NUT, 1/2-20 HEX JAM		2
18	034360	BOLT, DRIVE WHEEL RETAINING		1
19	F05010-11	NUT, 5/8-18 HEX JAM		1
20	034430	SPRING, 3/4" OD X 1 1/2" LONG DIE		1
21	F05011-3	WASHER, 3/8" SAE FLAT		2
22	F05007-125	BOLT, 3/8-16 X 2 1/2" HEX HEAD GRADE 5		1
23	<a href="#">(See Section 5)</a>	BELT, DRIVE (SEE ENGINE MANUAL FOR PART #)		1

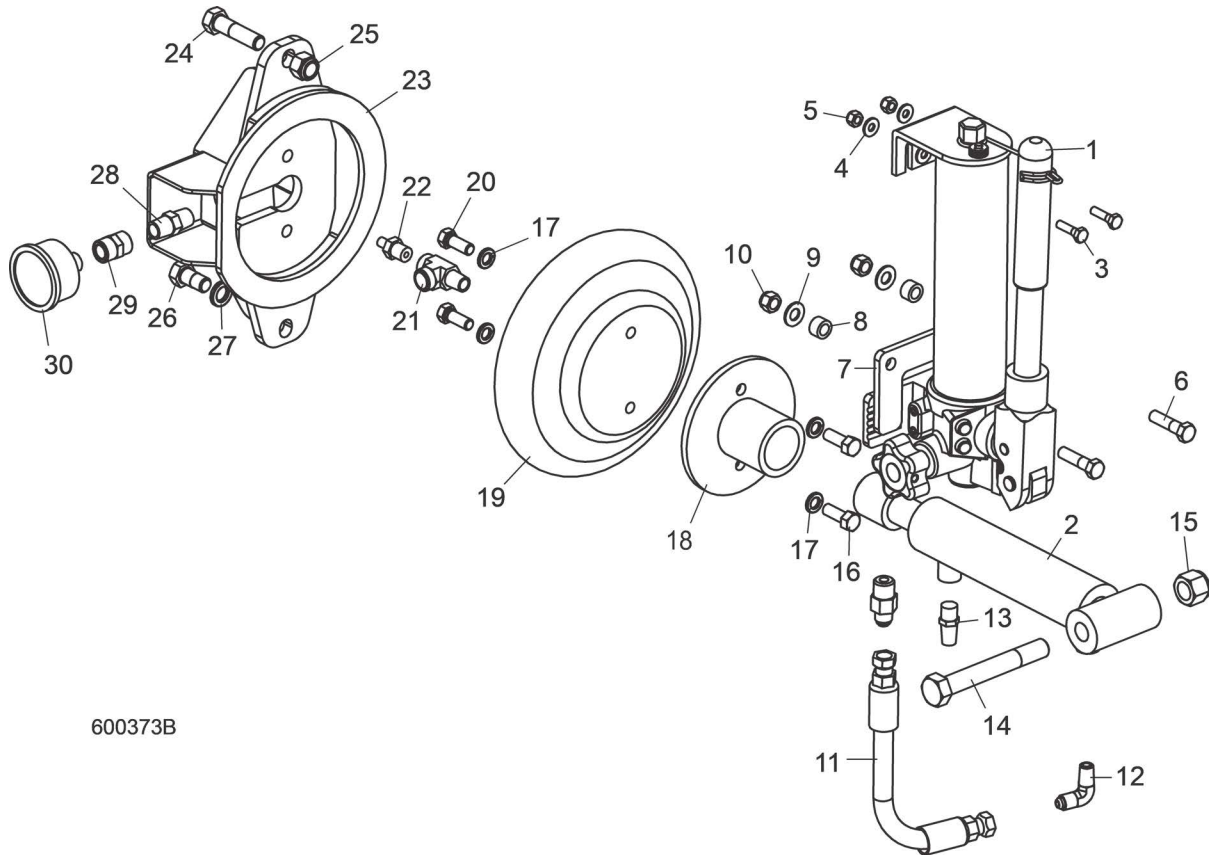
### 3.2 Idle Blade Wheel Assembly



REF	PART #	DESCRIPTION	COMMENTS	QTY.
	036729	<b>SHAFT ASSEMBLY, IDLE BLADE WHEEL (CAM TENSIONER)</b>		1
1	048266	Tube Weldment, Idle Side Blade Wheel		1
2	S04253	Spacer, .510" x .937" x .34"		2
3	017706	Shaft, Idle Side Blade Wheel		1
4	F05008-111	Bolt, 1/2-20 x 3 3/4" Hex Head Full Thread Grade 5		1
5	F05010-16	Nut, 1/2-20 Hex Jam		4
6	F05011-9	Washer, 1/2" Split Lock		1
7	F05008-127	Bolt, 1/2-20 x 1 3/4" Hex Head Full Thread		1
8	F05008-111	Bolt, 1/2-20 x 3 3/4" Hex Head Full Thread Grade 5		1
9	016397	Washer, 3/32" ID x 2 1/4" OD x 1/4" Thick		1
10	F05007-64	Bolt, 3/8-16 x 1" Flat Socket Head		1
11	034358	Pin Weldment, Idle Wheel Pivot		1
12	F05006-102	Bolt, 5/16-18 x 3/4" Hex Head		1
13	F05010-58	Nut, 5/16-18 Hex Nylon Lock		1
14	034470	Bearing, #465966		2
	017835	<b>WHEEL ASSEMBLY, 24" IDLE BLADE</b>		1
15	016014	Bearing, 5309-2RS		1
16	034871	Wheel, 24" Blade		1

REF	PART #	DESCRIPTION	COMMENTS	QTY.
17	F04254-28	Ring, 100 mm Beveled Inside Retaining		1
18	017922-1	<b>BELT, B72.5 BLADE WHEEL</b>		1
19	034175	<b>BUMPER, TABLE</b>		1
20	F05011-3	<b>WASHER, 3/8" FLAT SAE</b>		1
21	F05010-10	<b>NUT, 3/8-16 HEX NYLON LOCK</b>		1

### 3.3 Hydraulic Blade Tensioner Assembly



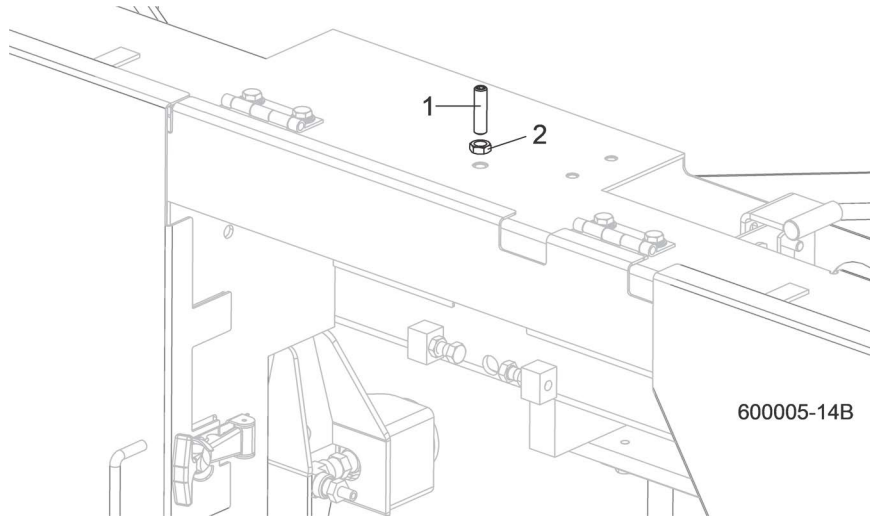
600373B

REF	PART #	DESCRIPTION	COMMENTS	QTY.
<b>1-30</b>	054844	<b>TENSIONER ASSEMBLY, LT70 HYDRAULIC BLADE</b>	Available in assemblies only.	1
<b>1-13</b>	074809	Tensioner Assembly, LT70 Hydraulic Hand Pump		1
<b>1</b>	074749	Pump, 2850 PSI 20cu in Hydraulic Hand		1
	061287	Kit, Seal Hyd Blade Tensioner LT70 P20		1
	061288	Knob, Tensioner Pressure Release LT70P20		1
	061289	Screw, Release Knob Set		1
<b>2</b>	065478	Cylinder, 1 1/2" x 6" In-Line Ports		1
<b>3</b>	F05005-101	Bolt, 1/4-20 x 1" Hex Head Grade 5		2
<b>4</b>	F05011-11	Washer, 1/4" SAE Flat		4
<b>5</b>	F05010-69	Nut, 1/4-20 Nylock		2
<b>6</b>	F05007-78	Bolt, 3/8-16 x 1 1/2" Hex Head Grade 5		2
<b>7</b>	074808	Plate, Hand Pump Brace		1
<b>8</b>	055323	Spacer, .39x.625x.39		2
<b>9</b>	F05011-3	Washer, 3/8" Flat SAE		2
<b>10</b>	F05010-10	Nut, 3/8-16 Hex Nyloc		2
<b>11</b>	079001-9	Hose, 3/8x9 Hyd w/2 St Swivel Fittings		1
<b>12</b>	015491	Fitting, 3/8" JIC-1/4" NPT 90L		1
<b>13</b>	P20904	Muffler, 1/4" NPT Air		1
<b>14</b>	F05009-10	Bolt, 5/8-11 x 4 1/2" Hex Head Grade 5		1

REF	PART #	DESCRIPTION	COMMENTS	QTY.
15	F05010-71	Nut, 5/8-18 Hex Nyl Lock		1
16	F05007-7	Bolt, 3/8-16 x 1" Hex Head		2
17	F05011-4	Washer, 3/8" Split Lock		4
18	055317	Tube Weldment, Tensioner		1
19	033984	Bag, Blade Tensioner Air		1
20	F05007-87	Bolt, 3/8-16 x 1" Hex Head Grade 5		2
21	P09141	Fitting, 1/4" NPT x 1/4" JIC Male Run Tee		1
22	034285	Fitting, 1/4" NPT Air Valve		1
23	034276	Plate Weldment, Air Bag Mount		1
24	F05008-76	Bolt, 1/2-13 x 2" Hex Head		1
25	F05010-8	Nut, 1/2-13 Hex Nylon Lock		1
26	F05008-50	Bolt, 1/2-13 x 1" Hex Head		1
27	F05011-9	Washer, 1/2" Split Lock		1
28	P21524	Fitting, 1/4" NPT Hex Nipple		1
29	P03420	Fitting, 1/4" NPT Coupling		1
30	034278	Gauge, Liquid-Filled Air		1

# SECTION 4 SAW HEAD FRAME

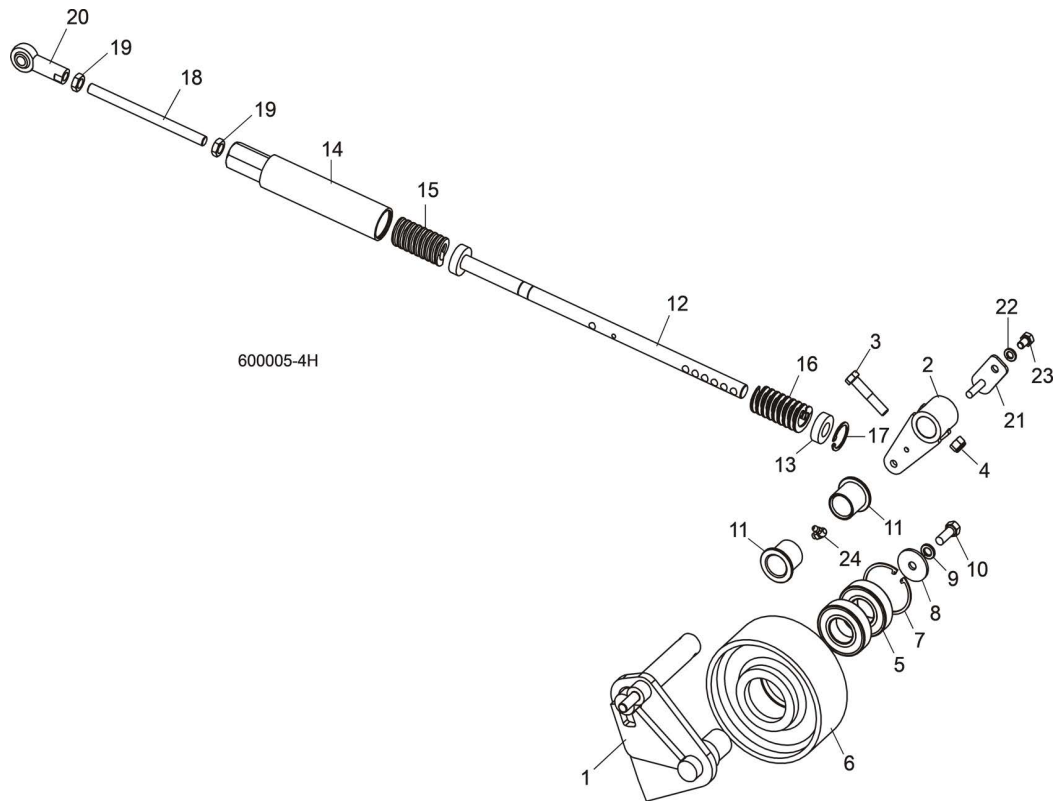
## 4.1 Middle Throat Screw



REF	PART #	DESCRIPTION	COMMENTS	QTY.
1	F05007-190	SCREW, 3/8-16 X 1 1/2" OVAL POINT SOCKET SET		1
2	F05010-29	NUT, 3/8-16 HEX JAM		1



## 4.2 Belt Tensioner

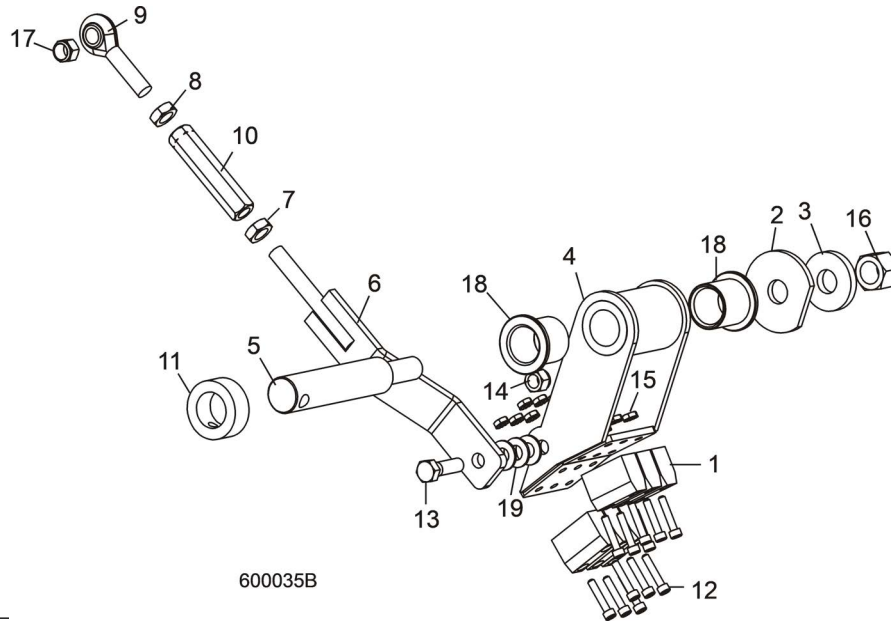


REF	PART #	DESCRIPTION	COMMENTS	QTY.
	034894	<b>TENSIONER ASSEMBLY, DRIVE BELT</b>		1
	038934	Pivot Kit, Drive Belt Tensioner Retrofit		1
1	034893	Arm Weldment, Drive Belt Tensioner		1
2	034593	Pivot Weldment, Drive Belt Tensioner		1
	038934-1265	Instruction Sheet, Tensioner Pivot Retrofit		1
3	F05007-124	Bolt, 3/8-16 x 2" Hex Head Grade 5		1
4	F05010-10	Nut, 3/8-16 Hex Nylon Lock		1
5	P11035	Bearing, 6206 25" Idler		2
6	033941	Idler, Drive Belt		1
7	F04254-12	Ring, 62mm Inside Retaining		1
8	F05011-104	Washer, 3/8" x 1 1/2" x 1/8"		1
9	F05011-4	Washer, 3/8" Split Lock		1
10	F05007-7	Bolt, 3/8-16 x 1" Hex Head		1
11	P109	Bushing, 1" ID x 1 1/4" OD Flanged		2
	003193	Rod Kit, Drive Belt Tensioner		1
12	017923	Rod Weldment, Drive Belt Tensioner		1
13	034674	Washer, Tensioner		1
14	034689	Tube Weldment, Drive Belt Tensioner		1
	036501	Spring Kit, Belt Tensioner Retrofit		1
15	036136	Spring, 1 1/4" OD x 2 1/2" Die, Heavy		1
16	065242	Spring, 1 1/4" OD x 2 1/2" Die, Medium (Blue)		1
	036501-1148	Instruction Sheet, Belt Tensioner Spring Retro		1

**4** Saw Head  
Belt Tensioner

REF	PART #	DESCRIPTION	COMMENTS	QTY.
17	F04254-44	Ring, 1 15/16" Inside Retaining		1
18	017924	Rod, 7/16-20 x 6" Threaded		1
19	F05010-38	Nut, 7/16-20 Hex Jam		2
20	017925	Rod End, 7/16-20 Right Hand Female		1
21	034673	Pin Weldment, Drive Belt Tensioner		1
22	F05011-13	Washer, 5/16" Split Lock		1
23	F05006-15	Bolt, 5/16-18 x 1/2" Hex Head Grade 5		1
24	P04108	<b>FITTING, 1/4-28 90 DEG. GREASE</b>		1

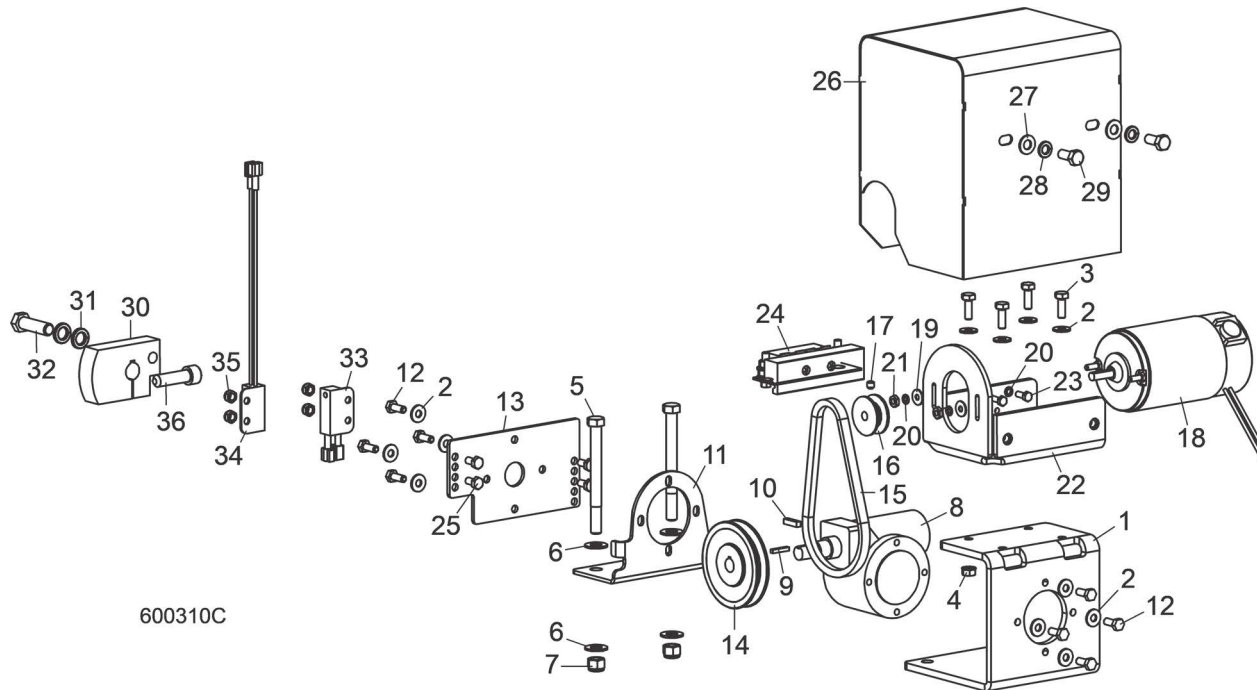
### 4.3 Brake Assembly (DC Only)



600035B

REF	PART #	DESCRIPTION	COMMENTS	QTY.
	034886	<b>BRAKE ASSEMBLY, LT60/70</b>		1
1	016488	Block, Blade Wheel Brake		6
2	017838	Washer, 21/32" x 2 1/4" x 3/16"		1
3	034685	Washer, 21/32" x 1 5/8" x 1/4"		1
4	034883	Arm Weldment, Pivot Brake		1
5	034885	Shaft, Pivot Brake		1
	034892	Linkage Assembly, Pivot Brake		1
6	034891	Arm Weldment, Pivot Brake Lik		1
7	F05010-38	Nut, 7/16-20 Jam		1
8	F05010-87	Nut, 7/16-20 Left Hand Jam		1
9	P11578	Rod End, 7/16-20 Left Hand Male		1
10	S11577	Turnbuckle, 3" Adjustment		1
11	038090	Collar, 1" Lock		1
12	F05004-2	Bolt, #10-24 x 1" Socket Head		12
13	F05007-123	Bolt, 3/8-16 x 1 1/4" Hex Head Grade 5		1
14	F05010-10	Nut, 3/8-16 Hex Nylon Lock		1
15	F05010-14	Nut, #10-24 Self-Locking Hex		12
16	F05010-71	Nut, 5/8-18 Hex Nylon Lock		1
17	F05010-83	Nut, 7/16-20 Hex Nylon Lock		1
18	P109	Bushing, 1" ID x 1 1/4" OD Flanged		2
19	F05011-3	Washer, 3/8" SAE Flat		3

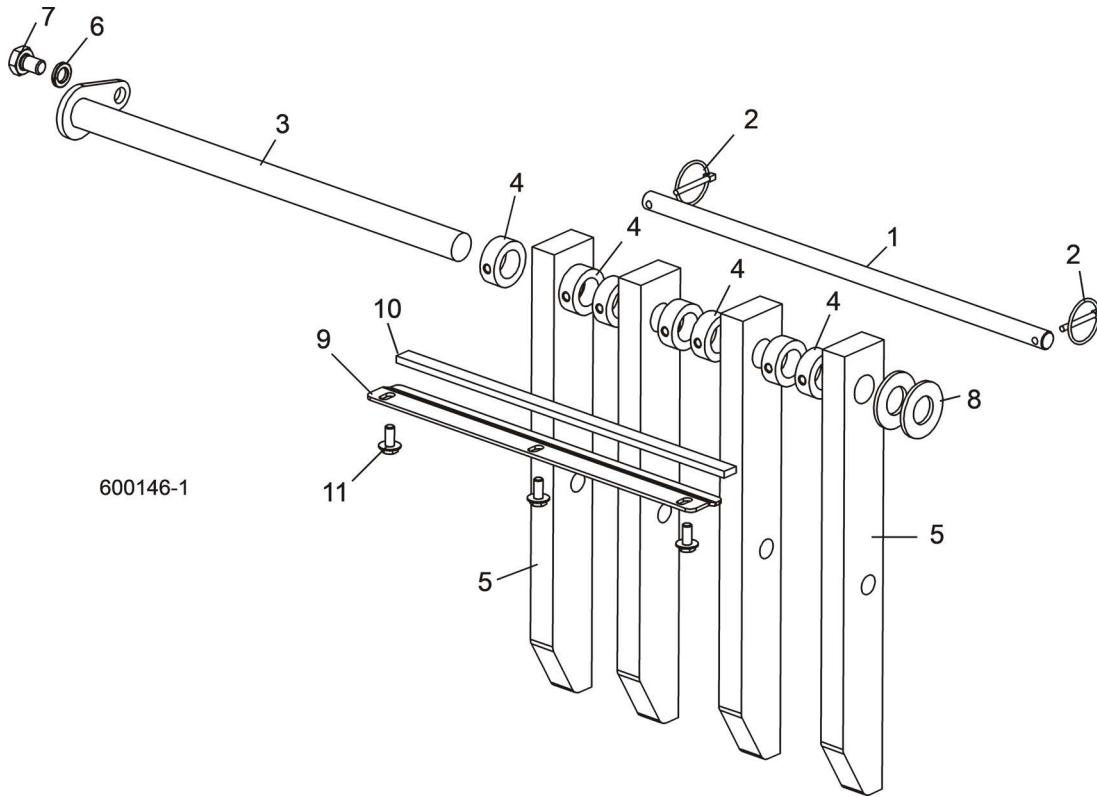
### 4.4 Autoclutch Assembly (DC Only)



REF	PART #	DESCRIPTION	COMMENTS	QTY.
	008953	<b>AUTOCLUTCH ASSEMBLY, LT70 2010</b>		1
1	008949	Bracket, Autoclutch Front Mount		1
2	F05011-11	Washer, 1/4" SAE Flat		12
3	F05005-123	Bolt, 1/4-20 x 3/4" Hex Head Grade 5		4
4	F05010-9	Nut, 1/4-20 Self-Locking Hex		4
5	F05007-4	Bolt, 3/8-16 x 4" Hex Head		2
6	F05011-3	Washer, 3/8" SAE Flat		4
7	F05010-10	Nut, 3/8-16 Hex Nylon Lock		2
8	036764	Gearbox, 61:1 512 Reducer		1
9	036803	Key, 1/8" Sq. x 3/4" Long		1
10	S03060	Key, 3/16" Sq. x 3/4" Long		1
11	008952	Bracket, Autoclutch Rear Mount		1
12	F05004-219	Bolt, M6 x 1 x 16mm Hex Head		8
13	013982	Plate, Sensor Mount		1
14	015075	Pulley, OK30 x 1/2" Special		1
15	016219	Belt, 3L140		1
16	015074	Pulley, 1.42" x .32" Motor		1
17	F05005-105	Screw, 1/4-28 x 1/4" Socket Head Cup Point Set		1
18	016021	Motor Assembly, Autoclutch Replacement		1
	034002	Brush Kit, Leeson Motor External		1
19	F05011-18	Washer, #10 SAE Flat		2
20	F05011-20	Washer, #10 Split Lock		4
21	F05010-27	Nut, #10-32 Hex		2
22	034670	Bracket Weldment, Autoclutch Motor Mount		1
23	F05004-27	Bolt, #10-24 x 1/2" Hex Head		2
	052791	Module Kit, Autoclutch Upgrade		1

REF	PART #	DESCRIPTION	COMMENTS	QTY.
24	024618	Module Assembly, Mosfet 4X Autoclutch	Available in assemblies only.	1
	024163	Capacitor Assembly, 1000uF with 1/4" Ring Terminals		1
	061052	Diode Assembly, Autoclutch Gate		1
	F05089-3	Tie Wrap, 3/16" x 6" Black UV		1
	052791-1260	Instruction Sheet, Autoclutch Mosfet Installation		1
25	F05005-99	Bolt, M6 x 12 Hex Head Full Thread Grade 8-8		4
26	034667	Guard Weldment, Autoclutch		1
27	F05011-17	Washer, 5/16" SAE Flat		2
28	F05011-13	Washer, 5/16" Split Lock		2
29	F05006-5	Bolt, 5/16-18 x 3/4" Hex Head		2
30	034675	Cam, Autoclutch		1
31	F05011-48	Washer, 7/16" Split Lock		2
32	F05007-156	Bolt, 7/16-20 x 1 1/2" Hex Head Grade 5		1
33	051337	Sensor Assembly, AutoClutch Engage		1
34	024627	Sensor Assembly, Proximity Magnetic		1
35	F05010-200	Nut, M6-1.0 Hex Nylon Lock		4
36	F05007-55	Bolt, 7/16-20 x 1 1/2" Socket Head		1

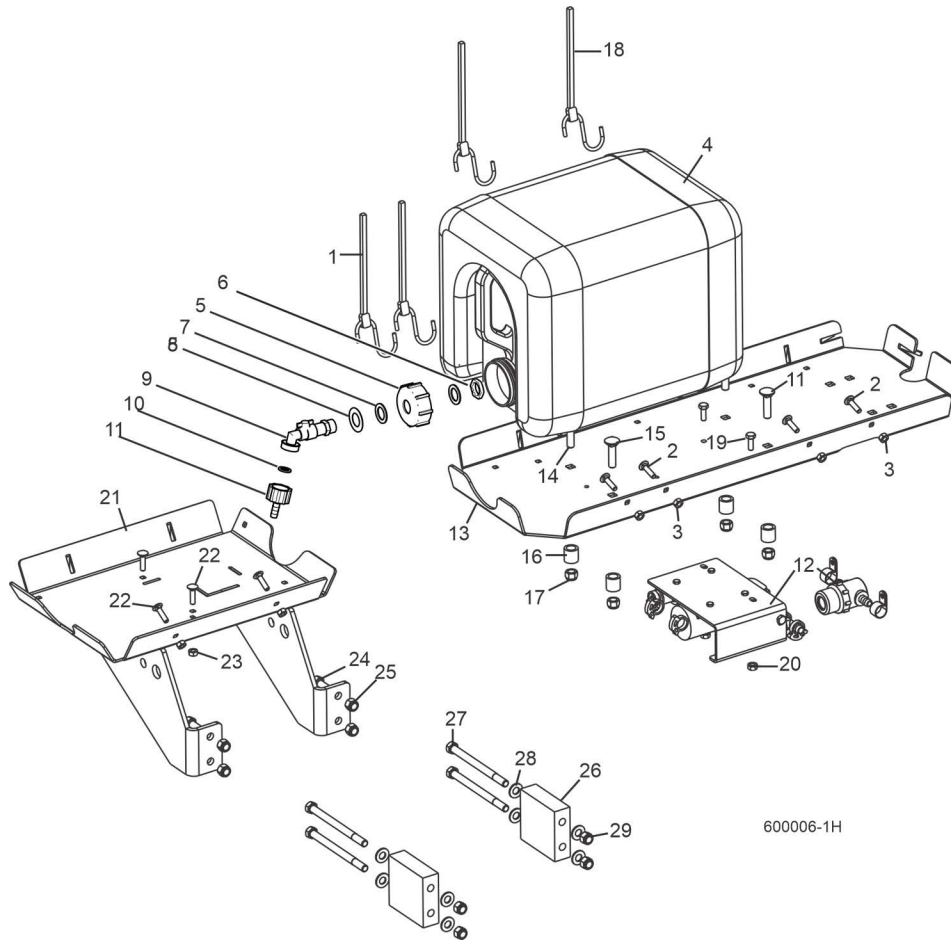
### 4.5 Board Return Assembly (Optional)



600146-1

REF	PART #	DESCRIPTION	COMMENTS	QTY.
1	034565	PIN, BOARD RETURN LOCK		1
2	017604	PIN, 3/16" W/CHAIN		2
3	034567	PIN WELDMENT, BOARD RETURN MOUNT		1
4	038090	COLLAR, 1" LOCK		7
5	034561	ARM, BOARD RETURN W/STOP		4
6	F05011-9	WASHER, 1/2" SPLIT LOCK		1
7	F05008-101	BOLT, 1/2-13 X 3/4" HEX HEAD GRADE 5		1
8	F05011-28	WASHER, 1" SAE		2
9	017856	BRACKET, BOARD RETURN BUMPER		1
10	017857	BUMPER, BOARD RETURN		1
11	F05006-101	BOLT, 5/16-18 X 3/4" HEX WASHER HEAD		3

## 4.6 Water Lube Assembly



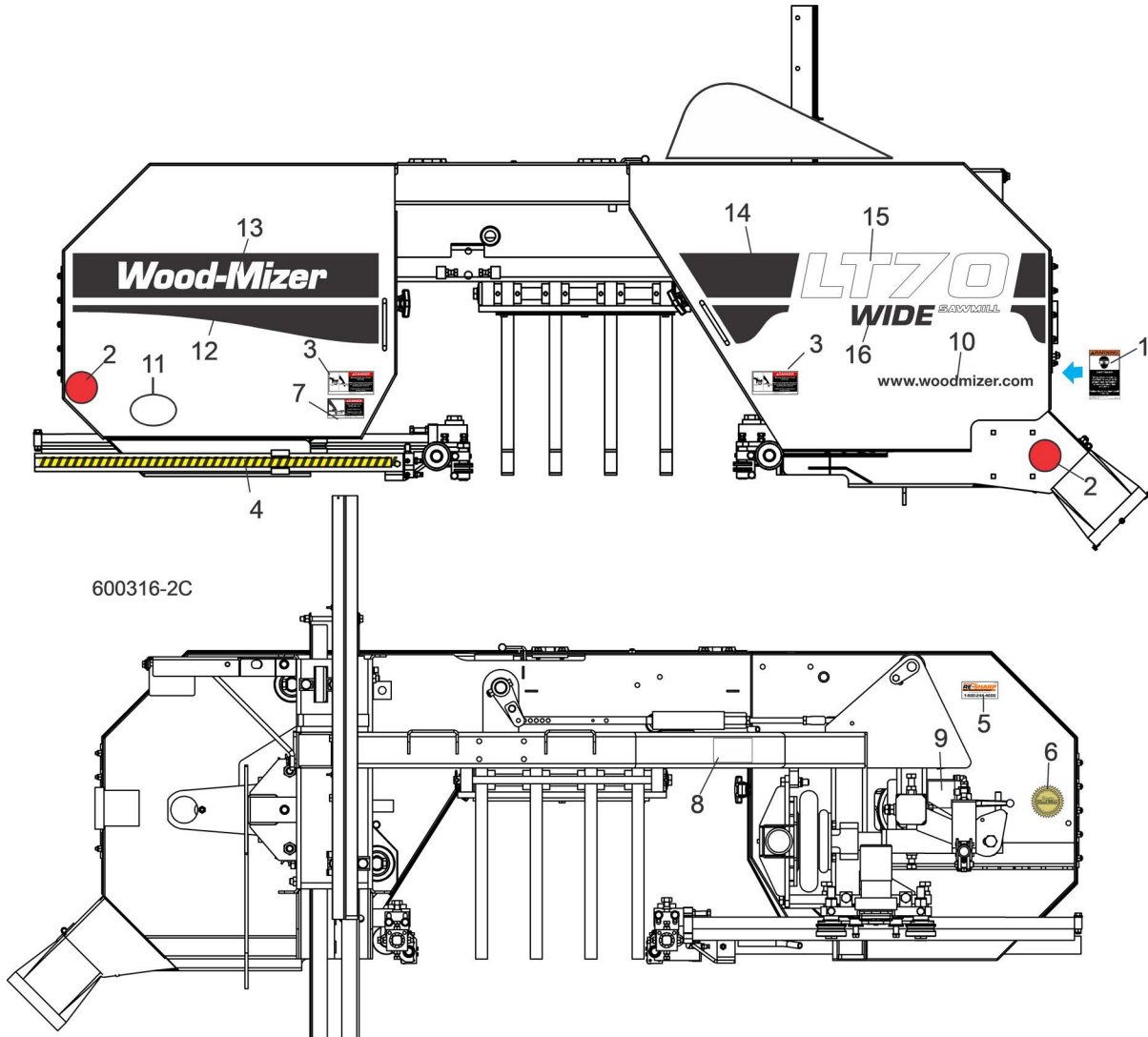
REF	PART #	DESCRIPTION	COMMENTS	QTY.
1	P11668	STRAP, 20" RUBBER		2
2	F05005-34	BOLT, 1/4-20 X 1" CARRIAGE HEAD		4
3	F05010-21	NUT, 1/4-20 HEX LOCK		4
	550787	ASSEMBLY, WATER BOTTLE		1
4	513866	Bottle, Water		1
5	550785	Cap, Water Bottle		1
6	550779	Gland Nut, 1/2 NPT		1
7	550780	O-Ring, 27x20x1.5		2
8	530841	Shim, 21/37-1		1
9	550776	Fitting, Water Lube Shutoff Valve		1
10	550778	Gasket, 1/2 (Batard)		1
11	550777	Fitting, G3/4" x 10mm Hose Barb		1
12		LUBEMIZER PARTS/HOSES (SEE LUBEMIZER OPTION MANUAL)		1
13	S11684	TRAY, WATER LUBE/FUEL TANK MOUNT (GAS/DIESEL ONLY)	See Engine Option manual for fuel tank parts.	1
14	F05007-22	BOLT, 3/8-16 X 2" CARRIAGE HEAD FULL THREAD		1
15	F05007-85	BOLT, 3/8-16 X 1 1/2" CARRIAGE HEAD GRADE 5		3
16	033911	SPACER, TANK TRAY		4
17	F05010-10	NUT, 3/8-16 HEX NYLON LOCK		4

**4** Saw Head  
Water Lube Assembly

REF	PART #	DESCRIPTION	COMMENTS	QTY.
18	P11258	STRAP, 24" RUBBER (GAS/DIESEL ONLY)		2
19	F05005-1	BOLT, 1/4-20 X 3/4" HEX HEAD FULL THREAD		2
20	F05010-9	NUT, 1/4-20 HEX SELF-LOCKING		2
21	034491	TRAY WELDMENT, WATER LUBE MOUNT (E25/E30 ONLY)		1
22	F05005-34	BOLT, 1/4-20 X 1" CARRIAGE HEAD		4
23	F05010-21	NUT, 1/4-20 HEX LOCK		4
24	F05007-7	BOLT, 3/8-16 X 1" HEX HEAD		4
25	F05010-10	NUT, 3/8-16 HEX NYLON LOCK		4
26	007660	SPACER, E30 WATERLUBE (E30 ONLY)		2
27	F05007-5	BOLT, 3/8-16 X 5" HEX HEAD		4
28	F05011-3	WASHER, 3/8" SAE FLAT		8
29	F05010-10	NUT, 3/8-16 HEX NYLON LOCK		4
	CBOTTLE	COVER, 5 GAL. WATER BOTTLE OPTIONAL (NOT SHOWN)		1

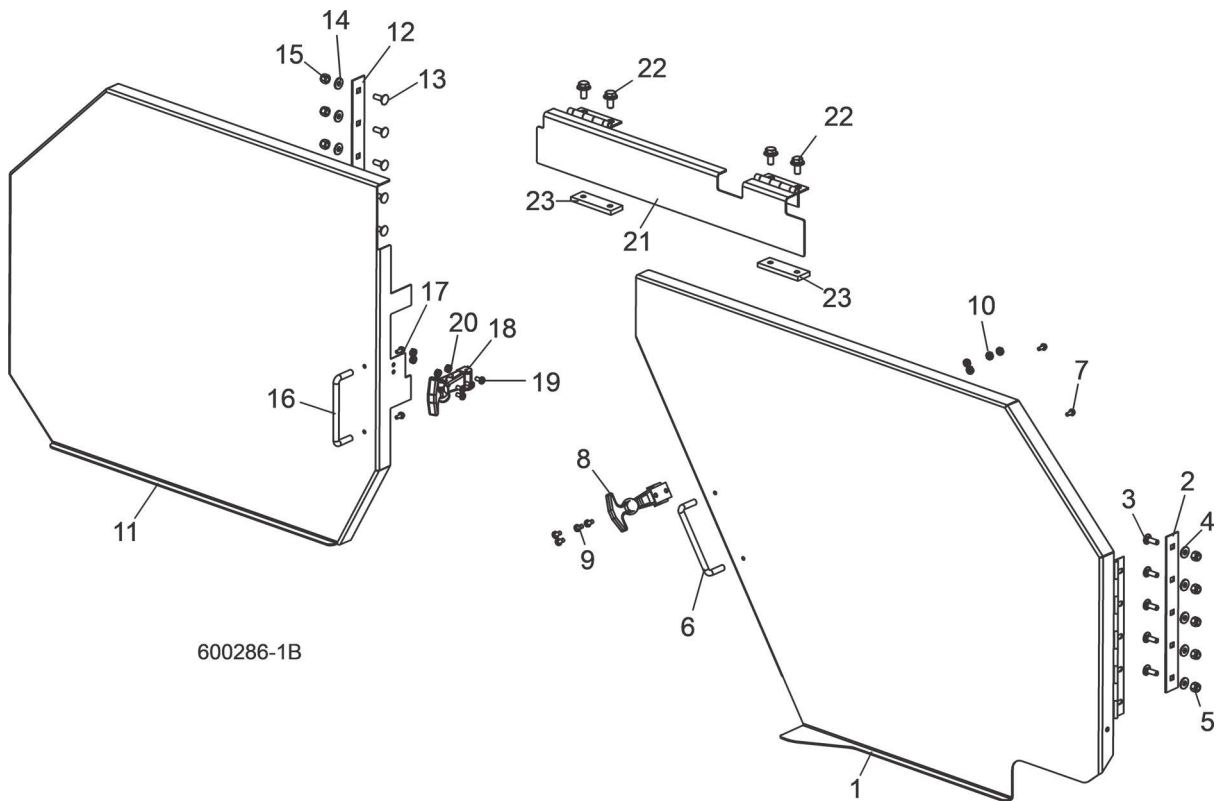


## 4.7 Saw Head Decals



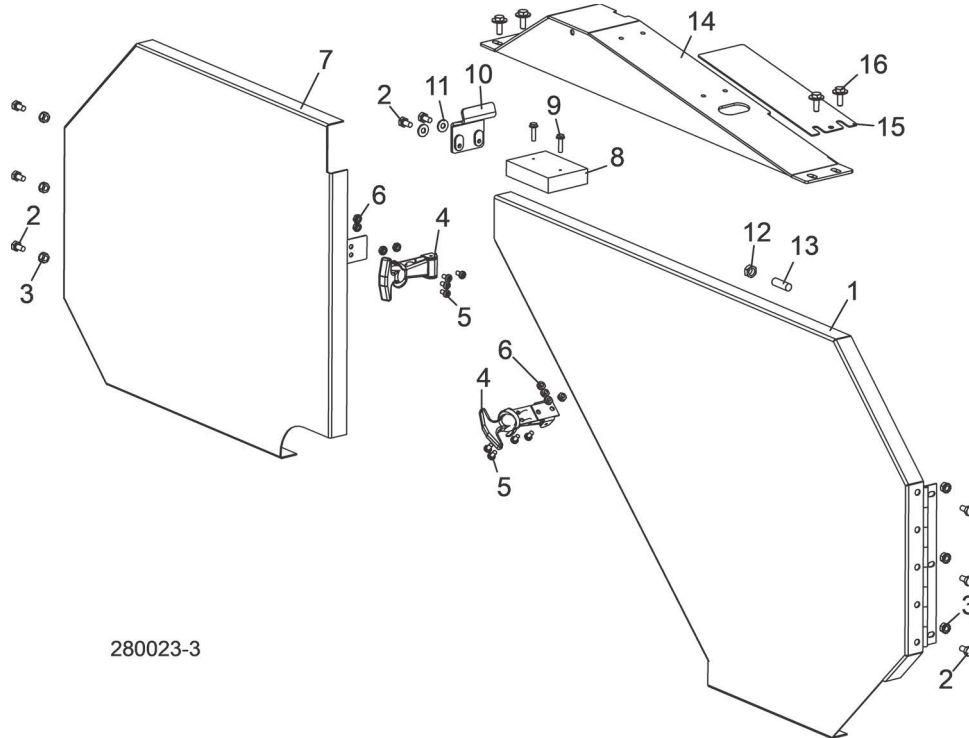
REF	PART #	DESCRIPTION	COMMENTS	QTY.
1	P11754	DECAL, SAWDUST CHUTE WARNING		1
2	P07452	DECAL, RED REFLECTIVE 2" ROUND		2
3	033254	DECAL, BLADE COVERS DANGER		2
4	015849	DECAL, BLADE GUIDE ARM STRIPE		1
5	P12879	DECAL, BLADE RESHARP INFO		1
6	015930	DECAL, WOOD-MIZER QUALITY		1
7	S11752	DECAL, BLADE DANGER		1
8	038596	DECAL, LT60/70 BLADE TENSION INFO		1
9	P11789	DECAL, BLADE ALIGNMENT		1
10	003235	DECAL, WOOD-MIZER WEBSITE		1
11	065582	DECAL, 30 YEAR LOGO		1
12	065029	DECAL, LT70 IDLE SIDE BLACK EURO STRIPE		1
13	065030	DECAL, LT70 WHITE WOOD-MIZER LOGO		1
14	065033	DECAL, LT70 DRIVE SIDE BLACK EURO STRIPE		1
15	065031	DECAL, LT70 WHITE EURO LOGO	ALL EXCEPT LT70 SUPER HYDRAULIC	1
	076636	DECAL, LT70 WHITE LOGO	LT70 SUPER HYDRAULIC ONLY	1
16	074335	DECAL, LT15/70 WIDE LOGO	WIDE HEAD ONLY	1

## 4.8 Blade Housing Covers



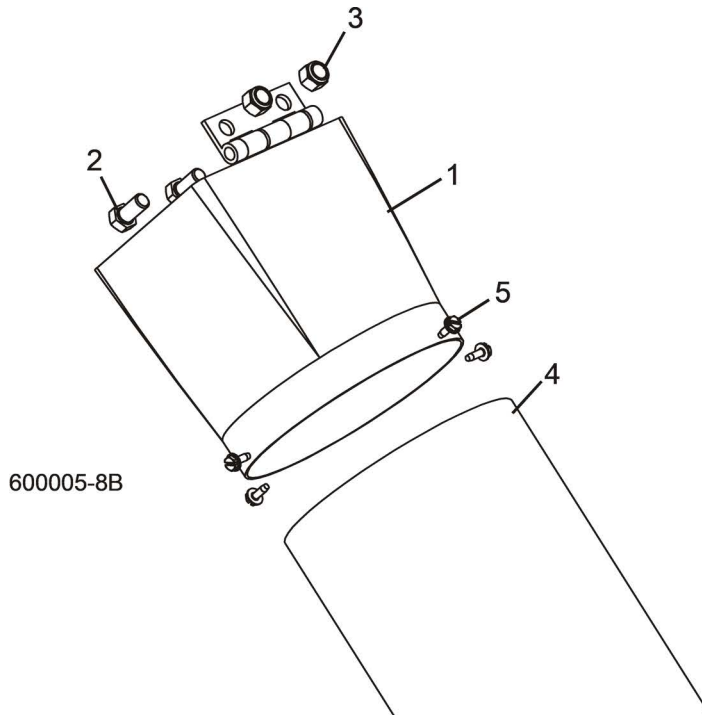
REF	PART #	DESCRIPTION	COMMENTS	QTY.
	048409	<b>COVER ASSEMBLY, DRIVE SIDE BLADE HOUSING</b>		1
1	048403	Cover Weldment, Drive Side Blade Housing		1
2	034251	Plate, Hinge Backing		1
3	F05005-113	Bolt, 1/4-20 x 3/4" Carriage Head		5
4	F05011-11	Washer, 1/4" SAE Flat		5
5	F05010-69	Nut, 1/4-20 Hex Nylon Lock		5
6	P08065	Handle, Blade Housing Cover		1
7	F05015-8	Screw, #8-32 x 3/8" Self-Tapping		2
8	014829	Latch, Flexible Draw		1
9	F05004-3	Screw, #10-24 x 3/8" Cross Slotted Pan Head		4
10	F05010-14	Nut, #10-24 Hex Self-Locking		4
	036178	<b>COVER ASSEMBLY, IDLE SIDE BLADE HOUSING</b>		1
11	036176	Cover Weldment, Idle Side Blade Housing		1
12	034251	Plate, Hinge Backing		1
13	F05005-113	Bolt, 1/4-20 x 3/4" Carriage Head		5
14	F05011-11	Washer, 1/4" SAE Flat		5
15	F05010-69	Nut, 1/4-20 Hex Nylon Lock		5
16	P08065	Handle, Blade Housing Cover		1
17	F05015-8	Screw, #8-32 x 3/8" Self-Tapping		2
18	014829	Latch, Flexible Draw		1
19	F05004-3	Screw, #10-24 x 3/8" Cross Slotted Pan Head		4
20	F05010-14	Nut, #10-24 Hex Self-Locking		4
21	034454	<b>COVER WELDMENT, MIDDLE BLADE HOUSING</b>		1

REF	PART #	DESCRIPTION	COMMENTS	QTY.
	006189	COVER WELDMENT, MIDDLE BLADE HOUSING (WIDE HEAD ONLY)		1
22	F05006-101	BOLT, 5/16-18 X 3/4" HEX HEAD W/FLAT & LOCK WASHER		4
23	006810	NUT PLATE, MIDDLE COVER		2



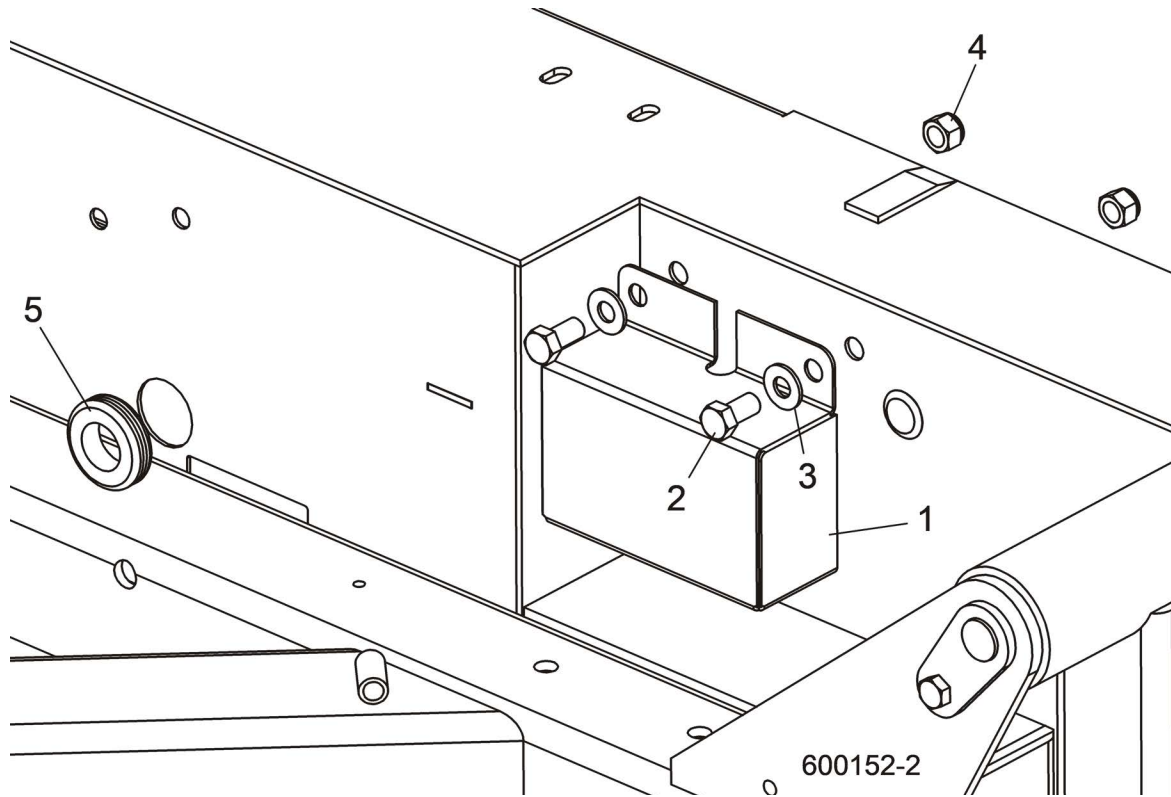
REF	PART #	DESCRIPTION	COMMENTS	QTY.
1	065067	COVER, LT35 DRIVE SIDE BLADE HOUSING (INCLUDES COVER DECALS - <a href="#">(See Section 4.9)</a> )		1
2	F05005-15	BOLT, 1/4-20 X 1/2" HEX HEAD		8
3	F05010-9	NUT, 1/4-20 KEPS		6
4	014829	LATCH, FLEXIBLE DRAW		2
5	F05004-3	SCREW, #10-24 X 3/8" CROSS SLOTTED ROUND HEAD		8
6	F05010-14	NUT, #10-24 SELF-LOCKING HEX		8
7	065068	COVER, LT35 IDLE SIDE BLADE HOUSING (INCLUDES COVER DECALS - <a href="#">(See Section 4.9)</a> )		1
8	015844	BLOCK, BLADE VIBRATION DAMPENING		1
9	F05015-33	BOLT, #10 X 3/4" SLOTTED HEX WASHER HEAD		2
10	074394	BRACKET WELDMENT, LT15 BELT ENHANCE		1
11	F05011-11	WASHER, 1/4" SAE FLAT		2
12	F05010-29	NUT, 3/8-16 JAM		1
13	F05007-18	SCREW, 3/8-16 X 1 1/4 SHOP SET		1
	038633	COVER ASSEMBLY, TOP ENGINE PULLEY		1
14	074574	Cover Weldment, LT15/28 Top Belt Cover		1
15	074546	Plate, Belt Guard Cover		1
16	F05005-134	Bolt, 1/4-20 x 3/4" Hex Head w/Conical Washer		4

## 4.9 Sawdust Chute



REF	PART #	DESCRIPTION	COMMENTS	QTY.
1	034396	CHUTE WELDMENT, SAWDUST		1
2	F05007-118	BOLT, 3/8-16 X 3/4" HEX HEAD GRADE 5		2
3	F05010-10	NUT, 3/8-16 HEX NYLON LOCK		2
4	017829	TUBING, RUBBER SAWDUST		2
5	F05015-7	BOLT, #10-24 X 1/2" SELF-TAPPING		4

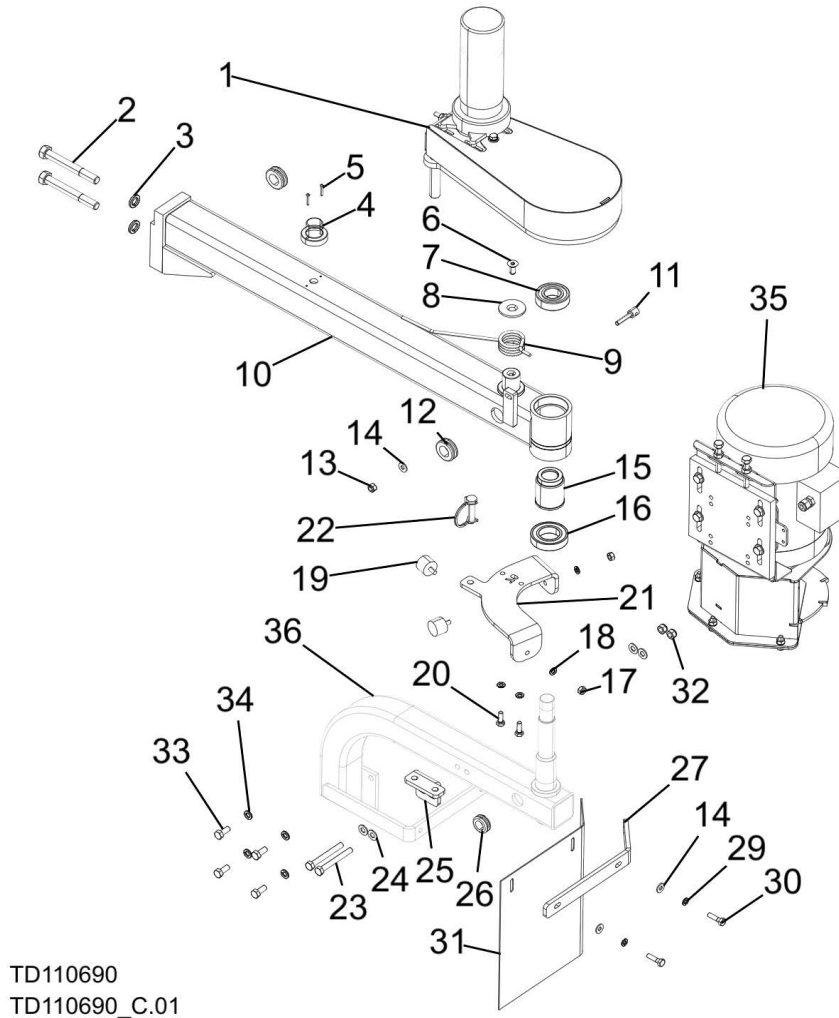
### 4.10 Debarker Wire Box/Grommet



REF	PART #	DESCRIPTION	COMMENTS	QTY.
1	023616	BOX, DEBARKER WIRE STORAGE		1
2	F05007-7	BOLT, 3/8-16 X 3/4" HEX HEAD		2
3	F05011-3	WASHER, 3/8" SAE FLAT		2
4	F05010-10	NUT, 3/8-16 HEX NYLON LOCK		2
5	P702	GROMMET, 7/8" ID X 1 1/4" GROOVED OD		1

## SECTION 4 DEBARKER

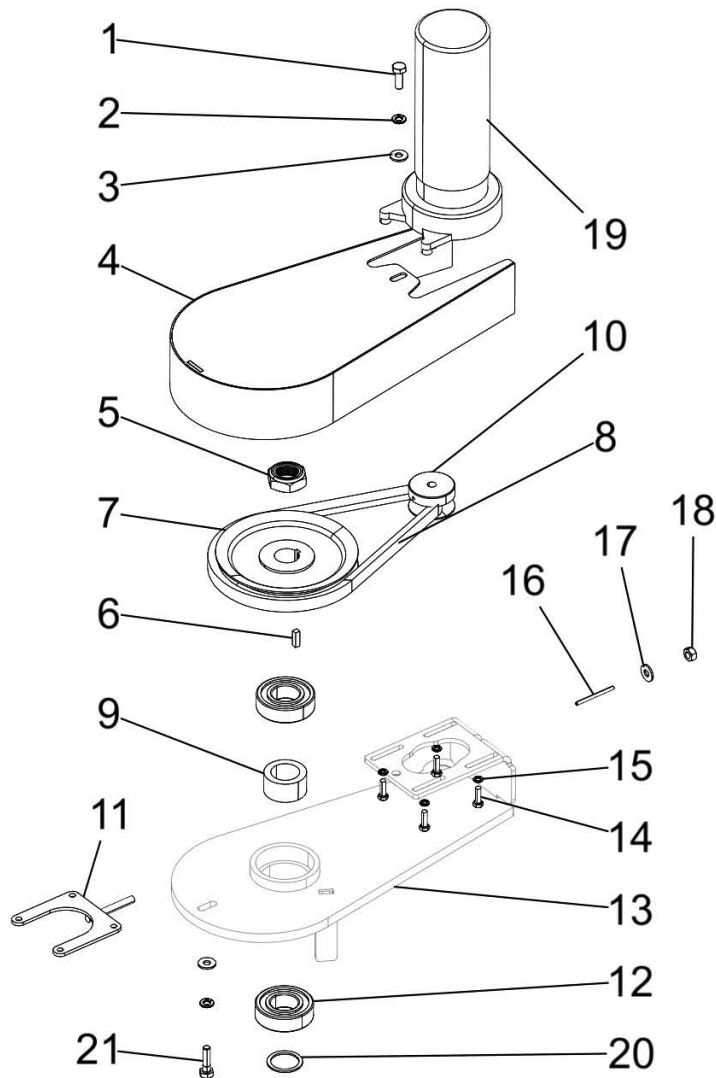
### 4.1 LT70 AC Mechanical Debarker



REF	PART #	DESCRIPTION	COMMENTS	QTY.
	110690	Assembly, LT70 AC Mechanical Debarker		
	110690W	Assembly, LT70 Wide AC Mechanical Debarker		
<b>1</b>		LT70E UPPER PIVOT WITH LOCK	<i>(See Section 6.2)</i>	1
	110684	Assembly, LT70 Debarker Mnt Arm		1
<b>2</b>	F05008-78	1/2-13 x 4 HHB GR5 ZINC		2
<b>3</b>	F05011-9	Washer, 1/2 Split Lock		2
	073555	Lamp Assembly, 180 Degree Amber Strobe		1
<b>4</b>	073554	Lamp, 180 Degree Amber Strobe		1
<b>5</b>	F05004-13	Bolt, #4-40x3/4 SI		2
<b>6</b>	F05006-95	Bolt, 5/16-18x3/4 FHS Zinc		1

REF	PART #	DESCRIPTION	COMMENTS	QTY.
7	087353	Bearing, 6205 2RS Ball		1
8	076039	Washer, LT35 Torsion Spring		1
9	098605	Spring, Debarker Torsion		1
10	110613	Weldment, LT70 Debarker Mount Arm		1
11	076139	Bushing, Debarker Spring Retaining		1
12	025247	Grommet, Rubber 3/4 ID		2
13	F05010-69	Nut, 1/4-20 Nylock		1
14	F05011-11	Washer, 1/4 SAE Flat		1
15	110588	Tube, Long Bearing Spacer		1
16	036007	Bearing, R20-2RS		1
	074878	Assembly, LT70 Debarker Pivot Stop		1
	074879	Assembly, LT70 Wide Debarker Pivot Stop		1
17	F05010-63	Nut, 1/4-20 Free Hex		2
18	F05011-14	Washer, 1/4 Split Lock		4
19	065717	Bumper, 1x3/4 Rubber		2
20	F05005-123	Bolt, 1/4-20x3/4 HH Gr5		2
21	076682	Plate, LT70 Debarker Pivot Stop		1
	076683	Plate, LT70 Wide Debarker Pivot Stop		1
22	046412	Pin, 3/8x1 3/8 Rnd Wire Lock		1
	110689	Assembly, LT70 AC Debarker Pivot Arm		1
23	F05006-136	Bolt, 5/16-18x2 3/4 FT HH Gr5 Zinc		2
24	F05011-17	Washer, 5/16 SAE Flat		4
25	110616	Lock Brkt, Debarker Travel		1
26	033475	Grommet, 5/8 ID 3/16 GW Rubber		1
27	076749	Plate, Debarker Flex Guard Retaining		1
28	F05011-11	Washer, 1/4 SAE Flat		1
29	F05011-14	Washer, 1/4 Split Lock		1
30	F05005-38	Screw, 1/4-20x1 HHC		1
31	021232	Guard, Debarker Flex		1
32	F05010-58	Nut, 5/16-18 Nyl Lock		2
33	F05006-5	Bolt, 5/16-18x3/4 HH Gr2		1
34	F05011-13	Washer, 5/16 Split Lock		1
35	074858	Assembly, LT70 AC Debarker Cutter Head	<a href="#">(See Section 6.3)</a>	1
36	110685	Wldmnt, LT70 Debarker Pivot Arm		1

## 4.2 Upper Pivot With Lock

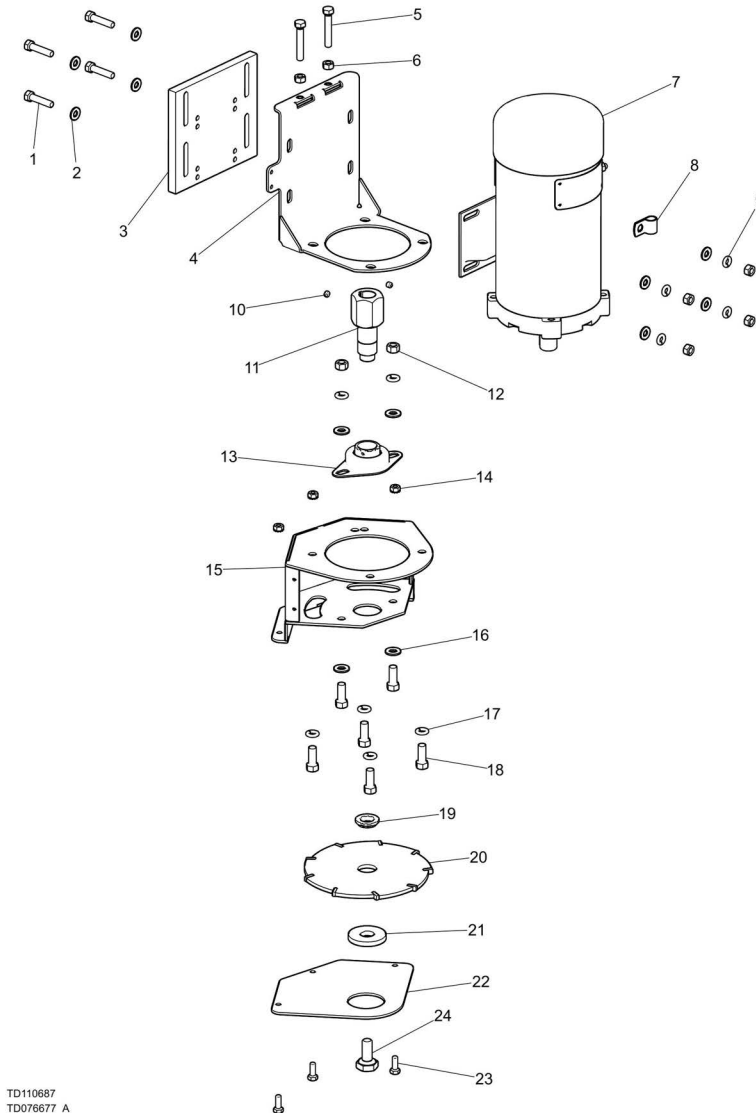


REF	PART #	DESCRIPTION	COMMENTS	QTY.
		LT70 UPPER PIVOT WITH LOCK		1
1	F05005-1	Bolt, 1/4-20x3/4 FT HHC		1
2	F05011-14	Washer, 1/4 Split Lock		2
3	F05011-11	Washer, 1/4 SAE Flat		2
4	076713	Wldmnt, LT70 Debarker Belt Guard		1
5	F05010-238	Nut, 7/8-14 Half Nylock		1
6	065214	Key, 3/16 Sq x 5/8		1
7	076798	Pulley, 5x7/8 A Groove		1
8	076689	Belt, AX22		1
	110634	Assembly, LT70 Deb. Upper Pivot W/O Lock		1
9	076741	Tube, Short Bearing Spacer		1
10	076666	Sheave, LT70 Debarker Gearmotor		1
11	023637	Tensioner Weldment, Gearmotor		1
12	087353	Bearing, 6205 2RS Ball		2



REF	PART #	DESCRIPTION	COMMENTS	QTY.
13	110635	Wldmnt, LT70 Deb. Upper Pivot W/O Lock		1
14	F05004-152	Bolt, #10-32x5/8 HH		4
15	F05011-20	Washer, #10 Split Lock		4
16	F05012-102	Pin, 1/8x1 5/8 Roll Zinc		1
17	F05011-11	Washer, 1/4 SAE Flat		1
18	F05010-21	Nut, 1/4-20 Swaged		1
	114024	Motor Assembly, Debarker In/Out w/Brake w/Di		1
19	110952	Motor, 1/15HP 34RPM 12VDC 98:1 W/Brake		1
	133750	Brake Kit, Gear Motor K01134-APAH		1
	133751	Gear Kit, Gear Motor K01134-APAG		1
20	076037	Shim, 1 ID 1-1/4 OD		1
21	F05005-101	BOLT, 1/4-20 X 1 HEX HEAD GR5		1

### 4.3 LT70 Debarker Cutter Head

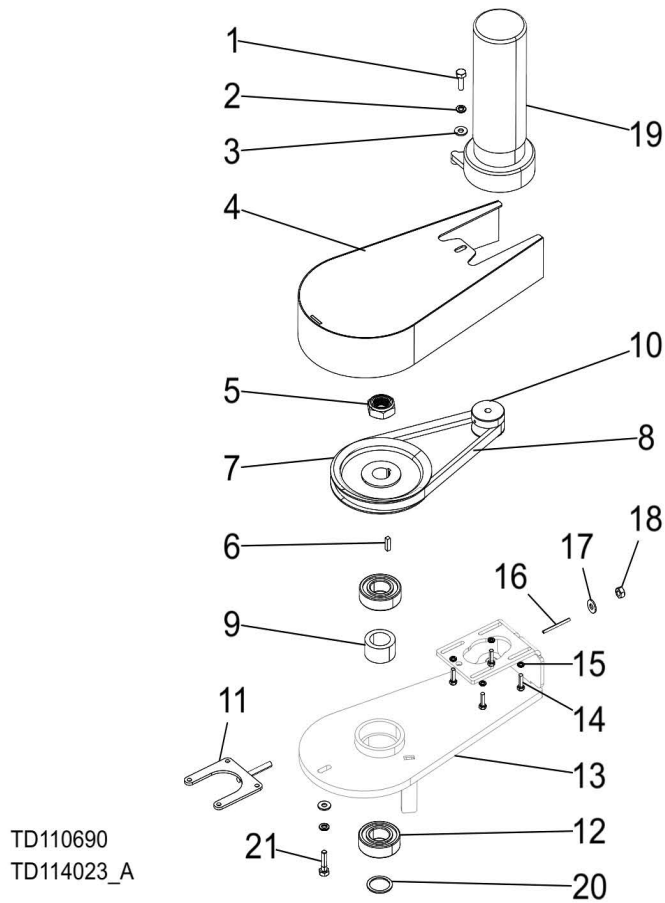


TD110687  
TD076677\_A

REF	PART #	DESCRIPTION	COMMENTS	QTY.
	076677	Assembly, LT70 Debarker Cutter Head		1
1	F05006-2	Bolt, 5/16-18x1 1/2 HH FT		4
2	F05011-17	Washer, 5/16 SAE Flat		8
3	023620	Aluminum Plate, Motor Mnt		1
4	023622	Tensioner Weldment		1
5	F05006-13	Bolt, 5/16-18x2 HH FT		2
6	F05010-17	Nut, 5/16-18 Hex		6
7	023688	3/4 HP 12UDC TEFC Leeson, MKII		1
8	P07584	Clamp, 1/2EMT Coated		1
9	F05011-13	Washer, 5/16 Split Lock		4
10	F05005-105	1/4-28X1/4 Cup Point Set, B/O		2
11	074832	Mandrel, Debarker Blade		1
12	F05010-1	Nut, 3/8-16 Hex		2
13	023541	Bearing, 1 Flanged Mount		1
14	F05010-9	Nut, 1/4-20 Keps		3

REF	PART #	DESCRIPTION	COMMENTS	QTY.
15	076686	Wldmnt, LT70 Debarker Cutter Head		1
16	F05005-1	Bolt, 1/4-20x3/4 FT HHC		3
17	F05011-3	Washer, 3/8 Flat SAE		4
18	F05011-4	Washer, 3/8 Split Lock		6
19	F05007-7	Bolt, 3/8-16x1 HH		6
20	023632	Bushing, Blade Spacer		1
21	021236	Blade, 7in Dia (Debarker)		1
22	023737	Washer, Blade Bolt Lock		1
23	074833	Bolt, 1/2-20x1 1/4 HH Special		1
24	023629	Guard, Cutter Head Bottom		1
	024431	Decal, Disconnect Motor Leads Warning		1

### 4.4 Upper Pivot With Lock

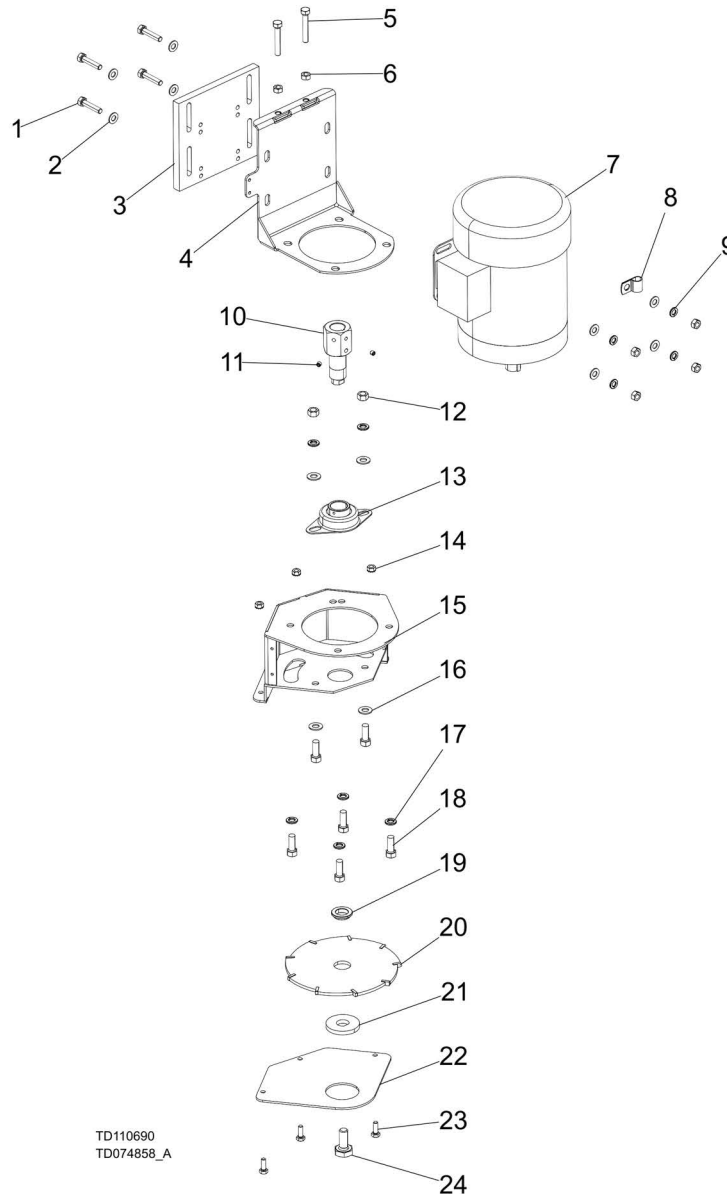


REF	PART #	DESCRIPTION	COMMENTS	QTY.
		LT70E UPPER PIVOT WITH LOCK		1
1	F05005-1	Bolt, 1/4-20x3/4 FT HHC		1
2	F05011-14	Washer, 1/4 Split Lock		2
3	F05011-11	Washer, 1/4 SAE Flat		2
4	076713	Wldmnt, LT70 Debarker Belt Guard		1
5	F05010-238	Nut, 7/8-14 Half Nylock		1
6	065214	Key, 3/16 Sq x 5/8		1
7	076798	Pulley, 5x7/8 A Groove		1
8	076689	Belt, AX22		1
	114023	Assembly, LT70E Deb. Upper Pivot W/O Lock		1
9	076741	Tube, Short Bearing Spacer		1
10	076666	Sheave, LT70 Debarker Gearmotor		1
11	023637	Tensioner Weldment, Gearmotor		1
12	087353	Bearing, 6205 2RS Ball		2
13	110635	Wldmnt, LT70 Deb. Upper Pivot W/O Lock		1
14	F05004-152	Bolt, #10-32x5/8 HH		4
15	F05011-20	Washer, #10 Split Lock		4
16	F05012-102	Pin, 1/8x1 5/8 Roll Zinc		1

REF	PART #	DESCRIPTION	COMMENTS	QTY.
17	F05011-11	Washer, 1/4 SAE Flat		1
18	F05010-21	Nut, 1/4-20 Swaged		1
	114022	Motor Assembly, Debarker In/Out w/Brake w/Di		1
19	110952	Motor, 1/15HP 34RPM 12VDC 98:1 W/Brake		1
	069677	Diode, 200V 2A UltraFast Rectifier		2
	024032	Conn, 14-16AWG Parallel Splice		4
	R01950-0	Tubing, 3/32" Heat Shrink		2.5"
	R01950-3	Tubing, 3/16" Heat Shrink		7"
	R01950-10	Tubing, 1/2" Heat Shrink		5"
	069474	Connector, 3 Pin Trig DT Deutsch Male		1
	069475	Wedgelock, 3P Male Deutsch DT Series		1
	053429	Pin, #16 Deutsch 16-20 AWG Solid Contact		1
	R01920-4	Wire, 16AWG Stranded Blue MTW		12"
	R02370	Conduit, 3/8" Expandable Black		9"
	F05089-8	Tie Wrap, 3/16x10 UV Blk		1
20	076037	Shim, 1 ID 1-1/4 OD		1
21	F05005-101	BOLT, 1/4-20 X 1 HEX HEAD GR5		1

*For field installation please see online form #2504 in manuals section.*

## 4.5 LT70 AC Debarker Cutter Head

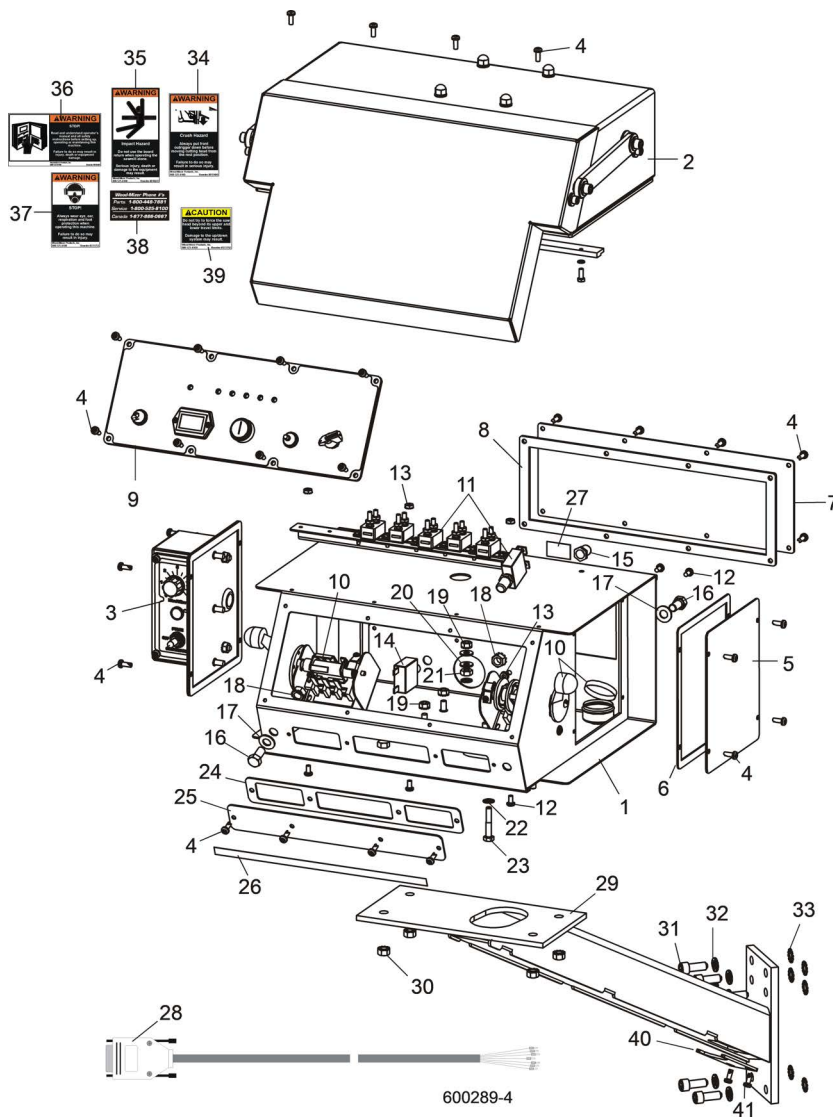


REF	PART #	DESCRIPTION	COMMENTS	QTY.
	074858	Assembly, LT70 AC Debarker Cutter Head		1
1	F05006-2	Bolt, 5/16-18x1 1/2 HH FT		4
2	F05011-17	Washer, 5/16 SAE Flat		8
3	023620	Aluminum Plate, Motor Mnt		1
4	023622	Tensioner Weldment		1
5	F05006-13	Bolt, 5/16-18x2 HH FT		2
6	F05010-17	Nut, 5/16-18 Hex		6
7	050292	Motor, 3/4HP 230/460 3P 1725RPM		1
8	P07584	Clamp, 1/2EMT Coated		1
9	F05011-13	Washer, 5/16 Split Lock		4
10	074832	Mandrel, Debarker Blade		1

REF	PART #	DESCRIPTION	COMMENTS	QTY.
11	F05005-105	1/4-28X1/4 Cup Point Set, B/O		2
12	F05010-1	Nut, 3/8-16 Hex		2
13	023541	Bearing, 1 Flanged Mount		1
14	F05010-9	Nut, 1/4-20 Keps		3
15	076686	Wldmnt, LT70 Debarker Cutter Head		1
16	F05011-3	Washer, 3/8 Flat SAE		4
17	F05011-4	Washer, 3/8 Split Lock		6
18	F05007-7	Bolt, 3/8-16x1 HH		6
19	023632	Bushing, Blade Spacer		1
20	021236	Blade, 7in Dia (Debarker)		1
21	023737	Washer, Blade Bolt Lock		1
22	023629	Guard, Cutter Head Bottom		1
23	F05005-1	Bolt, 1/4-20x3/4 FT HHC		3
24	074833	Bolt, 1/2-20x1 1/4 HH Special		1

## SECTION 5 CONTROL & BATTERY BOXES

### 5.1 Control Assembly (DC)

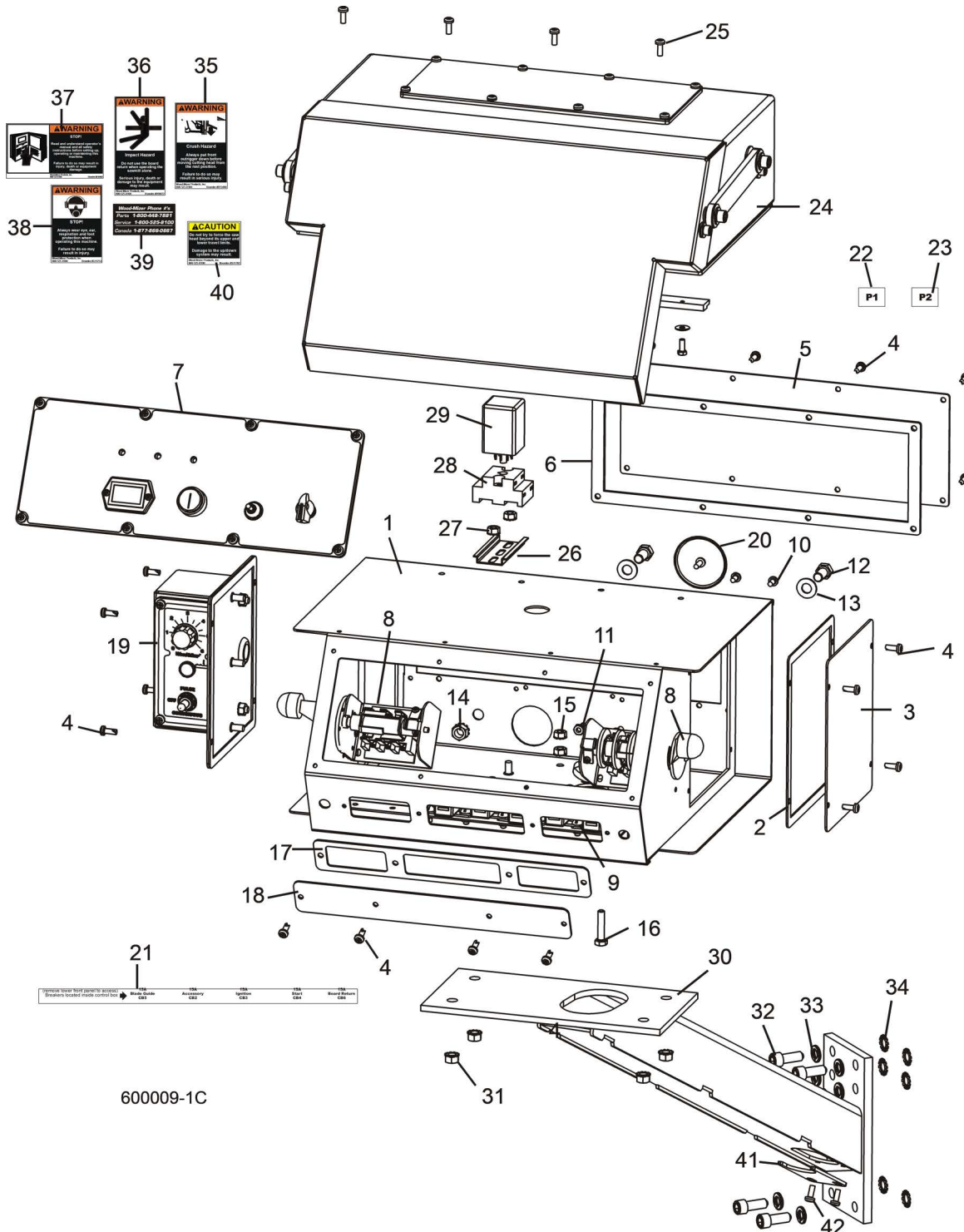


REF	PART #	DESCRIPTION	COMMENTS	QTY.
	036352	COVER, SAWMILL CONTROL CONSOLE W/ACCUSET		1
	069389	CONTROL BOX ASSEMBLY, D55 TIER3		1
	069331	CONTROL BOX ASSEMBLY, D51/D62		1
	068317	CONTROL BOX ASSEMBLY, D55 TIER3 (WIDE HEAD ONLY)		1
1	016135	Box Weldment, Sawmill Control	Available in assemblies only.	1
2	N/A	Accuset Control Parts	<a href="#">(See Accuset 2 option manual)</a>	1
3	N/A	LubeMizer Parts	<a href="#">(See LubeMizer option manual)</a>	1
4	F05015-17	Screw, #10-24 x 1/2" Pan Head		32
5	006473	Panel Weldment, Side		1
6	015274	Gasket, Side Panel Control		1
7	016230	Panel, Rear Control Box Cover		1



REF	PART #	DESCRIPTION	COMMENTS	QTY.
8	015278	Gasket, Rear Panel		1
9	N/A	Front Control Panel & Wiring Harnesses	<a href="#">(See Section 5.4)</a>	1
10	N/A	Drum Switches	<a href="#">(See Section 7.3)</a>	1
11	N/A	Circuit Breakers	<a href="#">(See Section 5.3)</a>	1
12	F05004-3	Screw, #10-24 x 3/8" Phillips Pan Head		5
13	F05010-14	Nut, #10-24 Hex Self-Locking		5
14	024246	Breaker, 30A Manual Reset Panel Mount		1
15	021253	Boot, Circuit Breaker		1
16	F05007-27	Bolt, 3/8-16 x 3/4" Hex Head		2
17	F05011-3	Washer, 3/8" SAE Flat		2
18	F05010-19	Nut, 3/8-16 Hex Self-Locking		2
19	F05010-9	Nut, 1/4-20 Hex Self-Locking		3
20	F05011-11	Washer, 1/4 SAE Flat		2
21	F05010-129	Nut, 1/4-20 Heavy-Duty Hex Jam		1
22	F05011-69	Washer, 1/4" Interior Star Heavy-Duty Lock		2
23	F05005-31	Bolt, 1/4-20 x 1/2" Hex Head Full Thread		1
24	015266	Gasket, Front Access Panel		1
25	015376	Panel, Control Box Front Access		1
26	053354	Decal, Circuit Breaker ID (2009 LT70)		1
27	024366	Decal, Circuit Breaker ID (Autoclutch)		1
28	053355	Harness Assembly, Dual-Axis Motor Control Non-Remote		1
29	015236	<b>MOUNT WELDMENT, STANDARD CONTROL BOX</b>		1
30	F05010-20	<b>NUT, 5/16-18 SELF-LOCKING HEX</b>		4
31	F05007-52	<b>BOLT, 3/8-16 X 1" SOCKET HEAD</b>		4
32	F05011-4	<b>WASHER, 3/8" SPLIT LOCK</b>		4
33	F05011-36	<b>WASHER, 3/8" EXTERIOR STAR LOCK</b>		4
34	015400	<b>DECAL, FRONT OUTRIGGER WARNING</b>		1
35	016072	<b>DECAL, BOARD RETURN WARNING</b>		1
36	016402	<b>DECAL, READ MANUAL WARNING</b>		1
37	S11753	<b>DECAL, EAR/EYE PROTECTION WARNING</b>		1
38	S12117	<b>DECAL, 800 NUMBER</b>		1
39	S11762	<b>DECAL, UP/DOWN CAUTION</b>		1
40	036381	<b>PLATE, PEDESTAL COVER</b>		1
41	F05015-17	<b>SCREW, #10-24 X 1/2" PAN HEAD</b>		2

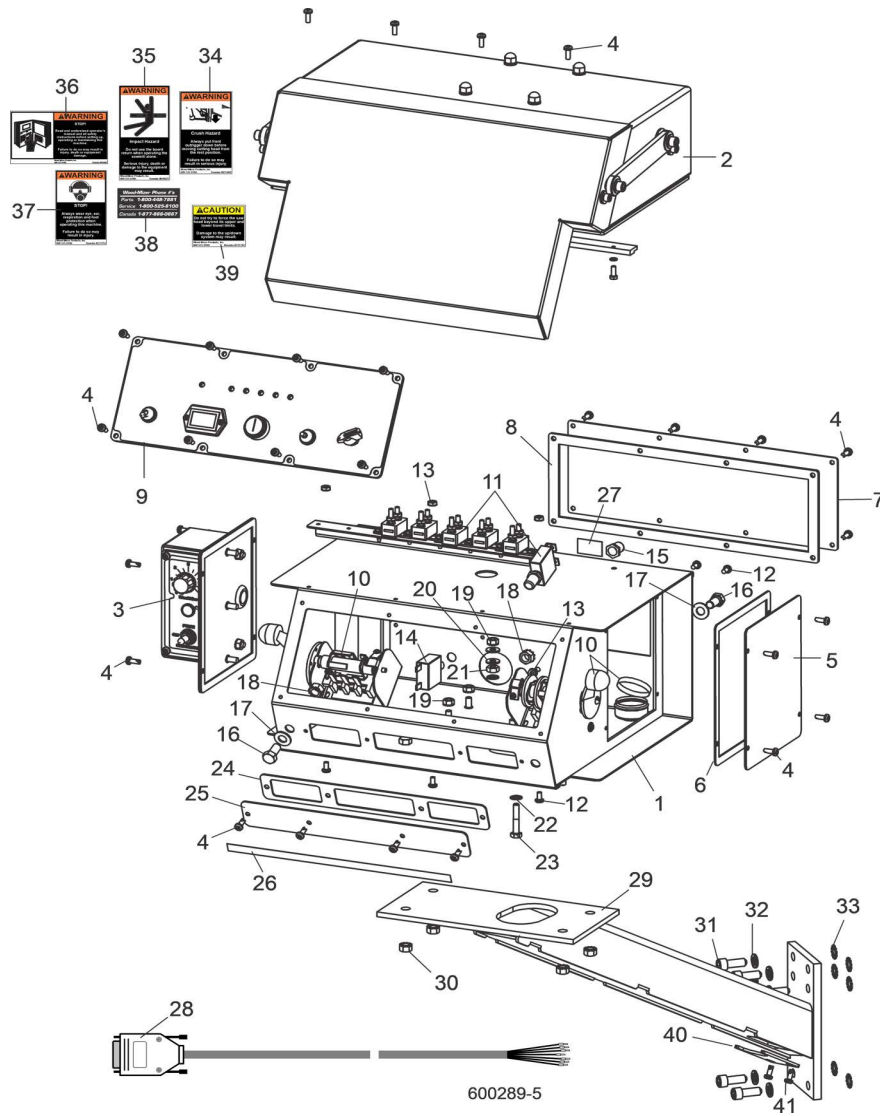
## 5.2 Control Assembly (AC)



REF	PART #	DESCRIPTION	COMMENTS	QTY.
	036352	COVER, SAWMILL CONTROL CONSOLE W/ACCUSET		1
	069571	CONTROL BOX ASSEMBLY, LT70 ELECTRIC		1
1	016135	Box Weldment, Sawmill Control	Available in assemblies only.	1
2	015274	Gasket, Side Access Panel		1
3	015307	Panel Weldment, Side Access		1

REF	PART #	DESCRIPTION	COMMENTS	QTY.
4	F05015-17	Screw, #10-24 x 1/2" Pan Head		20
5	016230	Panel, Rear Control Access		1
6	015278	Gasket, Rear Access Panel		1
7	N/A	Front Control Panel & Harnesses	<a href="#">(See Section 5.4)</a>	1
8	N/A	Drum Switches	<a href="#">(See Section 7.3)</a>	1
9	N/A	Circuit Breakers	<a href="#">(See Section 5.3)</a>	1
10	F05004-3	Screw, #10-24 x 3/8" Phillips Pan Head		2
11	F05010-14	Nut, #10-24 Self Locking		2
12	F05007-27	Bolt, 3/8-16 x 3/4" Hex Head		2
13	F05011-3	Washer, 3/8" SAE Flat		2
14	F05010-19	Nut, 3/8-16 Hex Self-Locking		2
15	F05010-9	Nut, 1/4-20 Hex Self-Locking		2
16	F05005-3	Bolt, 1/4-20 x 1 1/4" Hex Head Full Thread		1
17	015266	Gasket, Front Access Panel		1
18	015376	Panel, Control Box Front Access		1
19	N/A	LubeMizer Control Parts	<a href="#">(See LubeMizer Manual)</a>	1
20	015673	Plug, AS125 Oil Tight		1
21	050917	Decal, Circuit Breaker ID		1
22	024370	Decal, Plug ID (P1)		1
23	024371	Decal, Plug ID (P2)		1
	050918	Decal, Circuit Breaker ID (Debarker In/Out)		1
24	N/A	Accuset Control Parts		1
25	F05015-17	Screw, #10-24 x 1/2" Pan Head		4
26	024474-3	Rail, 35mm x 7.5mm x 3" Steel DIN		1
27	F05010-9	Nut, 1/4-20 Self-Locking		2
28	E10216	Socket, 8 Pin Relay		1
29	050300	Relay, DPDT 10A GP Tube Terminals		1
	N/A	Harness Parts	<a href="#">(See Section 5.4)</a>	1
30	015236	<b>MOUNT WELDMENT, STANDARD CONTROL BOX</b>		1
31	F05010-20	<b>NUT, 5/16-18 SELF-LOCKING HEX</b>		4
32	F05007-52	<b>BOLT, 3/8-16 X 1" SOCKET HEAD</b>		4
33	F05011-4	<b>WASHER, 3/8" SPLIT LOCK</b>		4
34	F05011-36	<b>WASHER, 3/8" EXTERIOR STAR LOCK</b>		4
35	015400	<b>DECAL, FRONT OUTRIGGER WARNING</b>		1
36	016072	<b>DECAL, BOARD RETURN WARNING</b>		1
37	016402	<b>DECAL, READ MANUAL WARNING</b>		1
38	S11753	<b>DECAL, EAR/EYE PROTECTION WARNING</b>		1
39	S12117	<b>DECAL, 800 NUMBER</b>		1
40	S11762	<b>DECAL, UP/DOWN CAUTION</b>		1
41	036381	<b>PLATE, PEDESTAL COVER</b>		1
42	F05015-17	<b>SCREW, #10-24 X 1/2" PAN HEAD</b>		2

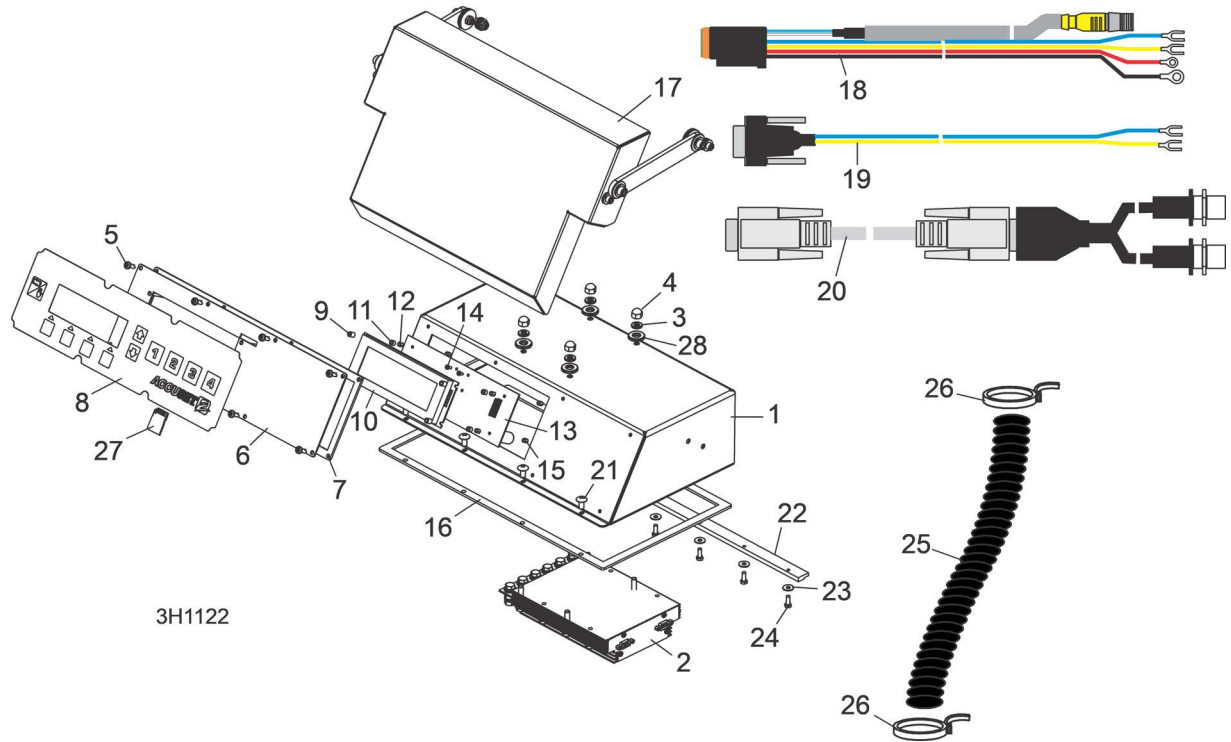
**5.3 Control Assembly (DC) (Tier2 Outside U.S. Only)**



REF	PART #	DESCRIPTION	COMMENTS	QTY.
	036352	<b>COVER, SAWMILL CONTROL CONSOLE W/ACCUSET</b>		1
	069332	<b>CONTROL BOX ASSEMBLY, D55 TIER2</b>		1
<b>1</b>	016135	Box Weldment, Sawmill Control	Available in assemblies only.	1
<b>2</b>	N/A	Accuset Control Parts	<a href="#">(See Accuset 2 option manual)</a>	1
<b>3</b>	N/A	LubeMizer Parts	<a href="#">(See LubeMizer option manual)</a>	1
<b>4</b>	F05015-17	Screw, #10-24 x 1/2" Pan Head		32
<b>5</b>	006473	Panel Weldment, Side		1
<b>6</b>	015274	Gasket, Side Panel Control		1
<b>7</b>	016230	Panel, Rear Control Box Cover		1
<b>8</b>	015278	Gasket, Rear Panel		1
<b>9</b>	N/A	Front Control Panel & Wiring Harnesses	<a href="#">(See Section 5.4)</a>	1
<b>10</b>	N/A	Drum Switches	<a href="#">(See Section 7.3)</a>	1
<b>11</b>	N/A	Circuit Breakers	<a href="#">(See Section 5.3)</a>	1
<b>12</b>	F05004-3	Screw, #10-24 x 3/8" Phillips Pan Head		5
<b>13</b>	F05010-14	Nut, #10-24 Hex Self-Locking		5

REF	PART #	DESCRIPTION	COMMENTS	QTY.
14	024246	Breaker, 30A Manual Reset Panel Mount		1
15	021253	Boot, Circuit Breaker		1
16	F05007-27	Bolt, 3/8-16 x 3/4" Hex Head		2
17	F05011-3	Washer, 3/8" SAE Flat		2
18	F05010-19	Nut, 3/8-16 Hex Self-Locking		2
19	F05010-9	Nut, 1/4-20 Hex Self-Locking		3
20	F05011-11	Washer, 1/4 SAE Flat		2
21	F05010-129	Nut, 1/4-20 Heavy-Duty Hex Jam		1
22	F05011-69	Washer, 1/4" Interior Star Heavy-Duty Lock		2
23	F05005-31	Bolt, 1/4-20 x 1/2" Hex Head Full Thread		1
24	015266	Gasket, Front Access Panel		1
25	015376	Panel, Control Box Front Access		1
26	053354	Decal, Circuit Breaker ID (2009 LT70)		1
27	024366	Decal, Circuit Breaker ID (Autoclutch)		1
28	053355	Harness Assembly, Dual-Axis Motor Control Non-Remote		1
29	015236	<b>MOUNT WELDMENT, STANDARD CONTROL BOX</b>		1
30	F05010-20	<b>NUT, 5/16-18 SELF-LOCKING HEX</b>		4
31	F05007-52	<b>BOLT, 3/8-16 X 1" SOCKET HEAD</b>		4
32	F05011-4	<b>WASHER, 3/8" SPLIT LOCK</b>		4
33	F05011-36	<b>WASHER, 3/8" EXTERIOR STAR LOCK</b>		4
34	015400	<b>DECAL, FRONT OUTRIGGER WARNING</b>		1
35	016072	<b>DECAL, BOARD RETURN WARNING</b>		1
36	016402	<b>DECAL, READ MANUAL WARNING</b>		1
37	S11753	<b>DECAL, EAR/EYE PROTECTION WARNING</b>		1
38	S12117	<b>DECAL, 800 NUMBER</b>		1
39	S11762	<b>DECAL, UP/DOWN CAUTION</b>		1
40	036381	<b>PLATE, PEDESTAL COVER</b>		1
41	F05015-17	<b>SCREW, #10-24 X 1/2" PAN HEAD</b>		2

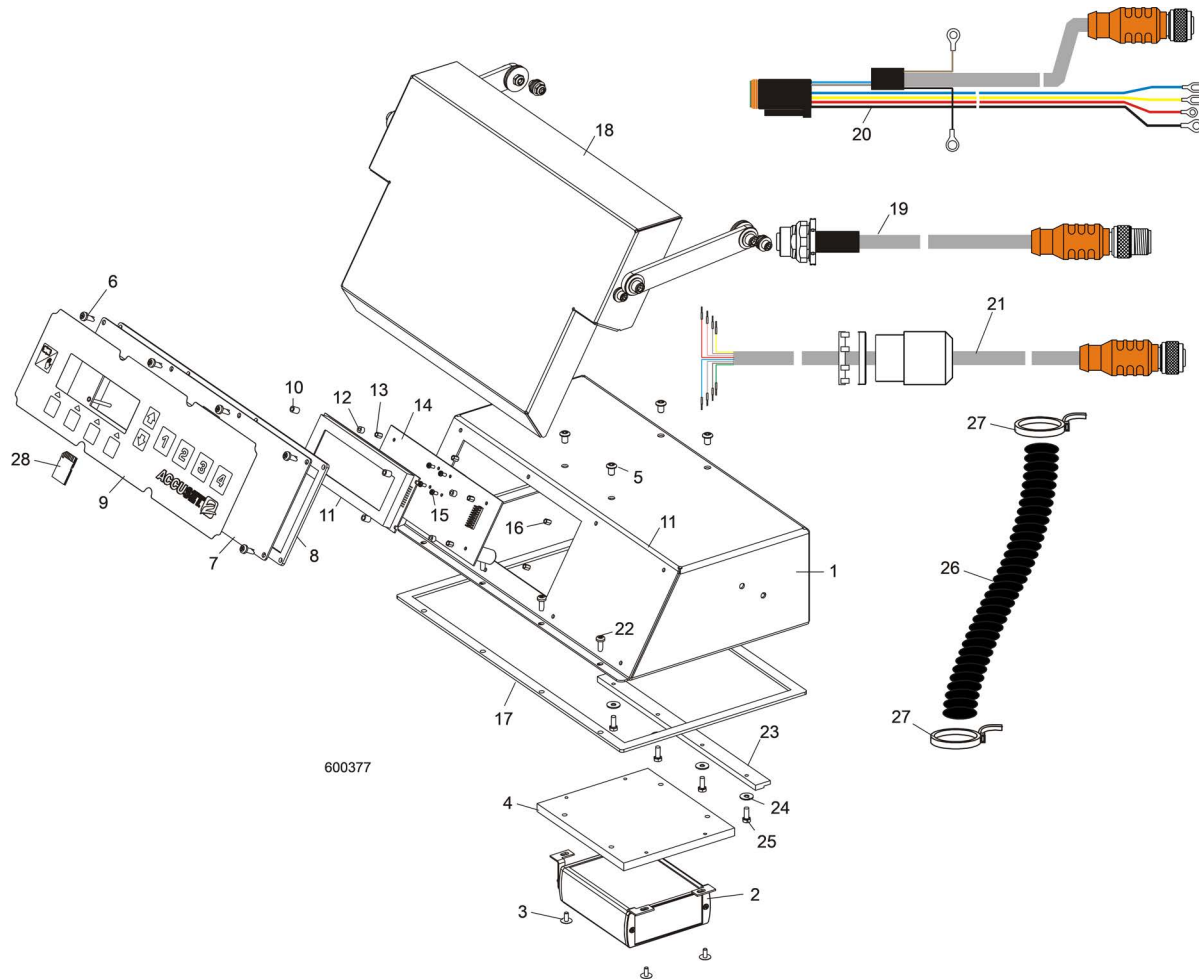
### 5.4 Accuset2 Control Assembly, Gas/Diesel (DC)



REF	PART #	DESCRIPTION	COMMENTS	QTY.
	053051	<b>CONTROL ASSEMBLY, ACCUSET 2</b>		1
1	003800	Box Weldment, Accuset 2 Control	Available in assemblies only.	1
2	057821LS-FR	Control Assembly, Accuset 2 Motor		1
	069556	PCB Assembly, Transient Voltage Suppression		1
3	F05011-14	Washer, 1/4" Split Lock		4
4	F05010-204	Nut, 1/4-20 Stainless Acorn		4
5	F05015-17	Screw, #10-24 x 1/2" Phillips Head		8
	069649	Panel Assembly, Accuset 2 Modular Front		1
6	055929	Panel Weldment, AccuSet 2 Front Module		1
7	024870	Gasket, Accuset Front Panel		1
8	052874	Switch, Accuset 2 Membrane		1
9	069650	Spacer, 1/4" OD x 5/16" Long Nylon		4
10	052900-1	Display, Accuset 2 Front Panel		1
11	024864	Spacer, 1/8" ID x 1/4" OD x 3/16" Long		4
12	024863	Spacer, 1/4" Hex Tapped		4
13	069662	PCB Assembly, Accuset 2 Replacement Control		1
14	F05005-183	Screw, #4-20 x 1/4" T10 Self-Tapping		4
15	024863	Spacer, 1/4" Hex Tapped		4
16	015980	Gasket, Accuset Control Box		1
17		Cover Parts	<a href="#">(See Section 5.11)</a>	
18	053036	Harness Assembly, Accuset 2 LT40/70 HMI		1
19	053037	Cable Assembly, LT40/70 Bridge Bypass		1
20	053696	Cable Assembly, Dual M12 to D-Sub		1
21	F05015-17	<b>SCREW, #10-24 X 1/2" PHILLIPS HEAD</b>		4

REF	PART #	DESCRIPTION	COMMENTS	QTY.
22	015296	BRACKET, ACCUSET HOLDOWN CLAMP		1
23	F05011-18	WASHER, #10 SAE FLAT		4
24	F05004-27	BOLT, #10-24 X 1/2" HEX HEAD		4
25	024323-62	CONDUIT, 5/8" SPLIT LOOM HIGH TEMP		8 in.
26	F05089-3	TIE WRAP, 3/16" X 6" BLACK UV		2
27	053225	CARD KIT, ACCUSET 2 SOFTWARE UPDATE		1
28	F05011-95	WASHER, 1/4 18-8SS NEOPRENE BOND		4

## 5.5 Accuset2 Control Assembly, Electrical (AC)

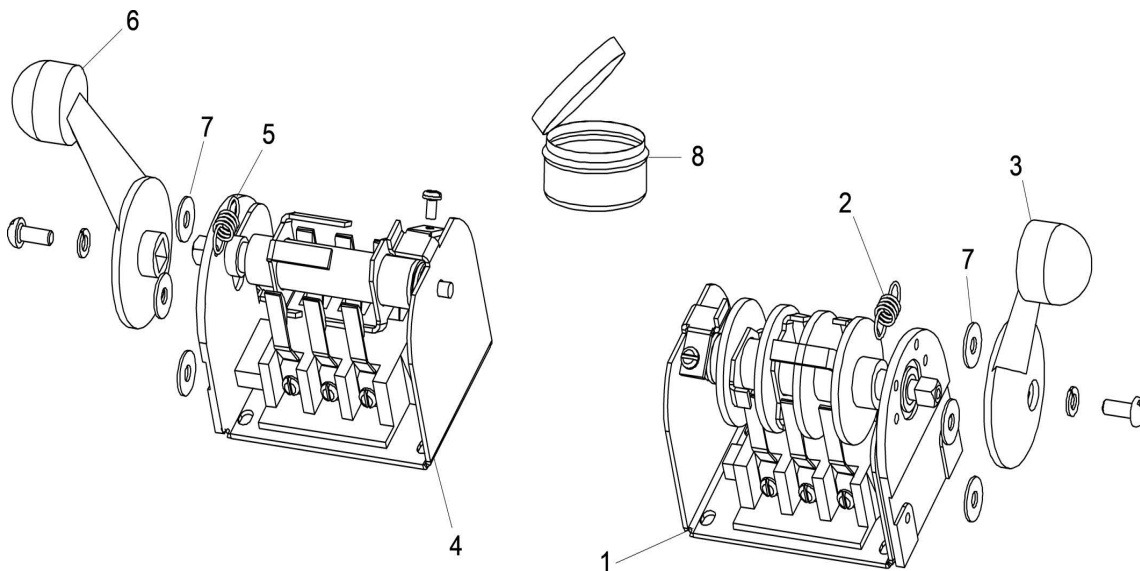


REF	PART #	DESCRIPTION	COMMENTS	QTY.
	053053	<b>CONTROL ASSEMBLY, ACCUSET 2 AC</b>		1
1	003800	Box Weldment, Accuset 2 Control	Available in assemblies only.	1
2	052892	Module, AC Drive Interface		1
3	F05005-186	Screw, #8-32 x 3/8" Flanged Button Socket Head		4
4	057810	Bracket, AC Drive Module Mount		1
5	F05005-62	Screw, 1/4-20 x 3/8" Socket Button Head		4
6	F05015-17	Screw, #10-24 x 1/2" Phillips Head		8
	069649	Panel Assembly, Accuset 2 Modular Front		1
7	055929	Panel Weldment, AccuSet 2 Front Module		1
8	024870	Gasket, Accuset Front Panel		1
9	052874	Switch, Accuset 2 Membrane		1
10	069650	Spacer, 1/4" OD x 5/16" Long Nylon		4
11	052900	Display, Accuset 2 Front Panel		1
12	024864	Spacer, 1/8" ID x 1/4" OD x 3/16" Long		4
13	024863	Spacer, 1/4" Hex Tapped		4
14	069662	PCB Assembly, Accuset 2 Replacement Control		1
15	F05005-183	Screw, #4-20 x 1/4" T10 Self-Tapping		4



REF	PART #	DESCRIPTION	COMMENTS	QTY.
16	024863	Spacer, 1/4" Hex Tapped		4
17	015980	Gasket, Accuset Control Box		1
18		Cover Parts		
19	053085	Cable Assembly, Intermediate Transducer		1
20	053156	Harness Assembly, Accuset 2 LT70 AC HMI		1
21	053192	<b>CABLE ASSEMBLY, AC DRIVE INTERFACE</b>		1
22	F05015-17	<b>SCREW, #10-24 X 1/2" PHILLIPS HEAD</b>		4
23	015296	<b>BRACKET, ACCUSET HOLDOWN CLAMP</b>		1
24	F05011-18	<b>WASHER, #10 SAE FLAT</b>		4
25	F05004-27	<b>BOLT, #10-24 X 1/2" HEX HEAD</b>		4
26	024323-62	<b>CONDUIT, 5/8" SPLIT LOOM HIGH TEMP</b>		8 in.
27	F05089-3	<b>TIE WRAP, 3/16" X 6" BLACK UV</b>		2
28	053225	<b>CARD KIT, ACCUSET 2 SOFTWARE UPDATE</b>		1

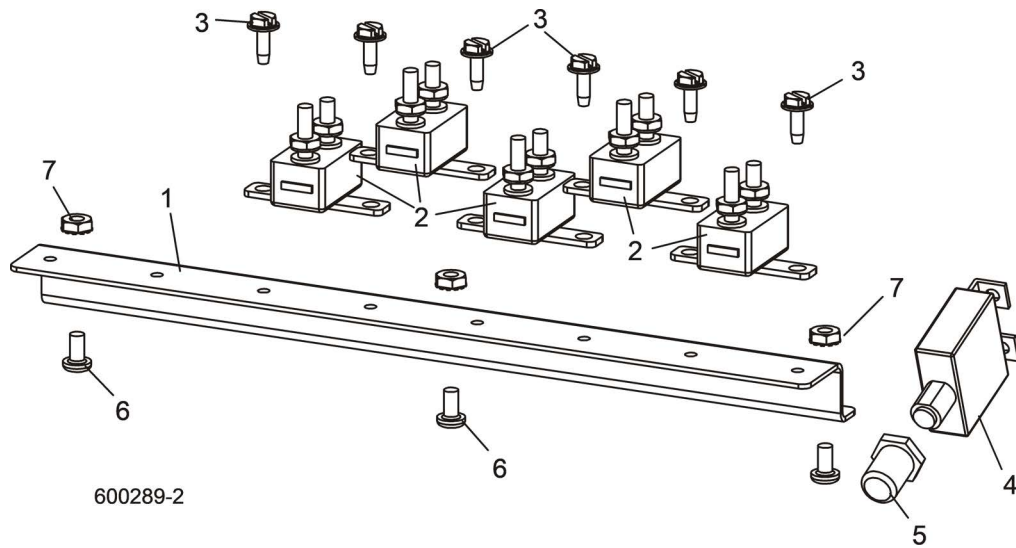
## 5.6 Drum Switches



3H0421

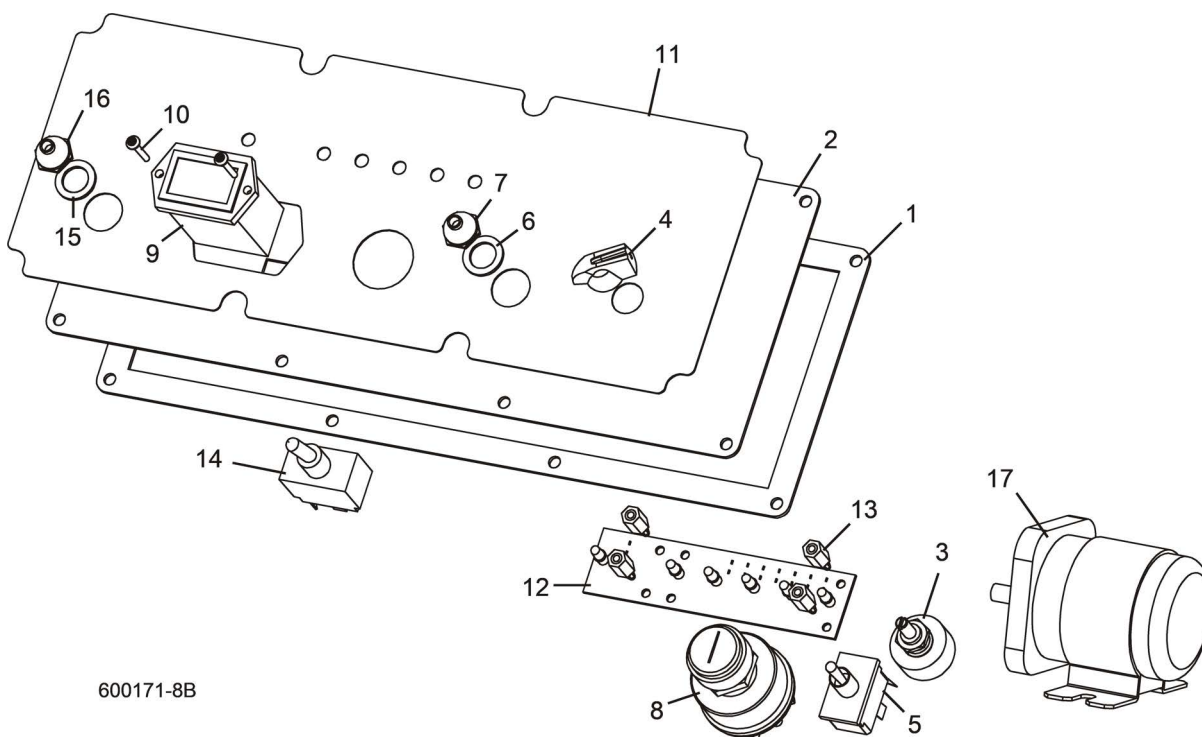
REF	PART #	DESCRIPTION	COMMENTS	QTY.
	E20440	<b>SWITCH ASSEMBLY, UP/DOWN DRUM</b>		1
1	E20440-B	Switch, S12 Bulk Drum	Available in assemblies only.	1
2	P12570	Spring, Drum Switch		1
3	P12500	Handle, Drum Switch Replacement		1
	E20439	<b>SWITCH ASSEMBLY, POWER FEED DRUM</b>		1
4	E20439-B	Switch, S11 Bulk Drum	Available in assemblies only.	1
5	P12570	Spring, Drum Switch		1
6	P12500	Handle, Drum Switch Replacement		1
7	F05011-41	<b>WASHER, #8 SAE FLAT</b>		6
8	A20463	<b>CUP ASSEMBLY, DRUM SWITCH GREASE</b>		1

## 5.7 Circuit Breakers



REF	PART #	DESCRIPTION	COMMENTS	QTY.
	015621	<b>BREAKER ASSEMBLY, SAWMILL CONTROL CIRCUIT (DC)</b>		1
	050916	<b>BREAKER ASSEMBLY, SAWMILL CONTROL CIRCUIT (AC)</b>		1
1	052826	Rail, Circuit Breaker		1
2	E20430	Breaker, 15 Amp Manual Reset		5
3	F05015-7	Screw, #10-24 x 1/2" Self-Tapping		6
4	015527	<b>BREAKER, 70 AMP MANUAL RESET PANEL MOUNT (DC ONLY)</b>		1
5	021253	<b>BOOT, CIRCUIT BREAKER</b>		1
6	F05004-3	<b>SCREW, #10-24 X 3/8" PHILLIPS PAN HEAD</b>		3
7	F05010-14	<b>NUT, #10-24 SELF LOCKING</b>		3

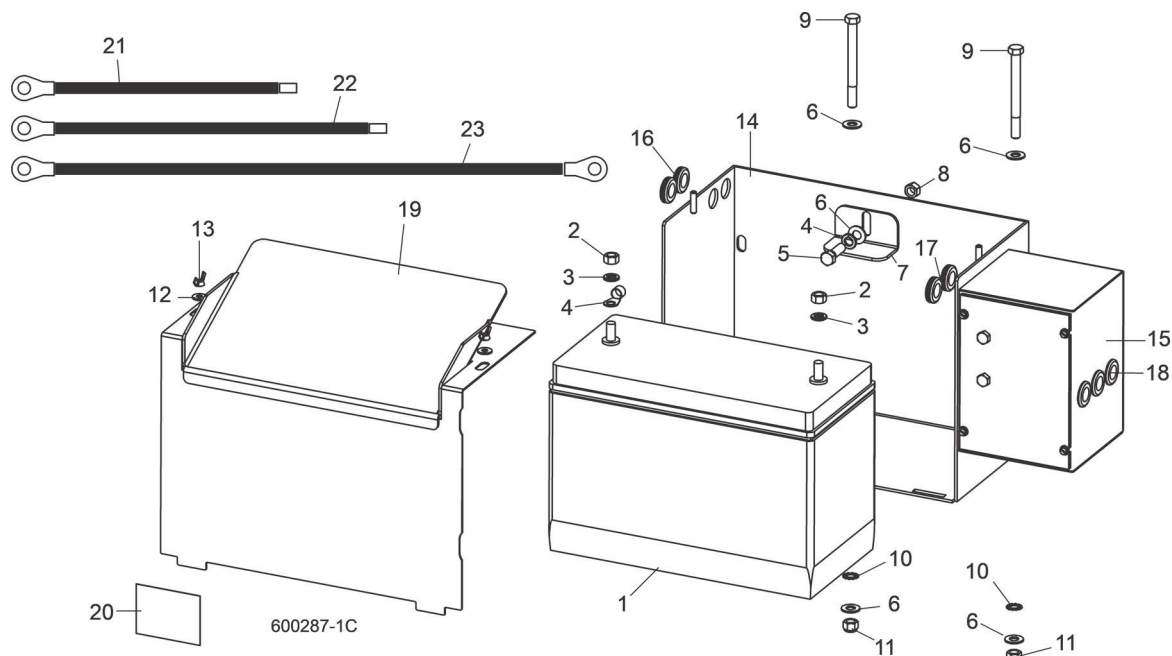
## 5.8 Front Panel Assembly & Harnesses



REF	PART #	DESCRIPTION	COMMENTS	QTY.
	051877	<b>PANEL ASSEMBLY, CONTROL FRONT D51/D55/D62</b>		1
	050299	<b>PANEL ASSEMBLY, CONTROL FRONT E25/E30</b>		1
1	015270	Gasket, Front Panel		1
2	015302	Panel Weldment, Control		1
3	024450-1	Switch Assembly, Feed Rate		1
4	P06257	Knob, Feed Rate With Set Screw		1
5	024200	Switch, Toggle		1
6	P02575	Boot, Toggle Switch Rubber		1
7	P05251-1	Washer, 1/2 x 3/4 x 1/16 Nylon		1
8	P04350	Switch, Key		1
9	015401	Meter, Hour		1
10	F05015-28	Screw, #6-32 x 1/2" Plain PH T23		2
11	015271	Decal, Control Panel (E25/E30)		1
12	015416	Board, LED Circuit (E25/E30)		1
13	023147	Spacer, 1/2"-#6 Threaded		4
		<b>DC Models Only:</b>		
14	051346	Switch, Blade Start/Stop (D51/D55/D62 Only)		1
15	P05251-1	Washer, 1/2 x 3/4 x 1/16 Nylon		1
16	P02575	Boot, Toggle Switch Rubber		1
17	016371	Solenoid Kit, 200A 12V SPST Cont. Duty		1
	015470	Solenoid, 200A 12V SPST Cont. Duty	Available in assemblies only.	1
	015426	Diode Assembly, Solenoid Coil Chassis Gnd		1
	051871	Fuse Assembly, 2004 ATO w/Holder		1
	024150-4	Fuse, 4A ATO Blade Pink		1
	052164-D55T3	<b>FUSEHOLDER, YANMAR D55T3 ENG FEED REPLACEMENT (D55 ONLY)</b>		1

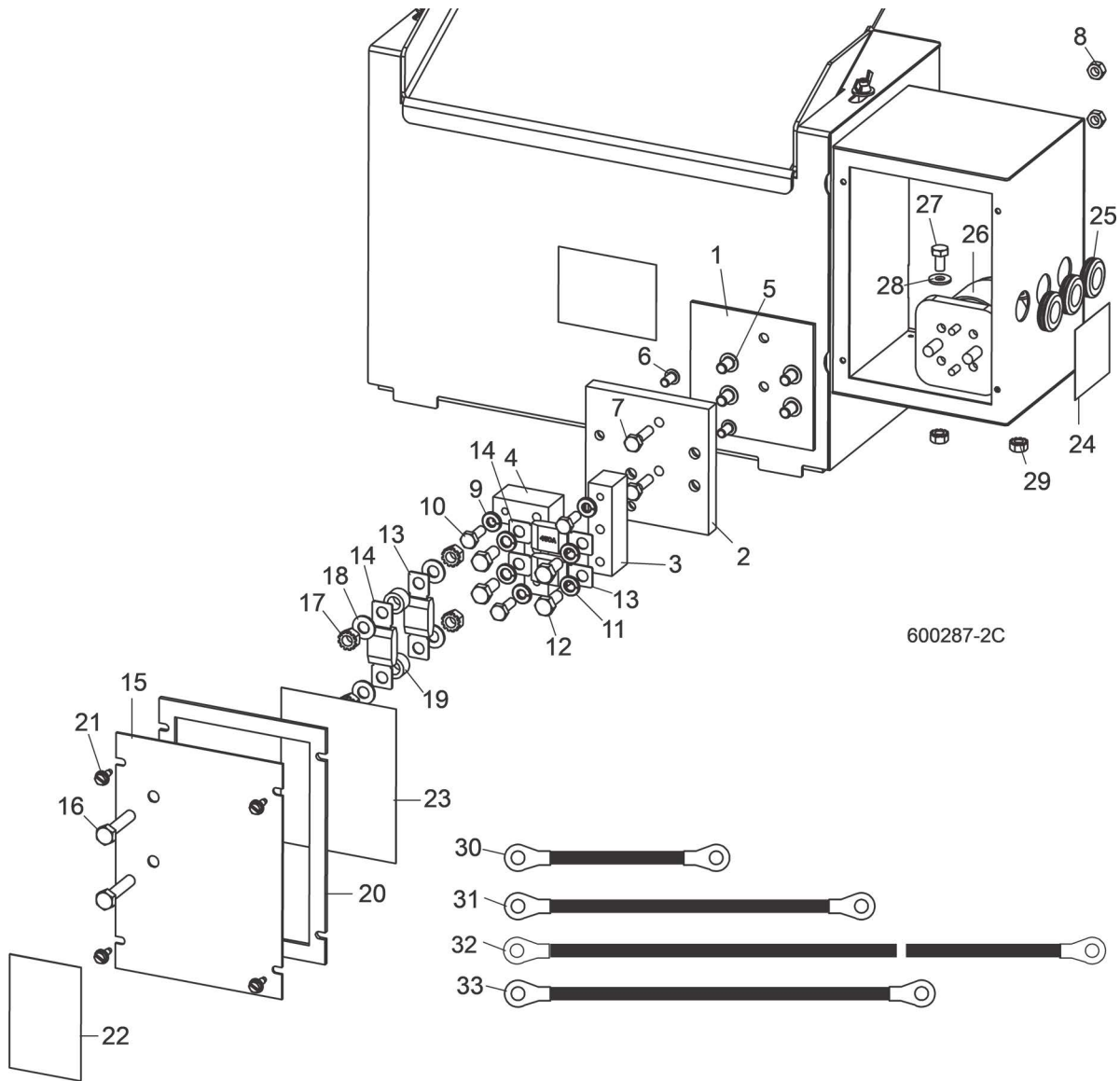
REF	PART #	DESCRIPTION	COMMENTS	QTY.
	024150-10	<b>FUSE, 10A ATO RED BLADE (D55 ONLY)</b>		1
	069387	<b>HARNESS ASSEMBLY, UPPER WIRING (D55 TIER3)</b>		1
	069385	Wire Assembly, Yanmar D55 Tier3 Throttle	( <a href="#">See D55 manual</a> for relay parts)	1
	069316	<b>HARNESS ASSEMBLY, UPPER WIRING (D51/D62 2010)</b>		1
	069565	<b>HARNESS ASSEMBLY, UPPER WIRING (E30 WIDE HEAD)</b>		1
	078252	Cable Assembly, M12 Laser 198		1
	078260	Cable Assembly, Feed Rate Pot		1
	078261	Cable Assembly, Fwd/Rev Drum Switch		1
	053192	Cable Assembly, AC Drive Interface		1
	078262	Cable Assembly, Power Feed Motor		1
	051872	<b>HARNESS ASSEMBLY, LOWER WIRING</b>		1

## 5.9 Battery Box Assembly (DC Only)



REF	PART #	DESCRIPTION	COMMENTS	QTY.
1	025841	<b>BATTERY, 12 VOLT 8A31DTM AGM</b>		1
	017674	<b>BOX ASSEMBLY, LT60/70 BATTERY</b>		1
2	F05010-1	Nut, 3/8-16 Hex		1
3	F05011-4	Washer, 3/8" Split Lock		3
4	F05092-28	Terminal, 3/8 1-2 Ga Ring NI Loose		1
5	F05007-2	Bolt, 3/8-16 x 1 1/4" Hex Head		1
6	F05011-3	Washer, 3/8" SAE Flat		5
7	017725	Bracket, Battery Hold-Down		1
8	F05010-25	Nut, 3/8-16 Hex Lock		1
9	F05007-4	Bolt, 3/8-16 x 4" Hex Head		2
10	F05011-36	Washer, 3/8" External Star Lock		2
11	F05010-10	Nut, 3/8" Hex Nylon Lock		2
12	F05011-11	Washer, 1/4" SAE Flat		2
13	F05010-13	Nut, 1/4-20 Wing		2
14	015191	Box Weldment, Battery		1
15		Fuse Box Parts	<a href="#">(See Section 7.6)</a>	
16	P11764	Grommet, 5/8" Rubber Wire		2
17	074198	Grommet, 3/4" ID 11 Gauge Thickness		2
18	074199	Grommet, 3/4" ID 16 Gauge Thickness		2
19	033976	<b>LID WELDMENT, BATTERY BOX</b>		1
20	014774	<b>DECAL, BATTERY BOX LID CAUTION</b>		1
21	036308	<b>CABLE ASSEMBLY, 1 GA X 12" 150A FUSE TO BATTERY POSITIVE</b>		1
22	036309	<b>CABLE ASSEMBLY, 1 GA X 16" 225A FUSE TO BATTERY POSITIVE</b>		1
23	036306	<b>CABLE ASSEMBLY, 1 GA X 26" BATTERY NEGATIVE TO NEG. CONTACT</b>		1

### 5.10 Fuse Box Assembly (DC Only)



600287-2C

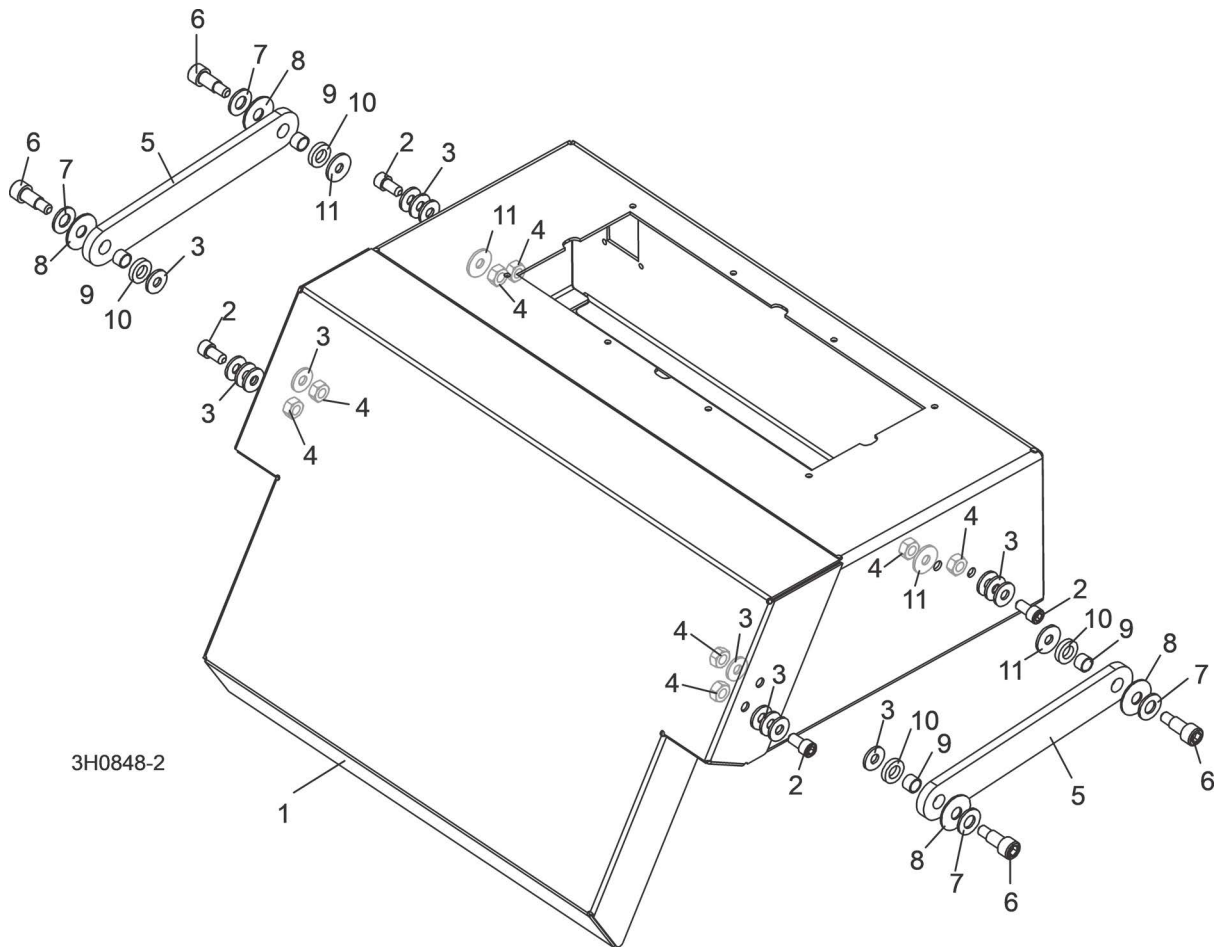
REF	PART #	DESCRIPTION	COMMENTS	QTY.
	006795	<b>BLOCK ASSEMBLY, DOUBLE FUSE</b>		1
1	056999	Plate, Fuse Block Insulator		1
2	056997	Block, Fuse Mount	Available in assemblies only.	1
3	056996	Block, 3/4" Upper Fuse		1
4	056998	Block, 3/4" Lower Fuse		2
5	F05006-20	Screw, 5/16-18 x 1/2" Socket Button Head		4
6	F05005-59	Screw, 1/4-20 x 1/2" Socket Button Head		2
7	F05005-101	Bolt, 1/4-20 x 1" Hex Head Grade 5		2
8	F05010-21	Nut, 1/4-20 Hex Lock		2
9	F05011-14	Washer, 1/4" Split Lock		3
10	F05005-123	Bolt, 1/4-20 x 3/4" Hex Head Grade 5		3
11	F05011-13	Washer, 5/16" Split Lock		4
12	F05006-102	Bolt, 5/16-18 x 3/4" Hex Head Grade 5		4
13	053339	<b>FUSE, 225A 32V MEGA</b>		2

**5** Control & Battery Boxes  
Fuse Box Assembly (DC Only)

REF	PART #	DESCRIPTION	COMMENTS	QTY.
14	053340	<b>FUSE, 450A 32V MEGA</b>		2
	006853	<b>COVER ASSEMBLY, DOUBLE FUSE BOX</b>		1
15	006851	Cover, Fuse Box		1
16	F05006-2	Bolt, 5/16-18 x 1 1/2" Hex Head Full Thread		2
17	F05010-20	Nut, 5/16-18 Hex Self-Locking		4
18	F05011-17	Washer, 5/16" SAE Flat		4
19	055323	Spacer, .39" x .625" x .39"		2
20	050283	Gasket, Fuse Box Cover		1
21	F05015-7	<b>SCREW, #10-24 X 1/2" SELF-TAPPING</b>		4
22	P10364	<b>DECAL, 12 VOLT WARNING</b>		1
23	006868	<b>DECAL, 225/450A MEGA FUSE ID</b>		1
24	P12960	<b>DECAL, HYDRAULIC CONTACT CAUTION</b>		1
25	P11764	<b>GROMMET, 5/8" RUBBER WIRE</b>		3
26	016371	<b>SOLENOID KIT, 200A 12V SPST CONT. DUTY</b>		1
	015470	Solenoid, 200A 12V SPST Cont. Duty	Available in assemblies only.	1
	015426	Diode Assembly, Solenoid Coil Chassis Gnd		1
	024451	<b>WIRE ASSEMBLY, HYDRAULIC SOLENOID VOLTAGE DROP</b>		1
27	F05005-15	<b>BOLT, 1/4-20 X 1/2" HEX HEAD</b>		2
28	F05011-11	<b>WASHER, 1/4" SAE FLAT</b>		2
29	F05010-9	<b>NUT, 1/4-20 SELF-LOCKING HEX</b>		4
30	036305	<b>CABLE ASSEMBLY, 1 GA X 6 1/2" FUSE TO SOLENOID</b>		1
31	036307	<b>CABLE ASSEMBLY, 1 GA X 14" SOLENOID TO POSITIVE CONTACT</b>		1
32	036306	<b>CABLE ASSEMBLY, 1 GA X 26" BATT. NEGATIVE TO GROUND CONTACT</b>		1
33	036309	<b>CABLE ASSEMBLY, 1 GA X 16" 225A FUSE TO BATTERY POSITIVE</b>		1



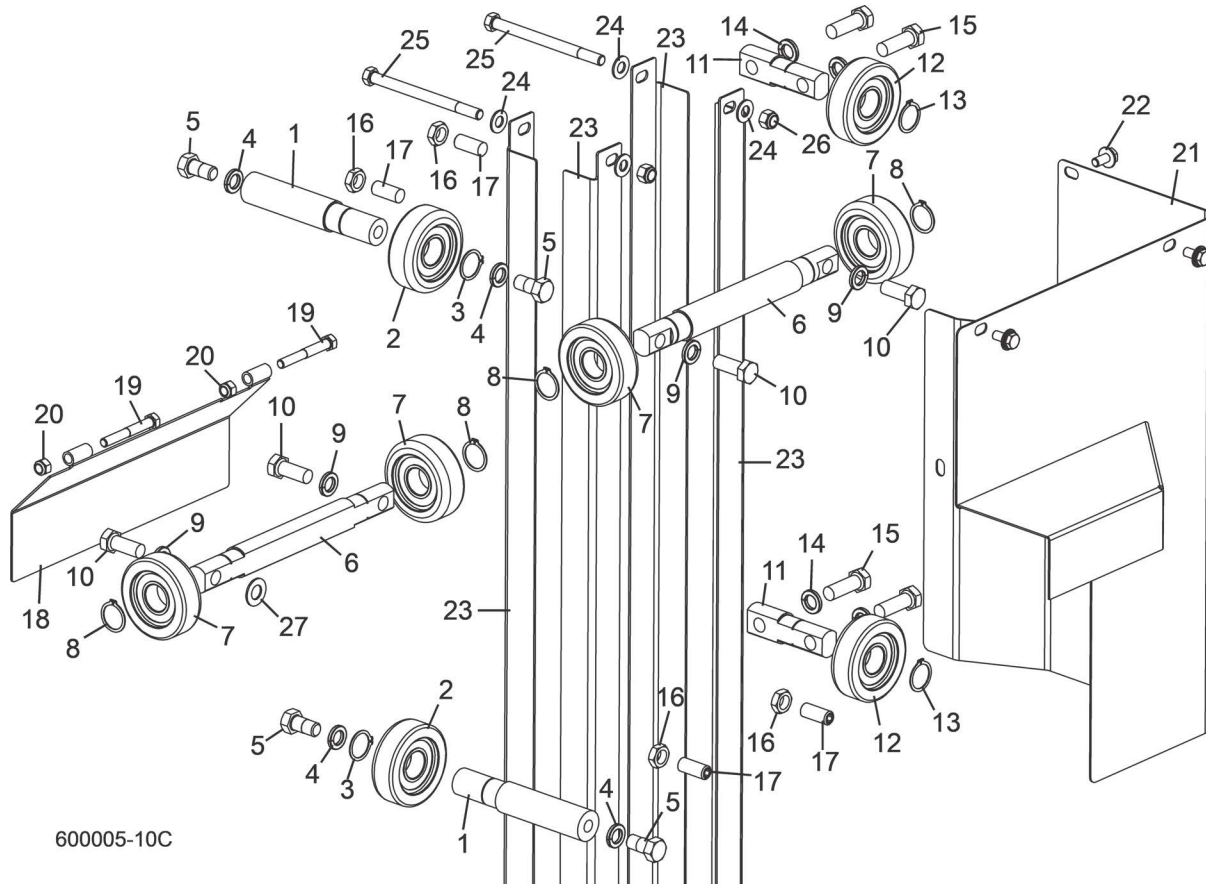
## 5.11 Accuset2 Cover Assembly



REF	PART #	DESCRIPTION	COMMENTS	QTY.
1	016703	COVER, ACCUSET CONTROL		1
2	F05005-148	SCREW, 1/4-20 X 1/2" STAINLESS SOCKET HEAD		4
3	F05011-11	WASHER, 1/4" SAE FLAT		16
4	F05010-156	NUT, 1/4-20 HEX HALF NYLON LOCK		8
5	016704	ARM, ACCUSET COVER LINK		2
6	F05006-69	BOLT, 5/16" X 1/2" SHOULDER 1/4-20 THREAD		4
7	F05011-17	WASHER, 5/16" SAE FLAT		4
8	F05011-93	WASHER, 5/16" BELLEVILLE		4
9	016655	BUSHING, 5/16" ID X 3/8" OD X 1/4" LONG BRONZE		4
10	F05011-92	WASHER, 5/16" FLAT NYLON		4
11	F05011-12	WASHER, 1/4" FENDER		4

## SECTION 6 UP/DOWN SYSTEM

### 6.1 Up/Down Rollers & Covers

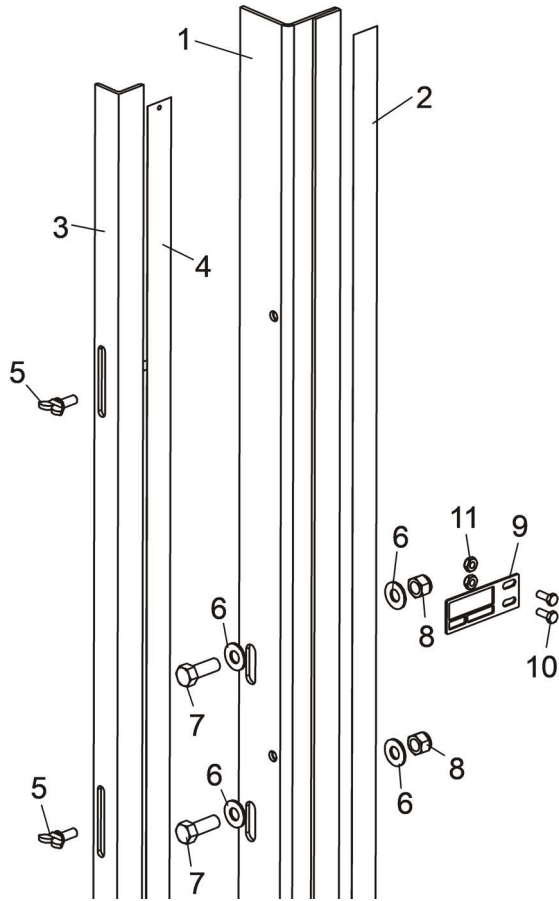


600005-10C

REF	PART #	DESCRIPTION	COMMENTS	QTY.
	034339	<b>ROLLER ASSEMBLY, INSIDE UP/DOWN</b>		2
1	033855	Shaft, Inside Up/Down Roller		1
2	023857	Bearing, MG305DDA		1
3	F04254-15	Ring, 1" Outside Retaining		1
4	F05011-9	Washer, 1/2" Split Lock		2
5	F05008-50	Bolt, 1/2-13 x 1" Hex Head Grade 2		2
	034337	<b>ROLLER ASSEMBLY, LONG UP/DOWN</b>		2
6	033853	Shaft, Long Up/Down Roller		1
7	023857	Bearing, MG305DDA		2
8	F04254-15	Ring, 1" Outside Retaining		2
9	F05011-9	Washer, 1/2" Split Lock		2
10	F05008-37	Bolt, 1/2-13 x 1 1/4" Hex Head Grade 5		2
	034338	<b>ROLLER ASSEMBLY, SHORT UP/DOWN</b>		2
11	033854	Shaft, Short Up/Down Roller		1
12	023857	Bearing, MG305DDA		1
13	F04254-15	Ring, 1" Outside Retaining		1
14	F05011-9	Washer, 1/2" Split Lock		2
15	F05008-33	Bolt, 1/2-13 x 1 1/2" Hex Head Grade 5		2
16	F05010-31	<b>NUT, 1/2-13 HEX JAM</b>		4

REF	PART #	DESCRIPTION	COMMENTS	QTY.
17	F05008-18	SCREW, 1/2-13 X 1 1/4" BRASS TIP SET		4
18	034277	COVER WELDMENT, LOWER UP/DOWN ROLLER		1
19	F05006-80	BOLT, 5/16-18 X 2 1/2" HEX HEAD GRADE 5		2
20	F05010-58	NUT, 5/16-18 NYLON LOCK		2
21	036182	COVER WELDMENT, UP/DOWN DRIVE (D51/D55/D62)		1
	036184	COVER WELDMENT, UP/DOWN DRIVE (E25/E30)		1
22	F05006-101	BOLT, 5/16-18 X 3/4" HEX WASHER HEAD		4
23	033827	ANGLE, MAST TUBE STAINLESS		4
24	F05011-3	WASHER, 3/8" SAE FLAT		8
25	F05007-5	BOLT, 3/8-16 X 5" HEX HEAD		4
26	F05010-10	NUT, 3/8-16 NYLON LOCK		4
27	074563	WASHER, .53 X 1.00 X .06		1

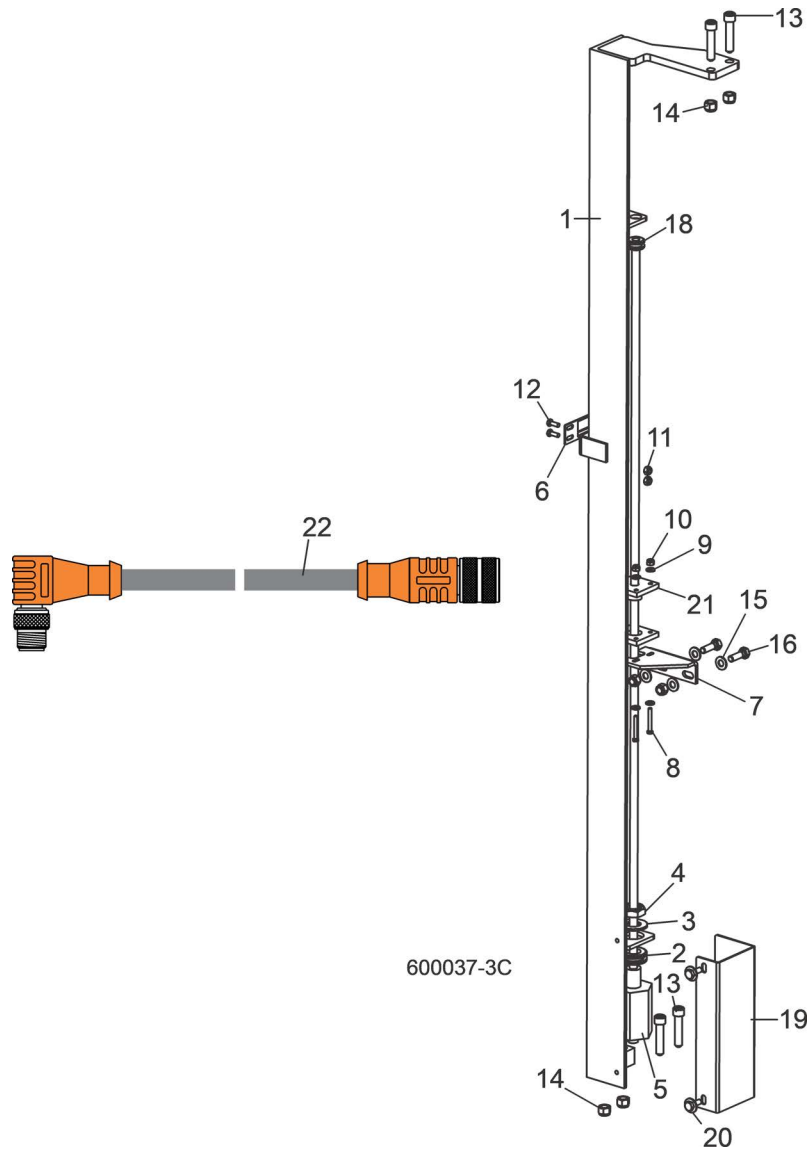
## 6.2 Blade Height & Quarter Scales



600123-2

REF	PART #	DESCRIPTION	COMMENTS	QTY.
	034372	<b>SCALE ASSEMBLY, LT60/70</b>		1
<b>1</b>	034370	Angle Weldment, Scale Mount		1
<b>2</b>	S11773	Decal, Movable Inch Scale		1
	034371	Scale Assembly, LT60/70 Quarter		1
<b>3</b>	034369	Angle, Quarter Scale Mount		1
<b>4</b>	P12819	Decal, Movable Grade Quarter Scale	Grade Quarter Scale Decal P12819 provided with sawmill. Standard Quarter Scale Decal S11774 available separately. Order Angle Mount 034369 and Standard Quarter Scale Decal S11774.	1
<b>5</b>	F05005-64	Screw, 1/4-20 x 5/8" Wing		2
<b>6</b>	F05011-3	Washer, 3/8" SAE Flat		4
<b>7</b>	F05007-7	Bolt, 3/8-16 x 1" Hex Head		2
<b>8</b>	F05010-10	Nut, 3/8-16 Hex Nylon Lock		2
<b>9</b>	017778	<b>INDICATOR, BLADE HEIGHT</b>		1
<b>10</b>	F05004-27	<b>SCREW, #10-24 X 1/2" HEX HEAD STAINLESS STEEL</b>		2
<b>11</b>	F05010-160	<b>NUT, #10-24 SELF-LOCKING HEX</b>		2

### 6.3 Accuset2 Sensor Assembly



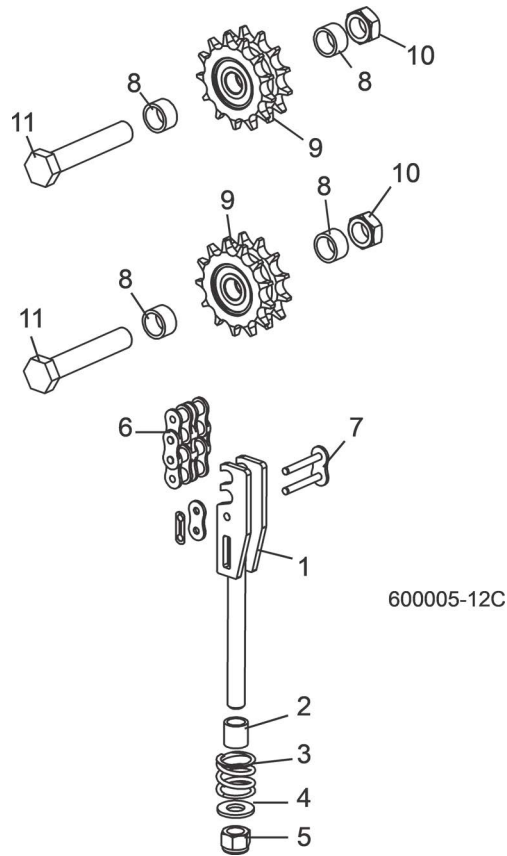
REF	PART #	DESCRIPTION	COMMENTS	QTY.
	034242	<b>TRANSDUCER ASSEMBLY, LT60/70 ACCUSET</b>	Available in assemblies only.	1
1	034239	Mount Weldment, Transducer		1
2	025247	Grommet, 3/4" ID Rubber		1
3	025250	Washer, 3/4" ID Nylon		1
4	F05010-171	Nut, 3/4-16 Hex Nylon Lock Jam		1
5	038659	Sensor, Balluff Transducer Style Z		1
	038658	Magnet, Balluff Transducer		1
6	017778	Pointer, Scale Height		1
7	033940	Plate, Transducer Ring Mount		1
8	F05004-291	Screw, #8-32 x 1 1/4" Hex Head Stainless Steel		2
9	F05011-41	Washer, #8 SAE Flat		4
10	F05010-169	Nut, #8-32 Hex Nylon Lock		2
11	F05010-160	Nut, #10-24 Hex Nylon Lock		2
12	F05004-27	Screw, #10-24 x 1/2" Hex Head Stainless Steel		2

## 6 Replacement Parts

Accuset2 Sensor Assembly

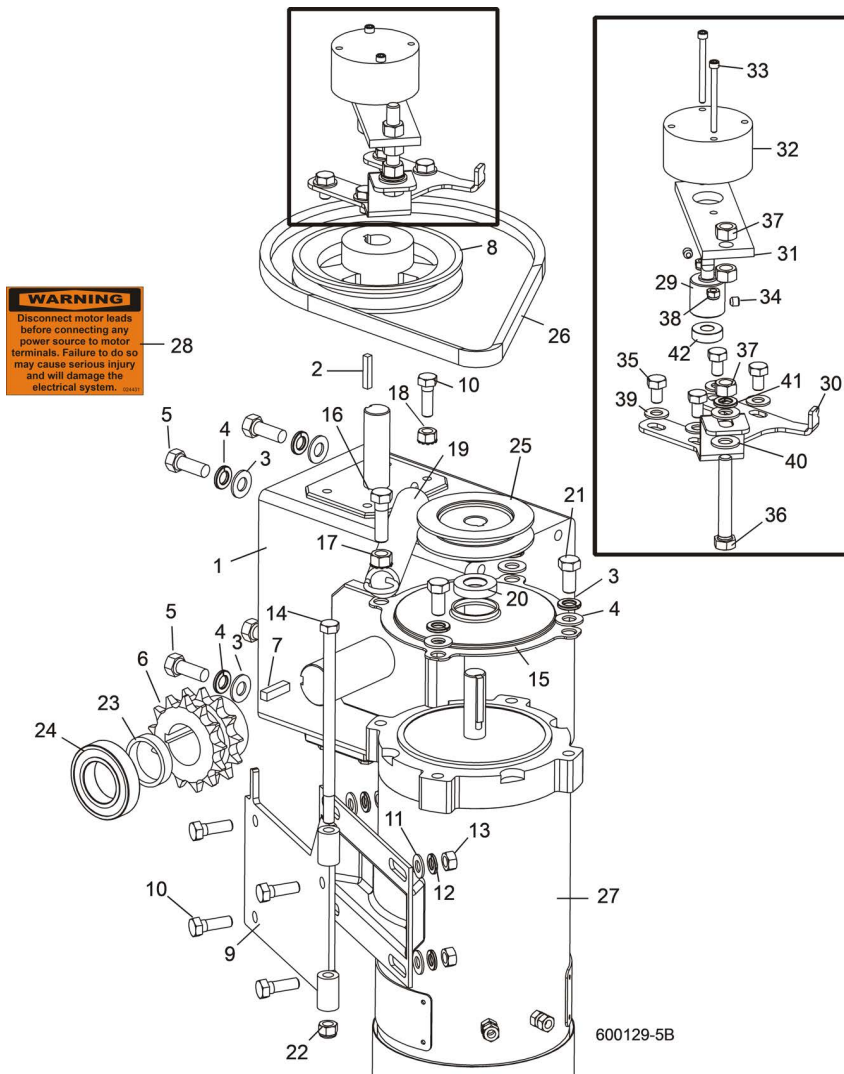
REF	PART #	DESCRIPTION	COMMENTS	QTY.
13	F05007-191	Bolt, 3/8-16 x 1 3/4" Socket Head Stainless Steel		4
14	F05010-10	Nut, 3/8-16 Hex Nylon Lock		4
15	F05011-17	Washer, 5/16" SAE Flat		2
16	F05006-1	Bolt, 5/16-18 x 1" Hex Head		2
17	F05010-58	Nut, 5/16-18 Hex Nylon Lock		2
18	025248	Grommet, 3/8" ID Rubber		1
	003185	Cover Kit, Lower Accuset Sensor		1
19	038985	Cover, LT70 Lower Accuset Sensor		1
20	F05005-134	Bolt, 1/4-20 x 3/4" Hex w/Conical Washer Head		2
	014548	Edging, 3/8" x 1/2" Black Rubber		.354 ft.
	003184-1291	Instruction Sheet, Lower Accuset Sensor Cover Retrofit		1
21	071357	Bushing, Transducer Vibration Dampener		1
	006029	<b>CABLE KIT, ACCUSET 2 TRANSDUCER REPLACEMENT</b>		1
22	052920	Cable Assembly, Accuset 2 Transducer	Available in assemblies only.	1
	F05089-5	Wire Tie, 5/16" x 15" UV Black		3

## 6.4 Up/Down Chain & Sprockets



REF	PART #	DESCRIPTION	COMMENTS	QTY.
	034238	<b>TENSIONER ASSEMBLY, LT60/70 UP/DOWN CHAIN</b>		1
1	034236	Tensioner Weldment, Up/Down Chain		1
2	016515	Spacer, Up/Down Chain Tensioner		1
3	016516	Spring, 1" OD x 1" Long x .125 Wire Compression		1
4	F05011-2	Washer, 1/2" SAE Flat		1
5	F05010-8	Nut, 1/2-13 Nylon Lock		1
6	036197	<b>CHAIN, LT60/70 UP/DOWN #50-2 X 73 1/8"</b>		1
7	015258	<b>LINK, #50-2 MASTER</b>		2
8	016018	<b>SPACER, #50-2 IDLER</b>		4
9	016019	<b>SPROCKET ASSEMBLY, #50-2 UP/DOWN IDLER</b>		2
10	F05010-96	<b>NUT, 5/8-11 HEX NYLON LOCK JAM</b>		2
11	F05009-93	<b>BOLT, 5/8-11 X 3 1/2" HEX HEAD GRADE 5</b>		2

## 6.5 Up/Down Drive Assembly

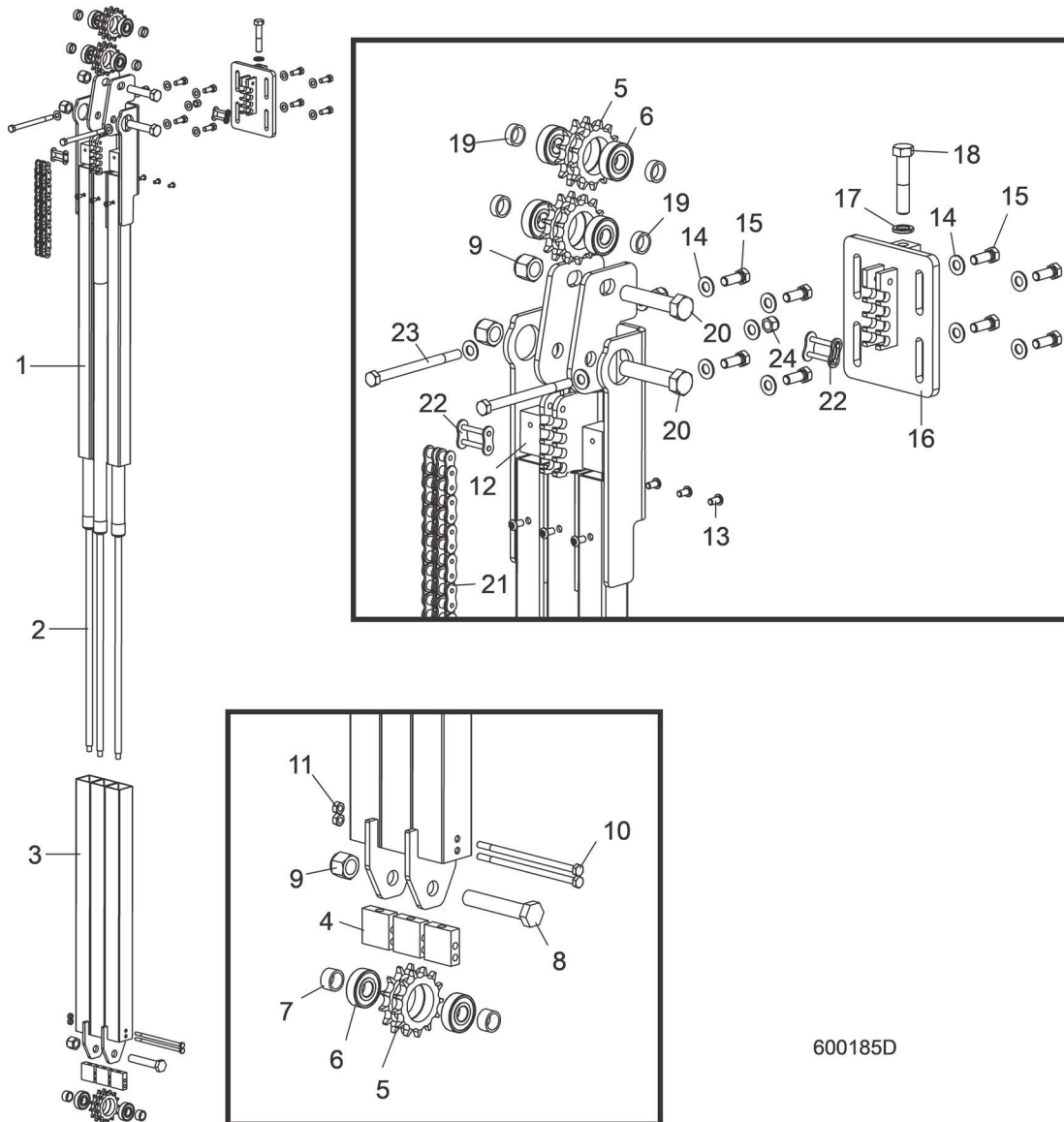


REF	PART #	DESCRIPTION	COMMENTS	QTY.
1	034908	GEAR BOX, B226-60-2-1L		1
2	S31027	KEY, 3/16" SQUARE X 1" LONG		1
3	F05011-3	WASHER, 3/8" SAE FLAT		7
4	F05011-4	WASHER, 3/8" SPLIT LOCK		7
5	F05007-7	BOLT, 3/8-16 X 1" HEX HEAD		4
6	036008	SPROCKET, DOUBLE 50-13 X 1 1/4"		1
7	S21486	KEY, 1/4" SQUARE X 1" LONG		1
8	015256	PULLEY, AK51 X 3/4" BORE		1
9	015198	BRACKET WELDMENT, UP/DOWN MOTOR MOUNT		1
10	F05006-1	BOLT, 5/16-18 X 1" HEX HEAD		5
11	F05011-17	WASHER, 5/16" SAE FLAT		4
12	F05011-13	WASHER, 5/16" SPLIT LOCK		4
13	F05010-17	NUT, 5/16-18 HEX		4
14	F05006-73	BOLT, 5/16-18 X 6" HEX HEAD GRADE 5		1
15	034475	COVER, UP/DOWN MOTOR		1
16	F05007-123	BOLT, 3/8-16 X 1 1/4" HEX HEAD GRADE 5		1



REF	PART #	DESCRIPTION	COMMENTS	QTY.
17	F05010-19	NUT, 3/8-16 HEX SELF-LOCKING		1
18	F05010-20	NUT, 5/16-18 HEX SELF-LOCKING		1
19	019303	SPRING, 1" OD X 7" LONG X .148 WIRE EXTENSION		1
20	034501	SEAL, CR6315		1
21	F05007-27	BOLT, 3/8-16 X 3/4" HEX HEAD		3
22	F05010-58	NUT, 5/16-18 NYLON LOCK		1
23	036016	SPACER, UP/DOWN SPROCKET		1
24	036007	BEARING, R20-2RS		1
25	036179	PULLEY, AK20 X 5/8" BORE (ALL AC)		1
	036675	PULLEY, AK34 X 5/8" BORE (DC WITH UP/DOWN ASSIST)		1
26	021183	BELT, 4L300 (ALL AC)		1
	036682	BELT, AX30 (DC WITH UP/DOWN ASSIST)		1
27	053682	MOTOR, 1HP 12VDC (DC ONLY)		1
	053682-BK	Brush Kit, Leeson 1HP Motor		1
	050290	MOTOR, 1HP 230/460VAC 3P 1725RPM (AC ONLY)		1
28	024431	DECAL, DISCONNECT MOTOR LEADS WARNING (DC ONLY)		1
	L04869-4	OIL, 8 OZ. MOBIL SHC634 BOTTLED SYNTHETIC GEAR	40 oz. required for complete oil replacement.	1
	062566	BRAKE ASSEMBLY, LT70 UP/DOWN RETRO (DC ONLY)	Brake added Rev. B4.03 to prevent saw head from drifting during sawing.	1
29	062511	Shaft, Up/Down Brake		1
30	062512	Plate, LT70 Up/Dn Brake Mount		1
31	062513	Plate, Brake Mount		1
	065907	Brake Assembly, LT40/50/70 Up/Down Replacement		1
32	069519	Brake, Klauber Gearmotor #K01134D300	Available in assemblies only.	1
	F05708-26	Terminal, 3/16" 18-22 Ga Quick Male		2
33	F05004-273	Bolt, #8-32 x 2" Socket Head Stainless Steel		2
34	F05005-131	Screw, 1/4-20 x 1/4" Cup Point Socket Set		2
35	F05006-15	Bolt, 5/16-18 x 1/2" Hex Head Grade 5		2
36	F05007-157	Bolt, 3/8-16 x 2 1/2" Hex Head Full Thread		1
37	F05010-1	Nut, 3/8-16 Hex		3
38	F05010-169	Nut, #8-32 Hex Nylon Lock		2
39	F05011-17	Washer, 5/16" SAE Flat		4
40	F05011-3	Washer, 3/8" SAE Flat		2
41	F05011-4	Washer, 3/8" Split Lock		1
42	P10688	Bearing, R6-2NSL SRI-2 ABEC-1		1
	069678-FR	Diode OR Assembly, Up/Down Brake LT70		1
	062566-1717	Instruction Sheet, LT70 DC Up/Down Brake Retro		1

## 6.6 Up/Down Assist Assembly (DC Only)



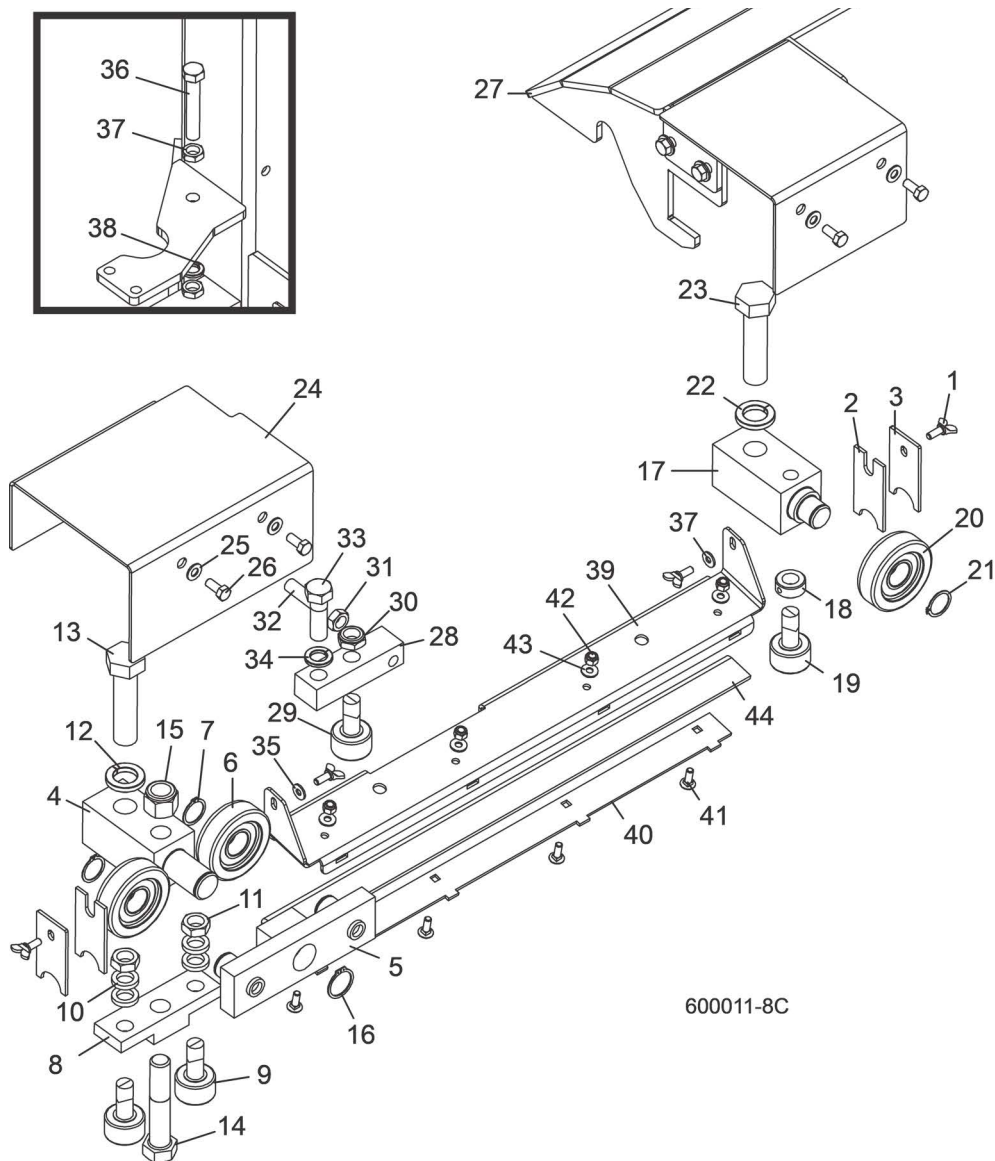
600185D

REF	PART #	DESCRIPTION	COMMENTS	QTY.
	047753	<b>ASSIST ASSEMBLY, LT70 UP/DOWN</b>		1
<b>1</b>	047754	Tube Weldment, Upper Assist		1
<b>2</b>	010032	Spring Assembly, 562 Lb Gas w/Wiper		3
	010026	Spring, LT70 562lbs Gas LT70	Available in assemblies only.	1
	038628	Wiper, .542" Gas Spring Rubber		1
<b>3</b>	047755	Tube Weldment, Lower Assist		1
<b>4</b>	079150	Block, Spring Assist Mount LT70		3
	016019	Sprocket Assembly, #50-2 Idler		3
<b>5</b>	015202	Sprocket, D50B13 Modified		1
<b>6</b>	P06030-1	Bearing, 5/8" ID x 1.7548" OD x .4724"		1
<b>7</b>	016018	Spacer, 50-2 Idler		2
<b>8</b>	F05009-93	Bolt, 5/8-11 x 3 1/2" Hex Head Grade 5		1
<b>9</b>	F05010-34	Nut, 5/8-11 Hex Nylon Lock		3
<b>10</b>	F05005-82	Bolt, 1/4-20 x 5 1/2" Hex Head Grade 5		2

REF	PART #	DESCRIPTION	COMMENTS	QTY.
11	F05010-21	Nut, 1/4-20 Hex Lock		2
12	047922	Block, Upper Gas Spring Mount		3
13	F05005-59	Screw, 1/4-20 x 1/2" Button Socket Head		6
14	F05011-3	Washer, 3/8" SAE Flat		12
15	F05007-87	Bolt, 3/8-16 x 1" Hex Head Grade 5		8
16	047924	Mount Weldment, Up/Down Assist		1
17	F05011-9	Washer, 1/2" Split Lock		1
18	F05008-74	Bolt, 1/2-13 x 2 1/2" Hex Head Grade 5		1
19	047921	Spacer, 50-2 Idler		4
20	F05009-37	Bolt, 5/8-11 x 3" Hex Head Grade 5		2
21	036680	Chain, #50-2 Up/Down Assist		1
22	015258	Link, #50-2 Master		2
23	F05007-5	Bolt, 3/8-16x5" Hex Head		2
24	F05010-10	Nut, 3/8-16 Hex Nyloc		2

## SECTION 7 FEED SYSTEM & TRACK ROLLERS

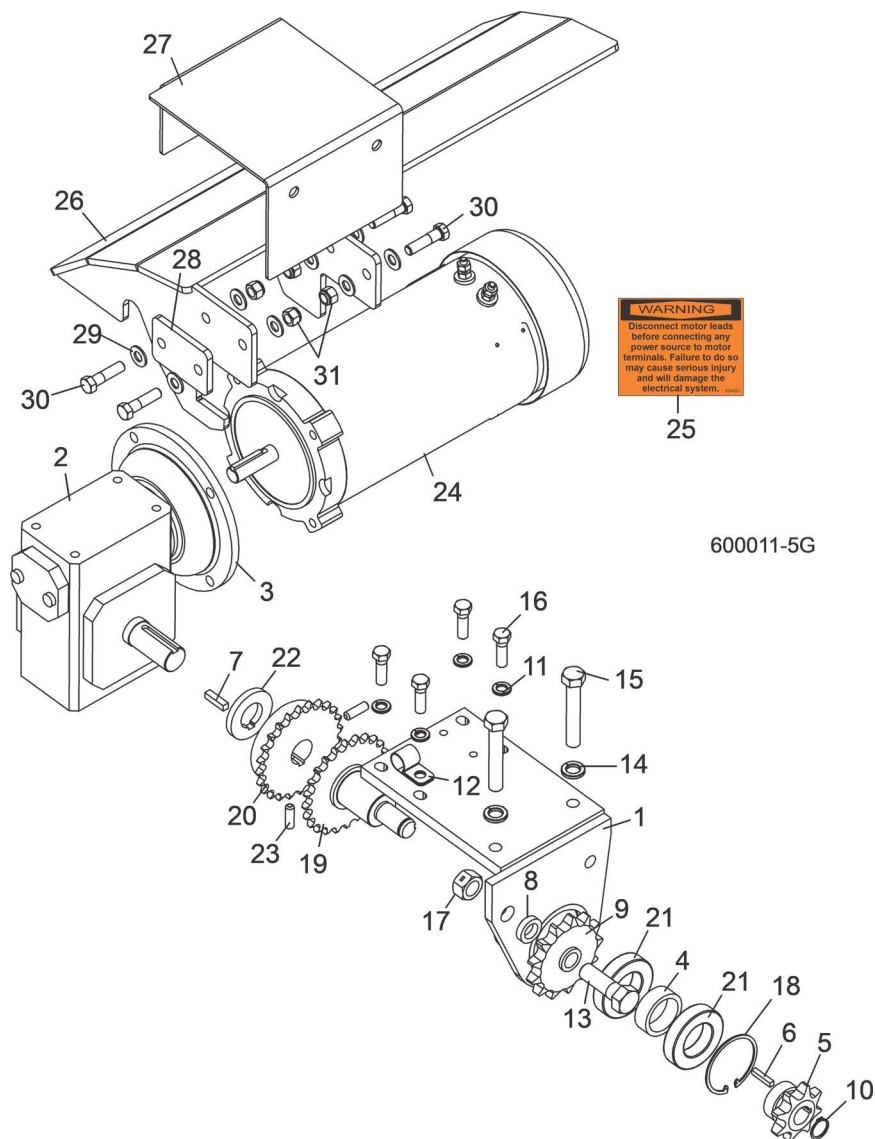
### 7.1 Upper Track Rollers And Wipers



REF	PART #	DESCRIPTION	COMMENTS	QTY.
1	F05005-64	BOLT, 1/4-20 X 5/8" WING		4
2	M04113	WIPER, TOP RAIL		2
3	034229	PLATE, TRACK WIPER		2
	042506	ROLLER ASSEMBLY, FRONT UPPER TRACK		1
4	042505	Block, Upper Roller Mount		1
5	042507	Block Assembly, Upper Roller		1
6	023857	Bearing, MG305DDA		2
7	F04254-15	Ring, 1" Outer Retaining		2
8	042500	Block, Track Bearing Mount		1
9	012797	Bearing, 1 1/2" Track		2
10	S12480	Spacer, 41/64" x 1" x 3/16"		4
11	F05010-11	Nut, 5/8-18 Hex Jam		2

REF	PART #	DESCRIPTION	COMMENTS	QTY.
12	F05011-46	Washer, 7/8" Split Lock		1
13	F05014-1	Bolt, 7/8-14 x 3 1/2" Hex Head Grade 5		1
14	F05013-3	Bolt, 3/4-10 x 4" Hex Head Grade 5		1
15	F05010-103	Nut, 3/4-10 Hex Nylon Lock		1
16	F04254-36	Ring, 1 1/8" Outer Retaining		1
	034231	<b>ROLLER ASSEMBLY, REAR UPPER TRACK</b>		1
17	034230	Block, Upper Roller Mount		1
18	P05035	Collar, 5/8" ID Lock		1
19	012797	Bearing, 1 1/2" Track		1
20	023857	Bearing, MG305DDA		1
21	F04254-15	Ring, 1" Outer Retaining		1
22	F05011-46	Washer, 7/8" Split Lock		1
23	F05014-1	Bolt, 7/8-14 x 3 1/2" Hex Head Grade 5		1
24	033942	<b>COVER, FRONT UPPER TRACK ROLLER</b>		1
25	F05011-17	<b>WASHER, 5/16" SPLIT LOCK</b>		4
26	F05006-102	<b>BOLT, 5/16-18 X 3/4" HEX HEAD</b>		4
27	See Parts	<b>POWER FEED MOTOR GUARD PARTS</b>	<i>(See Section 9.2)</i>	1
28	017884	<b>BLOCK, MIDDLE UPPER TRACK ROLLER MOUNT</b>		1
29	012797	<b>BEARING, 1 1/2" TRACK</b>		1
30	F05010-101	<b>NUT, 5/8-18 NYLON HEX JAM</b>		1
31	F05010-16	<b>NUT, 1/2-20 HEX JAM</b>		1
32	F05008-112	<b>SCREW, 1/2-20 X 1 3/4" FLAT POINT SET</b>		1
33	F05009-2	<b>BOLT, 5/8-11 X 2" HEX HEAD</b>		1
34	F05011-118	<b>WASHER, 5/8" SPLIT LOCK GRADE 8</b>		1
35	F05011-11	<b>WASHER, 1/4" SAE FLAT</b>		2
36	F05008-7	<b>BOLT, 1/2-13 X 3 FULL THREAD HEX HEAD TAP</b>		1
37	F05010-31	<b>NUT, 1/2-13 JAM</b>		2
38	F05011-9	<b>WASHER, 1/2 SPLIT LOCK</b>		1
	110614	<b>COVER ASSEMBLY, LT28/35/70 TRACK</b>		1
39	110610	Cover, Mid Track, LT28, LT35, LT70		1
40	110611	Retainer, Felt Oiler		1
41	F05005-113	Bolt, 1/4-20x3/4 Carriage		4
42	F05010-69	Nut, 1/4-20 Nylock		4
43	F05011-11	Washer, 1/4 SAE Flat		4
44	S09915	Felt, Middle Track Oiler LT40/50/70		1

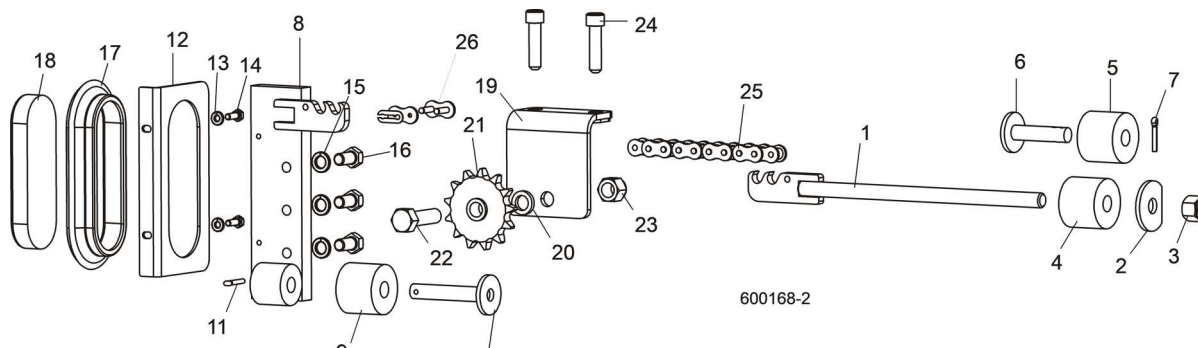
## 7.2 Power Feed Assembly



REF	PART #	DESCRIPTION	COMMENTS	QTY.
	034860	<b>POWER FEED ASSEMBLY</b>	Power feed assembly modified to improve durability (6/15). Changes include adding 034223 Sprocket, 074702 Shaft Weldment, F04254-46 Ring and S31027 Key (included in 074747 Power Feed Assembly); removing 017723 Sprocket, 034855 Shaft Weldment, F05007-7 Bolt, S02779 Washer, S03060 Key; changing quantity of F05011-4 Washer to 4.	1
1	034850	Bracket Weldment, Power Feed Mount		1
2	034843	Gearbox, Power Feed		1
3	057444	Plate, Gearbox Adaptor		1
4	034856	Spacer, 1.185 x 1.5 x .428		1
5	034223	Sprocket, 60B8 x 3/4"		1
6	S31027	Key, 3/16" Square x 1" Long		1
7	S21486	Key, 1/4" Square x 1" Long		1

REF	PART #	DESCRIPTION	COMMENTS	QTY.
8	017719	Spacer, .63 x 1.00 x .226		1
9	034224	Sprocket, 60BB13H x 5/8" Idler		1
10	F04254-46	Ring, 3/4" 5100-75 Ext Retaining		1
11	F05011-4	Washer, 3/8" Split Lock		4
12	010748	Clamp, 5/8" EMT Coated		1
13	F05009-2	Bolt, 5/8-11 x 2" Hex Head Gr2		1
14	F05011-9	Washer, 1/2" Split Lock		2
15	F05008-62	Bolt, 1/2-20 x 3" Hex Head Full Thread		2
16	F05007-123	Bolt, 3/8-16 x 1 1/4" Hex Head Full Thread Grade 5		4
17	F05010-4	Nut, 5/8-11 Swaged Hex		1
18	F04254-12	Ring, 62mm IR		1
19	074702	Shaft Weldment, LT60/70 Power Feed		1
20	034851	Sprocket, 40B24 x1		1
21	034852	Bearing, 6007-2RS 35x62x14		2
22	034857	Spacer, 1.03" ID x 2" OD x 3/8" Keyed		1
23	F05006-165	Screw, 5/16-18x1 SH Set, Cup Point		2
	036196	Chain, Double #40 x 11 1/2"		1
	017724	Link, #40 x 2 Connecting		1
	L04869-4	Oil, 8 Oz. Mobil SHC634 Bottled Synthetic Gear	12 - 15 oz. required for complete oil replacement.	1
24	053679	<b>MOTOR, 1HP 12VDC POWER FEED (DC ONLY)</b>	Replaces 3/4HP 12VDC Power Feed Motor 024169 (Rev. B4.11). Power Feed Motor 024169 included Brush Kit 024167, Fan 016087, Fan Guard 061146 and 3/16" Square x 1" Long Key S31027.	1
	047998	Guard, Motor Fan		1
	047999	Hub, Motor Fan Extension		1
	S31027	Key, 3/16" Square x 1" Long		1
	024167	Brush Kit, 3/4HP 12V DC Leeson Motor		1
	050291	<b>MOTOR, 1.5HP 230/460VAC 3P 1725RPM POWER FEED (AC ONLY)</b>		1
25	024431	<b>DECAL, DISCONNECT MOTOR LEADS WARNING (DC ONLY)</b>		1
	038878-A	<b>GUARD ASSEMBLY, LT70 FEED MOTOR (OPTIONAL)</b>		1
26	038877	Guard Weldment, LT70 Feed Motor		1
27	038876	Guard, Top Track Roller		1
28	038874	Plate, LT70 Power Feed Guard Spacer		1
29	F05011-3	Washer, 3/8" SAE Flat		8
30	F05007-78	Bolt, 3/8-16 x 1 1/2" Hex Head Grade 5		4
31	F05010-10	Nut, 3/8-16 Hex Nylon Lock		4

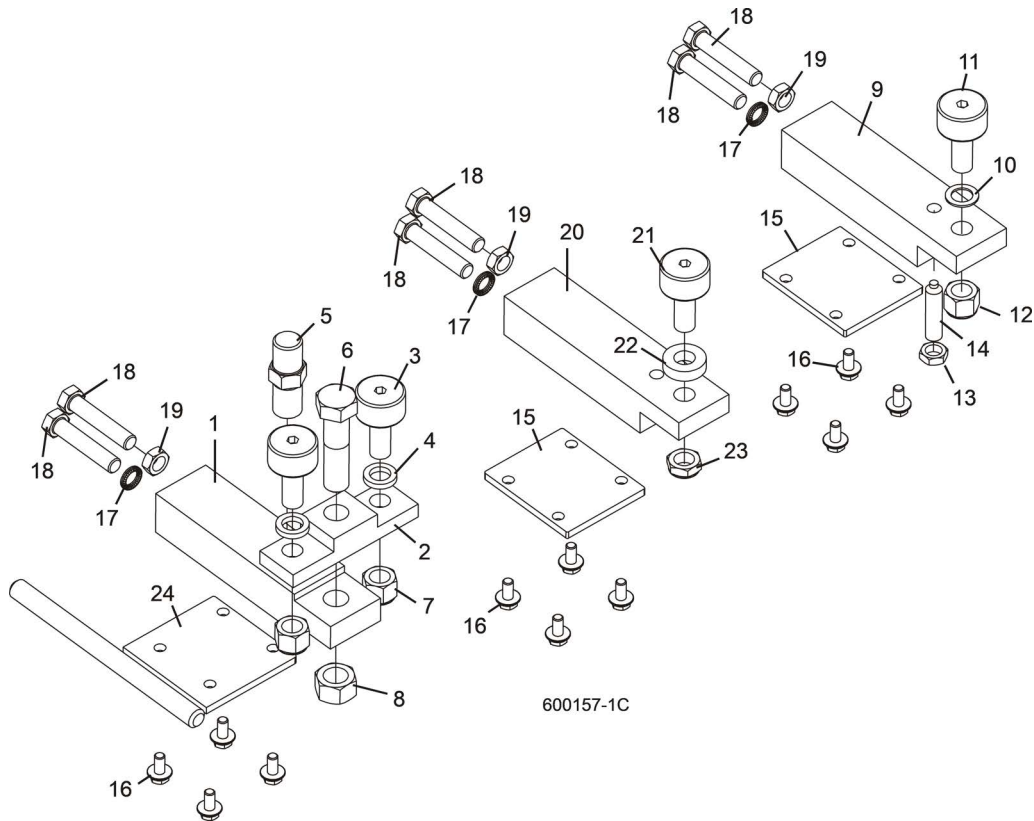
### 7.3 Feed Chain/Stop



REF	PART #	DESCRIPTION	COMMENTS	QTY.
	034556	<b>STOP ASSEMBLY, FRONT POWER FEED</b>		1
1	034421	Tensioner Weldment, Power Feed Chain		1
2	017838	Washer, 21/32" x 2 1/4" x 3/16" D		1
3	F05010-34	Nut, 5/8-11 Nylon Lock		1
4	P12165	Stop, Rubber Carriage		1
	K09630	Stop Kit, Rubber Carriage		1
5	P12165	Stop, Rubber Carriage		1
6	W09293	Pin, Rubber Carriage Stop		1
7	F05012-21	Pin, 3/16" X 1" Cotter		1
	006721	<b>STOP ASSEMBLY, REAR POWER FEED W/LIGHT</b>		1
8	036493	Stop Weldment, Rear Power Feed		1
9	P12165	Stop, Rubber Carriage		1
10	034423	Pin, Rear Carriage Stop		1
11	F05012-21	Pin, 3/16" X 1" Cotter		1
12	057822	Plate, Bed Tube End		1
13	F05011-14	Washer, 1/4" Split Lock		2
14	F05005-1	Bolt, 1/4-20 x 3/4" Hex Head		2
15	F05011-9	Washer, 1/2" Split Lock		3
16	F05008-128	Bolt, 1/2-13 x 1" Hex Head Grade 8		3
17	006688	Grommet, 6 1/2" Light Mounting		1
18	006391	Light, 8 Diode LED Tail		1
	034228	<b>IDLER ASSEMBLY, #60 POWER FEED CHAIN</b>		1
19	034227	Plate Weldment, Power Feed Idler		1
20	S12480	Spacer, 41/64" x 1" x 3/16"		1
21	034224	Sprocket, 60BB13H x 5/8" Idler		1
22	F05009-80	Bolt, 5/8-18 x 2 1/4" Hex Head Grade 5		1
23	F05010-71	Nut, 5/8-18 Nylon Lock		1
24	F05008-133	Bolt, 1/2-13 x 2" Socket Head		2
25	017842	<b>CHAIN, #60 X 286 1/2" POWER FEED</b>		1
26	042398	<b>LINK, #60 MASTER</b>		2



## 7.4 Lower Track Rollers



REF	PART #	DESCRIPTION	COMMENTS	QTY.
	036344	<b>ROLLER ASSEMBLY, FRONT LOWER TRACK</b>		1
1	036325	Block, Front Lower Track Roller Mount		1
2	042500	Block, Track Bearing Mount		1
3	012797	Bearing, 1 1/2" Track Roller		2
4	S12480	Spacer, 41/64" x 1" x 3/16"		2
5	036324	Pin, Safety Lock (Threaded)		1
6	F05013-5	Bolt, 3/4-10 x 3" Hex Head Grade 5		1
7	F05010-101	Nut, 5/8-18 Hex Nylon Lock		2
8	F05010-80	Nut, 3/4-10 Hex Lock		1
	034232	<b>ROLLER ASSEMBLY, REAR LOWER TRACK</b>		1
9	034234	Block, Rear Lower Track Roller Mount		1
10	016510	Shim, 5/8" x 1" x 1/16"		1
11	012797	Bearing, 1 1/2" Track Roller		1
12	F05010-11	Nut, 5/8-18 Hex Jam		1
13	F05010-31	Nut, 1/2-13 Hex Jam		1
14	F05008-137	Screw, 1/2-13 x 2" Brass Tip Set		1
15	033880	<b>PLATE, LOWER TRACK ROLLER RETAINER</b>		2
16	F05006-101	<b>BOLT, 5/16-18 X 3/4" HEX HEAD W/FLAT &amp; LOCK WASHER</b>		12
17	F05011-125	<b>WASHER, 1/2" NORD-LOCK</b>		3
18	F05008-135	<b>BOLT, 1/2-20 X 2 1/2" HEX HEAD FULL THREAD GRADE 5</b>		6
19	F05010-16	<b>NUT, 1/2-20 HEX JAM</b>		3
	017887	<b>ROLLER ASSEMBLY, MIDDLE LOWER TRACK</b>		1

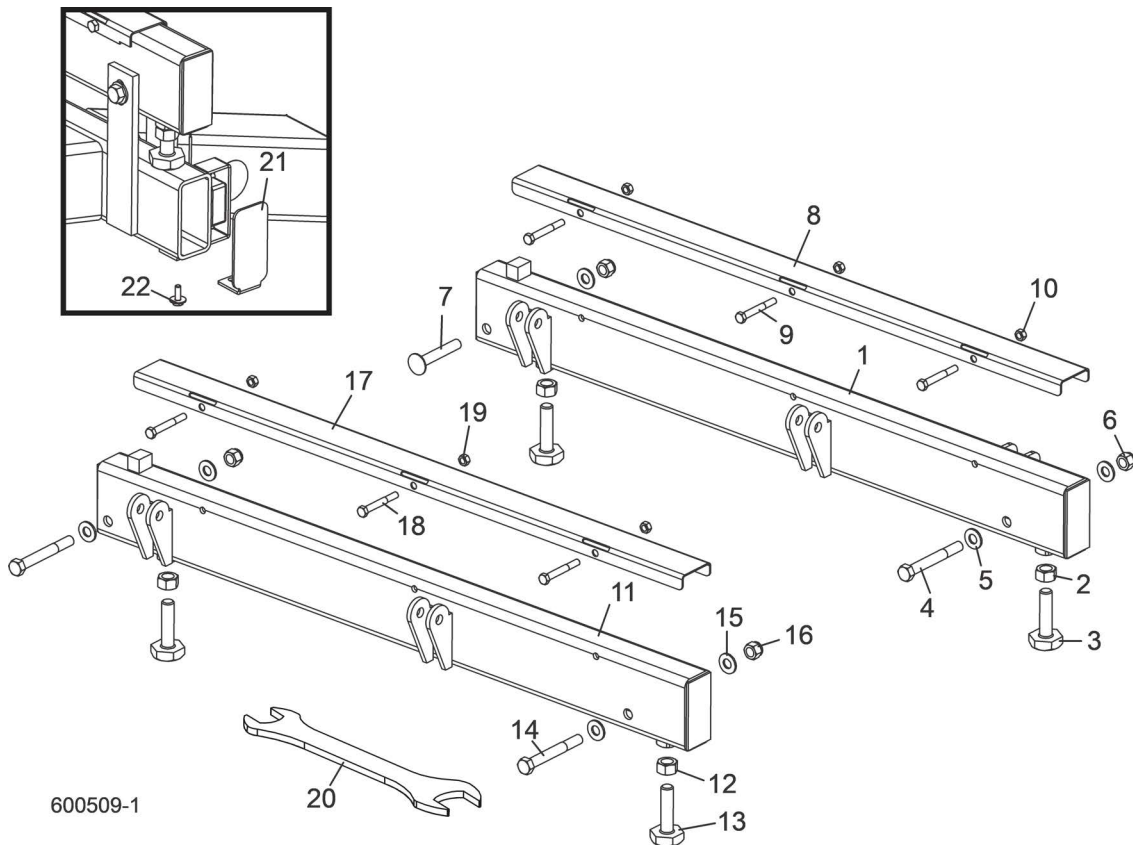
**7** Power Feed System  
Lower Track Rollers

---

REF	PART #	DESCRIPTION	COMMENTS	QTY.
20	034234	Block, Lower Track Roller Mount		1
21	012797	Bearing, 1 1/2" Track Roller		1
22	034674	Spacer		1
23	F05010-101	Nut, 5/8-18 Nylon Lock Jam		1
24	036473	<b>PLATE WELDMENT, FRONT LOWER TRACK ROLLER W/DEFLECTOR</b>		1

## SECTION 8 BED FRAME ASSEMBLY

### 8.1 Bed Rail Assembly, Front And Rear



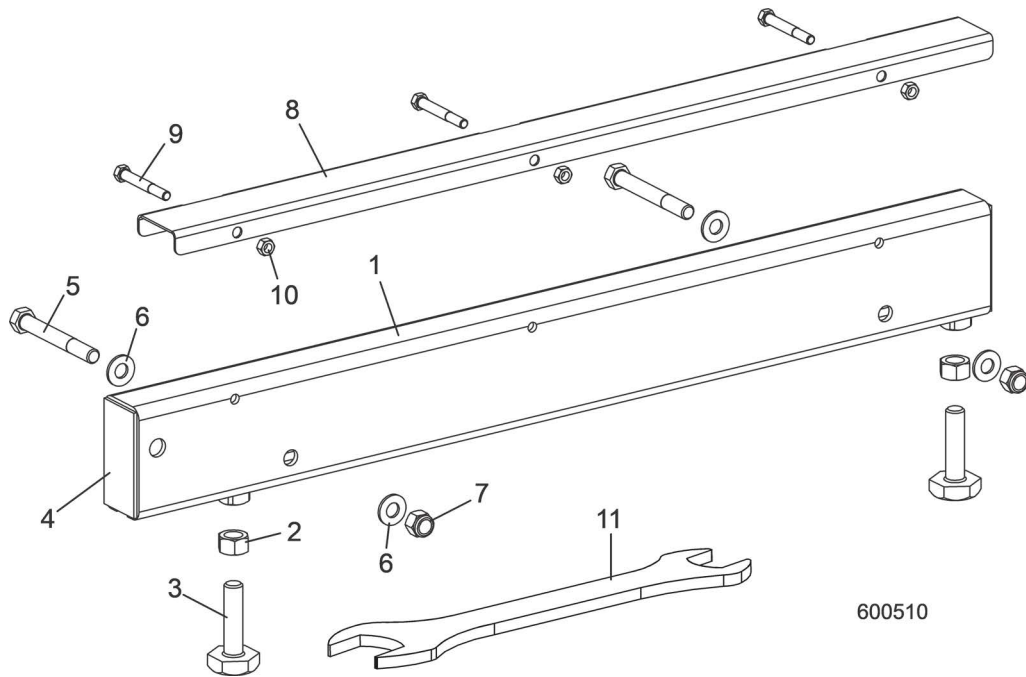
600509-1

REF	PART #	DESCRIPTION	COMMENTS	QTY.
	034551	<b>BED RAIL ASSEMBLY, REAR PAINTED (LT60/70 BED 4)</b>		1
1	034547	Tube Weldment, Bed Rail 4		1
2	F05010-5	Nut, 5/8-11 Hex		2
3	S13006	Bolt, Bed Rail Adjustment		2
4	F05008-78	Bolt, 1/2-13 X 4" Hex Head		1
5	F05011-2	Washer, 1/2" SAE Flat		3
6	F05010-8	Nut, 1/2-13 Nylon Lock		2
7	F05008-94	Bolt, 1/2-13 x 3 1/2" Carriage		1
	079144	Cover Kit, Front/Rear Bed Rail SS		1
8	016898	Cover, Stainless Steel Bed Rail		1
9	F05006-10	Bolt, 5/16-18 X 2 1/2" Hex Head		3
10	F05010-6	Nut, 5/16-18 Hex Lock		3
		Hydraulic Toe Board Parts	<a href="#">(See Section 11.20)</a>	
	034548	<b>BED RAIL ASSEMBLY, FRONT PAINTED (LT60/70 BED 1)</b>		1
11	034544	Tube Weldment, Bed Rail 1		1
12	F05010-5	Nut, 5/8-11 Hex		2
13	S13006	Bolt, Bed Rail Adjustment		2
14	F05008-78	Bolt, 1/2-13 X 4" Hex Head		2

**8** **Bed Frame Assembly**  
*Bed Rail Assembly, Front And Rear*

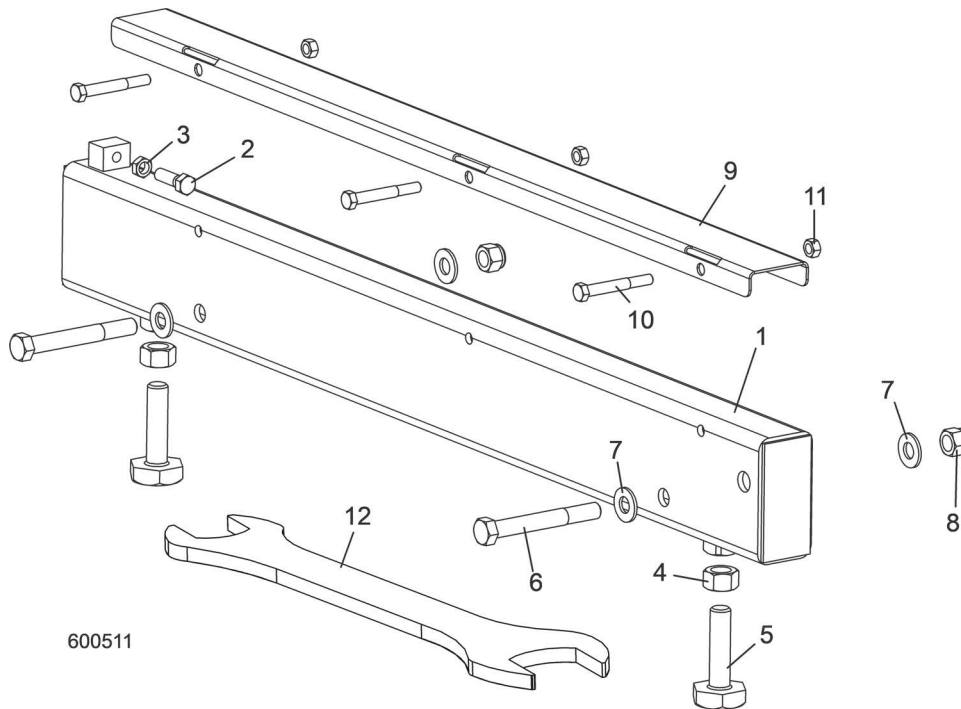
REF	PART #	DESCRIPTION	COMMENTS	QTY.
15	F05011-2	Washer, 1/2" SAE Flat		4
16	F05010-8	Nut, 1/2-13 Nylon Lock		2
	079144	Cover Kit, Front/Rear Bed Rail SS		1
17	016898	Cover, Stainless Steel Bed Rail		1
18	F05006-10	Bolt, 5/16-18 X 2 1/2" Hex Head		3
19	F05010-6	Nut, 5/16-18 Hex Lock		3
		Hydraulic Toe Board Parts	<a href="#">(See Section 11.20)</a>	
20	015970	<b>WRENCH, BED RAIL ADJUSTMENT</b>		1
21	038843	<b>CAP, BED RAIL REMOVABLE END</b>		2
22	F05005-134	<b>BOLT, 1/4-20 X 3/4" W/CONICAL WASHER HEAD</b>		2

## 8.2 Bed Rail Assembly, Middle Front



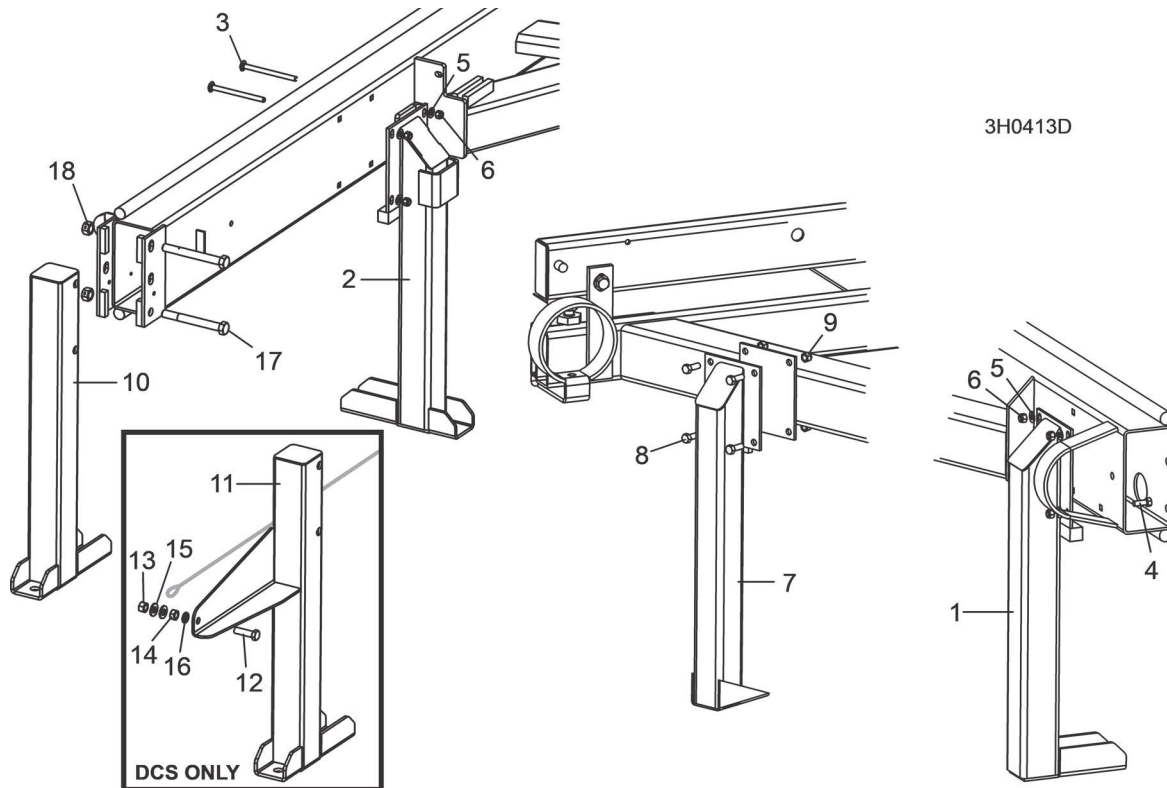
REF	PART #	DESCRIPTION	COMMENTS	QTY.
	034549	<b>BED RAIL ASSEMBLY, FRONT MIDDLE (LT60/70 BED 2)</b>		1
1	034545	Bed Rail Tube, Short	Available in assemblies only.	1
2	F05010-5	Nut, 5/8-11 Hex		2
3	S13006	Bolt, Bed Rail Adjustment		2
4	S04058	Plate, Bed Rail End Cap	Available in assemblies only.	2
5	F05008-78	Bolt, 1/2-13 X 4" Hex Head Grade 5		2
6	F05011-2	Washer, 1/2" SAE Flat		4
7	F05010-8	Nut, 1/2-13 Nylon Lock		2
	A09956	Cover Assembly, Stainless Steel Bed Rail (Long)		1
8	S09944	Cover, Stainless Steel Bed Rail	Available in assemblies only.	1
9	F05006-10	Bolt, 5/16-18 X 2 1/2" Hex Head		3
10	F05010-6	Nut, 5/16-18 Hex Lock		3
11	015970	<b>WRENCH, BED RAIL ADJUSTMENT</b>		1

### 8.3 Bed Rail Assembly, Middle Rear



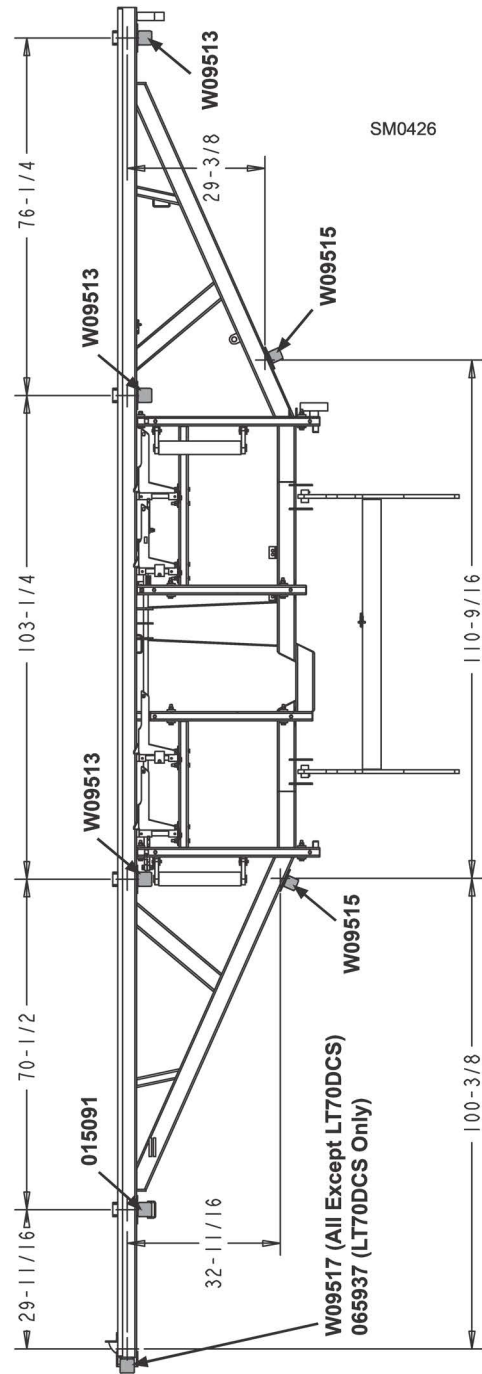
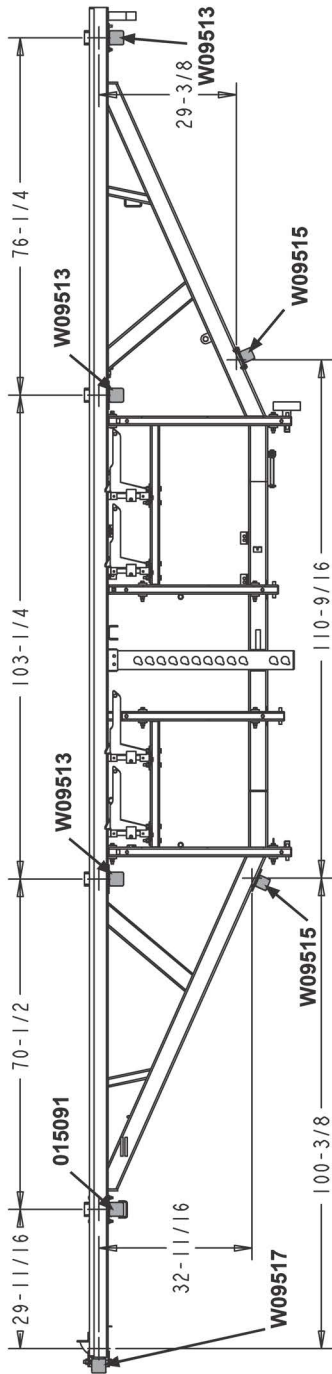
REF	PART #	DESCRIPTION	COMMENTS	QTY.
	034550	<b>BED RAIL ASSEMBLY, REAR MIDDLE PAINTED (LT60/70 BED 3)</b>		1
1	034546	Tube Weldment, Bed Rail 3		1
2	F05007-2	Screw, 3/8-16x1 1/4 HHC		1
3	F05010-29	Nut, 3/8-16 Hex Jam		1
4	F05010-5	Nut, 5/8-11 Hex		2
5	S13006	Bolt, Bed Rail Adjustment		2
6	F05008-78	Bolt, 1/2-13 X 4" Hex Head Grade 5		2
7	F05011-2	Washer, 1/2" SAE Flat		4
8	F05010-8	Nut, 1/2-13 Nylon Lock		2
	A09956	Cover Assembly, Stainless Steel Bed Rail (Long)		1
9	S09944	Cover, Stainless Steel Bed Rail	Available in assemblies only.	1
10	F05006-10	Bolt, 5/16-18 X 2 1/2" Hex Head		3
11	F05010-6	Nut, 5/16-18 Hex Lock		3
12	015970	<b>WRENCH, BED RAIL ADJUSTMENT</b>		1

### 8.4 Leg Assembly (Stationary)



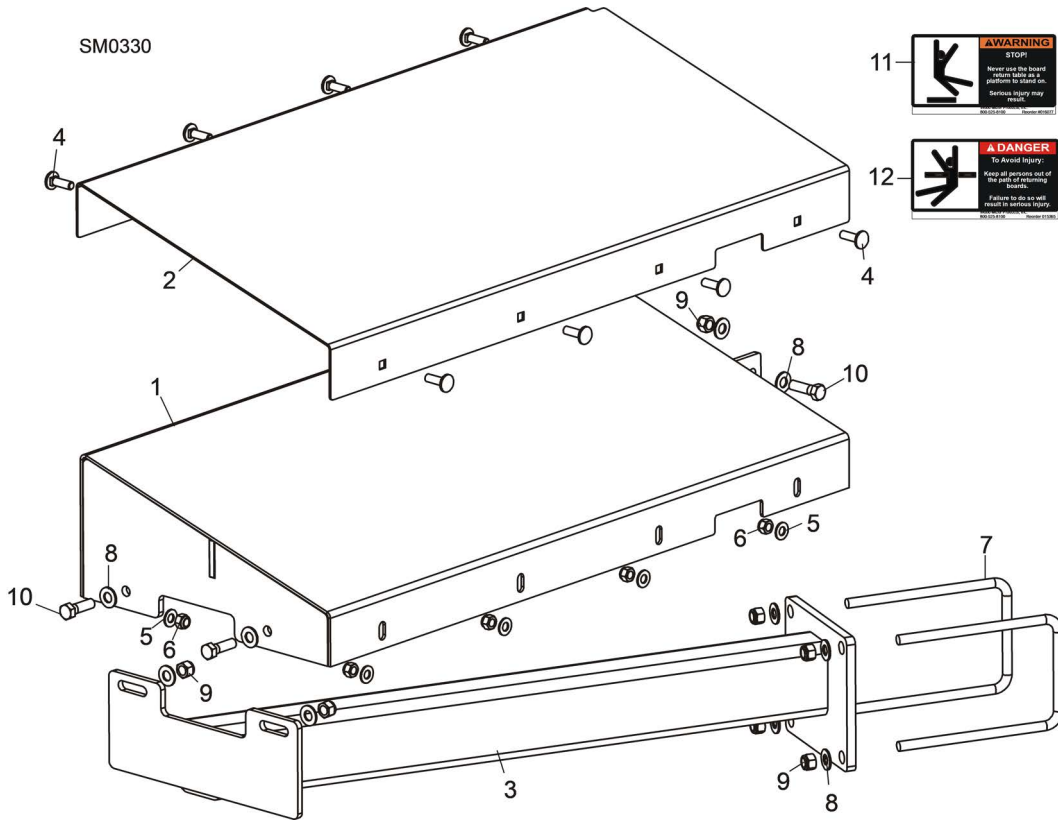
REF	PART #	DESCRIPTION	COMMENTS	QTY.
		<i>See Form #847</i> or diagram below for stationary sawmill foot anchor locations		
		<i>See Form #359</i> for stationary sawmill w/bed extension foot anchor locations		
1	W09513	<b>LEG, LONG STATIONARY</b>		3
2	015091	<b>LEG, LONG STATIONARY W/BOARD RETURN TABLE BRACKET</b>		1
3	F05007-113	<b>BOLT, 3/8-16 X 5" CARRIAGE HEAD</b>		12
4	F05007-2	<b>BOLT, 3/8-16 X 1 1/4" HEX HEAD</b>		4
5	F05011-3	<b>WASHER, 3/8" SAE FLAT</b>		16
6	F05010-10	<b>NUT, 3/8-16 HEX NYLON LOCK</b>		16
7	W09515	<b>LEG, SHORT STATIONARY</b>		2
8	F05007-2	<b>BOLT, 3/8-16 X 1 1/4" HEX HEAD</b>		8
9	F05010-10	<b>NUT, 3/8-16 HEX NYLON LOCK</b>		8
10	W09517	<b>LEG, FRONT STATIONARY (ALL EXCEPT LT70DCS)</b>		1
	065937	<b>LEG ASSEMBLY, FESTOON FRONT STATIONARY (LT70DCS ONLY)</b>		1
11	065935	Leg Weldment, Festoon Stationary Front		1
12	F05008-88	Bolt, 1/2-13 x 1 3/4" Full Thread Hex Head Grade 5		1
13	F05010-3	Nut, 1/2-13 Swaged Hex		1
14	F05010-35	Nut, 1/2-13 Free Hex		1
15	F05011-2	Washer, 1/2" SAW Flat		2
16	F05011-9	Washer, 1/2" Split Lock		1

REF	PART #	DESCRIPTION	COMMENTS	QTY.
17	F05009-11	BOLT, 5/8-11 X 5 1/2" HEX HEAD GRADE 5 (ALL EXCEPT LT70DCS)		2
18	F05010-4	NUT, 5/8-11 HEX LOCK (ALL EXCEPT LT70DCS)		2



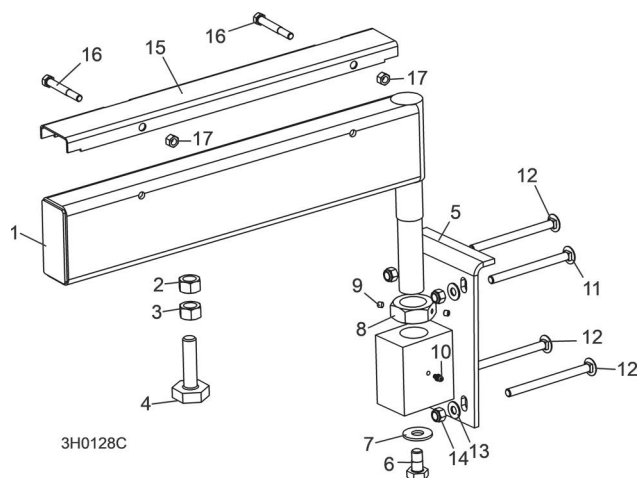


## 8.5 Board Return Table Assembly



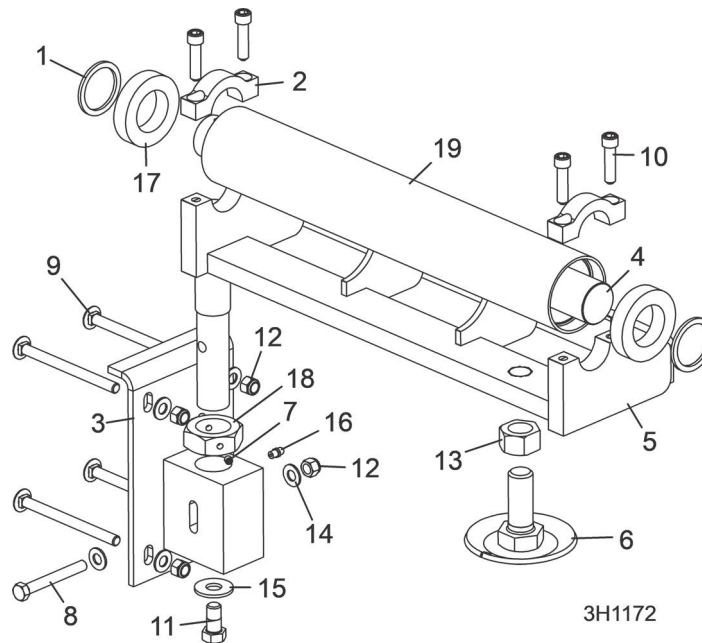
REF	PART #	DESCRIPTION	COMMENTS	QTY.
	003264	TABLE ASSEMBLY, BOARD RETURN		1
	003270	TABLE ASSEMBLY, BOARD RETURN ()		1
1	055515	Table Weldment, Board Return		1
2	003259	Cover, Board Return Table		1
3	055533	Mount Weldment, Board Return Table		1
	038992	Mount Weldment, Board Return Table ()		1
4	F05006-9	Bolt, 5/16-18 x 1" Carriage Head		8
5	F05011-17	Washer, 5/16" SAE Flat		8
6	F05010-58	Nut, 5/16-18 Nylon Lock		8
7	003207	Bolt, 3/8-16 x 4" x 5" 'U'		2
8	F05011-3	Washer, 3/8" SAE Flat		10
9	F05010-10	Nut, 3/8-16 Hex Nylon Lock		7
10	F05007-123	Bolt, 3/8-16 x 1 1/4" Hex Head Grade 5		3
11	016077	Decal, Board Return Table Warning		1
12	015365	Decal, Board Return Danger		1

## 8.6 Pivot Bed Rail Assembly



REF	PART #	DESCRIPTION	COMMENTS	QTY.
	A13015	<b>PIVOT BED RAIL ASSEMBLY (LT70HD)</b>		1
	012993	<b>PIVOT BED RAIL ASSEMBLY (LT60HD)</b>		2
<b>1</b>	W13014	Pivot Bed Rail Weldment (LT70HD)	Available in assemblies only.	1
	012992	Pivot Bed Rail Weldment (LT60HD)	Available in assemblies only.	1
<b>2</b>	F05010-84	Nut, 5/8-11 Pilot Weld		2
<b>3</b>	F05010-5	Nut, 5/8-11 Hex		2
<b>4</b>	S13006	Bolt, Bed Rail Adjustment		2
<b>5</b>	W13090	Bracket, Pivot Rail Mounting		1
<b>6</b>	F05008-50	Bolt, 1/2-13 x 1" Hex Head Grade 2		1
<b>7</b>	F05011-52	Washer, 9/16" SAE Flat		1
<b>8</b>	S13016	Nut, Pivot Rail Adjustment		1
<b>9</b>	F05005-42	Screw, 1/4-28 x 1/4" Brass Tip Set		2
<b>10</b>	P04107	Fitting, 3/16" Grease		1
<b>11</b>	F05007-114	<b>BOLT, 3/8-16 X 4 3/4" CARRIAGE HEAD</b>		2
<b>12</b>	F05007-113	<b>BOLT, 3/8-16 X 5" CARRIAGE HEAD</b>		6
<b>13</b>	F05011-3	<b>WASHER, 3/8" SAE FLAT</b>		8
<b>14</b>	F05010-10	<b>NUT, 3/8-16 NYLON LOCK</b>		8
	017710	<b>COVER KIT, PIVOT RAIL STAINLESS STEEL (LT70HD)</b>		2
	015926	<b>COVER KIT, PIVOT RAIL STAINLESS STEEL (LT60HD)</b>		2
<b>15</b>	S13012	Cover, Stainless Steel Pivot Bed Rail (LT70HD)		1
	012994	Cover, Stainless Steel Pivot Bed Rail (LT60HD)		1
<b>16</b>	F05006-10	Bolt, 5/16-18 X 2 1/2" Hex Head		2
<b>17</b>	F05010-6	Nut, 5/16-18 Hex Lock		2
	015970	<b>WRENCH, BED RAIL ADJUSTMENT</b>	<i>(See Section 10.1)</i>	1

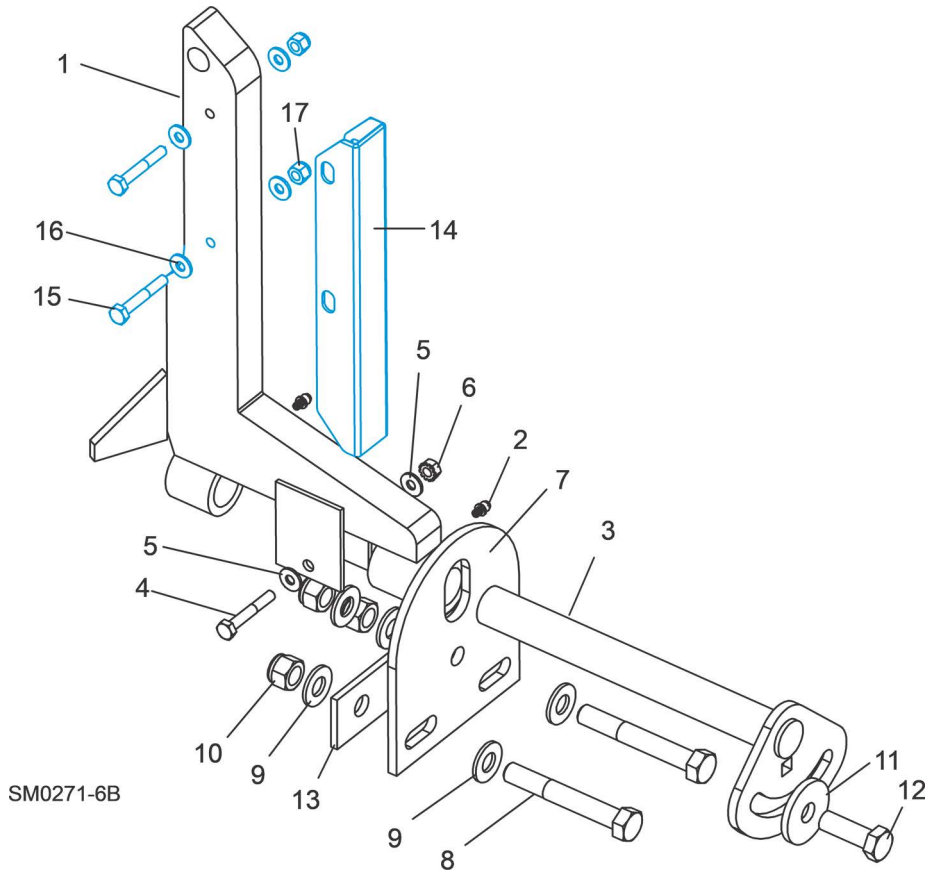
## 8.7 Taper Roller Pivot Assembly



REF	PART #	DESCRIPTION	COMMENTS	QTY.
	076729	<b>PIVOT ASSEMBLY, TAPER ROLLER</b>		1
1	074843	Plate, 1-19/32x2x1/8 Spacer		2
2	076234	Plate, Taper Roller Cap		2
3	076698	Mount Weldment, Pivot Bed Rail		1
4	076753	Shaft, Toe Board 1-9/16 Dia		1
5	076754	Pivot Weldment, Taper Roller		1
6	079075	Roller Weldment, Taper Roller Height Adjust		1
7	F05005-42	Screw, 1/4-28x1/4 SH Brass Tip Set		2
8	F05007-1	Bolt, 3/8-16x3 FT Hex Head		1
9	F05007-114	Bolt, 3/8-16x4 3/4 Carriage		4
10	F05007-36	Screw, 3/8-16x1 1/2 BO SHC		4
11	F05008-50	Bolt, 1/2-13x1 Hex Head		1
12	F05010-10	Nut, 3/8-16 Hex Nyloc		5
13	f05010-136	Nut, 7/8-9 Free		1
14	F05011-3	Washer, 3/8 Flat SAE		6
15	F05011-52	Washer, 9/16 Flat		1
16	P05060	Fitting, 1/4-28 Grease		1
17	P13024	Bearing, 1.575x2.677x.591		2
18	S13016	Nut, Pivot Rail Adjust		1
19	S13020	Tube, 2 1/2x17 1/2 Toe Board		1
	015970	<b>WRENCH, BED RAIL ADJUSTMENT</b>	<i>(See Section 10.1)</i>	1

## 8.8 Log Side Support Assembly (Manual)

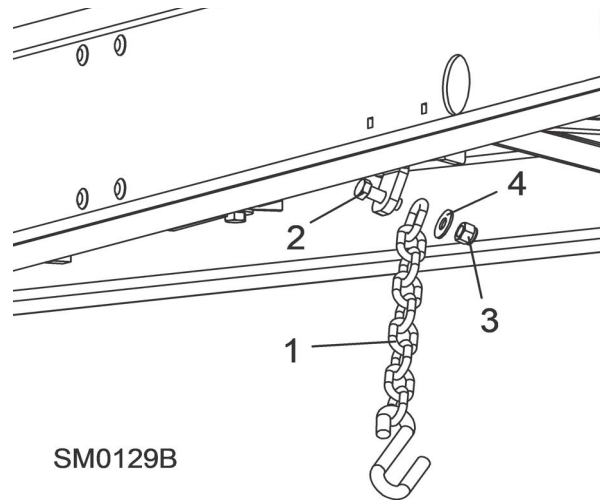
(See Section 11.16) for hydraulic side supports



REF	PART #	DESCRIPTION	COMMENTS	QTY.
1	015235	<b>SUPPORT, LOG SIDE</b>		2
2	P04107	Fitting, 3/16" Grease		2
	016559	<b>MOUNTING KIT, LOG SIDE SUPPORT</b>		2
3	016544	Pin, Log Side Support Pivot		1
4	F05005-4	Bolt, 1/4-20 X 1 1/2" Hex Head Grade 5		1
5	F05011-11	Washer, 1/4" SAE Flat		2
6	F05010-9	Nut, 1/4-20 Self Locking		1
7	016555	Plate, Log Side Support End		1
8	F05008-61	Bolt, 1/2-13 X 3 1/2" Hex Head Grade 5		2
9	F05011-2	Washer, 1/2" SAE Flat		5
10	F05010-8	Nut, 1/2-13 Hex Nylon Lock		3
11	014632	Washer, .52" x 1.69"		1
12	F05008-33	Bolt, 1/2-13 X 1 1/2" Hex Head Grade 5		1
13	016558	Plate, Side Support Washer Clamp		1
	016562	<b>ROLLER KIT, SIDE SUPPORT</b>		4
14	016561	Roller, Side Support		2

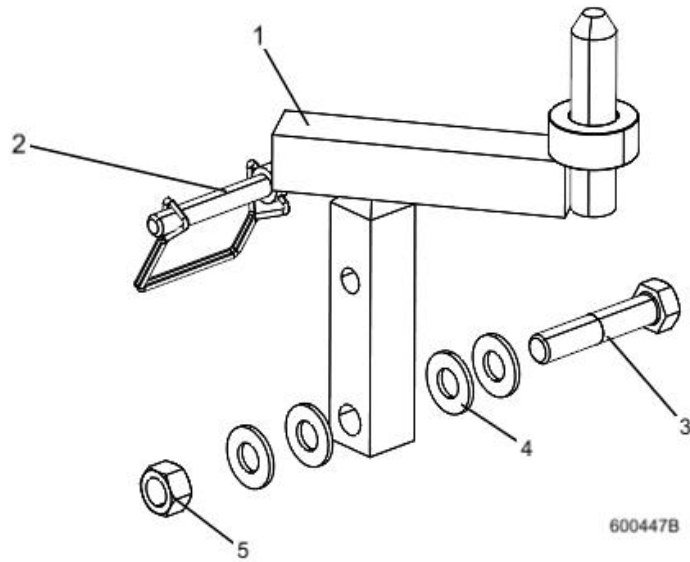
REF	PART #	DESCRIPTION	COMMENTS	QTY.
15	F05011-5	Washer, 5/8" SAE Flat	Additional 5/8" SAE Flat Washer F05011-5 may be required on each side of side support to provide clearance for optional stainless steel side support guards. Extra washers are included in the stainless steel guard retrofit kit (016798).	6
16	F05009-118	Bolt, 5/8-11 x 3 3/4" Hex Head Grade 5		1
17	F05010-96	Nut, 5/8-11 Hex Nylon Lock Jam		1
18	016560	Bushing, Bronze 5/8" x 1" x 3/4"		2
	F05008-94	Bolt, 1/2-13 x 3 1/2" Carriage Head		1
	016562-526	Instruction Sheet, Side Support Roller		1
	016798	<b>GUARD KIT, STAINLESS STEEL SIDE SUPPORT (OPTIONAL)</b>		1
19	016722	Guard, Stainless Steel Side Support		4
20	F05005-4	Bolt, 1/4-20 x 1 3/4" Hex Head		8
21	F05011-11	Washer, 1/4" SAE Flat		16
	F05011-5	Washer, 5/8" SAE Flat	Additional 5/8" SAE Flat Washer F05011-5 may be required on each side of side support to provide clearance for optional stainless steel side support guards. Extra washers are included in the stainless steel guard retrofit kit (016798).	4
22	F05010-69	Nut, 1/4-20 Hex Nylon Lock		8
	016798-1005	Instruction Sheet, Stainless Steel Side Support Guard Retro		1

## 8.9 Safety Chain Assembly



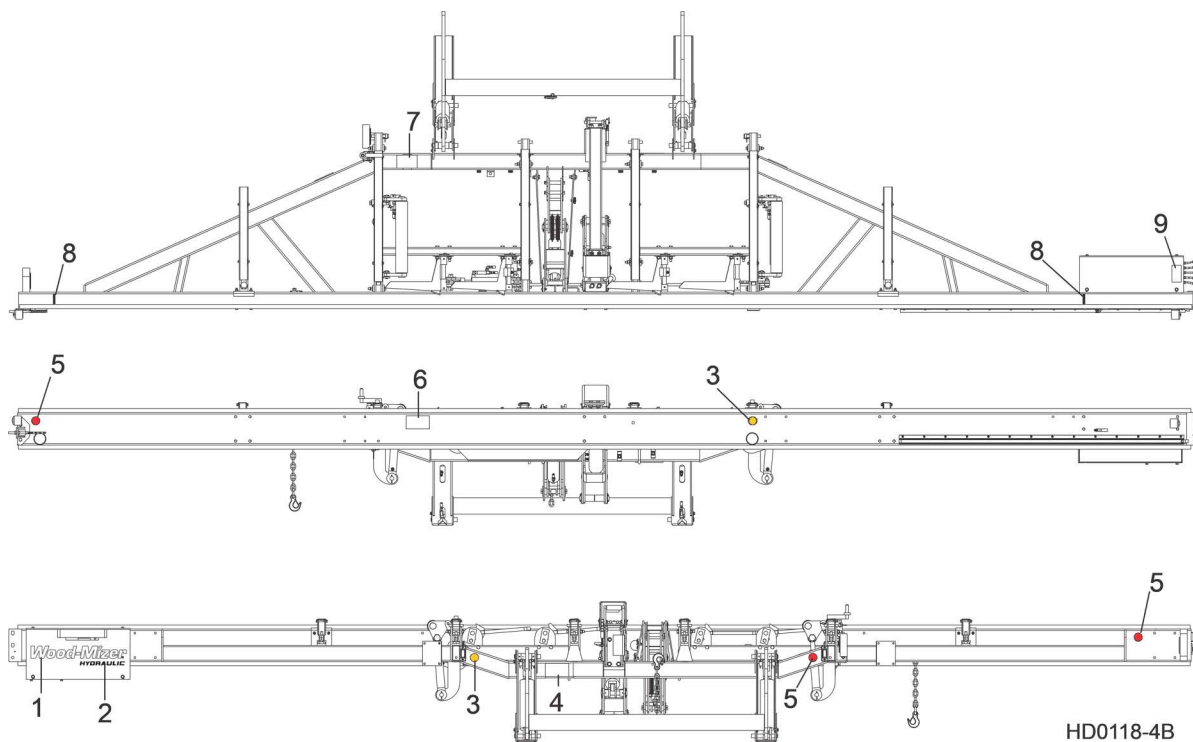
REF	PART #	DESCRIPTION	COMMENTS	QTY.
1	107972	CHAIN, 15 INCH SAFETY		1
2	F05008-33	BOLT, 1/2-13X1 1/2 HEX HEAD GRADE 5		1
3	F05010-8	NUT, 1/2-13 NYLON HEX LOCK		1
4	F05011-35	WASHER, 7/16 STANDARD FLAT		1

## 8.10 Saw Head Rest Pin Assembly



REF	PART #	DESCRIPTION	COMMENTS	QTY.
	074596	Pin Assembly, LT70 Rest		1
	074597	Pin Assembly, LT70 Rest (Wide Head)		1
1	074126	Pin, Saw Head Rest	074126 replaced 034442 Saw-head Rest Pin and 074127 replaced 065464 Sawhead Rest (Wide Head) Pin (Rev. B5.02).	1
	074127 <sup>1</sup>	Pin, Saw Head Rest (Wide Head)		1
2	014151	Pin, 3/8" x 2 1/4" Snap Retainer		1
3	F05008-74	Bolt, 1/2-13 x 2 1/2" Hex Head Grade 5	F05008-74 replaced F05008-10 after 5/14/2021, ECN 37840.	1
4	F05011-2	Washer, 1/2" SAE Flat	(2) F05011-2 added after 5/14/2021, ECN 37840.	4
5	F05010-3	Nut, 1/2-13 Hex Lock		1

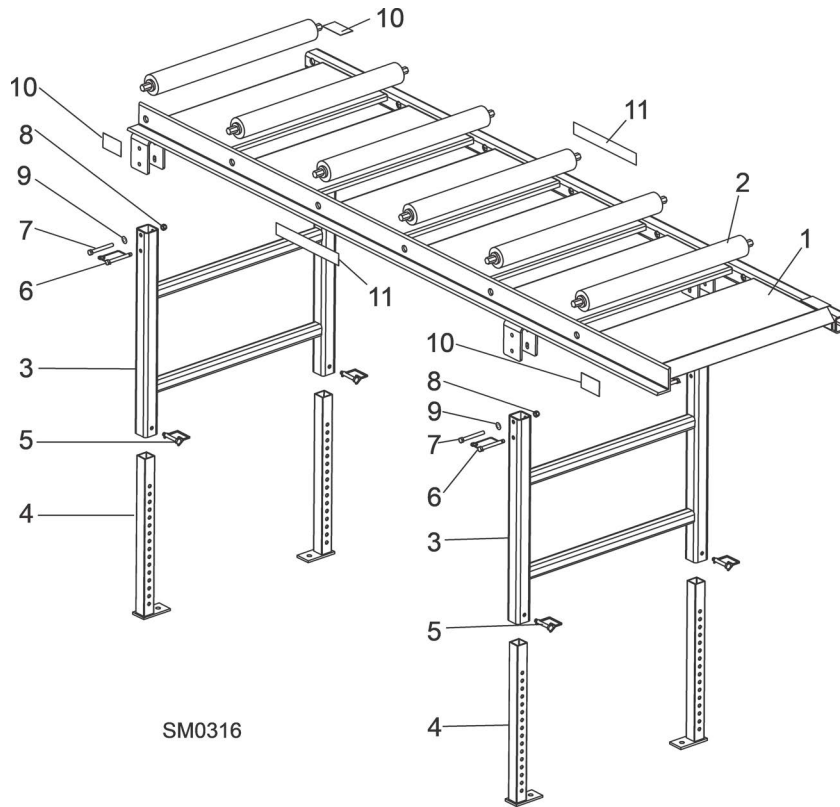
## 8.11 Bed Frame Decals



REF	PART #	DESCRIPTION	COMMENTS	QTY.
1	065034	DECAL, WHITE WOOD-MIZER EURO LOGO		1
2	065035	DECAL, HYDRAULIC EURO LOGO BLACK STD.		1
3	P07453	DECAL, AMBER REFLECTIVE 2" ROUND		2
4	S09851	DECAL, KEEP AWAY DANGER		1
5	P07452	DECAL, RED REFLECTIVE 2" ROUND		3
6	P10287	DECAL, PINCH POINT DANGER		1
7	S12581	DECAL, SAW HEAD REST CAUTION		1
8	S12051	DECAL, LOG LIMIT STRIPE		2
9	P12961	DECAL, KEEP AWAY HYDRAULIC WARNING		1




## 8.12 Board Outfeed Table (Optional)



REF	PART #	DESCRIPTION	COMMENTS	QTY.
	016652	<b>TABLE ASSEMBLY, BOARD OUTFEED</b>		1
<b>1</b>	016606	Table Weldment, Board Outfeed		1
<b>2</b>	038167	Roller, 2 1/2" x 25"		6
<b>3</b>	016609	Mount Weldment, Outfeed Table Leg		2
<b>4</b>	016651	Leg Weldment, Outfeed Table		4
<b>5</b>	014151	Pin, 3/8" x 2 1/4" Square Wire Lock		4
<b>6</b>	016677	Pin, Snap - Coil Tension		4
<b>7</b>	F05004-123	Bolt, 3/8-16x3 1/2 HH Gr5		4
<b>8</b>	F05010-222	Nut, 3/8-16 Flanged Hex Nylock		4
<b>9</b>	F05011-3	Washer, 3/8 Flat SAE		4
<b>10</b>	S12641	Decal, Hand Pinch Point Warning		4
<b>11</b>	015882	Decal, Wood-Mizer Logo 10.25"		2

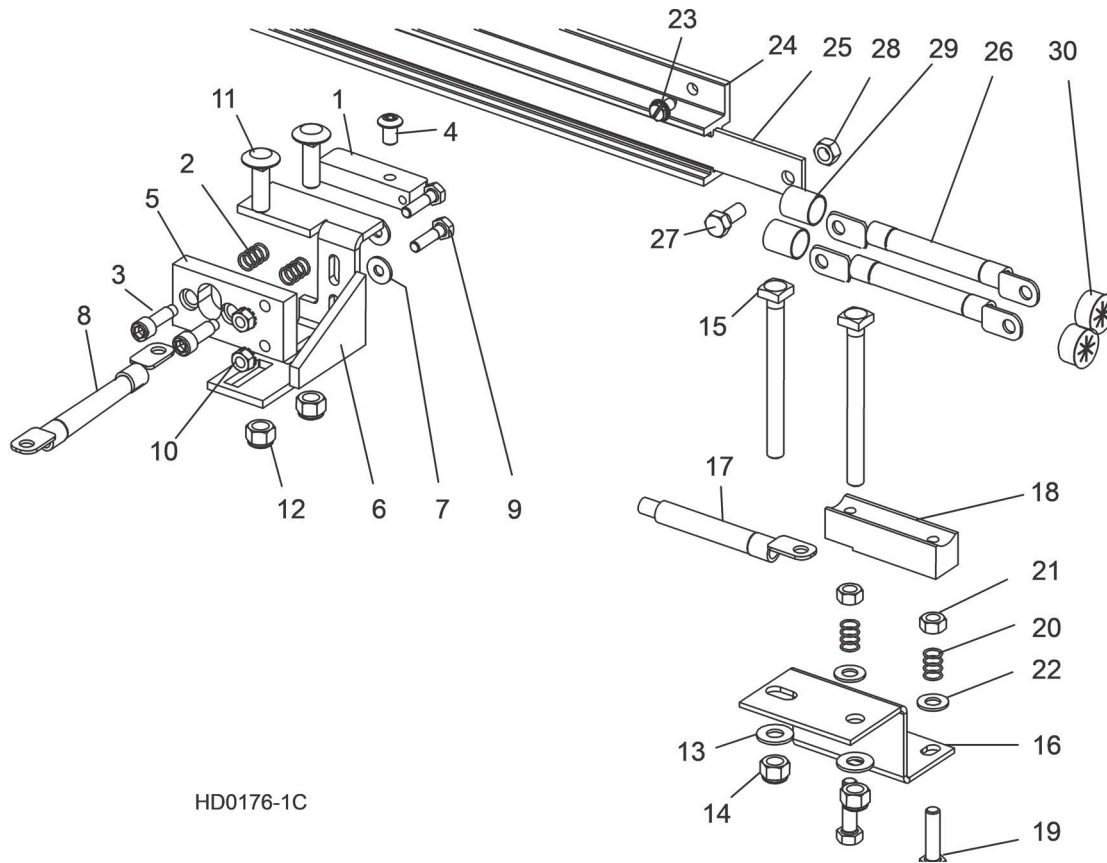
## SECTION 9 BED HYDRAULIC LOG LOADER & TURNER (OPTIONAL) SYSTEM

### 9.1 Hydraulic Hoses



ID	Color Code	LENGTH "A"	Application (NOTE: See Hydraulic Information Section in Operator's Manual for Hydraulic Schematics)	PART #
H1	Purple	197"	1/4" Rear Toe Board Top (LT60HD)	079000-196
		219"	1/4" Rear Toe Board Top (LT70HD)	079000-219
H2	Black	197"	1/4" Rear Toe Board Base (LT60HD)	079000-196
		219"	1/4" Rear Toe Board Base (LT70HD)	079000-219
H3	Yellow	95"	1/4" Front Toe Board Top (LT60HD)	079000-95
		117"	1/4" Front Toe Board Top (LT70HD)	079000-117
H4	Gray	95"	1/4" Front Toe Board Base (LT60HD)	079000-95
		117"	1/4" Front Toe Board Base (LT70HD)	079000-117
H5	Green	182"	1/4" Clamp Up/Down Top (LT60HD)	079000-181
		204"	1/4" Clamp Up/Down Top (LT70HD)	079000-204
H6	Yellow	171"	1/4" Clamp Up/Down Base (LT60HD)	079000-173
		193"	1/4" Clamp Up/Down Base (LT70HD)	079000-194
H7	Red	156"	3/8" Loading Arm Base (LT60HD)	079001-156
		178"	3/8" Loading Arm Base (LT70HD)	079001-178
H8	Blue	156"	3/8" Loading Arm Top (LT60HD)	079001-156
		178"	3/8" Loading Arm Top (LT70HD)	079001-178
H9	Orange	65"	3/8" Side Support Base	079001-65
H10	Plain	73"	3/8" Side Support Top	079001-73
H11	Orange	181"	3/8" Clamp In/Out Base (LT60HD)	079001-181
		177"	3/8" Clamp In/Out Base (LT70HD)	079001-177
H12	White	129"	3/8" Clamp In/Out Top (LT60HD)	079001-129
		151"	3/8" Clamp In/Out Top (LT70HD)	079001-151
H13	Green	38"	3/8" Loading Arm Branch Top	079001-38
H14	Green	77"	3/8" Loading Arm Branch Top	079001-77
H15	Yellow	81"	3/8" Loading Arm Branch Base	079001-81
H16	Yellow	43"	3/8" Loading Arm Branch Base	079001-43
H17	Plain	159"	3/8" Log Turner Base (LT60HD)	079001-159
		181"	3/8" Log Turner Base (LT70HD)	079001-181
H18	Pink	159"	3/8" Log Turner Top (LT60HD)	079001-159
		181"	3/8" Log Turner Top (LT70HD)	079001-181
H19	Purple	164"	3/8" Log Turner Motor Top (LT60HD)	079001-164
		177"	3/8" Log Turner Motor (LT70HD Nearest Frame)	079001-177
H20	Black	163"	3/8" Log Turner Motor Base (LT60HD)	079001-163
		180"	3/8" Log Turner Motor (LT70HD Furthest from Frame)	079001-180
H21	Plain	15"	1/4" Pump To Valve (two hoses)	057964
H22	Plain	6 1/2"	3/8" Gauge To Valve	079001-6.5

## 9.2 Hydraulic Power Supply Strip (DC Only)



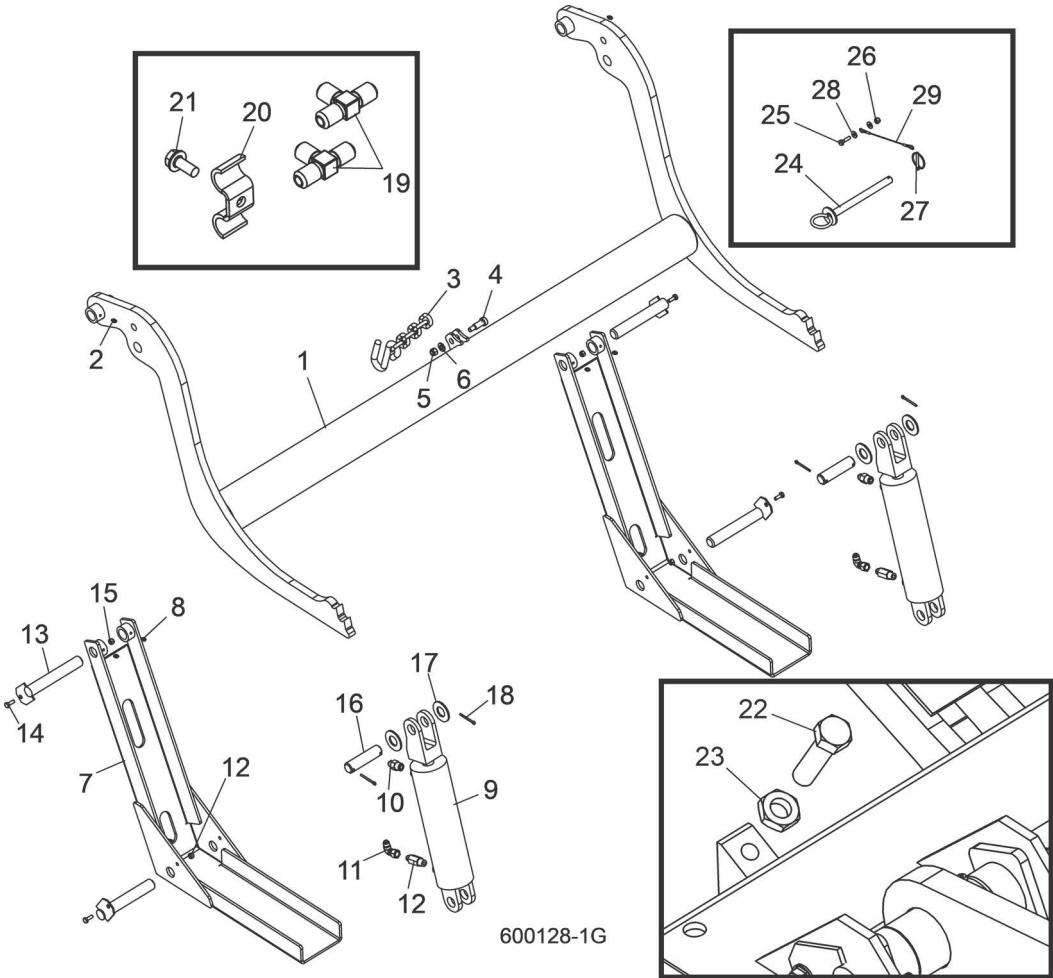
HD0176-1C

REF	PART #	DESCRIPTION	COMMENTS	QTY.
	010103	<b>CONTACT ASSEMBLY, HYDRAULIC POWER SUPPLY (POSITIVE)</b>		1
	007716	Contact Kit, 97+ Hydraulic Power Supply Positive		1
1	015253	Contact, Hydraulic Power Supply (Positive)	Available in assemblies only.	1
2	P10077	Spring, Positive Contact		2
3	F05006-143	Bolt, 5/16" X 3/4" Shoulder (1/4-20 Thread) Stainless		2
4	F05006-20	Bolt, 5/16-18 x 1/2" Socket Button Head		1
5	S10072	Insulator, Positive Contact		1
6	015324	Bracket, Positive Contact Mounting		1
7	F05011-11	Washer, 1/4" SAE Flat		2
8	128088	Cable Assembly, Hydraulic Positive Contact	Cable assemblies replaced R01971 and F05092-16 after 9/17/2019 per ECN 37793.	1
	R01971	Cable, #1 Weld	Available in assemblies only.	1.17 Ft
	F05092-16	Terminal, 5/16" Ring #2 Gauge		2
9	F05005-38	Bolt, 1/4-20 X 1" Hex Head Grade 2		2
10	F05010-9	Nut, 1/4-20 Hex Self-Locking		2
11	F05007-11	Bolt, 3/8-16 X 1 1/4" Carriage Head		2
12	F05010-10	Nut, 3/8-16 Hex Nylon Lock		2
	017948	<b>CONTACT KIT, HYDRAULIC POWER SUPPLY (GROUND)</b>		1
13	F05011-3	Washer, 3/8" SAE Flat		2

**9 Bed Hydraulic System**  
*Hydraulic Power Supply Strip (DC Only)*

REF	PART #	DESCRIPTION	COMMENTS	QTY.
14	F05010-10	Nut, 3/8-16 Hex Nylon Lock		2
15	F05007-175	Bolt, 3/8-16 X 4" Square Head		2
16	017949	Bracket, Ground Contact Mounting		1
17	017673	Cable Assembly, Hydraulic Negative Contact (Ground) #1 Weld	Cable assemblies replaced R01971 and F05092-16 after 9/17/2019 per ECN 37793.	1
	R01971	Cable, #1 Weld	Available in assemblies only.	2.2 Ft
	F05092-16	Terminal, 5/16" Ring #2 Gauge		2
	007717	Contact Kit, Hydraulic Power Supply Ground		1
18	015264	Contact, Hydraulic Power Supply (Ground)	Available in assemblies only.	1
19	F05006-93	Bolt, 5/16-18 X 1 1/4" Hex Head Full Thread Grade 5		2
20	P10077	Spring, Ground Contact		2
21	F05010-17	Nut, 5/16-18 Hex		2
22	F05011-17	Washer, 5/16" SAE Flat		2
	015564	<b>STRIP ASSEMBLY, 6' HYDRAULIC POWER SUPPLY W/2 3FT. CABLES</b>		1
23	F05015-1	Screw, 1/4-20 X 1/2" Slotted Hex Head		8
24	P11976	Housing, 6' Contact Strip		1
	015886	Strip, 6' Contact With 2 Cables		1
25	S10075	Strip, 6' Contact	Available in assemblies only.	1
26	052161	Cable Assembly, Hydraulic Contact Strip	Cable assemblies replaced R01971 and F05092-16 after 9/17/2019 per ECN 37793.	1
	R01971	Cable, #1 Weld	Available in assemblies only.	3 Ft
	F05092-16	Terminal, 5/16" Ring #2 Gauge		2
27	F05006-45	Bolt, 5/16-18 X 3/4" Hex Head Black Nylon		1
28	F05010-86	Nut, 5/16-18 Hex Black Nylon		1
29	R01950-8	Tube, 5/8" Heat Shrink w/Adhesive ID	Available in assemblies only.	.33 Ft
30	P04137	Grommet, 5/8" Wire		1

### 9.3 Hydraulic Log Loader

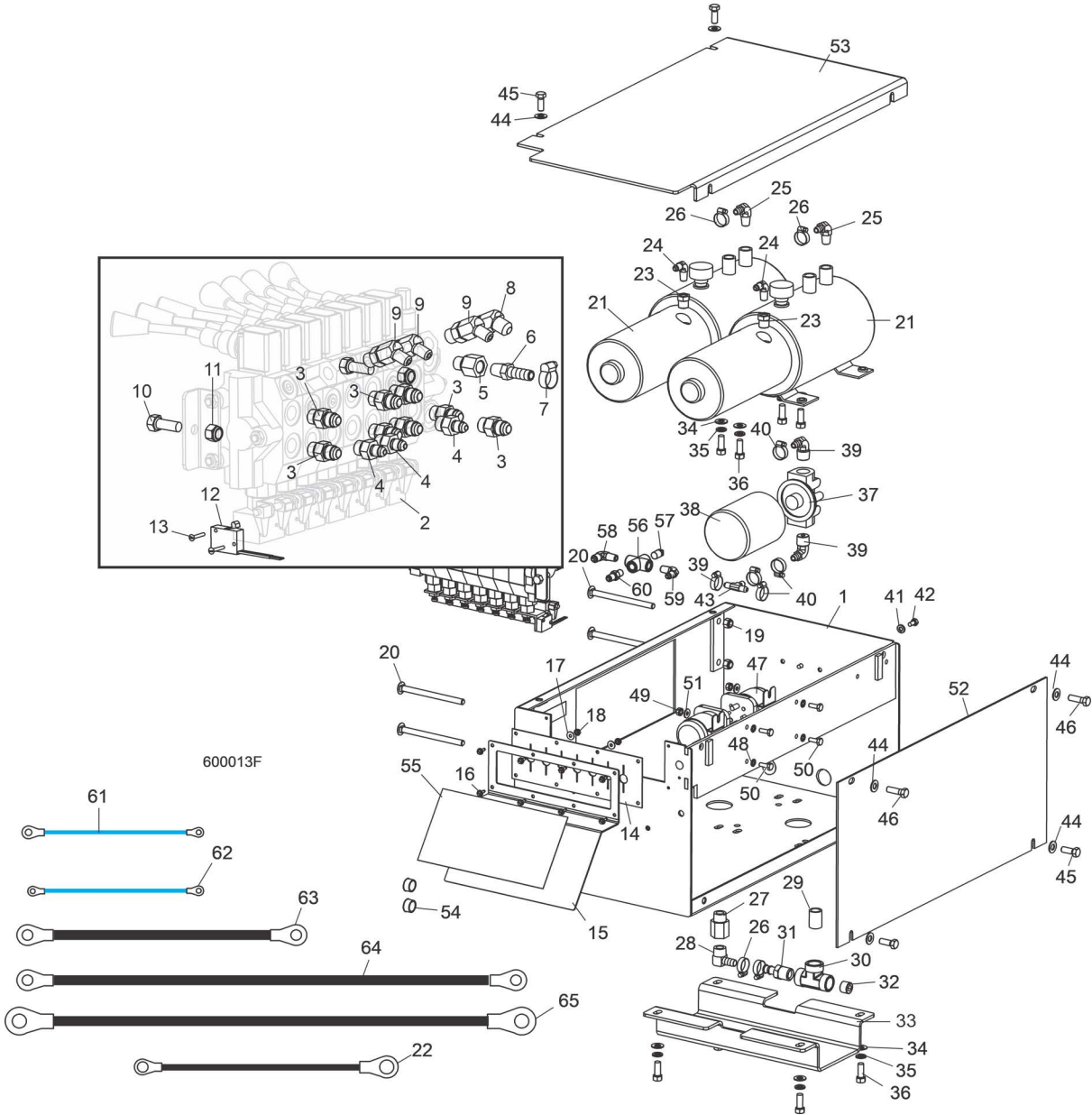


600128-1G

REF	PART #	DESCRIPTION	COMMENTS	QTY.
	034539	<b>LOADER ASSEMBLY, HYDRAULIC LOG</b>		1
	036416	Arm Assembly, Hydraulic Log Loading		1
1	110372	Arm Weldment, Log Loading		1
2	P04107	Fitting, 3/16" Grease		2
3	110472	Chain, 12-1/2 Inch Safety		1
4	F05008-146	Bolt, 1/2 x 1 Shoulder Socket		1
5	F05010-10	Nut, 3/8-16 Hex Nyloc		1
6	F05011-3	Washer, 3/8 Flat SAE		1
7	W09444	Channel, Hydraulic Log Loading Foot		2
8	P04107	Fitting, 3/16" Grease		4
	038735	Cylinder Assembly, Hydraulic Log Loader		2
9	042754	Cylinder, 8" X 3" Hydraulic (3/8" NPT Ports)		1
	P12956	Seal Kit, 8" x 3" Hydraulic Cylinder		1
10	016819	Fitting, 3/8" NPT x 3/8" JIC Male Connector		1
11	042756	Fitting, 3/8" JIC 90° Swivel Elbow		1
12	038734	Fitting, 3/8NPT 6.5GPM Velocity Fuse		1
13	W09446	Pin, Loading Arm Mount		4
14	F05005-1	Bolt, 1/4-20 x 3/4" Hex Head Full Thread		4

REF	PART #	DESCRIPTION	COMMENTS	QTY.
15	F05010-69	Nut, 1/4-20 Hex Lock		4
16	S09251	Pin, Loading Arm Cylinder Mount		2
17	F05011-28	Washer, 1" SAE Flat		4
18	F05012-23	Pin, 3/16" X 1 1/2" Cotter		4
19	015487	Fitting, 3/8" JIC Union 'T'		1
20	016041	Clamp, 3/8" Hydraulic Hose		6
21	F05006-102	Bolt, 5/16-18 X 3/4" Hex Head Grade 5		6
22	F05008-7	<b>BOLT, 1/2-13 X 3" HEX HEAD FULL THREAD GRADE 5</b>		2
23	F05010-31	<b>NUT, 1/2-13 JAM</b>		2
	074208	<b>ARM LOCK ASSEMBLY, LT70 WIDE LOADING (LT70 WIDE HEAD ONLY)</b>		1
24	036692	Pin Weldment, Arm Support		1
25	F05005-101	Bolt, 1/4-20 x 1" Hex Head Grade 5		1
26	F05010-69	Nut, 1/4-20 Nylock		1
27	017604	Pin, Lynch 3/16" w/Chain		1
28	F05011-11	Washer, 1/4" SAE Flat		2
29	016090	Cable, 3/32" Dia. Board Return		1
	074207	<b>LINK, 1/2" THEADED CHAIN QUICK (LT70 WIDE HEAD ONLY)</b>		1

9.4 Hydraulic Pump Box (DC)



REF	PART #	DESCRIPTION	COMMENTS	QTY.
	017649	<b>BOX ASSEMBLY, LT60/70 DC HYDRAULIC CONTROL</b>		1
1	034383	Box Weldment, Hydraulic Control		1
	034533	Valve Assembly, 7-Section Hydraulic		1
2	034451	Valve, 7-Section Hydraulic		1
3	014687	Fitting, 3/8" O-Ring x 3/8" JIC		8
4	P26284	Fitting, 1/4" JIC x 3/8" O-Ring		3
5	014686	Fitting, #6 SAE x 1/4" NPT Female		1
6	014685	Fitting, 1/4" NPT x 3/8" Hose Barb		1
7	P12739	Clamp, 11/16" Hose		1

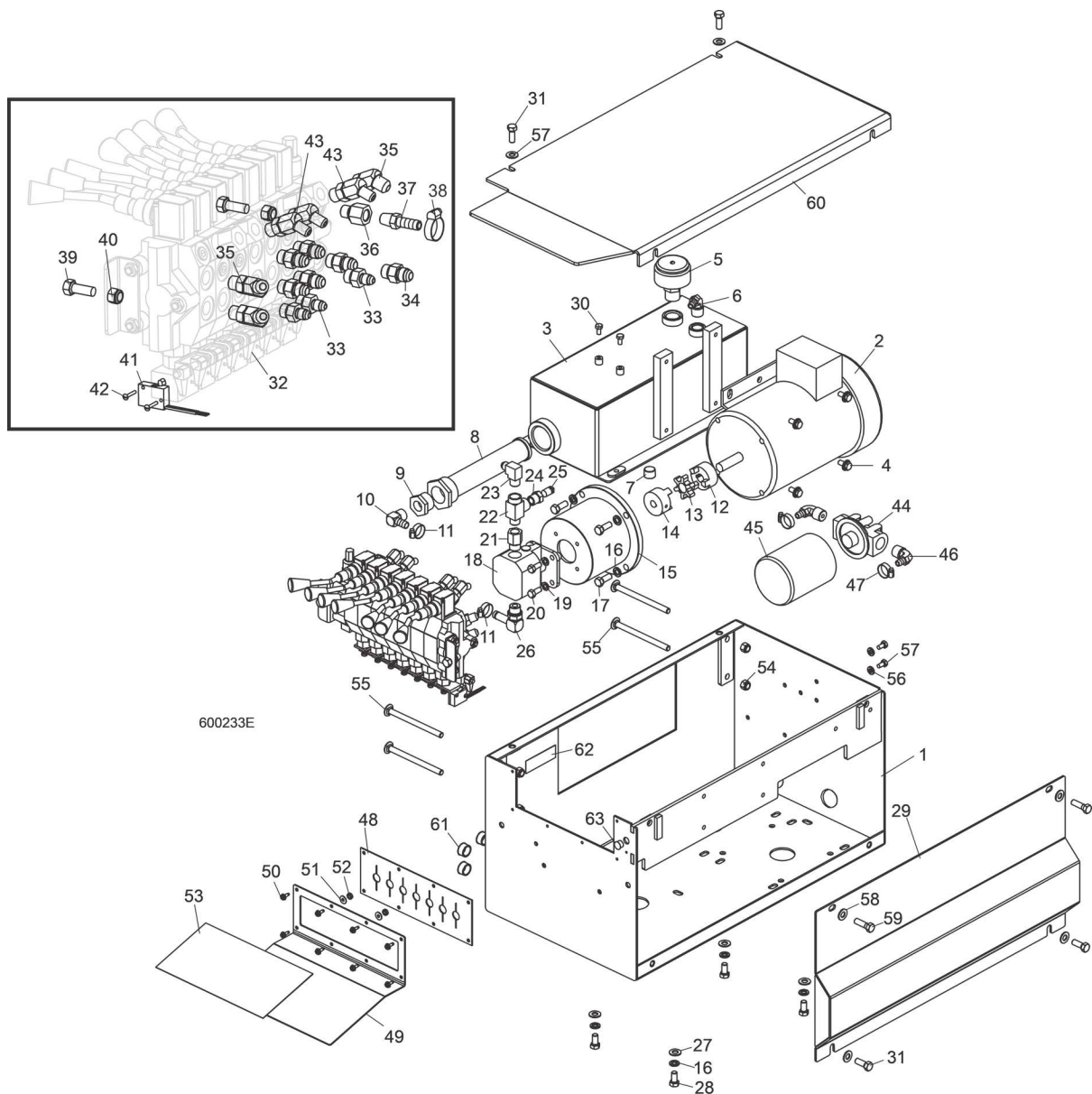
**9 Bed Hydraulic System**  
Hydraulic Pump Box (DC)

REF	PART #	DESCRIPTION	COMMENTS	QTY.
8	015489	Fitting, #6 SAE 45° Elbow		1
9	015488	Fitting, #4 SAE x #6 SAE 45° Elbow		3
10	F05007-7	Bolt, 3/8-16 x 1" Hex Head		2
11	F05010-10	Nut, 3/8-16 Hex Nylon Lock		2
12	024198	Switch, Hydraulic Valve Lever		1
13	F05004-13	Screw, #4-40 x 3/4" Slotted Head		2
14	034202	Seal, 7-Handle Valve Rubber		1
15	033999	Plate, 7-Handle Decal		1
16	F05015-7	Screw, #10-24 x 1/2" Self-Tapping		8
17	F05011-18	Washer, #10 SAE Flat		2
18	F05010-14	Nut, #10-24 Hex Self-Locking		2
19	F05010-10	Nut, 3/8-16 Hex Nylon Lock		4
20	F05007-113	Bolt, 3/8-16 x 5" Carriage Head		4
	034534	Pump Assembly, LT60/70 DC Hydraulic		1
21	061764	Pump Kit, Hydraulic w/Motor		2
	016199	Pump, Hydraulic Replacement Monarch Model #12070		1
	052807	Motor Kit, Hydraulic Replacement		1
	038683	Motor, 12 VDC Hydraulic Pump #08714 (Iskra)	Available in assemblies only.	1
	038682	Brush Kit, 4-Valve Hydraulic Pump Motor #08658-I (Iskra)		1
	P12513	Bearing, Base Motor #02318		1
22	052806	Wire Assembly, Motor Brush Ground		1
	P12817	Cap, Hydraulic Pump Vented Fill #03171		1
	P10198	O-Ring, Hydraulic Pump/Reservoir #02352		1
	P10315	Seal, Hydraulic Pump/Motor #02330		1
23	015490	Fitting, 3/8" NPT x 1/4" NPT Reducer		2
24	P09142	Fitting, 1/4" NPT x 1/4" JIC Elbow		2
25	P12708	Fitting, 3/8" NPT x 3/8" Hose Barb Elbow		2
26	P12739	Clamp, 11/16" Hose		4
27	015995	Fitting, 1/2" NPT x 1/2" NPT Adapter		1
28	015997	Fitting, 1/2" NPT x 1/2" Hose Barb Elbow		1
29	016795	Fitting, 1/2" NPT Close Brass Nipple		1
30	016793	Fitting, 1/2" NPT Female Tee		1
31	016794	Fitting, 1/2" NPT Male x 1/2" Hose Barb		1
32	P26258	Fitting, 1/2" NPT Pipe Plug		1
33	015992	Guard, Crossover Hose		1
34	F05011-3	Washer, 3/8" SAE Flat		8
35	F05011-4	Washer, 3/8" Split Lock		8
36	F05007-7	Bolt, 3/8-16 x 1" Hex Head		8
37	P22683	Manifold, Hydraulic Filter w/Cartridge		1
38	P20301	Filter, S28 Hydraulic Cartridge		1
39	P12707	Fitting, 1/2" NPT x 3/8" Hose Barb Elbow		2
40	P12739	Clamp, 11/16" Hose Clamp		2
41	F05011-14	Washer, 1/4" Split Lock		2



REF	PART #	DESCRIPTION	COMMENTS	QTY.
42	F05005-15	Bolt, 1/4-20 x 1/2" Hex Head		2
43	015485	Fitting, 3/8" Hose Barb Tee		1
44	F05011-3	Washer, 3/8" SAE Flat		6
45	F05007-87	Bolt, 3/8-16 x 1" Hex Head Grade 5		4
46	F05007-2	Bolt, 3/8-16 x 1 1/4" Hex Head		2
47	016371	Solenoid Kit, 200A 12V SPST Hydraulic Motor		2
	015470	Solenoid, 200A 12V SPST Cont. Duty	Available in assemblies only.	1
	015426	Diode Assembly, Solenoid Coil Chassis Gnd		1
48	F05011-37	Washer, 1/4" External Lock		4
49	F05010-9	Nut, 1/4-20 Hex Self-Locking		4
50	F05005-1	Bolt, 1/4-20 x 3/4" Hex Head Full Thread		4
51	F05011-11	Washer, 1/4" SAE Flat		4
52	015227	Plate, Hydraulic Control Box Side		1
53	015228	Plate, Hydraulic Control Box Top		1
54	P04137	Grommet, 5/8" Wire		2
55	017669	Decal, Hydraulic Control Lever		1
56	P22311	Fitting, 1/4" NPT Cross		1
57	P05498	Plug, 1/4" NPT Pipe	Replaces 5000 PSI Hydraulic Pressure Gauge P10052 (LT50HD Rev. A5.11LT60HD/LT70HD Rev. B4.11).	1
58	015491	Fitting, 3/8" JIC x 1/4" NPT Elbow		1
59	P09142	Fitting, 1/4" NPT x 1/4" JIC Male Elbow		1
60	P09143	Fitting, 1/4" NPT x 1/4" JIC Male		1
	036303	Hose, 3/8" x 6 1/2" Hydraulic w/Fittings		1
	036292	Hose, 1/4" x 15" Hydraulic w/Fittings		2
61	036315	<b>WIRE ASSEMBLY, 14 GA X 4" #10 &amp; 5/16" RING TERMINALS</b>		
62	036314	<b>WIRE ASSEMBLY, 14 GA X 4" #10 RING TERMINALS</b>		1
63	036311	<b>CABLE ASSEMBLY, 1 GA X 6" HYDRAULIC PUMP TO SOLENOID</b>		1
64	036310	<b>CABLE ASSEMBLY, 1 GA X 16" HYDRAULIC PUMP TO SOLENOID</b>		1
65	036312	<b>CABLE ASSEMBLY, 1 GA X 16" HYDRAULIC PUMP GROUND</b>		2
	F05011-36	<b>WASHER, 3/8" STAR EXTERNAL</b>		3

## 9.5 Hydraulic Pump Box (230/460V AC)



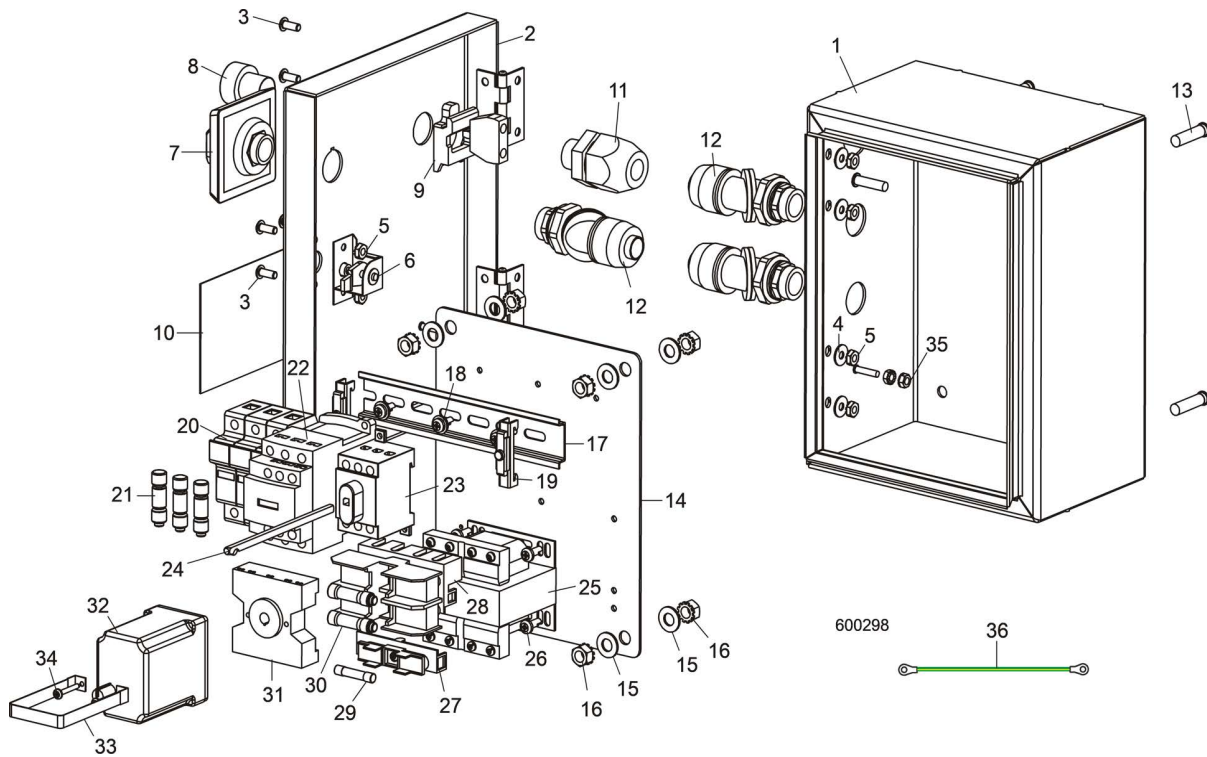
REF	PART #	DESCRIPTION	COMMENTS	QTY.
	017677	<b>BOX ASSEMBLY, LT60/70 230/460V AC HYDRAULIC CONTROL</b>		1
<b>1</b>	034383	Box Weldment, Hydraulic Control		1
	038963	Pump Assembly, 230/460V AC		1
<b>2</b>	055312	Motor, 3HP 230/460V 56C 3450RPM		1
<b>3</b>	054825	Tank Weldment, LT70 Hydraulic		1
<b>4</b>	F05006-101	Bolt, 5/16-18 x 3/4" Hex Head w/Flat & Lock Washer		4
<b>5</b>	P20212			1
<b>6</b>	P12707	Fitting, 1/2" NPT x 3/8" Hose Barb Elbow		1
<b>7</b>	P26258	Fitting, 1/2" NPT Pipe Plug		1
<b>8</b>	P20210	Filter, Hydraulic Tank Suction		1
<b>9</b>	P20239	Fitting, 1/2" NPT x 1" NPT Bushing		1

REF	PART #	DESCRIPTION	COMMENTS	QTY.
10	015997	Fitting, 1/2" NPT x 1/2" Hose Barb Elbow		1
11	P12739	Clamp, 11/16" Hose		2
12	038951	Coupling Body, L075 x 5/8"		1
13	P20218	Coupling Spider, L075		1
14	P20217	Coupling Body, L075 x 1/2"		1
15	P20215	Adaptor, Hydraulic Motor to Pump		1
16	F05011-4	Washer, 3/8" Split Lock		8
17	F05007-87	Bolt, 3/8-16 x 1" Hex Head Grade 5		4
18	P20213	Pump, Hydraulic		1
19	F05011-13	Washer, 5/16" Split Lock		4
20	F05006-102	Bolt, 5/16-18 x 3/4" Hex Head Grade 5		4
21	P12706	Fitting, #8 SAE x 3/8" NPT Female		1
22	016822	Fitting, 3/8" NPT Male Run Tee		1
23	016820	Fitting, 3/8" NPT x 3/8" JIC Elbow		1
24	015490	Fitting, 3/8" NPT x 1/4" NPT Reducer		1
25	P05498	Plug, 1/4" NPT Pipe	Replaces 5000 PSI Hydraulic Pressure Gauge P10052 (Rev. B4.11).	1
26	038949	Fitting, #8 SAE x 1/2" Hose Barb Elbow		1
27	F05011-3	Washer, 3/8" SAE Flat		4
28	F05007-27	Bolt, 3/8-16 x 3/4" Hex Head		4
29	038966	Plate Weldment, Hydraulic Control Box Side		1
30	F05005-15	Bolt, 1/4-20 x 1/2" Hex Head		2
	003260	Hose, 3/8" x 24" Hydraulic		1
	R02133	Hose, 1/2" ID Low Pressure Hydraulic		.67 ft.
	R01892-1	Hose, 3/8" ID Low Pressure Hydraulic		3.5 ft.
31	F05007-87	Bolt, 3/8-16 x 1" Hex Head Grade 5		4
	017684	Valve Assembly, 7-Section AC Hydraulic		1
32	034451	Valve, 7-Section Hydraulic		1
33	P26284	Fitting, 1/4" JIC x 3/8" O-Ring		3
34	014687	Fitting, 3/8" O-Ring x 3/8" JIC		6
35	015489	Fitting, #6 SAE 45° Elbow		3
36	014686	Fitting, #6 SAE x 1/4" NPT Female		1
37	014685	Fitting, 1/4" NPT x 3/8" Hose Barb		1
38	P12739	Clamp, 11/16" Hose		1
39	F05007-7	Bolt, 3/8-16 x 1" Hex Head		2
40	F05010-10	Nut, 3/8-16 Hex Nylon Lock		2
41	024198	Switch, Hydraulic Valve Lever		1
42	F05004-13	Screw, #4-40 x 3/4" Slotted Head		2
43	015488	Fitting, #4 SAE x #6 SAE 45° Elbow		3
44	P22683	Manifold, Hydraulic Filter w/Cartridge		1
45	P20301	Filter, S28 Hydraulic Cartridge		1
46	P12707	Fitting, 1/2" NPT x 3/8" Hose Barb Elbow		2
47	P12739	Clamp, 11/16" Hose		2
48	034202	Seal, 7-Handle Valve Rubber		1
49	017771	Plate, 7-Handle Decal		1
50	F05015-7	Screw, #10-24 x 1/2" Self-Tapping		8
51	F05011-18	Washer, #10 SAE Flat		2
52	F05010-14	Nut, #10-24 Hex Self-Locking		2

**9** **Bed Hydraulic System**  
*Hydraulic Pump Box (230/460V AC)*

REF	PART #	DESCRIPTION	COMMENTS	QTY.
53	017669	Decal, Hydraulic Control Lever		1
54	F05010-10	Nut, 3/8-16 Hex Nylon Lock		4
55	F05007-113	Bolt, 3/8-16 x 5" Carriage Head		4
56	F05011-14	Washer, 1/4" Split Lock		2
57	F05005-15	Bolt, 1/4-20 x 1/2" Hex Head		2
58	F05011-3	Washer, 3/8" SAE Flat		6
59	F05007-2	Bolt, 3/8-16 x 1 1/4" Hex Head		2
60	015228	Plate, Hydraulic Control Box Top		1
61	P04137	Grommet, 5/8" Wire		3
62	S12825	Decal, Hyd. Fluid Replacement Info		1
63	036244	Plug, 1/2" Hole		1

## 9.6 Hydraulic Control Box (230/460V AC)

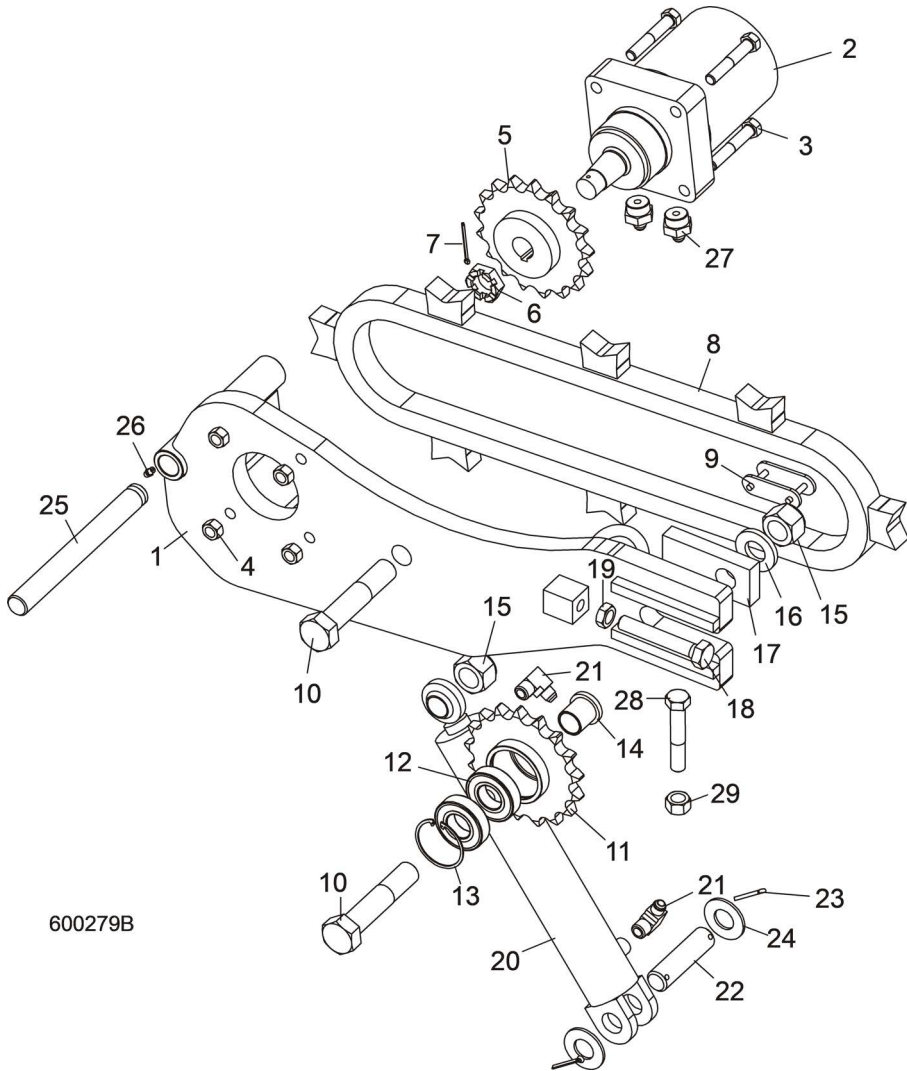


REF	PART #	DESCRIPTION	COMMENTS	QTY.
	052384	<b>CONTROL ASSEMBLY, LT70 E25-L HYDRAULIC</b>		1
	052385	<b>CONTROL ASSEMBLY, LT70 E25-H/E30-H HYDRAULIC</b>		1
<b>1</b>	050302	Box Weldment, Hydraulic AC Control		1
<b>2</b>	052379	Door Weldment, Hydraulic AC Control Box		1
<b>3</b>	F05004-196	Screw, #10-24 x 1/2" Socket Button Head Stainless		6
<b>4</b>	F05011-18	Washer, #10 SAE Flat		4
<b>5</b>	F05010-14	Nut, #10-24 Self-Locking Hex		6
<b>6</b>	051978	Latch, Door		1
<b>7</b>	050883-1	Switch, Red/Yellow Disconnect 6mm		1
<b>8</b>	050152	Switch Head, Green Guarded		1
<b>9</b>	025242	Switch Body, 1NO 22mm ZB4		1
<b>10</b>	051948	Decal, Electrical Hazard 2 Places		1
<b>11</b>	E22721	Connector, 1/2" Liquid-Tite Straight		1
<b>12</b>	051750	Connector, 1/2" Liquid-Tite Swivel		3
<b>13</b>	F05006-113	Stud, 5/16-18 x 1 1/4" Type CH Clinch		4
<b>14</b>	052377	Plate, LT70 AC Hydraulic Control Insert		1
<b>15</b>	F05011-17	Washer, 5/16" SAE Flat		8
<b>16</b>	F05010-20	Nut, 5/16-18 Self-Locking Hex		8
<b>17</b>	024474-6_875	Rail, 35mm x 7.5mm x 6.875" Steel DIN		1
<b>18</b>	F05004-186	Screw, #10-24 x 1/2" Phillips Head		3
<b>19</b>	E22707	Clamp, Plastic DIN Rail		2
<b>20</b>	052380	Fuse Holder, 3P Class CC Finger Safe		1
<b>21</b>	052513	Fuse, 15A 600V Class CC Delay (E25-L)		3

**9** **Bed Hydraulic System**  
*Hydraulic Control Box (230/460V AC)*

REF	PART #	DESCRIPTION	COMMENTS	QTY.
	052381	Fuse, 8A 600V Class CC Delay (E25-H/E30-H)		3
<b>22</b>	052689	Contact, 18A 3P 24VAC Coil (E25-L)		1
	025290	Contact, 9A 3P 24VAC Coil (E25-H/E30-H)		1
<b>23</b>	050903-1	Disconnect, 40A 3P Non-Fused		1
<b>24</b>	050882-1	Shaft, .2x.2 x 4.7" Disconnect		1
<b>25</b>	053009	Transformer, 240/480-24VAC 50VA		1
<b>26</b>	F05015-17	Screw, #10-24 x 1/2" Phillips Pan Head Type 23		4
<b>27</b>	053011	Fuse Block, T50 Transformer Secondary		1
<b>28</b>	053010	Fuse Block, T50 Transformer Primary		1
<b>29</b>	025297	Fuse, 3A 250V 1/4x1 1/4 MDL Delay		1
<b>30</b>	P03151	Fuse, 4/10A 600V KLDR Class CC		2
<b>31</b>	E22700	Socket, 11-Pin Relay		1
<b>32</b>	052383	Relay, .1-10s 24VDC Coil Timer Off Delay		1
<b>33</b>	050967	Strap, Timer Relay Retaining		1
<b>34</b>	F05004-42	Screw, M8 x 1.25 x 1 Hex Head Full Thread		2
<b>35</b>	F05010-41	Nut, #8-32 Self-Locking Hex		2
<b>36</b>	025187	Wire Assembly, 10" Ground		1

9.7 Hydraulic Log Turner



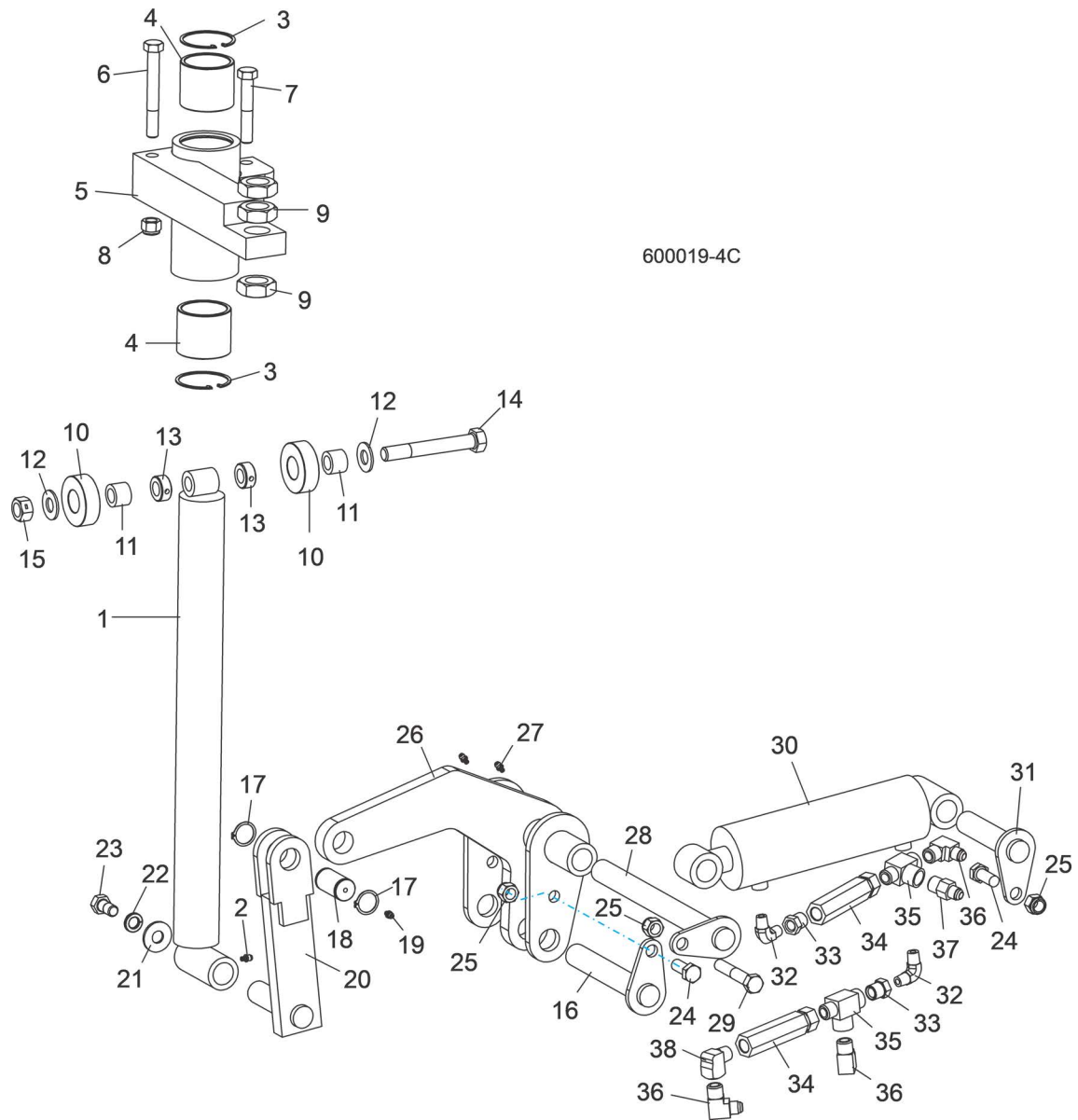
600279B

REF	PART #	DESCRIPTION	COMMENTS	QTY.
	006095	<b>ARM ASSEMBLY, HYDRAULIC LOG TURNER</b>		1
1	006471	Arm Weldment, Hydraulic Log Turner		1
2	007331	Motor, Hydraulic Log Turner		1
	061427	Kit, Seal Rebuild		1
3	F05008-23	Bolt, 1/2-13 x 3" Hex Head Grade 5		4
4	F05010-3	Nut, 1/2-13 Hex Lock		4
5	042192	Sprocket Weldment, Log Turner Drive		1
6	018741-2	Nut, Hydraulic Motor Castle		1
7	F05012-43	Pin, 1/8" x 1 3/4" Cotter		1
8	006097	Chain Weldment, Log Turner		1
9	016796	Link, #2080H Master		1
10	F05004-132	Bolt, 1-8 x 5" Hex Head Grade 8		2
	042193	Sprocket Assembly, Idler		1
11	042191	Sprocket Weldment, Idler		1
12	P11035	Bearing, 6206 25 Idler		2
13	F04254-12	Ring, 62mm #472 DIN Inside Retaining		1

REF	PART #	DESCRIPTION	COMMENTS	QTY.
14	042187	Spacer, Idler Sprocket		2
15	F05010-109	Nut, 1-8 Hex Lock		2
16	038749	Washer, 1" ID x 2" OD x 1/4"		1
17	042188	Plate, Log Turner Chain Tensioner		1
18	F05009-31	Bolt, 5/8-11 x 4" Hex Head Full Thread Grade 5		1
19	F05010-82	Nut, 5/8-11 Hex Jam		1
20	128113	Cylinder, 2" x 10" Welded Rod End Hydraulic	128113 replaced 034267 per ECN 37500 on 6/24/2020. Cylinder may have a vendor # of either 322009 or 322896. The 322009 uses seal kit # 061364; 322896 uses seal kit # 128258.	1
21	016820	Fitting, 3/8" NPT x 3/8" JIC 90° Elbow		2
22	S09251	Pin, 1" x 3.88"		1
23	F05012-23	Pin, 3/16" x 1 1/2" Cotter		2
24	F05011-28	Washer, 1" SAE Flat		2
25	006722	Rod, Grooved Turner Mount		1
26	P05060	Fitting, 1/4-28 Grease		1
27	017640	Fitting, #10 SAE x 3/8" JIC Straight		2
28	F05009-16	<b>BOLT, 5/8-18 X 3 1/2" HEX HEAD BOLT FULL THREAD</b>		1
29	F05010-50	<b>NUT, 5/8-18 HEX</b>		1



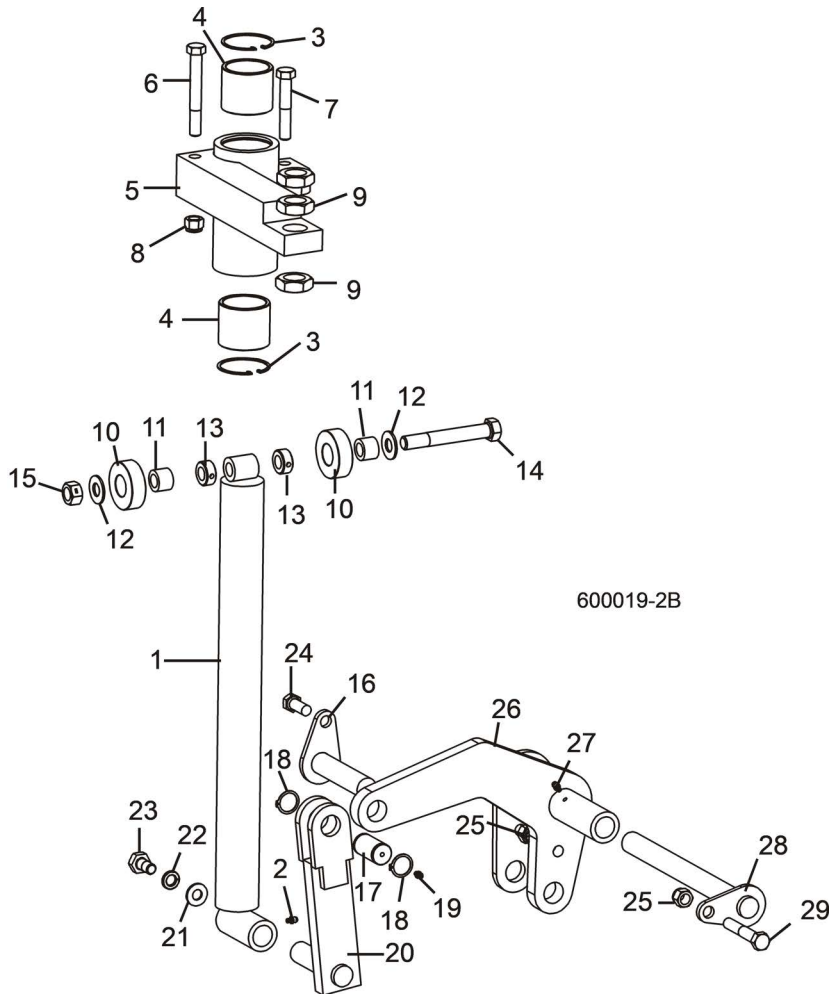
## 9.8 Hydraulic Log Side Supports (Front)



REF	PART #	DESCRIPTION	COMMENTS	QTY.
	034732	<b>SUPPORT ASSEMBLY, VERTICAL HYDRAULIC SIDE</b>		1
1	034704	Rod Weldment, Vertical Side Support		1
2	P04107	Fitting, 3/16" Straight Grease		1
3	F04254-12	Ring, 62mm Din #472 Inside Retaining		2
4	042262	Bushing, Side Support		2
5	034703	Mount Weldment, Vertical Side Support		1
6	F05008-78	Bolt, 1/2-13 x 4" Hex Head Grade 5		1
7	F05008-23	Bolt, 1/2-13 x 3" Hex Head Grade 5		1
8	F05010-8	Nut, 1/2-13 Hex Nylon Lock		2
9	F05010-118	Nut, 1-14 Hex Jam		3
	034733	Roller Kit, Side Support		1
10	016561	Roller, Side Support		2
11	016560	Bushing, 5/8" x 1" x 3/4" Bronze		2

REF	PART #	DESCRIPTION	COMMENTS	QTY.
12	F05011-5	Washer, 5/8" SAE Flat		2
13	P05035	Collar, 5/8" Lock		2
14	F05009-10	Bolt, 5/8-11 x 4 1/2" Hex Head Grade 5		1
15	F05010-4	Nut, 5/8-11 Hex Lock		1
16	106880	<b>PIN WELDMENT, 6-5/16" PIVOT</b>		1
	036053	<b>PIN ASSEMBLY, SIDE SUPPORT PIVOT</b>		1
17	F04254-15	Ring, 1" 3100-100 Outside Retaining		2
18	034718	Pin, Grooved Pivot	Available in assemblies only.	1
19	P04107	Fitting, 3/16" Straight Grease		1
20	034711	<b>PUSHER WELDMENT, LOWER SIDE SUPPORT</b>		1
21	F05011-52	<b>WASHER, 9/16" SAE FLAT</b>		1
22	F05011-9	<b>WASHER, 1/2" SPLIT LOCK</b>		1
23	F05008-50	<b>BOLT, 1/2-13 X 1" HEX HEAD</b>		1
24	F05008-37	<b>BOLT, 1/2"-13 X 1 1/4" HEX HEAD GRADE 5</b>		2
25	F05010-8	<b>NUT, 1/2-13 HEX NYLON LOCK</b>		3
26	106868	<b>ARM WELDMENT, SIDE SUPPORT FRONT LIFT</b>		1
27	P04107	<b>FITTING, 3/16" STRAIGHT GREASE</b>		2
28	034728	<b>PIN WELDMENT, 10 7/8" PIVOT</b>		1
29	F05008-23	<b>BOLT, 1/2-13 X 3" HEX HEAD GRADE 5</b>		1
30	034736	<b>CYLINDER, 2 1/2" X 6" X 1/4" NPT PORT HYDRAULIC</b>		1
31	034726	<b>PIN WELDMENT, 4 3/8" PIVOT</b>		1
32	P09140	<b>FITTING, 1/4" NPT MALE PIPE ELBOW</b>		2
33	015490	<b>FITTING, 3/8" NPT X 1/4" NPT REDUCER</b>		2
34	015484	<b>VALVE, SIDE SUPPORT SEQUENCE</b>		2
35	016822	<b>FITTING, 3/8" NPT MALE RUN TEE</b>		2
36	016820	<b>FITTING, 3/8" NPT X 3/8" JIC ELBOW</b>		3
37	016819	<b>FITTING, 3/8" NPT X 3/8" JIC CONNECTOR</b>		1
38	P05759	<b>FITTING, 3/8" NPT STREET ELBOW</b>		1

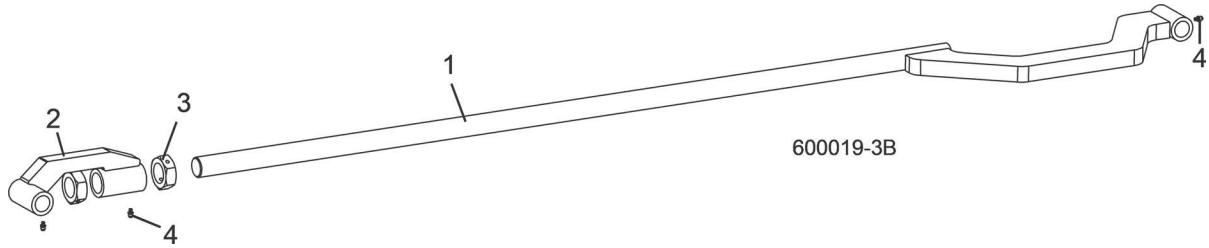
9.9 Hydraulic Log Side Supports (Rear)



REF	PART #	DESCRIPTION	COMMENTS	QTY.
	034732	<b>SUPPORT ASSEMBLY, VERTICAL HYDRAULIC SIDE</b>		1
1	034704	Rod Weldment, Vertical Side Support		1
2	P04107	Fitting, 3/16" Straight Grease		1
3	F04254-12	Ring, 62mm Din #472 Inside Retaining		2
4	042262	Bushing, Side Support		2
5	034703	Mount Weldment, Vertical Side Support		1
6	F05008-78	Bolt, 1/2-13 x 4" Hex Head Grade 5		1
7	F05008-23	Bolt, 1/2-13 x 3" Hex Head Grade 5		1
8	F05010-8	Nut, 1/2-13 Hex Nylon Lock		2
9	F05010-118	Nut, 1-14 Hex Jam		3
	034733	Roller Kit, Side Support		1
10	016561	Roller, Side Support		2
11	016560	Bushing, 5/8" x 1" x 3/4" Bronze		2
12	F05011-5	Washer, 5/8" SAE Flat		2
13	P05035	Collar, 5/8" Lock		2
14	F05009-10	Bolt, 5/8-11 x 4 1/2" Hex Head Grade 5		1
15	F05010-4	Nut, 5/8-11 Hex Lock		1

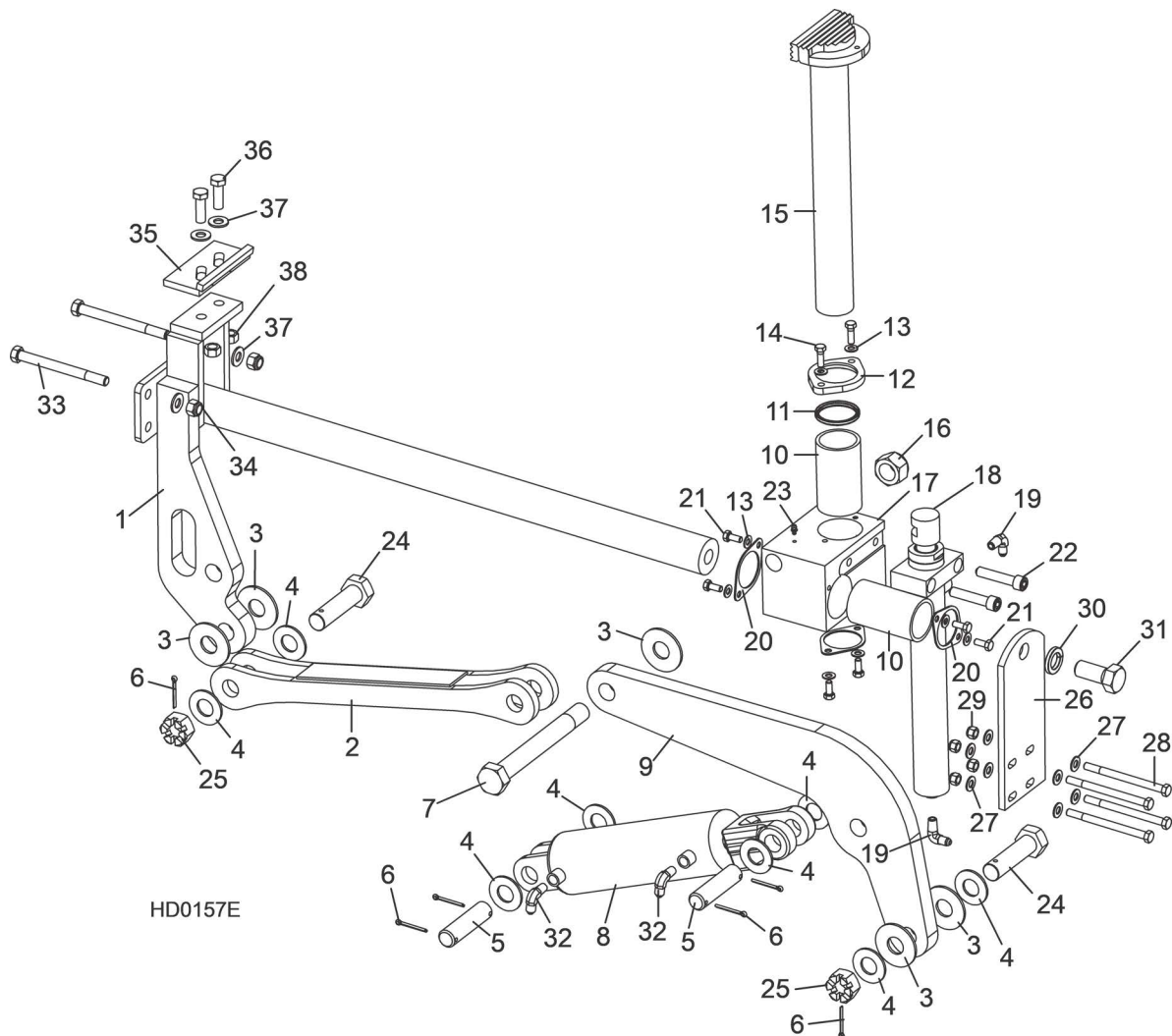
REF	PART #	DESCRIPTION	COMMENTS	QTY.
16	034726	<b>PIN WELDMENT, 4 3/8" PIVOT</b>		1
	036053	<b>PIN ASSEMBLY, SIDE SUPPORT PIVOT</b>		1
17	034718	Pin, Grooved Pivot	Available in assemblies only.	1
18	F04254-15	Ring, 1" 3100-100 Outside Retaining		2
19	P04107	Fitting, 3/16" Straight Grease		1
20	034711	<b>PUSHER WELDMENT, LOWER SIDE SUPPORT</b>		1
21	F05011-52	<b>WASHER, 9/16" SAE FLAT</b>		1
22	F05011-9	<b>WASHER, 1/2" SPLIT LOCK</b>		1
23	F05008-50	<b>BOLT, 1/2-13 X 1" HEX HEAD</b>		1
24	F05008-37	<b>BOLT, 1/2"-13 X 1 1/4" HEX HEAD GRADE 5</b>		2
25	F05010-8	<b>NUT, 1/2-13 HEX NYLON LOCK</b>		2
26	034716	<b>ARM WELDMENT, VERTICAL SIDE SUPPORT REAR LIFT</b>		1
27	P04107	<b>FITTING, 3/16" STRAIGHT GREASE</b>		1
28	034728	<b>PIN WELDMENT, 10 7/8" PIVOT</b>		1
29	F05008-23	<b>BOLT, 1/2-13 X 3" HEX HEAD GRADE 5</b>		1

## 9.10 Hydraulic Log Side Supports (Link)



REF	PART #	DESCRIPTION	COMMENTS	QTY.
1	034725	ROD WELDMENT, SIDE SUPPORT LINK		1
2	106869	ARM WELDMENT, SIDE SUPPORT LINK		1
3	F05010-100	NUT, 1 1/4"-12 HEX JAM		2
4	P04107	FITTING, 3/16" STRAIGHT GREASE		3

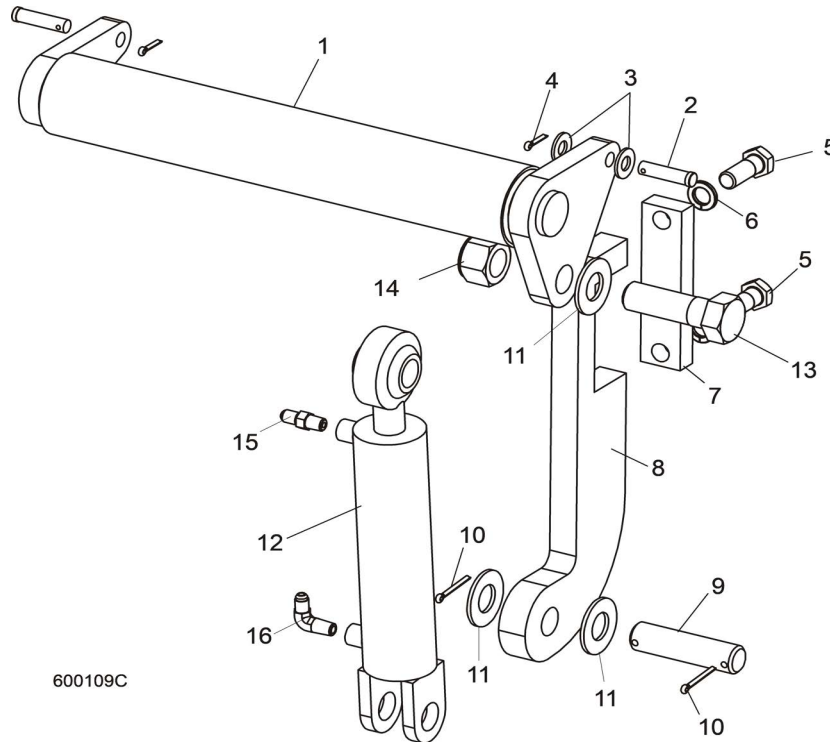
## 9.11 Hydraulic Log Clamp



REF	PART #	DESCRIPTION	COMMENTS	QTY.
	017264	<b>CLAMP ASSEMBLY, HYDRAULIC 2-PLANE</b>		1
1	017265	Mount Weldment, Hydraulic Clamp Slide		1
2	017267	Link Weldment, Hydraulic Clamp		1
3	015057	Washer, 1/8" x 2 1/2" Hardened		5
4	F05011-28	Washer, 1" SAE Flat		8
5	S09251	Pin, 1" x 3.88"		2
6	F05012-23	Pin, 3/16" x 1 1/2" Cotter		6
7	015049	Bolt, 1-14 x 8 1/2" Hex Head Grade 8		1
8	017275	Cylinder, 3" x 7" Hydraulic		1
	061365	Seal kit for Bailey Cyl. 017275		
9	017274	Arm, Clamp Pivot		1
10	015088	Bushing, Clamp Slide		2
	017271	Wiper Assembly, Vertical Clamp Rod		1
11	017273	Wiper, Vertical Clamp Rod		1
12	017272	Flange, Vertical Clamp Rod Wiper		1
13	F05011-17	Washer, 5/16" SAE Flat		8
14	F05006-1	Bolt, 5/16-18 x 1" Hex Head		2

REF	PART #	DESCRIPTION	COMMENTS	QTY.
15	015043	Clamp Weldment, Vertical		1
16	F05010-141	Nut, 1-14 Nylon Lock		1
17	017270	Block, Hydraulic Clamp Slide		1
18	015050	Cylinder Weldment, Vertical Clamp Hydraulic		1
	061435	Seal kit for 1" Bailey Cyl. 015050	Used on Bailey Cyl. after 8/19	1
	016204	Seal Kit, Hydraulic Cylinder		1
	016204-1009	Instruction Sheet, Vertical Clamp Seal Replacement		1
19	074543	Fitting, 4SAE-4JIC 90° Elbow	Fitting, 1/4" NPT x 1/4" JIC Elbow P09142 was replace with 074543 as of 11/6/2020, per ECN 37711.	2
20	017242	Retainer, Clamp Bushing		3
21	F05006-5	Bolt, 5/16-18 x 3/4" Hex Head		6
22	F05008-39	Bolt, 1/2-13 x 2 1/2" Socket Head		2
23	P04107	Fitting, 3/16" Straight Grease		1
24	015072	Bolt, 1-14 x 3 3/4" Hex Head Grade 8 w/Hole		2
25	F05010-163	Nut, 1-14 Slotted Hex		2
26	015068	Plate, Log Clamp Mount		1
27	F05011-3	Washer, 3/8" SAE Flat		8
28	F05007-5	Bolt, 3/8-16 x 5" Hex Head		4
29	F05010-10	Nut, 3/8-16 Hex Nylon Lock		4
30	F05011-46	Washer, 7/8" Split Lock		1
31	F05014-2	Bolt, 7/8-14 x 2" Hex Head Grade 5		1
32	015491	Fitting, 1/4" NPT - 3/8" JIC Elbow		2
33	F05008-28	Bolt, 1/2-13 x 5 1/2" Hex Head Grade 5		2
34	F05010-8	Nut, 1/2-13 Hex Nylon Lock		2
	K09485	Clamp Stop Kit, Hydraulic Log		1
35	W09404	Plate, Clamp Stop		1
36	F05008-33	Bolt, 1/2-13 X 1 1/2" Hex Head Grade 5		2
37	F05011-2	Washer, 1/2" SAE Flat		2
38	F05010-3	Nut, 1/2-13 Hex Lock		2

## 9.12 Hydraulic Toe Board



600109C

REF	PART #	DESCRIPTION	COMMENTS	QTY.
1	074842	TOE BOARD ASSEMBLY, HYDRAULIC		2
2	F05012-82	PIN, 1/2-1 3/4 CLEVIS		4
3	F05011-2	WASHER, 1/2" SAE FLAT		4
4	F05012-3	PIN, 1/8 X 3/4" COTTER		4
5	F05009-33	BOLT, 5/8-11 X 1 3/4" HEX HEAD		4
6	F05011-27	WASHER, 5/8" SPLIT LOCK		4
7	S13023	PLATE, HYDRAULIC TOEBOARD MOUNT		2
8	S13022	BRACKET, HYDRAULIC TOEBOARD MOUNT		2
9	S09251	PIN, CYLINDER MOUNT		2
10	F05012-23	PIN, 3/16" X 1 1/2" COTTER		4
11	F05011-28	WASHER, 1" SAE FLAT		6
12	014482	CYLINDER, 1 1/2" X 6" HYDRAULIC TOE BOARD		2
	014547	Seal Kit, 1 1/2" x 6" Hydraulic Cylinder		1
13	F05009-51	BOLT, 1-8 X 3 1/4" HEX HEAD GRADE 5		2
14	F05010-109	NUT, 1-8 HEX NYLON LOCK		2
15	P09143	FITTING, 1/4" NPT X 1/4" JIC MALE		2
16	P09142	FITTING, 1/4" NPT X 1/4" JIC MALE ELBOW		2



## SECTION 10 MISCELLANEOUS

### 10.1 Replacement Manuals



REF	DESCRIPTION (◆ Indicates Parts Available In Assemblies Only)	PART #	QTY.
<b>Wood-Mizer Product Information</b>			
1	ALL-PRODUCTS CATALOG	PS750	1
<b>Basic Sawmill Manuals</b>			
2	TRU-SHARP BLADE HANDBOOK	M600	1
3	WOOD-MIZER GENERAL INFORMATION	M601	1
4	LT60HD/LT70HD OPERATOR'S MANUAL	M1667	1
5	LT70HD-WR WIRELESS OPERATOR'S MANUAL	M1669	1
6	LT60HD/70HD PARTS MANUAL	M1666	1
7	LT70HD-WR WIRELESS PARTS MANUAL	M1668	1
<b>Power Option Manuals</b>			
8	E25 MOTOR OPTION MANUAL	M1082	1
9	E30 MOTOR OPTION MANUAL	M1778	1
10	D51 ENGINE OPTION MANUAL	M1146	1
11	D55 ENGINE OPTION MANUAL	M1589	1
12	D62 ENGINE OPTION MANUAL	M1138	1
<b>Trailer Option Manuals</b>			
13	SUPER ELECTRIC BRAKE TRAILER OPTION	M797	1
14	SUPER SURGE BRAKE TRAILER OPTION	M795	1
<b>Miscellaneous Option Manuals</b>			
15	SHINGLE/LAPSIDER OPTION MANUAL	M621	1
16	OPERATOR'S SEAT OPTION MANUAL	M613	1
17	RESAW ATTACHMENT OPTION MANUAL	M263	1
18	BED EXTENSION OPTION MANUAL	M294	1
19	DEBARKER OPTION MANUAL (DC)	M1059	1
20	DEBARKER OPTION MANUAL (AC)	M1105	1
21	ACCUSET 2 OPTION MANUAL	M1521	1
22	LASER SIGHT OPTION MANUAL	M1081	1
23	LUBE-MIZER OPTION MANUAL	M885	1
24	LATHE-MIZER OPTION MANUAL	M1337	1
<b>Electrical Diagrams</b>			
25	E25-H ELECTRICAL INFORMATION	M1088	1
26	E25-L ELECTRICAL INFORMATION	M1090	1
27	E25-C ELECTRICAL INFORMATION	M1092	1
28	E25-H-WR WIRELESS ELECTRICAL INFORMATION	M1558	1
29	E25-L-WR WIRELESS ELECTRICAL INFORMATION	M1559	1

30	E25-C-WR WIRELESS ELECTRICAL INFORMATION	M1557	1
31	E30-H-WR WIRELESS ELECTRICAL INFORMATION	M1780	1
32	D51/D62 ELECTRICAL INFORMATION	M1141	1
33	D55 ELECTRICAL INFORMATION	M1590	1
34	D51/D62-WR WIRELESS ELECTRICAL INFORMATION	M1556	1
35	D55-WR WIRELESS ELECTRICAL INFORMATION	M1592	1