

Wood-Mizer[®] MultiHead

Electrical Diagrams & Components Lists

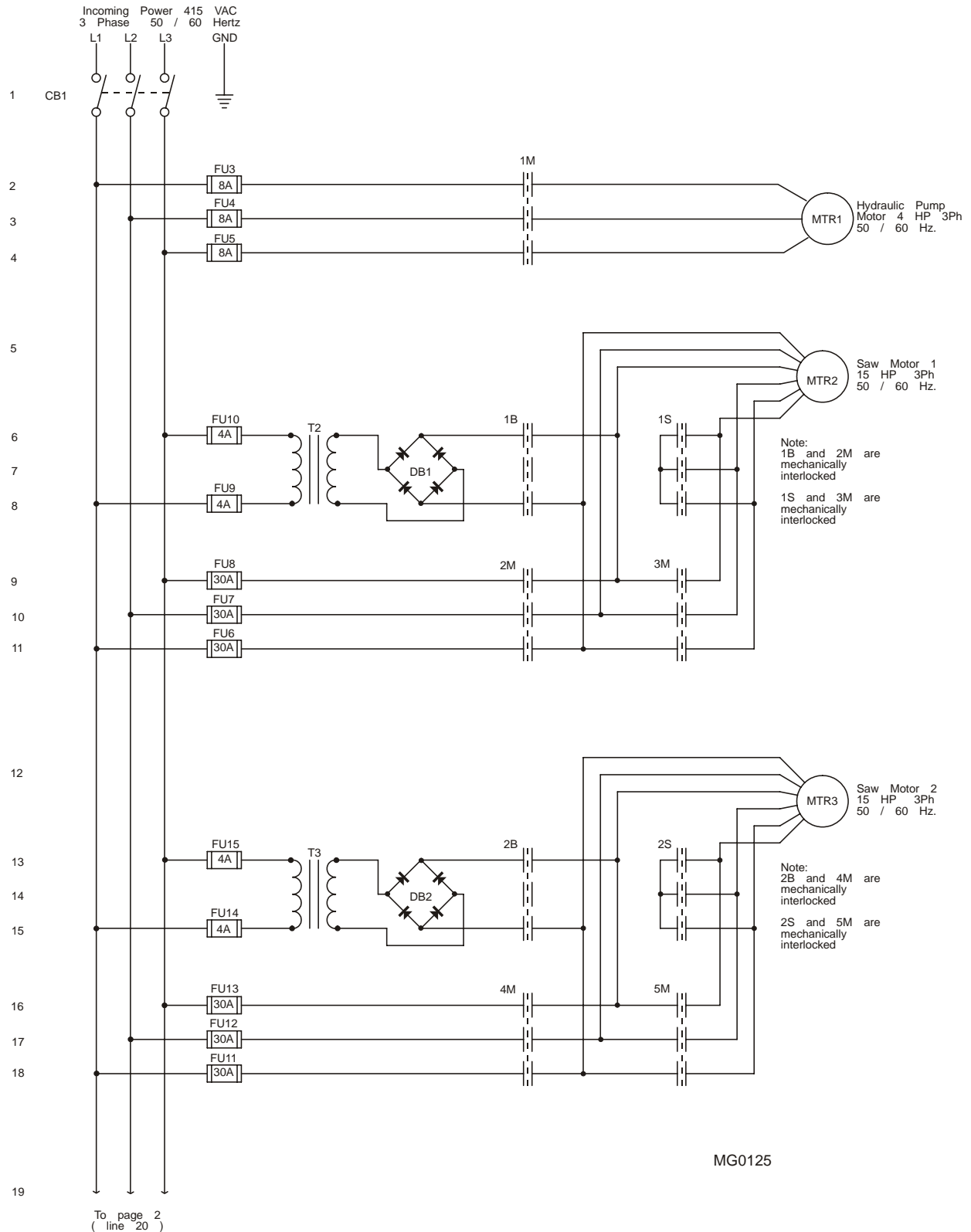
Global 15HP Electrical Package



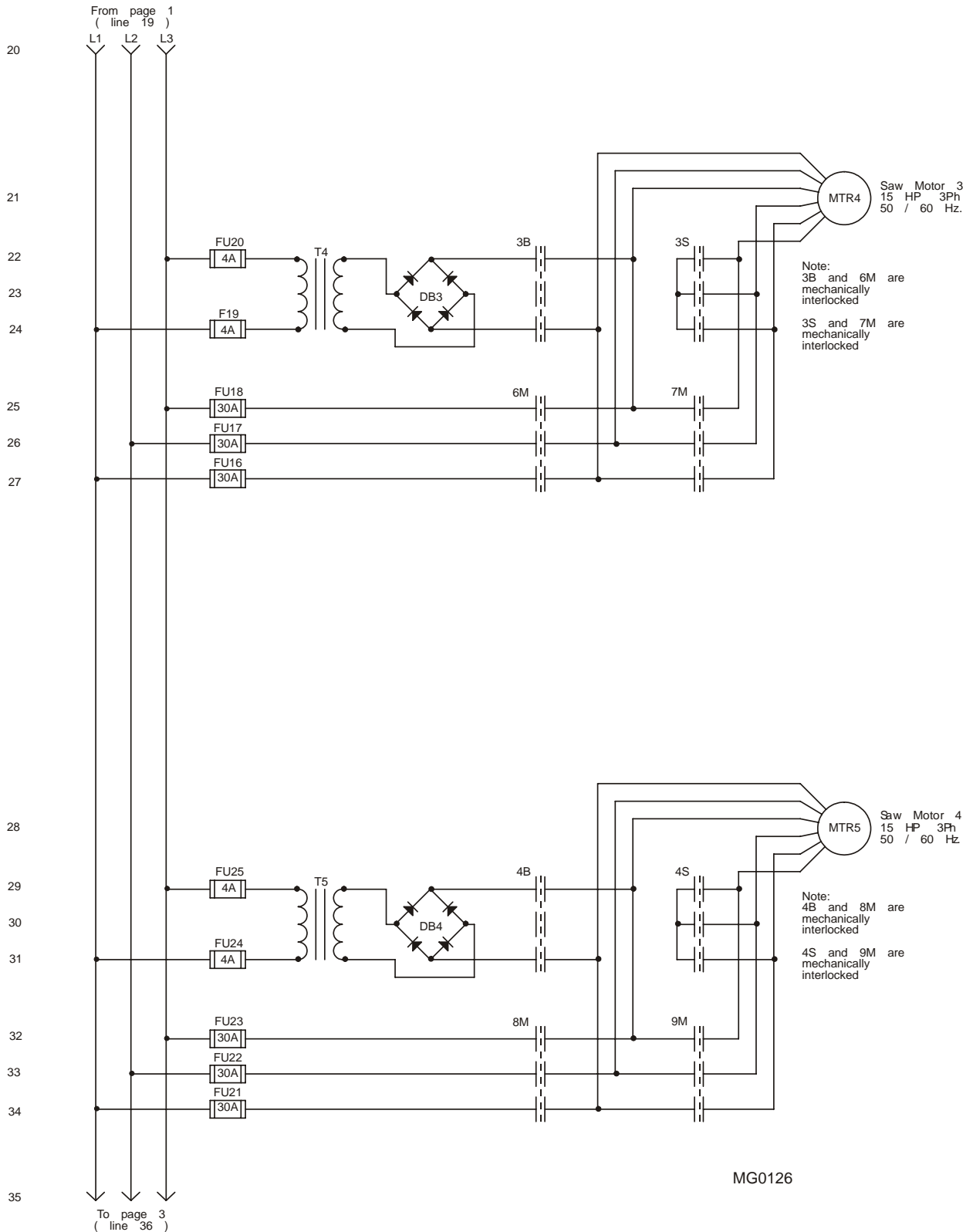
Safety is our #1 concern! Read and understand all safety information and instructions before operating, setting up or maintaining this machine.

November 1999

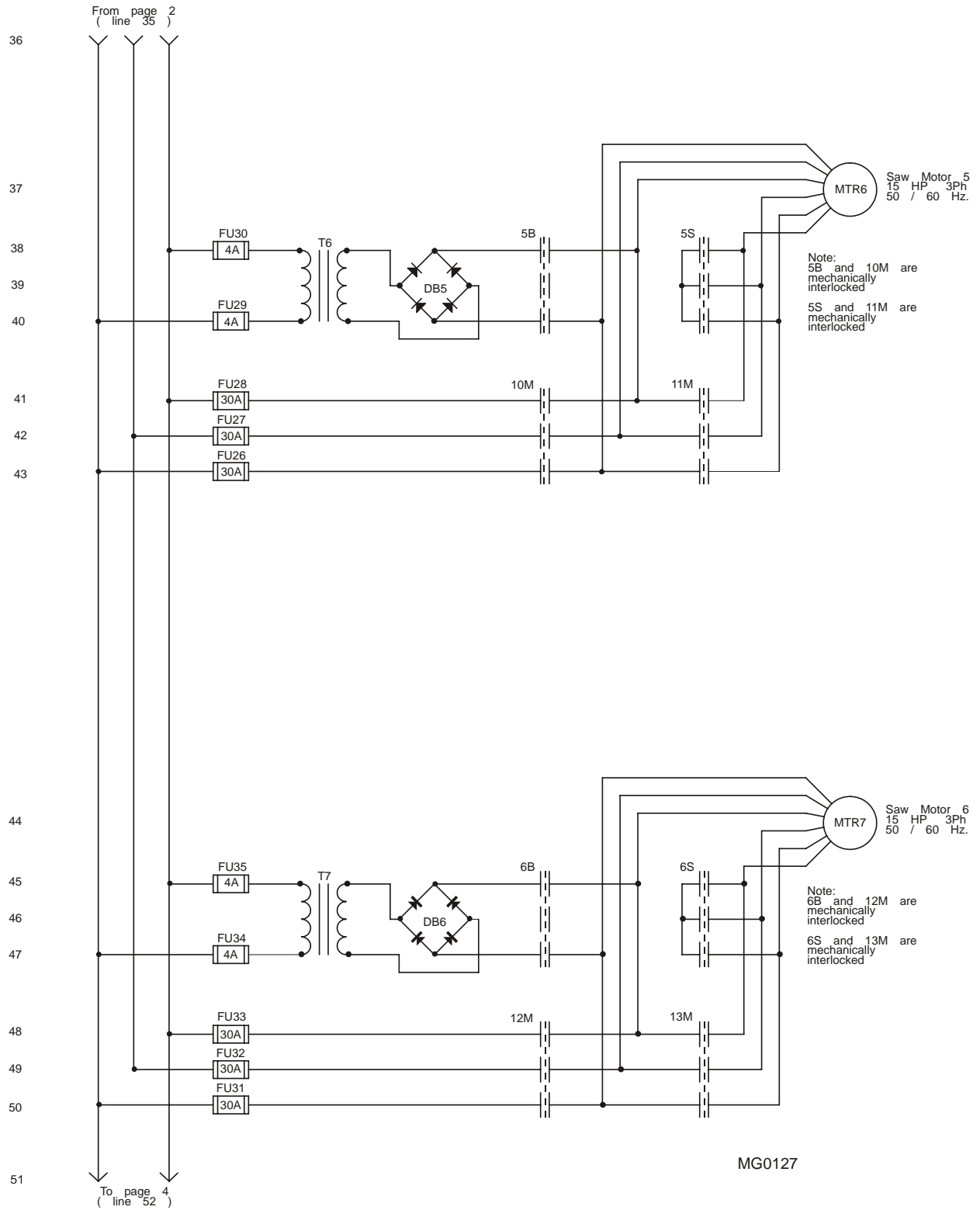
Form #438



ELECTRICAL DIAGRAM (PAGE 1 OF 6)

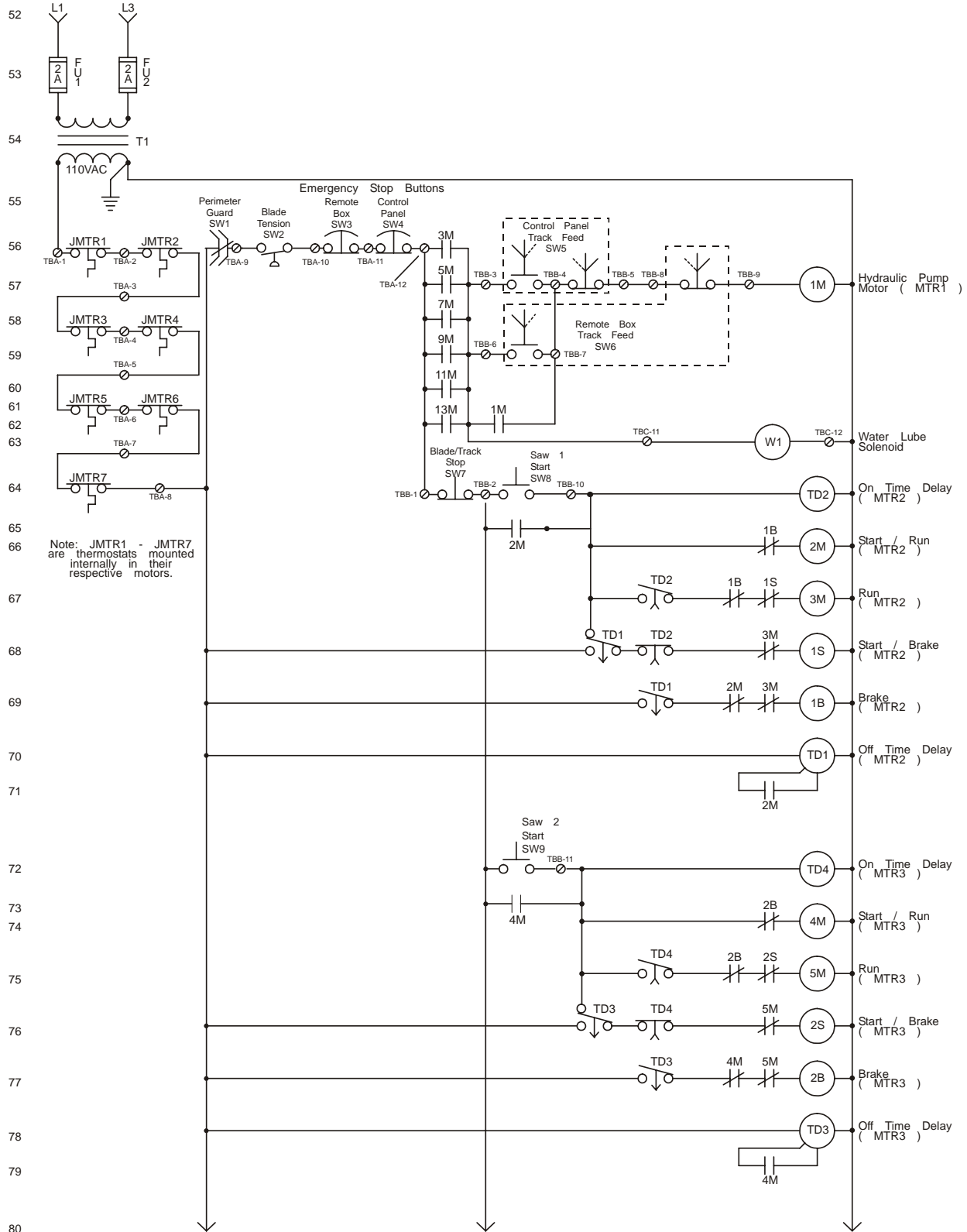


ELECTRICAL DIAGRAM (PAGE 2 OF 6)



ELECTRICAL DIAGRAM (PAGE 3 OF 6)

From page 3 (line 51)

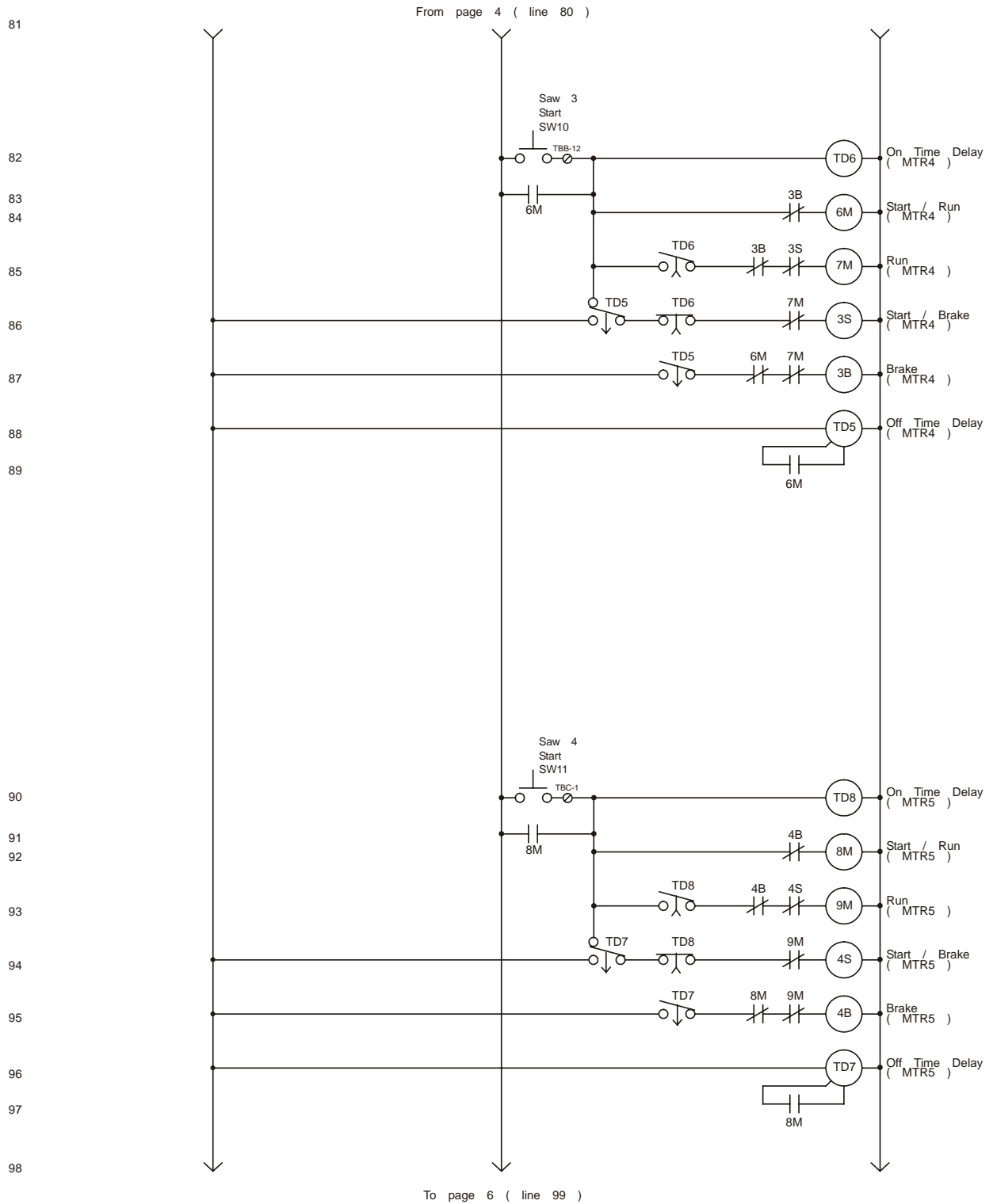


Note: JMTR1 - JMTR7 are thermostats mounted internally in their respective motors.

To page 5 (line 81)

MG0128

ELECTRICAL DIAGRAM (PAGE 4 OF 6)



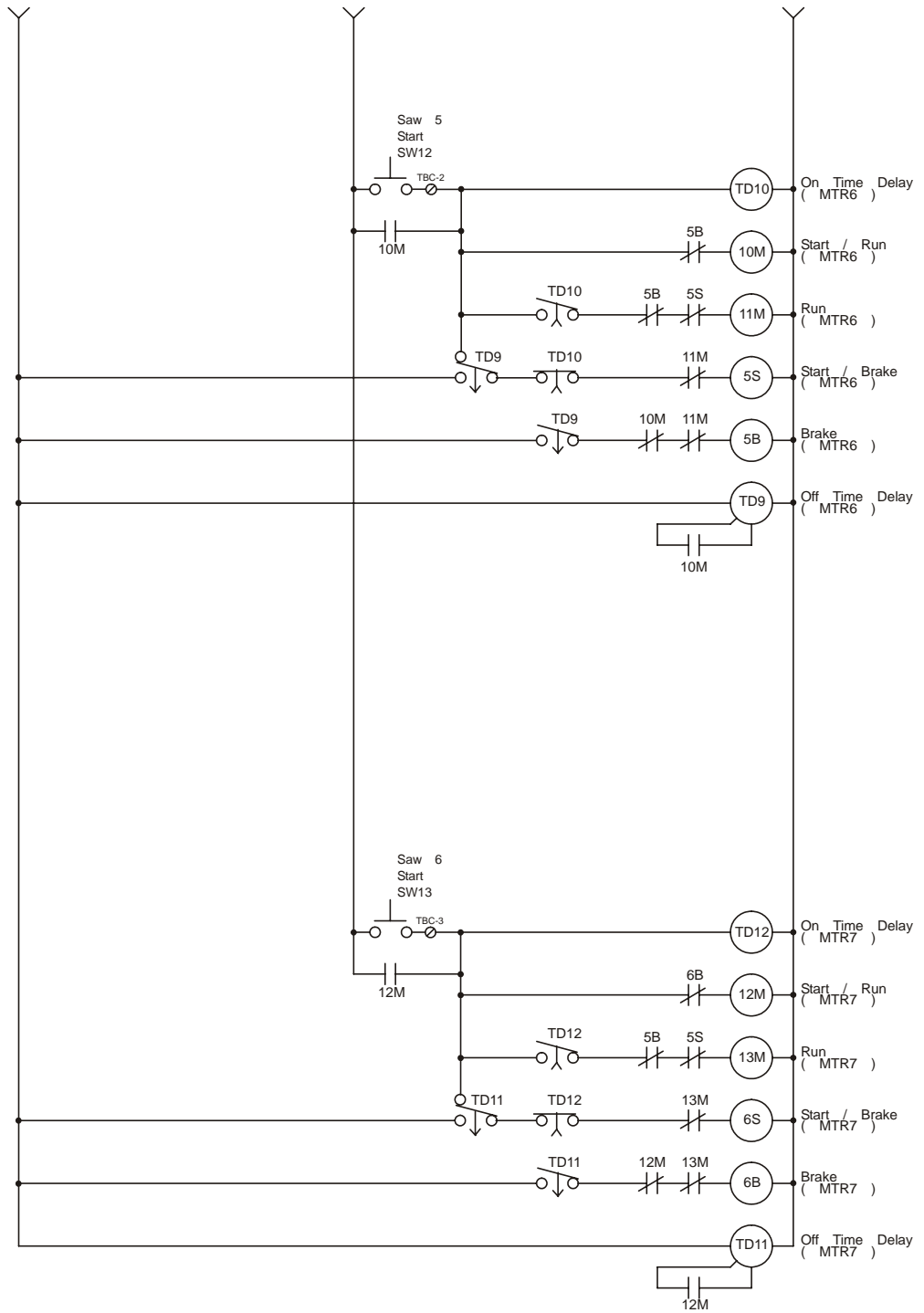
MG0129

ELECTRICAL DIAGRAM (PAGE 5 OF 6)

From page 5 (line 98)

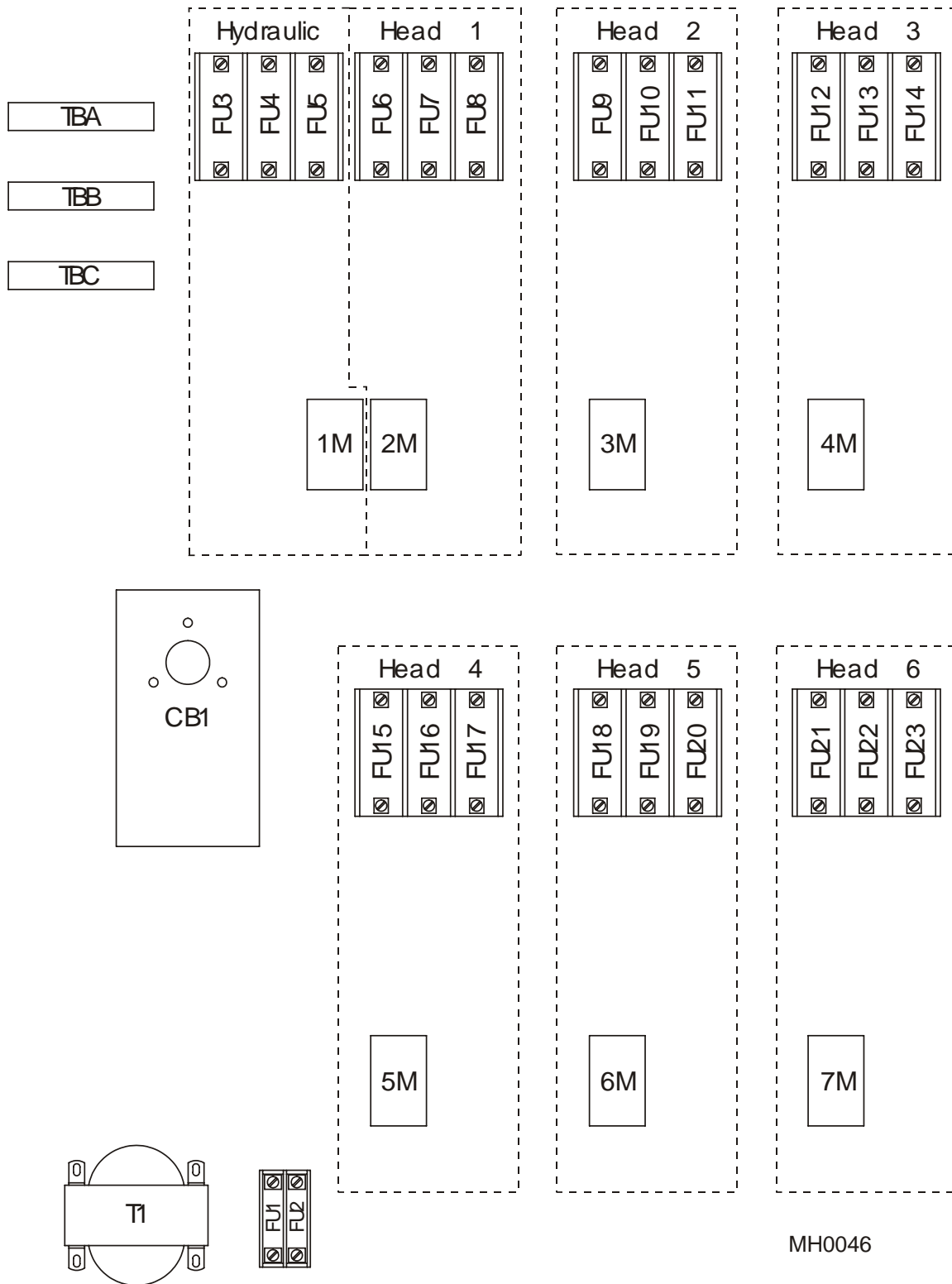
99
100
101
102
103
104
105
106
107

108
109
110
111
112
113
114
115

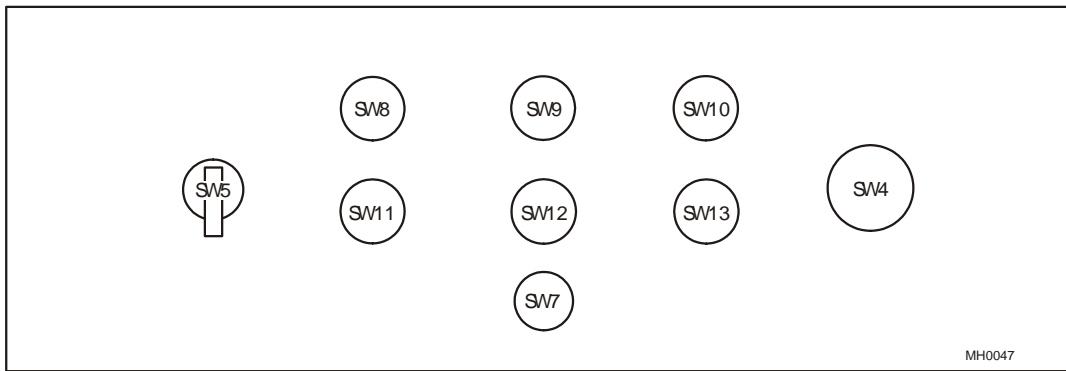


MG0130

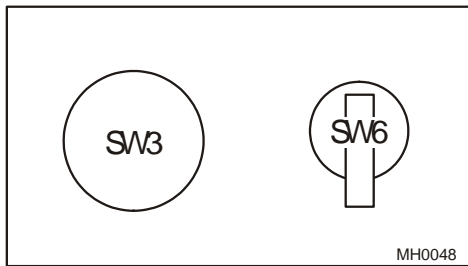
ELECTRICAL DIAGRAM (PAGE 6 OF 6)



ELECTRICAL COMPONENT DIAGRAM



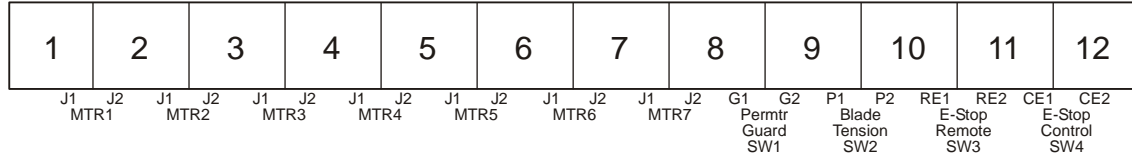
MAIN CONTROL PANEL DIAGRAM



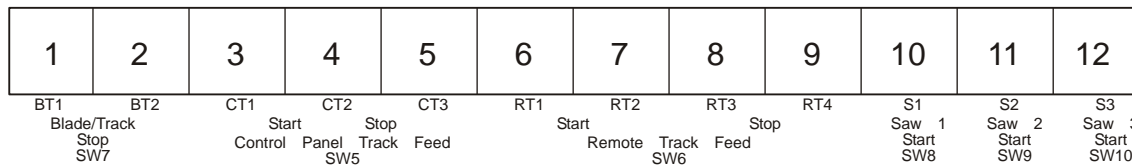
REMOTE CONTROL PANEL DIAGRAM

TBA

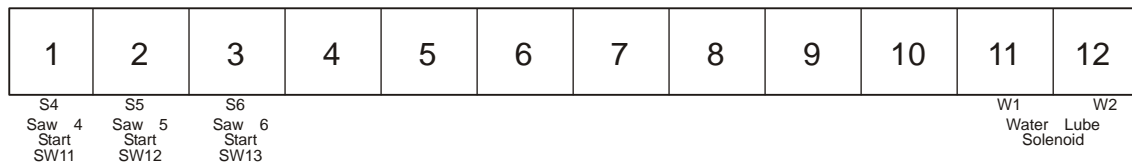
MH0049



TBB



TBC



TERMINAL BLOCK DIAGRAM

ELECTRICAL COMPONENT LIST				
PART	MFG. PART #	MFG.	W-M PART #	DESCRIPTION
1M	LC1D0910F7	Telemecanique	E23403 ¹	Contactora, 9 Amp 120VAC Coil 50/60HZ IEC
1B-6B, 1S-6S, 2M-13M	LC1D2510F7	Telemecanique	E23404 ²	Contactora
	LA1 DN22	Telemecanique	E23408 ²	Block, Auxiliary Contact
	LA9 D09978	Telemecanique	E23406 ²	Interlock, Mechanical
MTR1	35L432S377	Baldor	P22735 ³	Motor, 4HP Custom 3 Phase w/Thermistats (460 VAC)
	35M405S985G1	Baldor	P22689	Motor, 4HP Custom 3 Phase w/Thermistats (575 VAC)
MTR2 - MTR7	37F551X608G1	Baldor	P11813	Motor, 15HP Custom 3 Phase w/Thermistats (460 VAC)
	37F551X939G1	Baldor	P12552	Motor, 15HP Custom 3 Phase w/Thermistats (575 VAC)
CB1	FHL36000MMT	Square D	E20523	Disconnect, 100 Amp (1 - 2 Head Saws)
	JGM36000S25	Square D	069357 ⁴	Breaker, 600V 250A J-Frame Molded Case (3-6 Head Saws)
	0421LJ1	Square D	069358	Handle Kit, J-Frame Door-Mounted Rotary
	PDC6JD4	Square D	069359	Lug Kit, J-Frame Breaker Power Distribution
FU1, FU2	S37450	Square D	069360	Shield, J-Frame Breaker Long Lug
FU3, FU4, FU5	AJT-8	Gould	E22715	Fuse, 8 Amp 600 Volt Class J
FU6, FU7, FU8, FU11, FU12, FU13, FU16, FU17, FU18, FU21, FU22, FU23, FU26, FU27, FU28, FU31, FU32, FU33	AJT-30	Gould	E22714	Fuse, 30 Amp 600 Volt Class J
FU9, FU10, FU14, FU15, FU19, FU20, FU24, FU25, FU29, FU30, FU34, FU35	ATMR-4	Gould	E22717	Fuse, 4 Amp 600 Volt Class CC
DB1 - DB6	MB352	Diodes, Inc.	E22719	Bridge Rectifier, 35 Amp 200 Volt
SW1	AZ15 ZVR-K	Schmersal	E22711 ⁵	Switch, Perimeter Safety
	AZ15/16 B1	Schmersal	E22711-1 ⁵	Key, Perimeter Safety Switch
SW2	9012 GTG-2	Square D	E22726 ⁶	Switch, Hydraulic Pressure
SW3 & SW4	9001KR9RH13	Square D	052610 ⁷	Switch Assembly, Red Emergency Stop
SW5 & SW6 (Three Pieces)	ZB3 BJ8	Telemecanique	A22775	Switch Operator, 3-Position Track Feed
	ZB2 BE101	Telemecanique		Switch Contact, Track Feed (Normally Open)
	ZB2 BE102	Telemecanique		Switch Contact, Track Feed (Normally Closed)
SW7 (Two Pieces)	9001 KR1U	Square D	E20530	Switch Operator, Blade/Track Stop
	9001 KA3	Square D	E20533	Switch Contact Block, Blade/Track Stop (Normally Closed)
SW8 - SW13 (Two Pieces)	9001 KR1U	Square D	E20530	Switch Operator, Saw Head Start
	9001 KA2	Square D	E20532	Switch Contact Block, Saw Head Start (Normally Open)
T1	9070 K250D1	Square D	P03025	Transformer, 230/460VAC - 120VAC
	9070 K250D5	Square D	P03047	Transformer, 500/575/600 VAC - 125 VAC
T2 - T7	9070 KL250 S39021-526-50	Square D	E22705	Transformer, 240VA 460 - 48V
TB	3004362	Phoenix	024893 ⁸	Terminal Block, 1 Tier
	3003020	Phoneix	050935 ⁸	End Cap, Terminal Block
W1 (2 pieces)	B11-420	Gemline	E22772	Solenoid Valve, 110 VAC 50/60 Hz
			P22514	Nut, Solenoid Valve

Electrical Information

- ¹ Replaces SquareD Contactor E03157 used prior to 11/94.
- ² Replaces SquareD Contactor E22702 used prior to 9/94. Requires Contact Block E23408 and Interlock E23406 to replace original contactor.
- ³ Motor available while supplies last. When stock depleted, upgrade to 5HP motor with kit 065492 (Includes Motor, Couplings, Pump Adaptor & Hardware).
- ⁴ Breaker 069357 replaces E20520 originally supplied prior to 3/10 (SquareD discontinued KHL36000MMT). Replacement requires new handle kit 069358, lug kit 069359 and shield 069360.
- ⁵ Switch and Key purchased as two separate parts 3/00.
- ⁶ Switch E22726 changed by manufacturer 4/11. New switch has straight wire connection. Replace fitting on connecting harness with swivel connector 051750.
- ⁷ E-Stop Assembly 052610 replaces Switch Operator E22703 and Contact E22706 supplied prior to 11/05. Operator E22703 discontinued by the vendor and replacement is not interchangeable with contact E22706. Replace entire switch assembly with 052610.
- ⁸ 024893 Terminal Block and 050935 End Cap replace P12220 and P12221 originally supplied prior to 6/03.