

INDUSTRIAL PRODUCTS

Electrical Diagrams & Components Lists

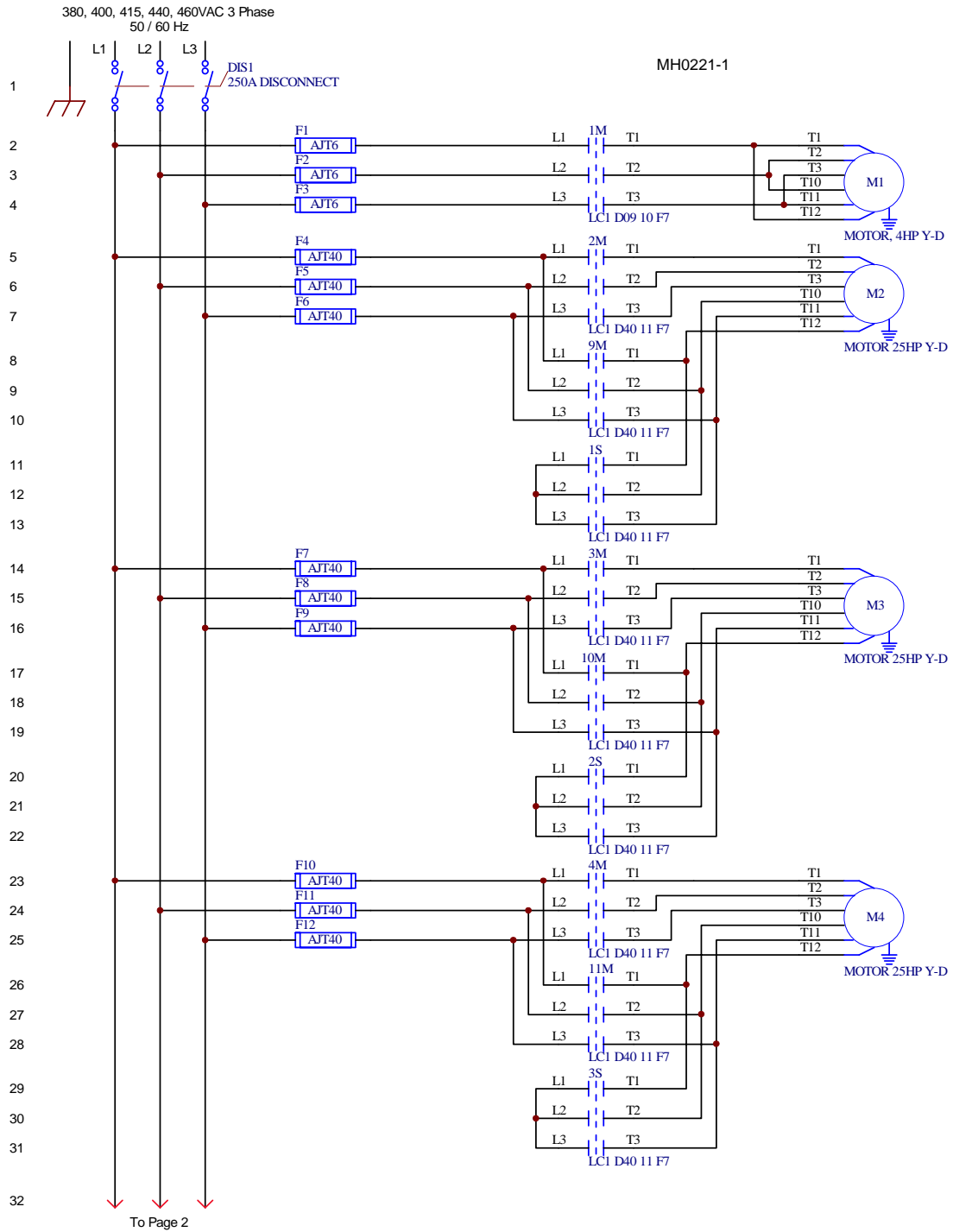
MultiHead 25HP 575V SoftStart Electrical Package

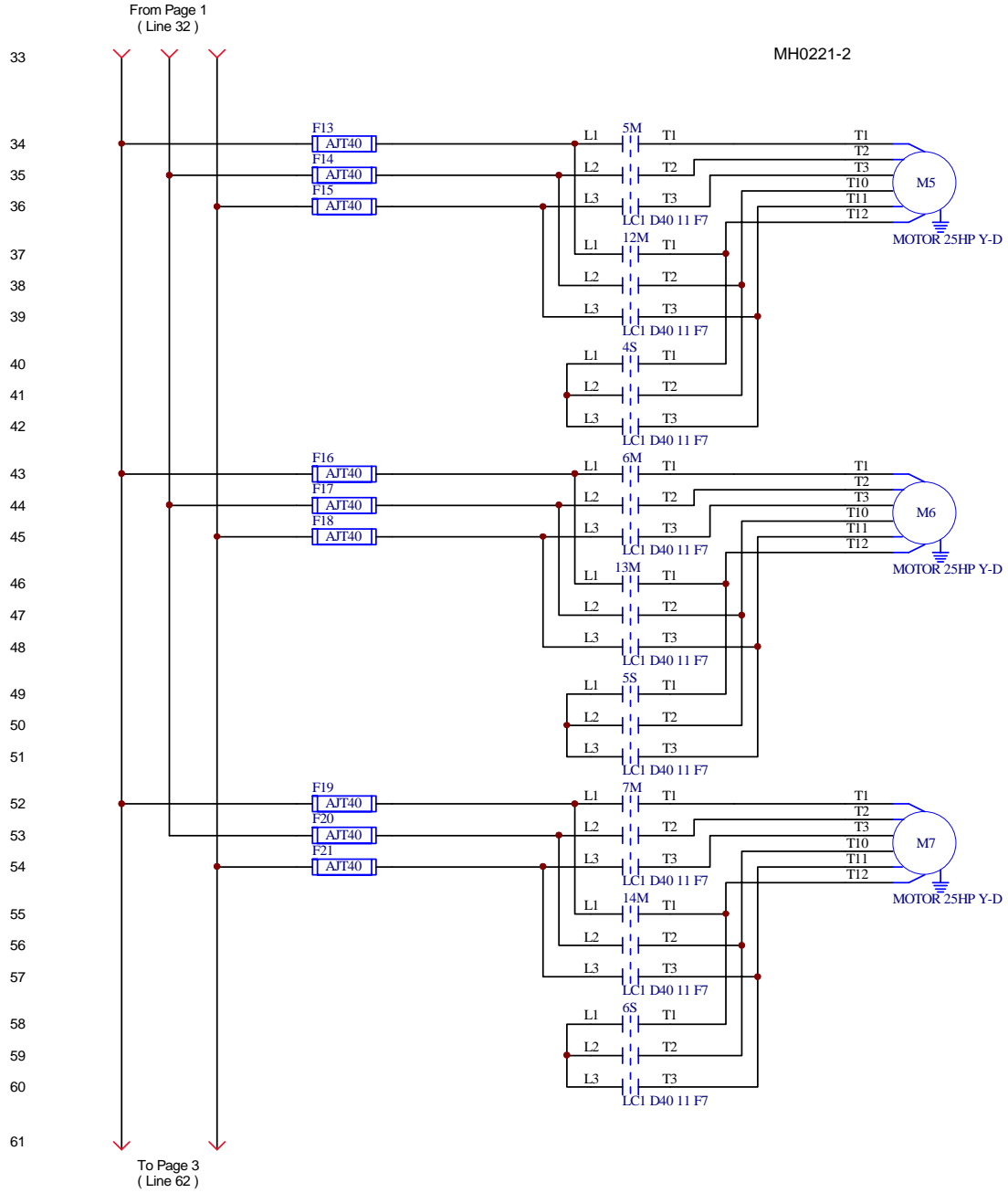


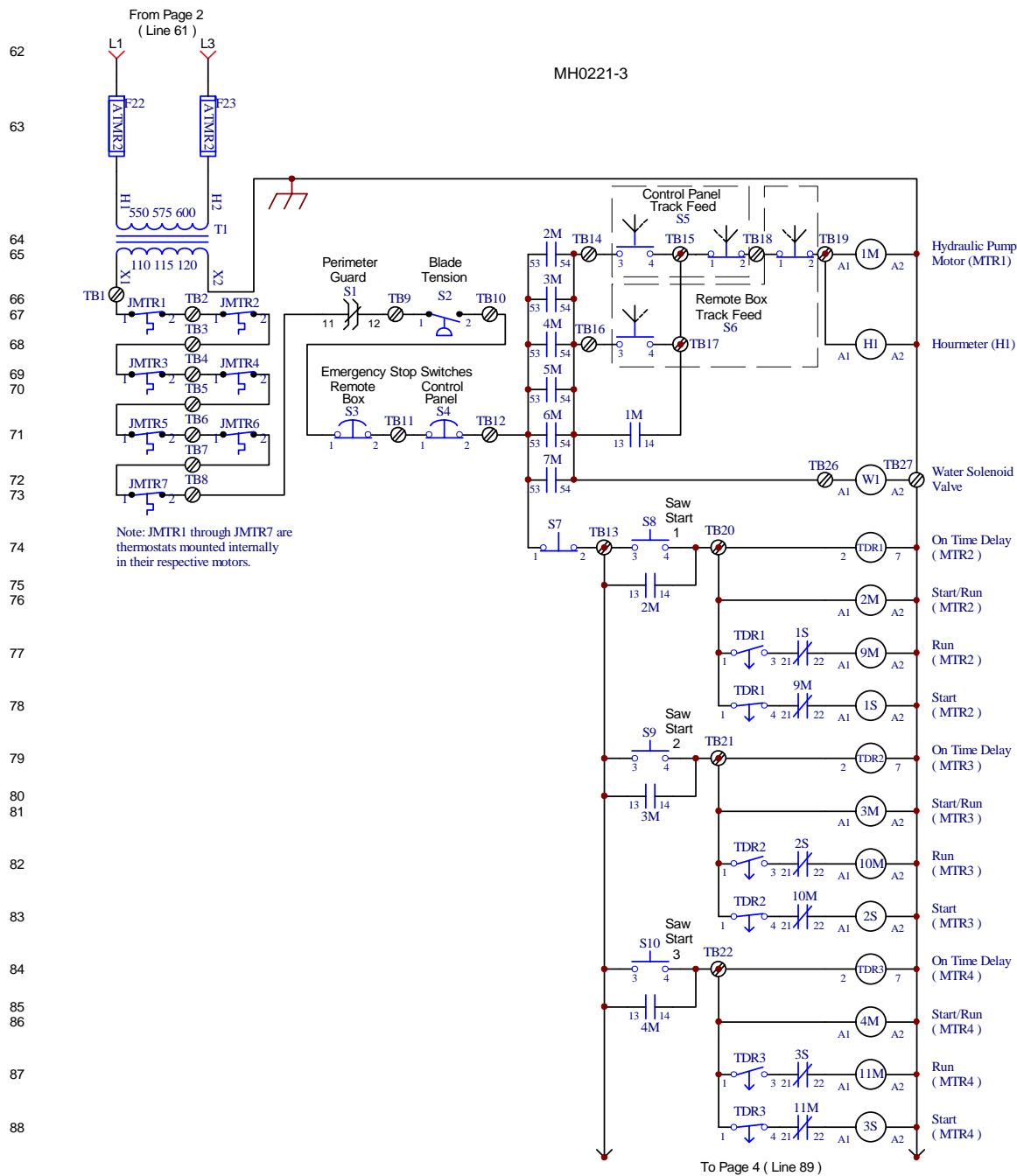
Safety is our #1 concern! Read and understand all safety information and instructions before operating, setting up or maintaining this machine.

April 2005

Form #1022

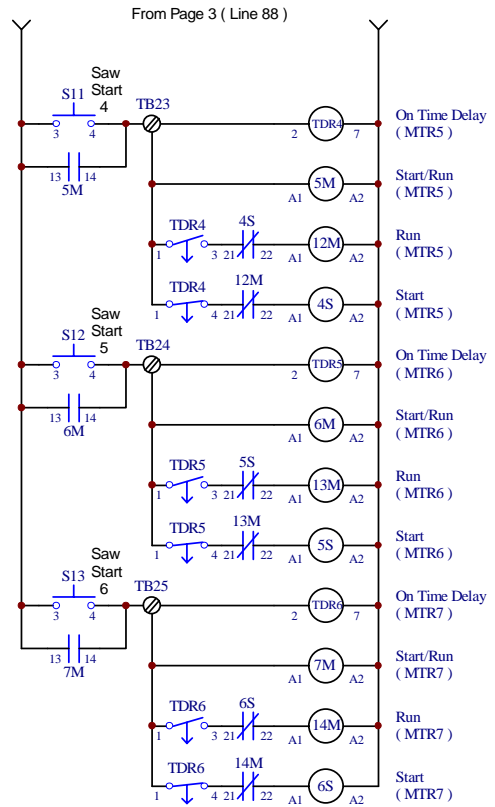






89
90
91
92
93
94
95
96
97
98
99
100
101
102
103
104

MH0221-4



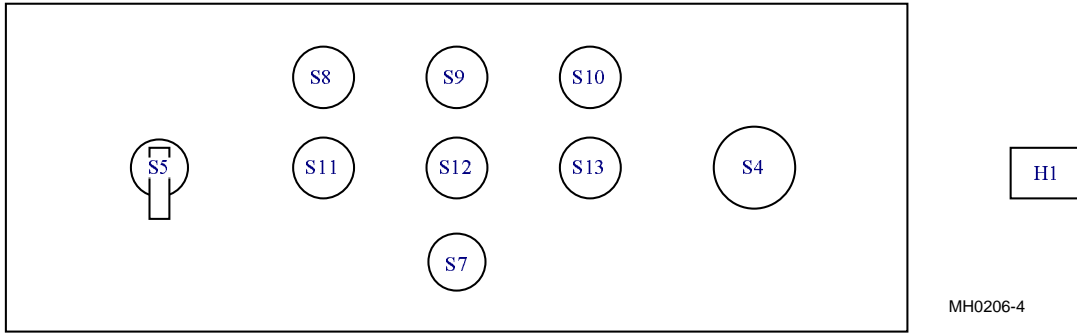
MH0222-3



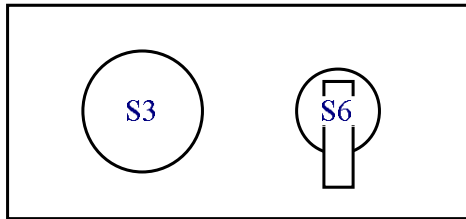
① Used for M68 Merry Go Round option only.

② Used for Soft Start option only.

MAIN CONTROL PANEL DIAGRAM



REMOTE CONTROL PANEL DIAGRAM



ELECTRICAL COMPONENT LIST				
PART	MFG. PART #	MFG.	AWMV PART #	DESCRIPTION
1M	LC1D0910F7	Telemecanique	E23403	Contactora, 9 Amp 120VAC Coil 50/60HZ IEC
2M - 7M, 9M - 14M, 1S - 6S	LC1D40AF7	Telemecanique	053600 ¹	Contactora, 40A 3P 120VAC D-A Series
	LA1 DN22	Telemecanique	E23408	Block, Auxiliary Contact
MTR1	Custom	Baldor	P22689	Motor, 4HP 575V Custom 3 Phase w/Thermistats
MTR2 - MTR7	LM21074	Lincoln	016022	Motor, 25HP 575V Custom 3 Phase w/Thermistats
DIS1	JGM36000S25	Square D	069357 ²	Breaker, 600V 250A J-Frame Molded Case
	0421LJ1	Square D	069358	Handle Kit, J-Frame Door-Mounted Rotary
	PDC6JD4	Square D	069359	Lug Kit, J-Frame Breaker Power Distribution
	S37450	Square D	069360	Shield, J-Frame Breaker Long Lug
F1-F3	AJT-6	Gould-Ferraz	E23237	Fuse, 6 Amp 600 Volt Class J
F4-F21	AJT-40	Gould-Ferraz	024789	Fuse, 40 Amp 600 Volt Class J
F22-F23	ATMR-2	Gould-Ferraz	E22716	Fuse, 2 Amp 600 Volt Class CC
H1	T51E2	ENM	024586	Hour Meter, 115V 50/60 Hz
S1	AZ15 ZVR	Schmersal	E22711	Switch, Perimeter Safety
	AZ15/16 B1	Schmersal	E22711-1	Key, Perimeter Safety Switch
S2	9012 GTG-2	Square D	E22726 ³	Switch, Hydraulic Pressure
S3 & S4 (Two Pieces)	ZB4 BS547	Square D	050551 ⁴	Switch Operator, Red Emergency Stop
	ZB4 BZ102	Square D		Switch Contact Block, Emergency Stop (Normally Closed)
S5 & S6 (Two Pieces)	ZB4 BJ87	Square D	050552 ⁵	Switch Operator, 3-Position Track Feed
	ZB4 BZ105	Square D		Switch Contact, Track Feed (Normally Open)
S7 (Two Pieces)	ZB4 BL47	Square D	050549 ⁶	Switch Operator, Blade/Track Stop
	ZB4 BZ102	Square D		Switch Contact Block, Blade/Track Stop (Normally Closed)
S8 - S13 (Two Pieces)	ZB4 BA37	Square D	050554 ⁷	Switch Operator, Saw Head Start
	ZB4 BZ101	Square D		Switch Contact Block, Saw Head Start (Normally Open)
T1	9070T250D5	Square D	P03047	Transformer, 550-575-600/110-115-120 250VA
TDR1 - TDR6	9050JCK11V20	Square D	E10215	Relay, Time Delay
W1 (Two pieces)	B11-420	Gemline	E22772	Solenoid Valve, 110 VAC 50/60 Hz
			P22514	Nut, Solenoid Valve

¹ DIN rail-mount contactor 053600 replaces panel-mount contactor E23293 originally supplied prior to 1/11 due to a change in vendor supply. Replacement of old-style contactor requires DIN rail 024474-9, three screws F05015-17, new interlock 023171-1 and two clamps E22707. Three 5/32" diameter holes in the mounting panel are required to mount DIN rail.

² Breaker 069357 replaces E20520 originally supplied prior to 3/10 (SquareD discontinued KHL36000MMT). Replacement requires new handle kit 069358, lug kit 069359 and shield 069360.

³ Switch E22726 changed by manufacturer 4/11. New switch has straight wire connection. Replace fitting on connecting harness with swivel connector 051750.

⁴ Telemecanique ZB2 components replaced by Square D ZB4 components 4/02. Kit 050551 replaces E23275 and E23280 originally supplied.

⁵ Telemecanique ZB2 components replaced by Square D ZB4 components 4/02. Kit 050552 replaces 024684 and E23388 originally supplied.

⁶ Telemecanique ZB2 components replaced by Square D ZB4 components 4/02. Kit 050549 replaces E23272 and E23280 originally supplied.

⁷ Telemecanique ZB2 components replaced by Square D ZB4 components 4/02. Kit 050554 replaces E23271 and E23279 originally supplied.