

Parts Manual

**WM3000, WM3000-BX6 &
WM3000-BX10**

rev. B6.00



Safety is our #1 concern! Read and understand all safety information and instructions before operating, setting up or maintaining this machine.

Form #1683

California
Proposition 65 Warning



WARNING: Breathing gas/diesel engine exhaust exposes you to chemicals known to the State of California to cause cancer and birth defects or other reproductive harm.

Always start and operate the engine in a well-ventilated area.
If in an enclosed area, vent the exhaust to the outside.
Do not modify or tamper with the exhaust system.
Do not idle the engine except as necessary.

For more information go to **www.P65warnings.ca.gov**.



WARNING: Drilling, sawing, sanding or machining wood products can expose you to wood dust, a substance known to the State of California to cause cancer. Avoid inhaling wood dust or use a dust mask or other safeguards for personal protection.

For more information go to **www.P65Warnings.ca.gov/wood**.

Active Patents assigned to Wood-Mizer, LLC

Wood-Mizer, LLC has received patents that protect our inventions which are a result of a dedication to research, innovation, development, and design. Learn more at: woodmizer.com/patents

©2024 Wood-Mizer LLC

Printed in the United States of America, all rights reserved. No part of this manual may be reproduced in any form by any photographic, electronic, mechanical or other means or used in any information storage and retrieval system without written permission from

Wood-Mizer, LLC
8180 West 10th Street
Indianapolis, Indiana 46214

Table of Contents

Section-Page

SECTION 1	GENERAL INFORMATION	1-1
1.1	How To Use The Parts List	1-1
SECTION 2	BLADE GUIDES & ARM	2-1
2.1	Blade Guide Kit (Roller/Block, Standard)	2-1
2.2	Blade Guide Kit (Block, Optional).....	2-2
2.3	Blade Guide Assembly, Idle Side (Roller/Block, Standard)	2-4
2.4	Blade Guide Assembly, Idle Side (Block, Optional)	2-7
2.5	Blade Guide Assembly, Drive Side (Roller/Block, Standard)	2-11
2.6	Blade Guide Assembly, Drive Side (Block, Optional).....	2-14
2.7	Blade Guide Arm.....	2-17
2.8	Blade Guide Arm.....	2-19
SECTION 3	BLADE WHEELS & TENSIONER	3-1
3.1	Drive Shaft Assembly.....	3-1
3.2	Idle Shaft/Brake Drum	3-3
3.3	Blade Wheel Kit, Belted (Standard).....	3-4
3.4	Blade Wheel Kit, Crowned (Optional).....	3-6
3.5	Brake Assembly.....	3-8
3.6	Blade Motor Drive Assembly.....	3-10
SECTION 4	SAW HEAD	4-1
4.1	Board Return	4-1
4.2	Board Return Guide.....	4-2
4.3	Covers & Sawdust Chute.....	4-3
4.4	Blow-Off Assembly.....	4-5
4.5	Laser Assembly	4-6
4.6	Decals	4-9
4.7	Head/Air Box Control Assembly	4-10
SECTION 5	UP/DOWN SYSTEM	5-1
5.1	Mast Pads & Rollers	5-1
5.2	Bearing Rails	5-3
5.3	Up/Down Ballscrew Drive	5-4
5.4	Ballscrew Mount (Middle)	5-7
5.5	Ballscrew Mount (Top)	5-9
5.6	Transducer & Head Stop	5-10

Table of Contents

Section-Page

SECTION 6	POWER FEED	6-1
6.1	Upper Track Rollers	6-1
6.2	Lower Track Rollers	6-3
6.3	Power Feed Drive	6-5
6.4	Feed Chain & Stops	6-7
6.5	Lower Wireway	6-9
SECTION 7	BED FRAME	7-1
7.1	Bed Rail #1 (Front).....	7-1
7.2	Bed Rail #2 (Middle Front)	7-2
7.3	Bed Rail (Middle).....	7-3
7.4	Bed Rail #4 (Middle Rear)	7-4
7.5	Bed Rail #5 (Rear).....	7-5
7.6	Leg Assembly (Front & Rear).....	7-6
	<i>WM3000 (with Pantograph Cable Boom)</i>	
7.7	Leg Assembly (Front & Rear).....	7-7
	<i>WM3000 (without Pantograph Cable Boom)</i>	
7.8	Leg Assembly (#2 & #5)	7-9
	<i>WM3000 (with Pantograph Cable Boom)</i>	
7.9	Leg Assembly (#2 & #5)	7-10
	<i>WM3000 (without Pantograph Cable Boom)</i>	
7.10	Leg Assembly (#3 & #4)	7-11
	<i>WM3000 (with Pantograph Cable Boom)</i>	
7.11	Leg Assembly (#3 & #4)	7-12
	<i>WM3000 (without Pantograph Cable Boom)</i>	
7.12	Wireway	7-14
	<i>WM3000 (without Pantograph Cable Boom)</i>	
7.13	Cable Carrier	7-16
	<i>WM3000 (without Pantograph Cable Boom)</i>	

Table of Contents

Section-Page

SECTION 8	HYDRAULICS	8-1
8.1	Hydraulic Log Loader Option	8-1
8.2	Hydraulic Side Supports.....	8-3
8.3	Side Support (Optional Middle)	8-5
8.4	Hydraulic Log Turner.....	8-7
8.5	Hydraulic Log Clamp	8-9
8.6	Hydraulic Toe Board (Front).....	8-11
8.7	Hydraulic Toe Board (Rear).....	8-12
8.8	Hydraulic Toe Board (Rear w/Ramp)	8-13
8.9	Hydraulic Pump & Tank	8-14
8.10	Hydraulic Valve.....	8-16
8.11	Power Taper Set Roller (Optional).....	8-19
8.12	Valve Assembly, Power Taper Set Roller (Optional)	8-21
8.13	Hydraulic Hoses	8-22
SECTION 9	MISCELLENEOUS	9-1
9.1	Lube System	9-1
	<i>LT300 Rev. A9.05+</i>	
9.2	Lube System	9-4
	<i>LT300 Rev. A1.00 - A9.04</i>	
9.3	Tools	9-6
9.4	Manuals	9-7
9.5	Electrical Harnesses/Cables.....	9-8
9.6	Pantograph Assembly.....	9-11
SECTION 10	OPERATOR STATION	10-1
10.1	Frame, Rails & Ladder	10-1
10.2	Seat & Joystick Controls	10-3
10.3	Air Supply	10-5
SECTION 11	PRESSURE LUBE OPTION	11-1
11.1	Pressure Lube System.....	11-1
SECTION 12	CAB OPTION	12-1
12.1	Cab.....	12-1
12.2	Rear Panel.....	12-2
12.3	Right Panel	12-4
12.4	Front Panel.....	12-6
12.5	Left Panel.....	12-8
12.6	Roof.....	12-9

Table of Contents

Section-Page

SECTION 13	BED EXTENSION OPTION	13-1
13.1	Bed Extension Complete (BX6).....	13-1
13.2	Bed Extension Complete (BX10).....	13-2
13.3	Bed Rails (BX6)	13-3
13.4	Bed Rails (BX10)	13-4
13.5	Manual Clamp (BX6)	13-5
13.6	Manual Clamp (BX10).....	13-6
13.7	Connection Hardware (BX6).....	13-7
13.8	Connection Hardware (BX10).....	13-8
13.9	Hydraulic Flow Control Valve (BX10).....	13-9

INDEX	I
--------------	----------

SECTION 1 GENERAL INFORMATION

1.1 How To Use The Parts List

- Use the table of contents or index to locate the assembly that contains the part you need.
- Go to the appropriate section and locate the part in the illustration.
- Use the number pointing to the part to locate the correct part number and description in the table.
- Parts shown indented under another part are included with that part.
- Parts marked with a diamond (◆) are only available in the assembly listed above the part.

See the sample table below. Sample Part #A01111 includes part F02222-2 and subassembly A03333. Subassembly A03333 includes part S04444-4 and subassembly K05555. The diamond (◆) indicates that S04444-4 is not available except in subassembly A03333. Subassembly K05555 includes parts M06666 and F07777-77. The diamond (◆) indicates M06666 is not available except in subassembly K05555.

REF	DESCRIPTION (◆ Indicates Parts Available in Assemblies Only)	PART #	QTY.	
REF	DESCRIPTION (◆ Indicates Parts Available In Assemblies Only)	PART #	QTY.	
	SAMPLE ASSEMBLY, COMPLETE (INCLUDES ALL INDENTED PARTS BELOW)	A01111	1	
1	Sample Part	F02222-22	1	
	Sample Subassembly (Includes All Indented Parts Below)	A03333	1	
2	Sample Part (◆ Indicates Part Is Only Available With A03333)	S04444-4	1	◆
	Sample Subassembly (Includes All Indented Parts Below)	K05555	1	
3	Sample Part (◆ Indicates Part Is Only Available With K05555)	M06666	2	◆
4	Sample Part	F07777-77	1	

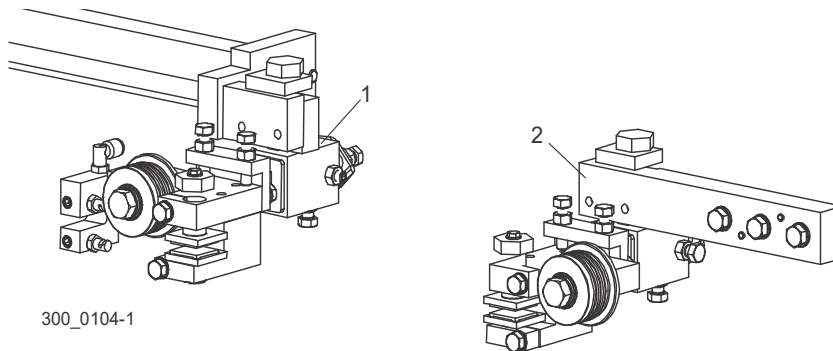
To Order Parts:

- From the continental U.S., call **1-800-525-8100** to order parts. Have your customer number, vehicle identification number, and part numbers ready when you call.
- From other international locations, contact the Wood-Mizer distributor in your area for parts.

2 Blade Guides & Arm
Blade Guide Kit (Roller/Block, Standard)

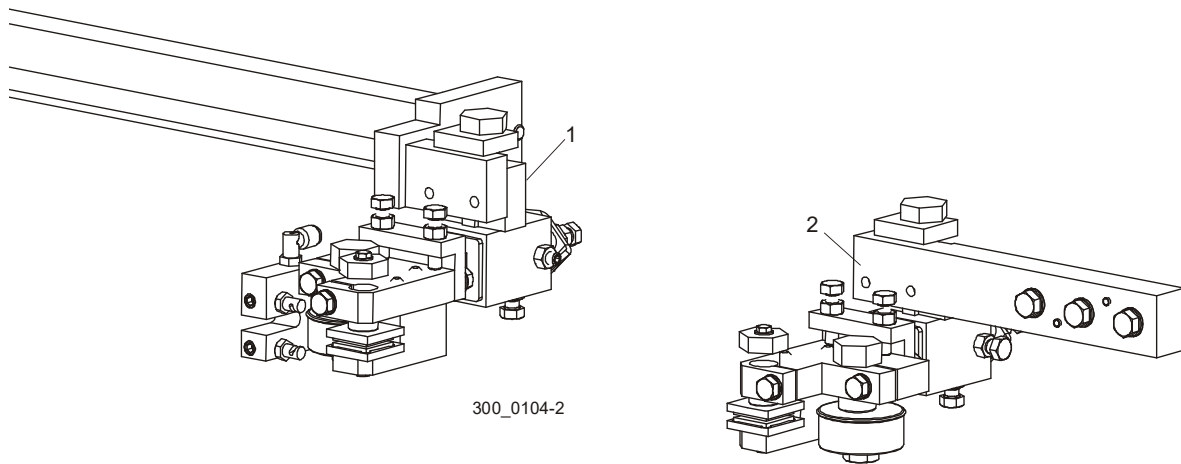
SECTION 2 BLADE GUIDES & ARM

2.1 Blade Guide Kit (Roller/Block, Standard)



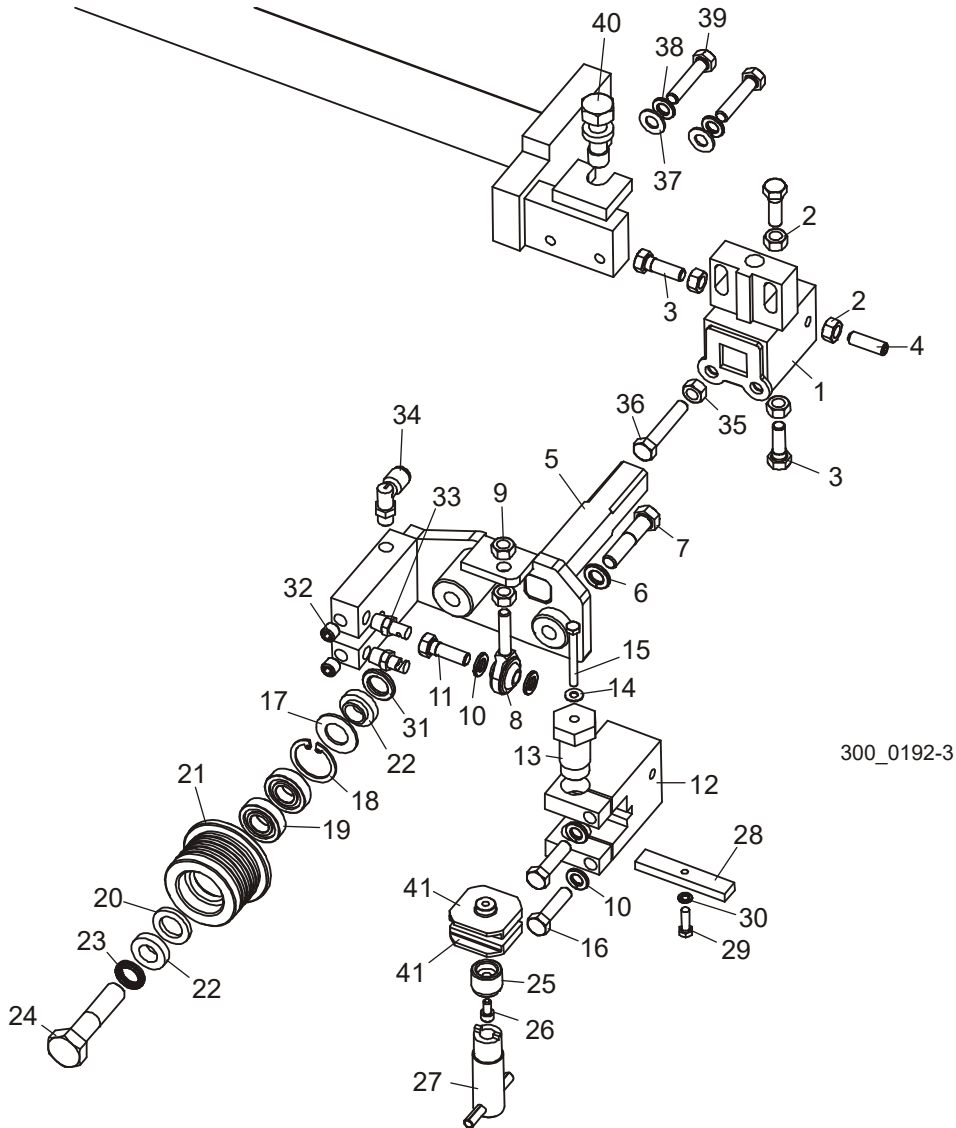
REF	PART #	DESCRIPTION	COMMENTS	QTY.
		GUIDE KIT, BLOCK/ROLLER BLADE		
1		Idle Side Blade Guide Parts (See Section 2.3)		
2		Drive Side Blade Guide Parts (See Section 2.6)		

2.2 Blade Guide Kit (Block, Optional)



REF	PART #	DESCRIPTION	COMMENTS	QTY.
		GUIDE KIT, BLOCK BLADE		
1		Idle Side Blade Guide Parts (See Section 2.4)		
2		Drive Side Blade Guide Parts (See Section 2.6)		

2.3 Blade Guide Assembly, Idle Side (Roller/Block, Standard)



300_0192-3

REF	PART #	DESCRIPTION	COMMENTS	QTY.
	065933	ROLLER/BLOCK ASSEMBLY, IDLE SIDE (OUTER)	Available in assemblies only.	1
	036872	Block Assembly, Blade Guide Mount		1
1	036868	Block Weldment, Blade Guide Mount	Available in assemblies only.	1
2	F05010-17	Nut, 5/16-18 Hex		4
3	F05006-88	Bolt, 5/16-18 x 1" Hex Head Stainless Steel		3
4	F05006-122	Screw, 5/16-18 x 1" Socket Head Flat Point Stainless Steel Set		1
5	036866	Shaft Weldment, Idle Side Guide		1

2

Blade Guides & Arm

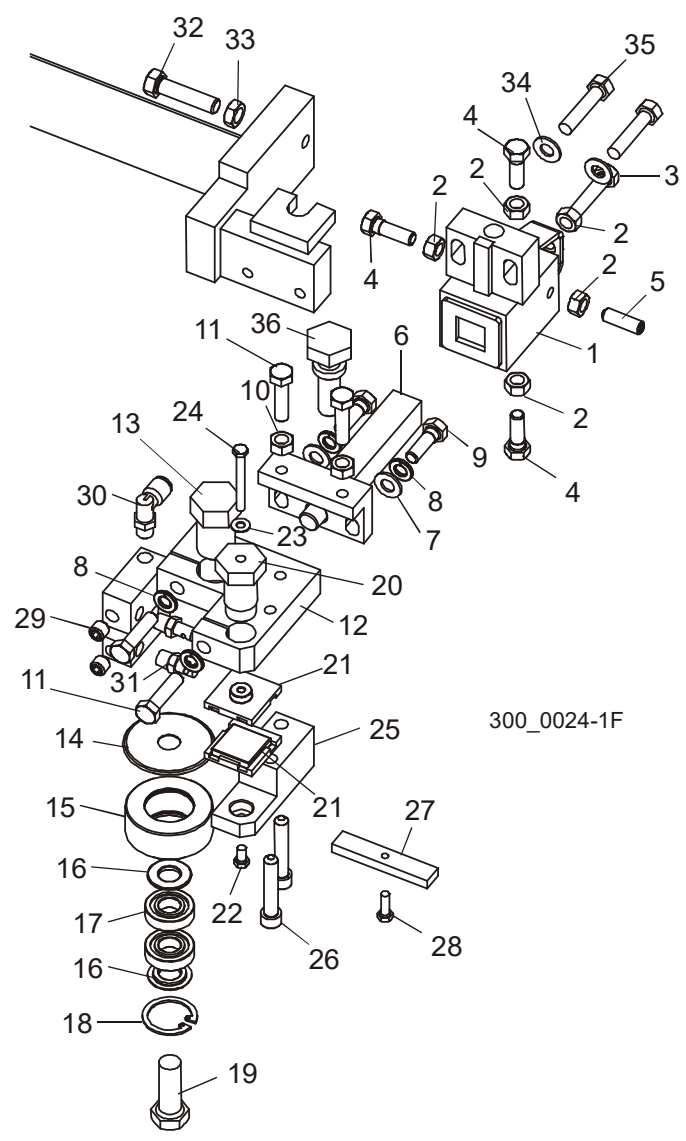
Blade Guide Assembly, Idle Side (Roller/Block, Standard)

REF	PART #	DESCRIPTION	COMMENTS	QTY.
6	F05011-4	Washer, 3/8" Split Lock		1
7	F05007-119	Bolt, 3/8-16 x 1 3/4" Hex Head Grade 5		1
8	P09814	Rod End, 5/16-24 Male		1
9	F05010-28	Nut, 5/16-24 Hex Jam		2
10	F05011-13	Washer, 5/16" Split Lock		4
11	F05006-88	Bolt, 5/16-18 x 1" Hex Head Stainless Steel		1
12	036814	Block, Guide Block Mount		1
13	035216	Bolt, Blade Guide Block Mount		1
14	042867	Washer, #10 Brass		1
15	F05004-178	Bolt, #10-32 x 1 3/4" Hex Head Stainless Steel		1
16	F05006-118	Bolt, 5/16-18 x 1 1/4" Hex Head Stainless Steel		2
	A04925	Roller Assembly, Blade Guide (optional for use with 1 1/4" & 1 1/2" blades)	The sawmill is equipped standard with blade guide rollers that can be used with the standard 1 1/2" blade. Optional blade guide rollers are available for use with 1 1/4" blades or 1 3/4". The optional rollers may provide more stability during difficult sawing, but will reduce the total amount of times the blade can be reused after sharpening. Order one additional Blade Guide Bearing 015975 in addition to K07079 Rebuild Kit to service 1 3/4" roller.	1
	014299	Roller Assembly, Extended Blade Guide (standard for use with 1 1/2" blades)		1
	057441	Roller Assembly, Extended Blade Guide (optional for use with 1 3/4" blades)		1
	K07079	Bearing Kit, Blade Guide Rebuild		1
17	P04252	Washer, 5/8" White Felt		1
18	F04254-1	Ring, 1 1/8" Interior Retaining		1
19	015975	Bearing, R8-2RS Blade Guide	Available in assemblies only.	2
20	P06455	Washer, 5/8" Gray Felt		1
	F05005-105	Screw, 1/4-28 x 1/4" Socket Head Cup Point Set Black Oxide		1
	057407-1507	Instruction Sheet, Blade Guide Rebuild		1
21	S04250	Roller, Flanged Blade Guide (1 1/4" & 1 1/2" blade)	Available in assemblies only.	1
	014243	Roller, Flanged Blade Guide (1 1/2" blade)	Available in assemblies only.	1
	037598	Roller, Flanged Blade Guide (1 3/4" blade)	Available in assemblies only.	1
	A04925-364	Instruction Sheet, Blade Guide Roller Replacement		1
22	S04253	Spacer, Blade Guide		2
23	F05011-125	Washer, 1/2" Nord-Lock		1
24	F05008-10	Bolt, 1/2-13 x 2 1/4" Hex Head Grade 5		1
25	044057	Screw, Lower Block Adjustment		1
26	F05004-200	Screw, #10-32 x 3/8" Socket Head Stainless Steel		1
27	044064	Tool, Lower Block Adjustment		1
28	035799	Block, Blade Guide Alignment		1

REF	PART #	DESCRIPTION	COMMENTS	QTY.
29	F05004-152	Screw, #10-32 x 5/8" Hex Head		1
30	F05011-20	Washer, #10 Split Lock		1
31	052364	Spacer, 1/2" ID x 7/8" OD x 1/8" Thick (for 1 1/2" blades only)		1
32	P30127	Fitting, 1/8" NPT Socket Pipe Plug		2
33	033479	Fitting, Blade Lube Spray Nozzle		2
34	P09736	Fitting, 1/8" MPT x 1/4" Tube Swivel Elbow		1
35	F05010-17	Nut, 5/16-18 Hex		1
36	F05006-81	Bolt, 5/16-18 x 1 3/4" Hex Head Full Thread Grade 5		1
37	F05011-17	Washer, 5/16" SAE Flat		2
38	F05011-13	Washer, 5/16" Split Lock		2
39	F05006-76	Bolt, 5/16-18 x 1 1/2" Hex Head Full Thread Grade 5		2
40	035656	Bolt, Blade Guide Vertical Adjustment		1
41	052309	BLOCK, BLADE GUIDE WEAR (STANDARD FOR 1 1/2" OR 1 3/4" BLADES)	052309 blocks for use with 1 1/2" blade provided as standard equipment or optional 1 3/4" blade. 052355 blocks available for optional use with 1 1/4" blades. EZ-Glide blocks 036347 are available for customers who prefer this block (requires spacer 052364 for use with 1 1/4" blades).	2
	036347	BLOCK ASSEMBLY, 1" SQ. EZ-GLIDE WEAR		2
	035248	SHIM, .008" CERAMIC INSERT SPACER		1

2 Blade Guides & Arm
Blade Guide Assembly, Idle Side (Block, Optional)

2.4 Blade Guide Assembly, Idle Side (Block, Optional)



REF	PART #	DESCRIPTION	COMMENTS	QTY.
	035200	GUIDE ASSEMBLY, IDLE SIDE BLOCK/ROLLER		1
	036099	Block Assembly, Idle Side Blade Guide		1
1	035219	Block Weldment, Blade Guide Mount	Available in assemblies only.	1
2	F05010-17	Nut, 5/16-18 Hex		5
3	F05006-119	Bolt, 5/16-18 x 1 1/2" Hex Head Full Thread Stainless Steel		1
4	F05006-88	Bolt, 5/16-18 x 1" Hex Head Stainless Steel		3
5	F05006-122	Screw, 5/16-18 x 1" Socket Head Flat Point Stainless Steel		1

REF	PART #	DESCRIPTION	COMMENTS	QTY.
6	035209	Shaft Weldment, Block Guide Pivot		1
7	F05011-17	Washer, 5/16" SAE Flat		2
8	F05011-13	Washer, 5/16" Split Lock		4
9	F05006-88	Bolt, 5/16-18 x 1" Hex Head Stainless Steel		2
10	F05010-17	Nut, 5/16-18 Hex		2
11	F05006-118	Bolt, 5/16-18 x 1 1/4" Hex Head Stainless Steel		4
12	035206	Block Weldment, Upper Blade Guide		1
13	035215	Bolt, Blade Guide Roller Mount		1
14	042848	Hood, Blade Guide Back Roller		1
	023977	Roller Assembly, Blade Guide		1
15	017223	Housing, Blade Guide Roller	Available in assemblies only.	1
16	018948	Spacer, Blade Guide Roller		2
17	015975	Bearing, R8-2RS Blade Guide		2
18	F04254-1	Ring, 1 1/8" IR 3000x112 Retaining		1
19	F05008-4	Bolt, 1/2-13 x 1 1/2" Hex Head		1
20	035216	Bolt, Blade Guide Block Mount		1
21	052309	Block, Blade Guide Wear (Standard for 1 1/2" or 1 3/4" Blades)	Blade guide wear blocks 052309 & 052355 replace EZ-Glide block 036347 to improve wear life (Rev. A9.00). 052309 blocks for use with 1 1/2" blades provided as standard equipment or optional 1 3/4" blades. 052355 blocks available for optional use with 1 1/4" blades. EZ-Glide blocks 036347 are available for customers who prefer this block. EZ-Glide pad assembly 036347 replaces Wear Pad assembly 042860 supplied prior to Rev. A6.00. New pad is cost effective and contributes to longer blade life. Square Disk Assembly replaces Round Disk Assembly 035222 (Rev. A4.00). Changing from round disks to square disks requires replacement of Item #25 bottom disk block 035213.	2
	052355	Block, Blade Guide Wear (Optional for 1 1/4" Blades)		2
	036347	Disk Assembly, 1" Sq. EZ-Glide Wear		2
22	F05004-60	Bolt, #10-32x1/2 HH	F05004-60 replaced F05004-171 after 12/14/2021 per ECN 38285.	1
	F05004-171	Screw, #10-32 x 3/8" Hex Head Stainless Steel		1
23	042867	Washer, #10 Brass		1
24	F05004-178	Bolt, #10-32 x 1 3/4" Hex Head Stainless Steel		1
25	035213	Block, Lower Blade Guide		1

2

Blade Guides & Arm*Blade Guide Assembly, Idle Side (Block, Optional)*

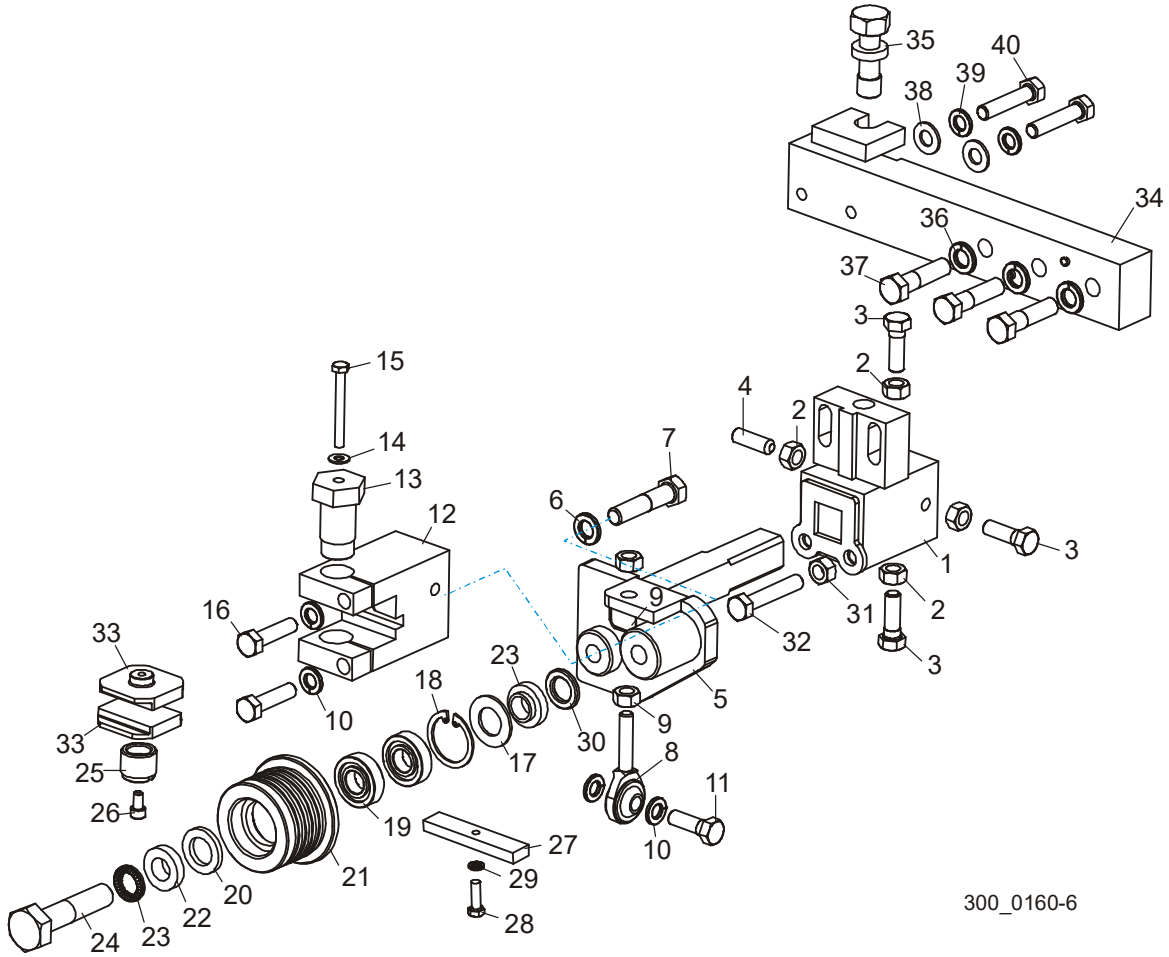
REF	PART #	DESCRIPTION	COMMENTS	QTY.
26	F05006-65	Screw, 5/16-18 x 1 3/4" Socket Head		2
27	035799	Block, Blade Guide Alignment		1
28	F05004-152	Screw, #10-32 x 5/8" Hex Head		1
29	P30127	Fitting, 1/8" NPT Socket Pipe Plug		2
30	P09736	Fitting, 1/8" MPT x 1/4" Tube Swivel Elbow		1
31	033479	Fitting, Blade Lube Spray Nozzle		2
32	F05007-17	BOLT, 3/8-16 X 1 1/2" HEX HEAD FULL THREAD		1
33	F05010-29	NUT, 3/8-16 HEX JAM		1
34	F05011-17	WASHER, 5/16" SAE FLAT		2
35	F05008-96	BOLT, 5/16-18 X 1 1/2" HEX HEAD		2
36	035656	BOLT, BLADE GUIDE VERTICAL ADJUSTMENT		1

2

Blade Guides & Arm

Blade Guide Assembly, Drive Side (Roller/Block, Standard)

2.5 Blade Guide Assembly, Drive Side (Roller/Block, Standard)



REF	PART #	DESCRIPTION	COMMENTS	QTY.
	065934	ROLLER/BLOCK ASSEMBLY, DRIVE SIDE (INNER)	Available in assemblies only.	1
	036867	Block Assembly, Blade Guide Mount		1
1	036868	Block Weldment, Blade Guide Mount	Available in assemblies only.	1
2	F05010-17	Nut, 5/16-18 Hex		4
3	F05006-88	Bolt, 5/16-18 x 1" Hex Head Stainless Steel		3
4	F05006-122	Screw, 5/16-18 x 1" Socket Head Flat Point Stainless Steel Set		1
5	036865	Shaft Weldment, Drive Side Guide		1
6	F05011-4	Washer, 3/8" Split Lock		1
7	F05007-119	Bolt, 3/8-16 x 1 3/4" Hex Head Grade 5		1
8	P09814	Rod End, 5/16-24 Male		1
9	F05010-28	Nut, 5/16-24 Hex Jam		2
10	F05011-13	Washer, 5/16" Split Lock		4

REF	PART #	DESCRIPTION	COMMENTS	QTY.
11	F05006-88	Bolt, 5/16-18 x 1" Hex Head Stainless Steel		1
12	036814	Block, Guide Block Mount		1
13	035216	Bolt, Blade Guide Block Mount		1
14	042867	Washer, #10 Brass		1
15	F05004-178	Bolt, #10-32 x 1 3/4" Hex Head Stainless Steel		1
16	F05006-118	Bolt, 5/16-18 x 1 1/4" Hex Head Stainless Steel		2
	A04925	Roller Assembly, Blade Guide (optional for use with 1 1/4" & 1 1/2" blades)	The sawmill is equipped standard with blade guide rollers that can be used with the standard 1 1/2" blade. Optional blade guide rollers are available for use with 1 1/4" blades or 1 3/4". The optional rollers may provide more stability during difficult sawing, but will reduce the total amount of times the blade can be reused after sharpening. Order one additional Blade Guide Bearing 015975 in addition to K07079 Rebuild Kit to service 1 3/4" roller.	1
	014299	Roller Assembly, Extended Blade Guide (standard for use with 1 1/2" blades)		1
	057441	Roller Assembly, Extended Blade Guide (optional for use with 1 3/4" blades)		1
	K07079	Bearing Kit, Blade Guide Rebuild		1
17	P04252	Washer, 5/8" White Felt		1
18	F04254-1	Ring, 1 1/8" Interior Retaining		1
19	015975	Bearing, R8-2RS Blade Guide	Available in assemblies only.	2
20	P06455	Washer, 5/8" Gray Felt		1
	F05005-105	Screw, 1/4-28 x 1/4" Socket Head Cup Point Set Black Oxide		1
	057407-1507	Instruction Sheet, Blade Guide Rebuild		1
21	S04250	Roller, Flanged Blade Guide (1 1/4" & 1 1/2" blade)	Available in assemblies only.	1
	014243	Roller, Flanged Blade Guide (1 1/2" blade)	Available in assemblies only.	1
	037598	Roller, Flanged Blade Guide (1 3/4" blade)	Available in assemblies only.	1
	A04925-364	Instruction Sheet, Blade Guide Roller Replacement		1
22	S04253	Spacer, Blade Guide		2
23	F05011-125	Washer, 1/2" Nord-Lock		1
24	F05008-10	Bolt, 1/2-13 x 2 1/4" Hex Head Grade 5		1
25	044057	Screw, Lower Block Adjustment		1
26	F05004-200	Screw, #10-32 x 3/8" Socket Head Stainless Steel		1
27	035799	Block, Blade Guide Alignment		1
28	F05004-152	Screw, #10-32 x 5/8" Hex Head		1
29	F05011-20	Washer, #10 Split Lock		1
30	052364	Spacer, 1/2" ID x 7/8" OD x 1/8" Thick (for 1 1/2" blades only)		1
31	F05010-17	Nut, 5/16-18 Hex		1

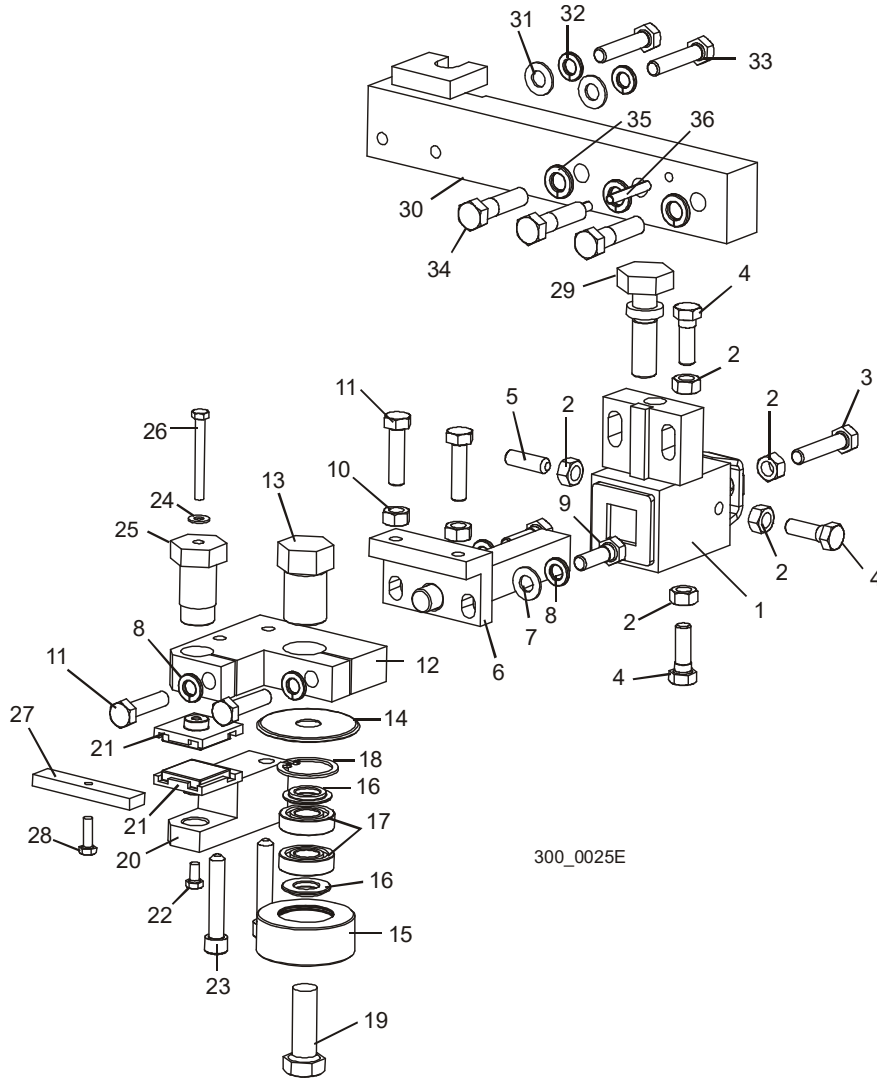
2

Blade Guides & Arm

Blade Guide Assembly, Drive Side (Roller/Block, Standard)

REF	PART #	DESCRIPTION	COMMENTS	QTY.
32	F05006-81	Bolt, 5/16-18 x 1 3/4" Hex Head Full Thread Grade 5		1
33	052309	BLOCK, BLADE GUIDE WEAR (STANDARD FOR 1 1/2" OR 1 3/4" BLADES)	052309 blocks for use with 1 1/2" blade provided as standard equipment or optional 1 3/4" blade. 052355 blocks available for optional use with 1 1/4" blades. EZ-Glide blocks 036347 are available for customers who prefer this block (requires spacer 052364 for use with 1 1/4" blades).	2
	052355	BLOCK, BLADE GUIDE WEAR (OPTIONAL FOR 1 1/4" BLADES)		2
	036347	BLOCK ASSEMBLY, 1" SQ. EZ-GLIDE WEAR		2
34	035658	ARM WELDMENT, DRIVE SIDE BLADE GUIDE		1
35	035656	BOLT, BLADE GUIDE VERTICAL ADJUSTMENT		1
36	F05011-4	WASHER, 3/8" SPLIT LOCK		3
37	F05007-78	BOLT, 3/8-16 X 1 1/2" HEX HEAD GRADE 5		3
	035248	SHIM, .008" CERAMIC INSERT SPACER		1
38	F05011-17	WASHER, 5/16" SAE FLAT		2
39	F05011-13	WASHER, 5/16" SPLIT LOCK		2
40	F05006-76	BOLT, 5/16-18 X 1 1/2" HEX HEAD FULL THREAD GRADE 5		2

2.6 Blade Guide Assembly, Drive Side (Block, Optional)



REF	PART #	DESCRIPTION	COMMENTS	QTY.
	035201	GUIDE ASSEMBLY, DRIVE SIDE BLOCK/ROLLER		1
	036100	Block Assembly, Blade Guide Mount		1
1	035219	Block Weldment, Blade Guide Mount	Available in assemblies only.	1
2	F05010-17	Nut, 5/16-18 Hex		5
3	F05006-119	Bolt, 5/16-18 x 1 1/2" Hex Head Full Thread Stainless Steel		1
4	F05006-88	Bolt, 5/16-18 x 1" Hex Head Stainless Steel		3
5	F05006-122	Screw, 5/16-18 x 1" Socket Head Flat Point Stainless Steel Set		1

2

Blade Guides & Arm

Blade Guide Assembly, Drive Side (Block, Optional)

REF	PART #	DESCRIPTION	COMMENTS	QTY.
6	035209	Shaft Weldment, Block Guide Pivot		1
7	F05011-17	Washer, 5/16" SAE Flat		2
8	F05011-13	Washer, 5/16" Split Lock		4
9	F05006-88	Bolt, 5/16-18 x 1" Hex Head Stainless Steel		2
10	F05010-17	Nut, 5/16-18 Hex		2
11	F05006-118	Bolt, 5/16-18 x 1 1/4" Hex Head Stainless Steel		4
12	035207	Block Weldment, Upper Blade Guide		1
13	035215	Bolt, Blade Guide Roller Mount		1
14	042848	Hood, Blade Guide Back Roller		1
	023977	Roller Assembly, Blade Guide		1
15	017223	Housing, Blade Guide Roller	Available in assemblies only.	1
16	018948	Spacer, Blade Guide Roller		2
17	015975	Bearing, R8-2RS Blade Guide		2
18	F04254-1	Ring, 1 1/8" IR 3000x112 Retaining		1
19	F05008-4	Bolt, 1/2-13 x 1 1/2" Hex Head		1
20	035214	Block, Lower Blade Guide		1
21	052309	Block, Blade Guide Wear (Standard for 1 1/2" or 1 3/4" Blades)	Blade guide wear blocks 052309 & 052355 replace EZ-Glide block 036347 to improve wear life (Rev. A9.00). 052309 blocks for use with 1 1/2" blades provided as standard equipment or optional 1 3/4" blade. 052355 blocks available for optional use with 1 1/4" blades. EZ-Glide blocks 036347 are available for customers who prefer this block. EZ-Glide pad assembly 036347 replaces Wear Pad assembly 042860 supplied prior to Rev. A6.00. New pad is cost effective and contributes to longer blade life. Square Disk Assembly replaces Round Disk Assembly 035222 (Rev. A4.00). Changing from round disks to square disks requires replacement of Item #20 bottom disk block 035214.	2
	052355	Block, Blade Guide Wear (Optional for 1 1/4" Blades)		2
	036347	Disk Assembly, 1" Sq. EZ-Glide Wear		2
22	F05004-171	Screw, #10-32 x 3/8" Hex Head Stainless Steel		1
23	F05006-65	Screw, 5/16-18 x 1 3/4" Socket Head		2
24	042867	Washer, #10 Brass		1
25	035216	Bolt, Blade Guide Block Mount		1
26	F05004-178	Bolt, #10-32 x 1 3/4" Hex Head Stainless Steel		1
27	035799	Block, Blade Guide Alignment		1
28	F05004-152	Screw, #10-32 x 5/8" Hex Head		1
29	035656	BOLT, BLADE GUIDE VERTICAL ADJUSTMENT		1
30	074987	ARM WELDMENT, DRIVE SIDE BLADE GUIDE MOUNT		1

Blade Guides & Arm
Blade Guide Assembly, Drive Side (Block, Optional)

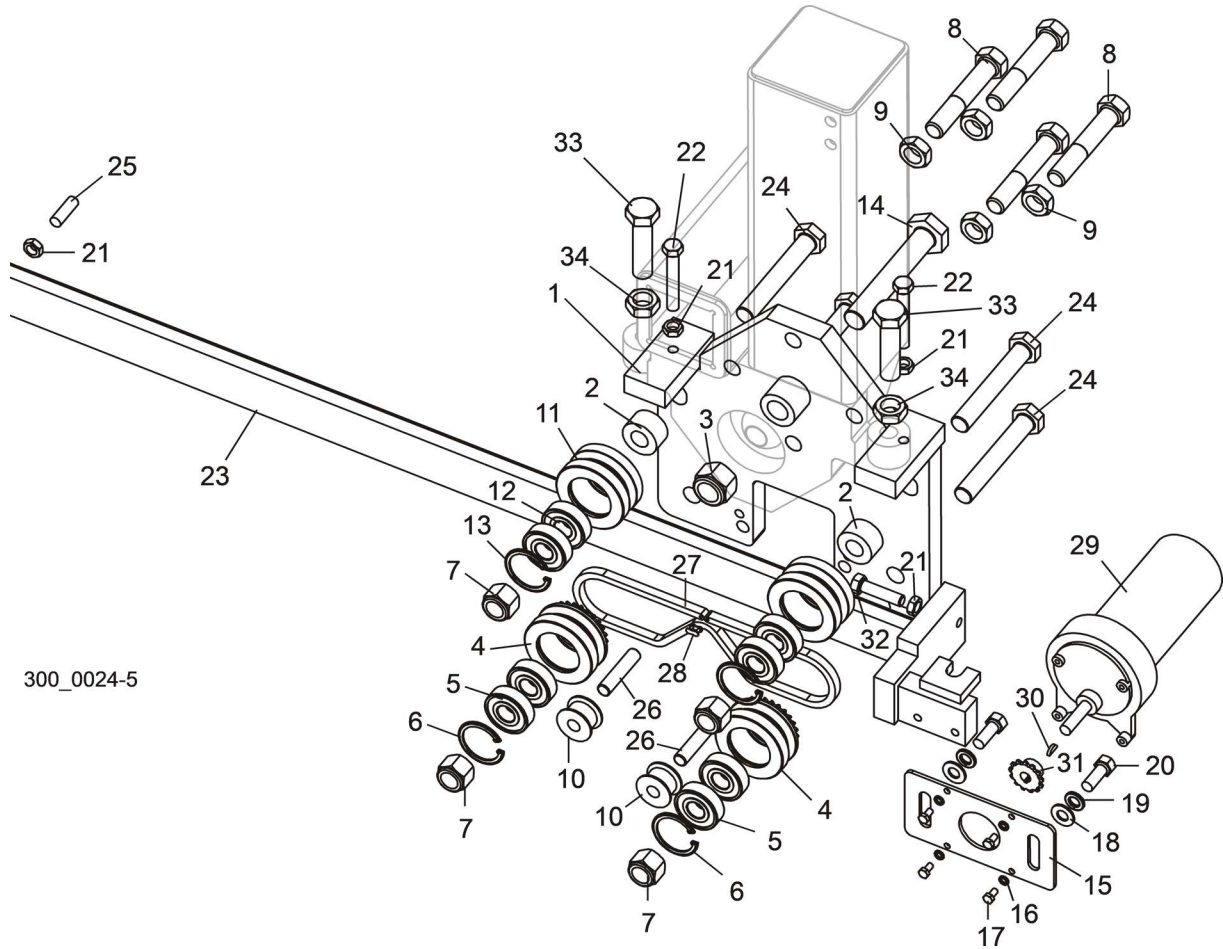
2

REF	PART #	DESCRIPTION	COMMENTS	QTY.
31	F05011-17	WASHER, 5/16" SAE FLAT		2
32	F05011-13	WASHER, 5/16" SPLIT LOCK		2
33	F05006-119	BOLT, 5/16-18 X 1 1/2" HEX HEAD FULL THREAD STAINLESS STEEL		2
34	F05008-53	BOLT, 1/2-20 X 1 1/2" HEX HEAD GRADE 5		3
35	F05011-9	WASHER, 1/2" SPLIT LOCK		3
36	F05012-16	PIN, 3/16" X 1 1/4" ROLL		2

2 Blade Guide Rollers & Arm

Blade Guide Arm

2.7 Blade Guide Arm



REF	PART #	DESCRIPTION	COMMENTS	QTY.
	006703	PLATE ASSEMBLY, BLADE GUIDE ARM (WM3500/WM4000/WM4500)		1
		Blade Guide Parts	See Section 2.4	
1	042539	Plate Weldment, Blade Guide Arm		1
2	042531	Spacer, .625" x .717" x 1 1/4"		4
3	F05010-157	Nut, 3/4-16 Hex Nylon Lock		1
	042542	Roller Assembly, Blade Guide Arm Drive		2
4	042541	Roller, Blade Guide Arm W/Sprocket	Available in assemblies only.	1
5	P06030-1	Bearing, 5/8" x 1.5748" x .4724"		2
6	F04254-8	Ring, 1.575" ID Beveled 5002-156 Retain- ing		1
7	F05010-71	Nut, 5/8-18 Hex Nylon Lock		4
8	F05009-16	Bolt, 5/8-16 x 3 1/2" Hex Head Full Thread		4
9	F05010-11	Nut, 5/8-18 Hex Jam		4

Blade Guide Rollers & Arm

Blade Guide Arm

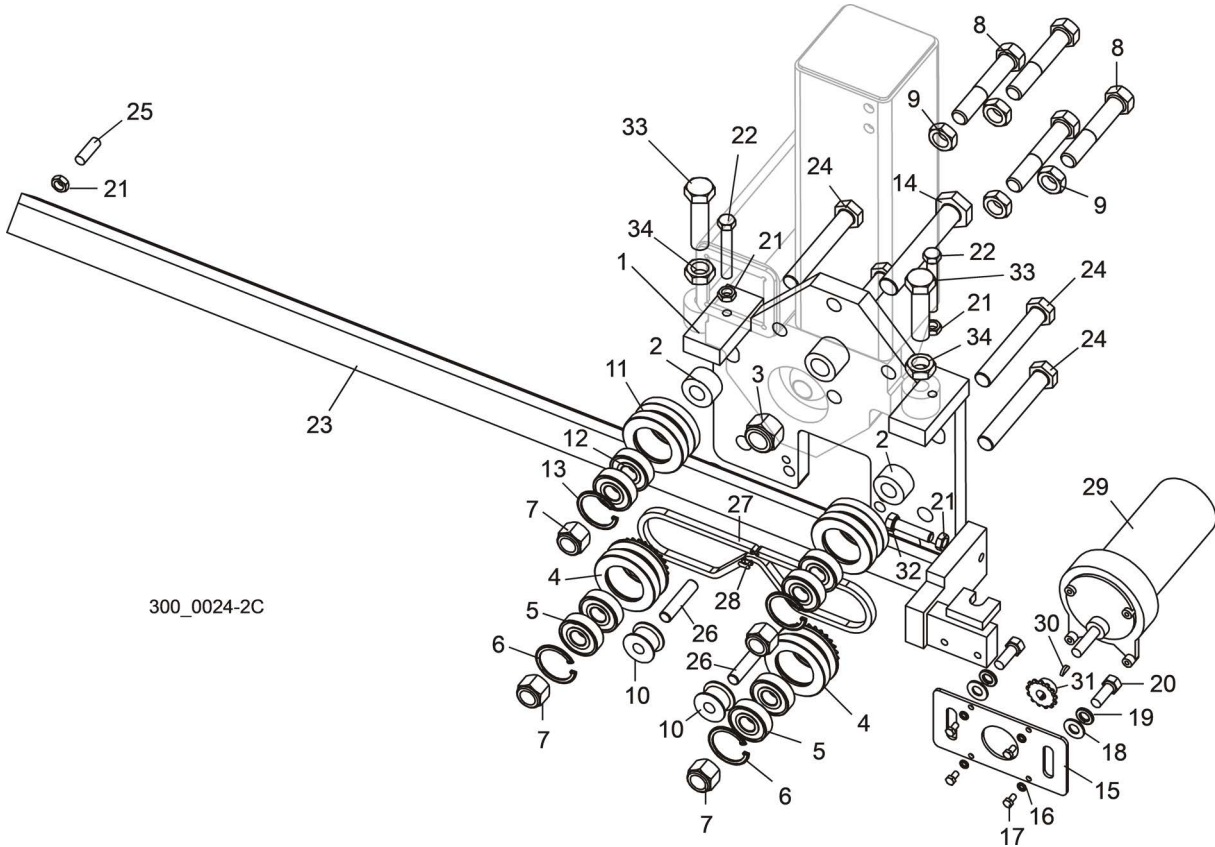
2

REF	PART #	DESCRIPTION	COMMENTS	QTY.
10	S09999	Roller, Chain Idler		2
	042543	Roller Assembly, Blade Guide Arm Idle		2
11	042536	Roller, 2 1/2" V-Groove	Available in assemblies only.	1
12	P06030-1	Bearing, 5/8" x 1.5748" x .4724"		2
13	F04254-8	Ring, 1.575" ID Beveled 5002-156 Retain- ing		1
14	F05009-97	Bolt, 3/4-16 x 4 1/2" Hex Head Grade 8		1
15	042519	Plate, Blade Guide Arm Motor Mount		1
16	F05011-20	Washer, #10 Split Lock		4
17	F05004-60	Screw, #10-32 x 1/2" Hex Head Machine		4
18	F05011-3	Washer, 3/8" SAE Flat		2
19	F05011-4	Washer, 3/8" Split Lock		2
20	F05007-7	Bolt, 3/8-16 x 1" Hex Head		2
21	F05010-29	Nut, 3/8-16 Hex Jam		3
22	F05007-157	Bolt, 3/8-16 x 2 1/2" Hex Head Full Thread Grade 2		2
23	006704	Arm Weldment, WM3500 Blade Guide		1
24	F05009-98	Bolt, 5/8-18 x 3 1/4" Hex Head Grade 5		4
25	F05007-18	Screw, 3/8-16 x 1 1/4" Socket Head Oval Point Set		1
26	F05012-110	Pin, 7/16" x 2" Dowel		2
27	042443	Chain, #25 x 92 Pitch		1
28	P09983	Link, #25 Master		1
29	035659	Motor Assembly, 24V 60RPM Gear		1
	033119	Motor, 24V 1/15HP Gear		1
	P12756	Housing, Klauber Motor End		1
	036514	Shaft, Blade Guide Arm Gear Motor		1
	036515	Gear Kit, Blade Guide Arm Gear Motor		1
30	036203	Key, #304 Woodruff		1
31	033120	Sprocket, 25B13x 3/8" w/Set Screw		1
32	F05007-17	Bolt, 3/8-16 x 1 1/2" Hex Head Full Thread		1
33	F05009-99	BOLT, 5/8-18 X 2 1/2" HEX HEAD FULL THREAD GRADE 5		2
34	F05010-11	NUT, 5/8-18 HEX JAM		2

2 Blade Guide Rollers & Arm

Blade Guide Arm

2.8 Blade Guide Arm



REF	PART #	DESCRIPTION	COMMENTS	QTY.
	042540	PLATE ASSEMBLY, BLADE GUIDE ARM (LT300/WM3000)		1
		Blade Guide Parts (See Section 2.4)		
1	042539	Plate Weldment, Blade Guide Arm		1
2	042531	Spacer, .625" x .717" x 1 1/4"		4
3	F05010-157	Nut, 3/4-16 Hex Nylon Lock		1
	042542	Roller Assembly, Blade Guide Arm Drive		2
4	042541	Roller, Blade Guide Arm W/Sprocket	Available in assemblies only.	1
5	P06030-1	Bearing, 5/8" x 1.5748" x .4724"		2
6	F04254-8	Ring, 1.575" ID Beveled 5002-156 Retaining		1
7	F05010-71	Nut, 5/8-18 Hex Nylon Lock		4
8	F05009-16	Bolt, 5/8-16 x 3 1/2" Hex Head Full Thread		4
9	F05010-11	Nut, 5/8-18 Hex Jam		4
10	S09999	Roller, Chain Idler		2
	042543	Roller Assembly, Blade Guide Arm Idle		2

Blade Guide Rollers & Arm

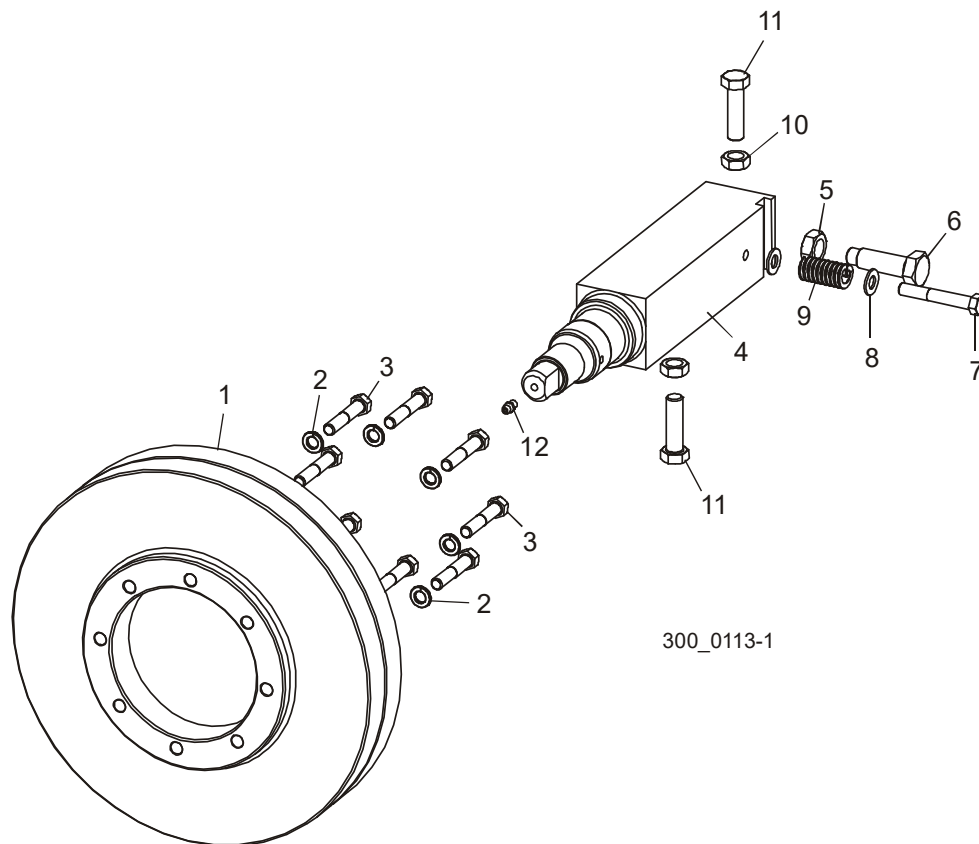
Blade Guide Arm

2

REF	PART #	DESCRIPTION	COMMENTS	QTY.
11	042536	Roller, 2 1/2" V-Groove	Available in assemblies only.	1
12	P06030-1	Bearing, 5/8" x 1.5748" x .4724"		2
13	F04254-8	Ring, 1.575" ID Beveled 5002-156 Retain- ing		1
14	F05009-97	Bolt, 3/4-16 x 4 1/2" Hex Head Grade 8		1
15	042519	Plate, Blade Guide Arm Motor Mount		1
16	F05011-20	Washer, #10 Split Lock		4
17	F05004-60	Screw, #10-32 x 1/2" Hex Head Machine		4
18	F05011-3	Washer, 3/8" SAE Flat		2
19	F05011-4	Washer, 3/8" Split Lock		2
20	F05007-7	Bolt, 3/8-16 x 1" Hex Head		2
21	F05010-29	Nut, 3/8-16 Hex Jam		3
22	F05007-157	Bolt, 3/8-16 x 2 1/2" Hex Head Full Thread Grade 2		2
23	023962	Arm Weldment, Blade Guide		1
24	F05009-98	Bolt, 5/8-18 x 3 1/4" Hex Head Grade 5		4
25	F05007-18	Screw, 3/8-16 x 1 1/4" Socket Head Oval Point Set		1
26	F05012-110	Pin, 7/16" x 2" Dowel		2
27	042443	Chain, #25 x 92 Pitch		1
28	P09983	Link, #25 Master		1
29	035659	Motor Assembly, 24V 60RPM Gear		1
	033119	Motor, 24V 1/15HP Gear		1
	P12756	Housing, Klauber Motor End		1
	036514	Shaft, Blade Guide Arm Gear Motor		1
	036515	Gear Kit, Blade Guide Arm Gear Motor		1
30	036203	Key, #304 Woodruff		1
31	033120	Sprocket, 25B13x 3/8" w/Set Screw		1
32	F05007-17	Bolt, 3/8-16 x 1 1/2" Hex Head Full Thread		1
33	F05009-99	BOLT, 5/8-18 X 2 1/2" HEX HEAD FULL THREAD GRADE 5		2
34	F05010-11	NUT, 5/8-18 HEX JAM		2

SECTION 3 BLADE WHEELS & TENSIONER

3.1 Drive Shaft Assembly

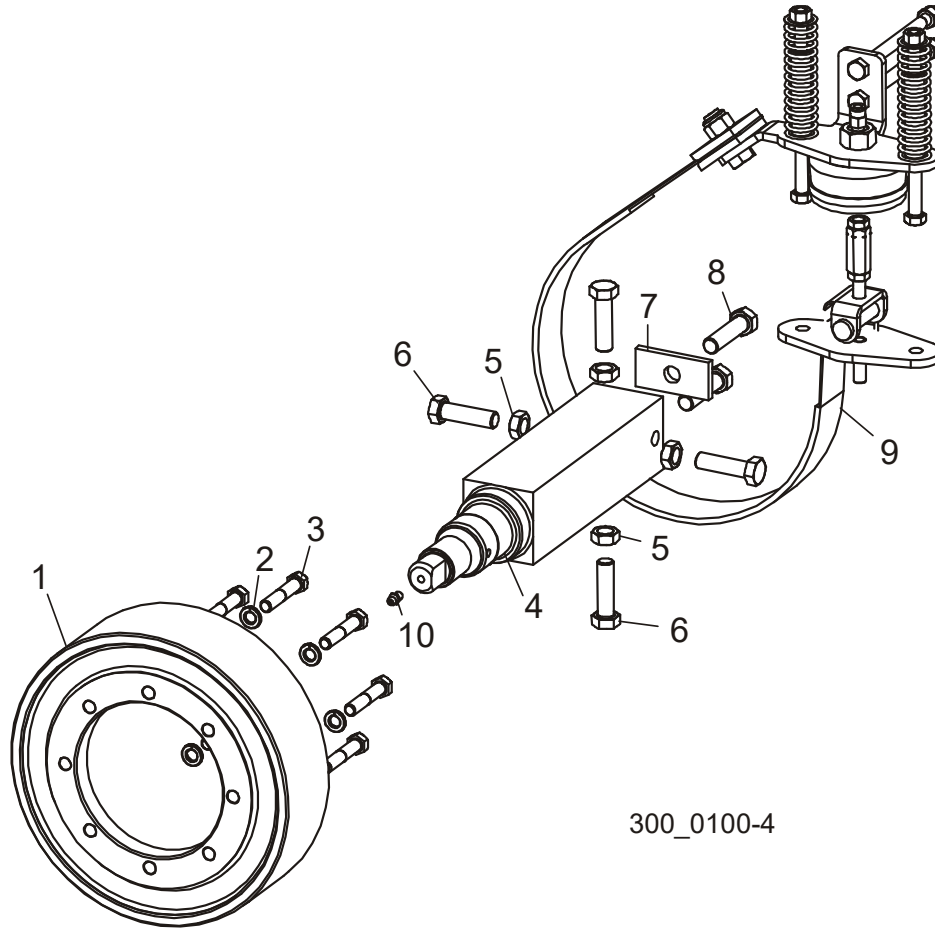


REF	PART #	DESCRIPTION	COMMENTS	QTY.
1	046897	SHEAVE, EAGLE PD DRIVE		1
2	F05011-4	WASHER, 3/8" SPLIT LOCK		8
3	F05007-124	BOLT, 3/8-16 X 2" HEX HEAD GRADE 5		8
4	017824	SHAFT, BLADE WHEEL		1
5	034360	BOLT, DRIVE WHEEL SHAFT RETAINING		1
6	F05010-11	NUT, 5/8-18 HEX JAM		1
7	F05007-47	BOLT, 3/8-16 X 2 1/2" HEX HEAD		1
8	F05011-3	WASHER, 3/8" SAE FLAT		2
9	034430	SPRING, 3/4" OD X 1 1/2" DIE		1
10	F05008-127	BOLT, 1/2-20 X 1 3/4" HEX HEAD FULL THREAD		2
11	F05010-16	NUT, 1/2-20 HEX JAM		2
12	P05060	FITTING, 1/4-28 GREASE		1

3 Blade Wheels & Tensioner

Idle Shaft/Brake Drum

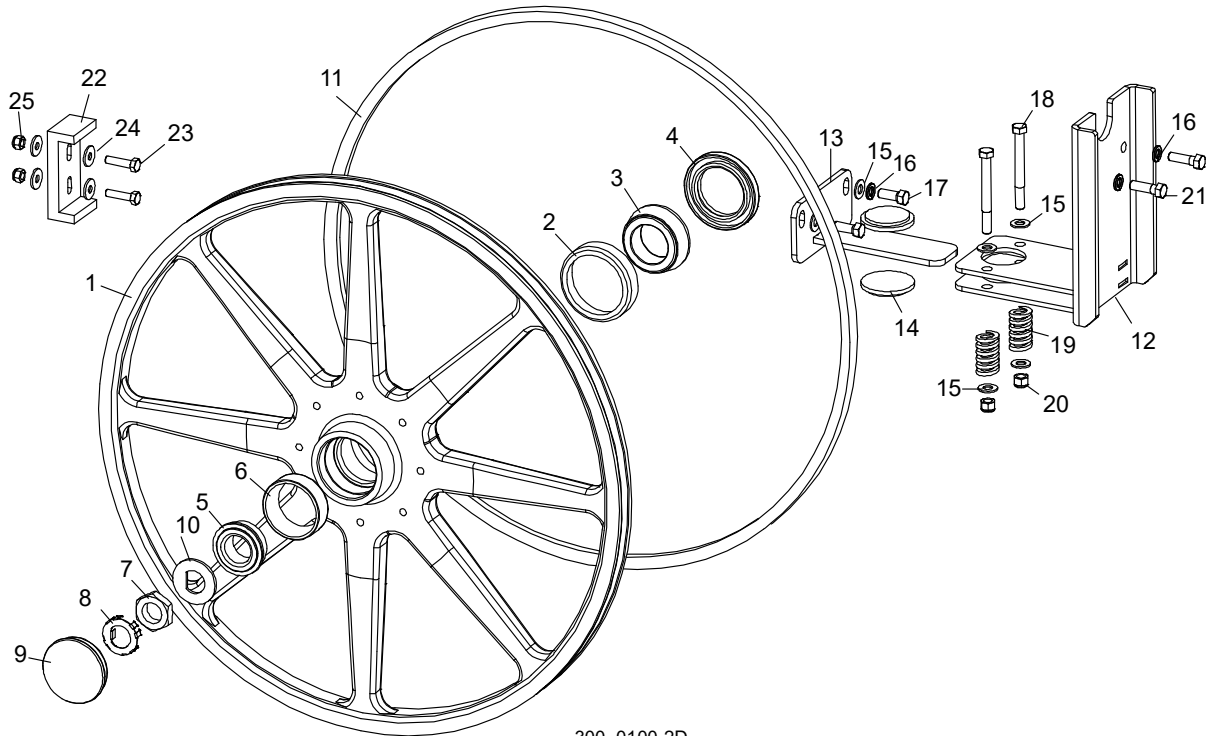
3.2 Idle Shaft/Brake Drum



300_0100-4

REF	PART #	DESCRIPTION	COMMENTS	QTY.
1	045004	DRUM, BRAKE		1
2	F05011-4	WASHER, 3/8" SPLIT LOCK		8
3	F05007-119	BOLT, 3/8-16 X 1 3/4" HEX HEAD GRADE 5		8
4	033244	SHAFT, BLADE WHEEL		1
5	F05010-16	NUT, 1/2-20 HEX JAM		4
6	F05008-127	BOLT, 1/2-20 X 1 3/4" HEX HEAD FULL THREAD		4
7	042548	PLATE, WASHER		1
8	F05008-126	BOLT, 1/2-20 X 2" HEX HEAD FULL THREAD		2
9		BRAKE ACTUATOR & STRAP PARTS (See Section 3.5)		
10	P05060	FITTING, 1/4-28 GREASE		1

3.3 Blade Wheel Kit, Belted (Standard)



300_0100-2D

REF	PART #	DESCRIPTION	COMMENTS	QTY.
	036704	WHEEL KIT, BELTED BLADE	Available in assemblies only. Belted blade wheels and block/roller blade guides provided standard on LT300 Rev. A8.00. See Section 3.4 for optional crowned blade wheels used with all-block blade guides. Blade wheels are too heavy to ship together in kit 036704. Order 036632 separately for service. To convert to crowned steel wheels and all-block blade guides, use two 017814 crowned wheel assemblies and one 036706 block blade guide kit.	1
	036632	Wheel Assembly, Belted Blade w/Bearings		2
1	036619	Wheel, 25" Belted Blade	Available in assemblies only.	1
	061227	Bearing Kit, Blade Wheel		1
2	045209	Race, Inner Bearing		1
3	045208	Bearing, Inner		1
4	045212	Seal, Blade Wheel Bearing		1
5	045210	Bearing, Outer		1

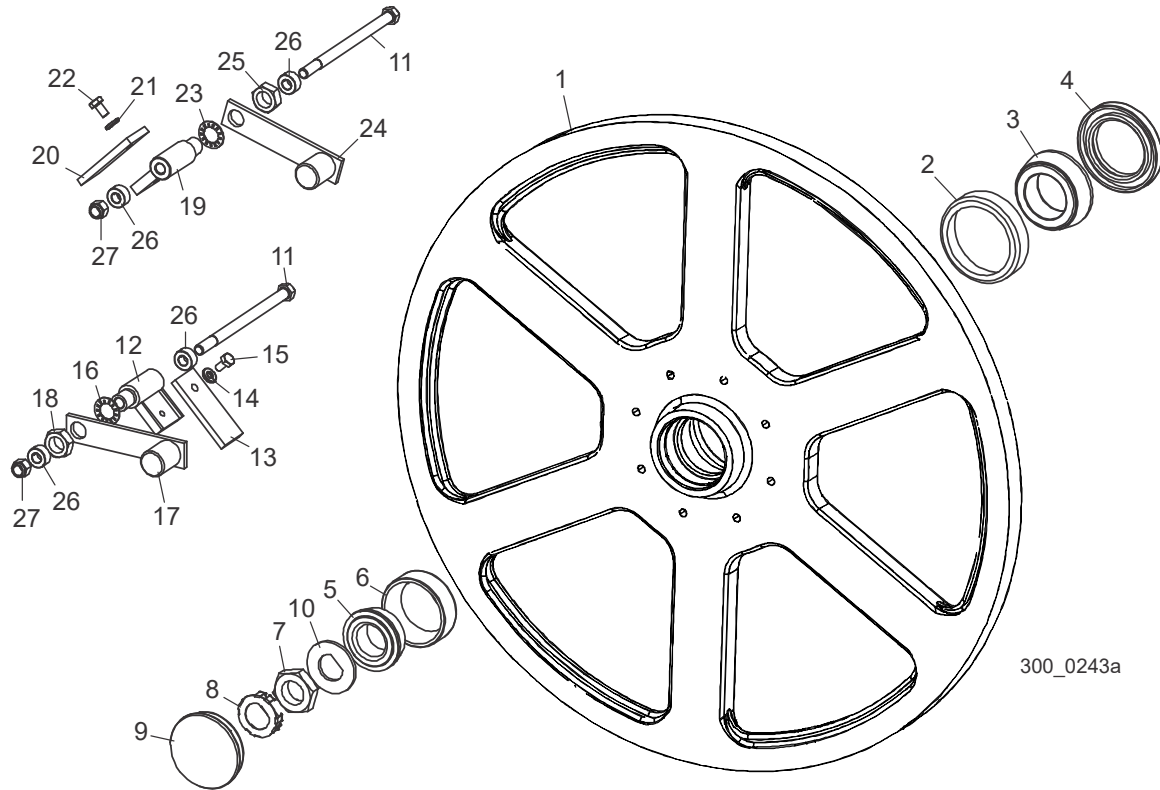
3

Blade Wheels & Tensioner

Blade Wheel Kit, Belted (Standard)

REF	PART #	DESCRIPTION	COMMENTS	QTY.
6	045211	Race, Outer Bearing		1
	007656	Nut Assembly, Spindle w/Retainer		1
7	007654	Nut, 1-14 Spindle	Available in assemblies only.	1
8	007655	Retainer, Spindle Nut	Available in assemblies only.	1
9	033238	Cap, Hub Dust		1
10	045214	Washer, Blade Wheel Shaft D		1
11	035953-1	Belt, B75.5		1
	036840	Dampener Kit, Anti-Vibration		1
12	036838	Mount Weldment, Dampener Pad		1
13	036839	Tab Weldment, Dampener		1
14	036833	Pad, Dampener		2
15	F05011-3	Washer, 3/8" SAE Flat		6
16	F05011-4	Washer, 3/8" Split Lock		4
17	F05007-87	Bolt, 3/8-16 x 1" Hex Head Grade 5		2
18	F05004-123	Bolt, 3/8-16 x 3 1/2" Hex Head Grade 5		2
19	036849	Spring, 1" OD x 1/2" ID x 1 3/4" Heavy Die		2
20	F05010-10	Nut, 3/8-16 Hex Nylon Lock		2
21	F05007-123	Bolt, 3/8-16 x 1 1/4" Hex Head Grade 5		2
	038493	Support Kit, Middle Blade		1
22	038491	Support Channel, Middle Blade		1
23	F05006-118	Bolt, 5/16-18 x 1 1/4" Stainless Steel hex Head		2
24	F05011-16	Washer, 5/16" Flat		4
25	F05010-58	Nut, 5/16-18 Hex Nylon Lock		2

3.4 Blade Wheel Kit, Crowned (Optional)



REF	PART #	DESCRIPTION	COMMENTS	QTY.
	036703	WHEEL KIT, CROWNED BLADE (TWO COMPLETE BLADE WHEELS)	Available in assemblies only. Belted blade wheels and block/roller blade guides provided standard on LT300 Rev. A8.00. See Section 3.3 for standard belted blade wheels used with block/roller blade guides. Blade wheels are too heavy to ship together in kit 036703. Order 017814 separately for service. To convert to belted blade wheels and roller/block blade guides, use two 036632 belted wheel assemblies, one 036705 roller/block blade guide kit, one 038493 blade support kit and one 036841 vibration dampening retrofit (WM3000/WM3500 Rev. A1.00 -A8.00) or one 036840 vibration dampening kit (WM3000/WM3500 Rev. A9.00+ and WM4000 Rev. A1.00+).	1

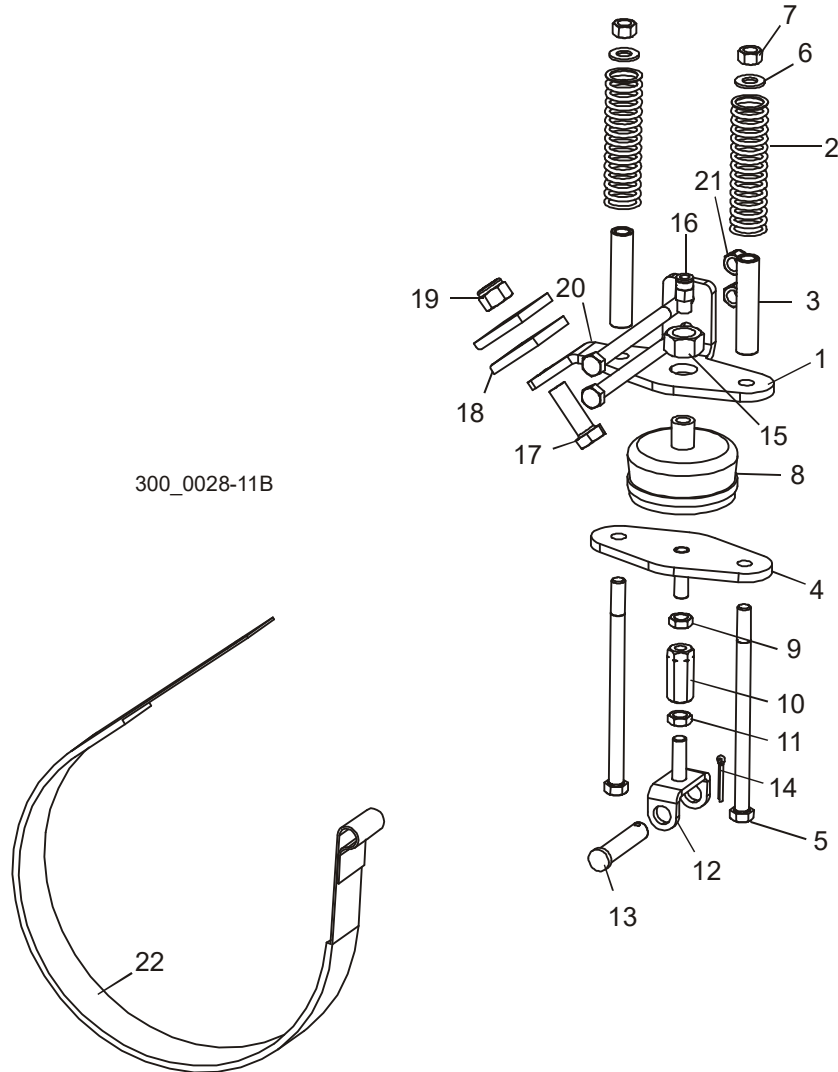
3

Blade Wheels & Tensioner

Blade Wheel Kit, Crowned (Optional)

REF	PART #	DESCRIPTION	COMMENTS	QTY.
	017814	Wheel Assembly, Blade w/Bearings	Dust Cap 033238, D Washer 045214 and Spindle Nut 045216 added to assembly 017814 (11/04).	2
1	045000	Wheel, 25" Cast Blade	Available in assemblies only.	1
	061227	Bearing Kit, Blade Wheel		1
2	045209	Race, Inner Bearing		1
3	045208	Bearing, Inner		1
4	045212	Seal, Blade Wheel Bearing		1
5	045210	Bearing, Outer		1
6	045211	Race, Outer Bearing		1
	007656	Nut Assembly, Spindle w/Retainer		1
7	007654	Nut, 1-14 Spindle	Available in assemblies only.	1
8	007655	Retainer, Spindle Nut	Available in assemblies only.	1
9	033238	Cap, Hub Dust		1
10	045214	Washer, Blade Wheel Shaft D		1
11	F05007-45	Bolt, 3/8-16 x 6" Hex Head		2
	042247	Scraper Assembly, Drive Side Blade Wheel		1
12	042240	Pivot Weldment, Wheel Scraper		1
13	042245	Scraper, Brass Wheel		1
14	F05011-14	Washer, 1/4" Split Lock		1
15	F05005-15	Bolt, 1/4-20 x 1/2" Hex Head		1
16	F05011-25	Washer, 5/8" Interior Star Lock		1
17	042248	Weight Weldment, Wheel Scraper		1
18	F05010-82	Nut, 5/8-11 Hex Jam		1
	042246	Scraper Assembly, Idle Side Blade Wheel		1
19	042240	Pivot Weldment, Wheel Scraper		1
20	042245	Scraper, Brass Wheel		1
21	F05011-14	Washer, 1/4" Split Lock		1
22	F05005-15	Bolt, 1/4-20 x 1/2" Hex Head		1
23	F05011-25	Washer, 5/8" Interior Star Lock		1
24	042248	Weight Weldment, Wheel Scraper		1
25	F05010-82	Nut, 5/8-11 Hex Jam		1
26	042249	Collar, 3/8" ID		4
27	F05010-10	Nut, 3/8-16 Hex Nylon Lock		2

3.5 Brake Assembly

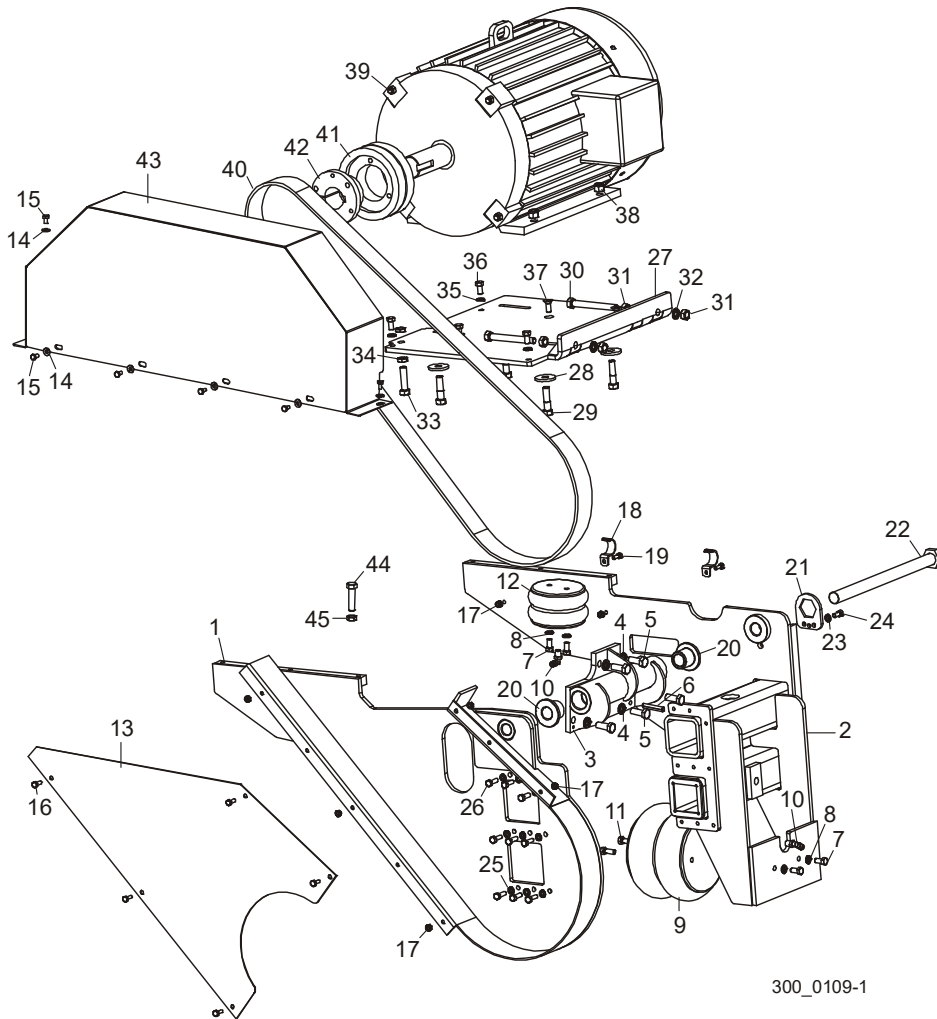


REF	PART #	DESCRIPTION	COMMENTS	QTY.
	033170	ACTUATOR ASSEMBLY, LT300 BRAKE		1
1	033166	Bracket, Upper Brake Mount		1
2	033171	Spring, Brake		2
3	033169	Spacer, Brake Spring Travel		2
4	033172	Bracket Weldment, Lower Brake Mount		1
5	F05007-45	Bolt, 3/8-16 x 6" Hex Head		2
6	F05011-3	Washer, 3/8" SAE Flat		2
7	F05010-25	Nut, 3/8-16 Hex Lock		2
8	033168	Bag, Brake Air		1
9	F05010-166	Nut, 3/8-24 Hex Jam (Left-Hand Thread)		1

3**Blade Wheels & Tensioner***Brake Assembly*

REF	PART #	DESCRIPTION	COMMENTS	QTY.
10	033174	Adjuster, Brake Link		1
11	F05010-22	Nut, 3/8-24 Hex Jam		1
12	033175	Bracket Weldment, Brake Link		1
13	F05012-81	Pin, 1/2" x 2 1/4" Clevis		1
14	F05012-1	Pin, 1/8" x 1" Cotter		1
15	F05010-5	Nut, 5/8-11 Hex		1
16	P03078	Fitting, 1/8" NPT x 1/4" Tube		1
17	F05008-4	Bolt, 1/2-13 x 1 1/2" Hex Head		1
18	S04195	Plate, Brake Strap Clamp		2
19	F05010-8	Nut, 1/2-13 Hex Nylon Lock		1
20	F05007-5	Bolt, 3/8-16 x 5" Hex Head Grade 2		2
21	F05010-10	Nut, 3/8-16 Hex Nylon Lock		2
22	033178	Strap, 9 1/2" Dia. Brake		1

3.6 Blade Motor Drive Assembly



REF	PART #	DESCRIPTION	COMMENTS	QTY.
1	033211	BRACKET WELDMENT, FRONT MOTOR MOUNT		1
2	033216	BRACKET WELDMENT, REAR MOTOR MOUNT		1
3	033206	PIVOT WELDMENT, MOTOR MOUNT		1
4	F05011-9	WASHER, 1/2" SPLIT LOCK		5
5	F05008-37	BOLT, 1/2-13 X 1 1/4" HEX HEAD GRADE 5		5
6	F05012-42	PIN, 3/8" X 2" ROLL		2
7	F05007-27	BOLT, 3/8-16 X 3/4" HEX HEAD GRADE 2		4
8	F050011-4	WASHER, 3/8" SPLIT LOCK		4
9	033229	BAG, TENSIONER AIR		1
10	P21519	FITTING, 1/4" NPT X 1/4" AIR 90 ELBOW		2
11	F05007-87	BOLT, 3/8-16 X 1" HEX HEAD GRADE 5		2

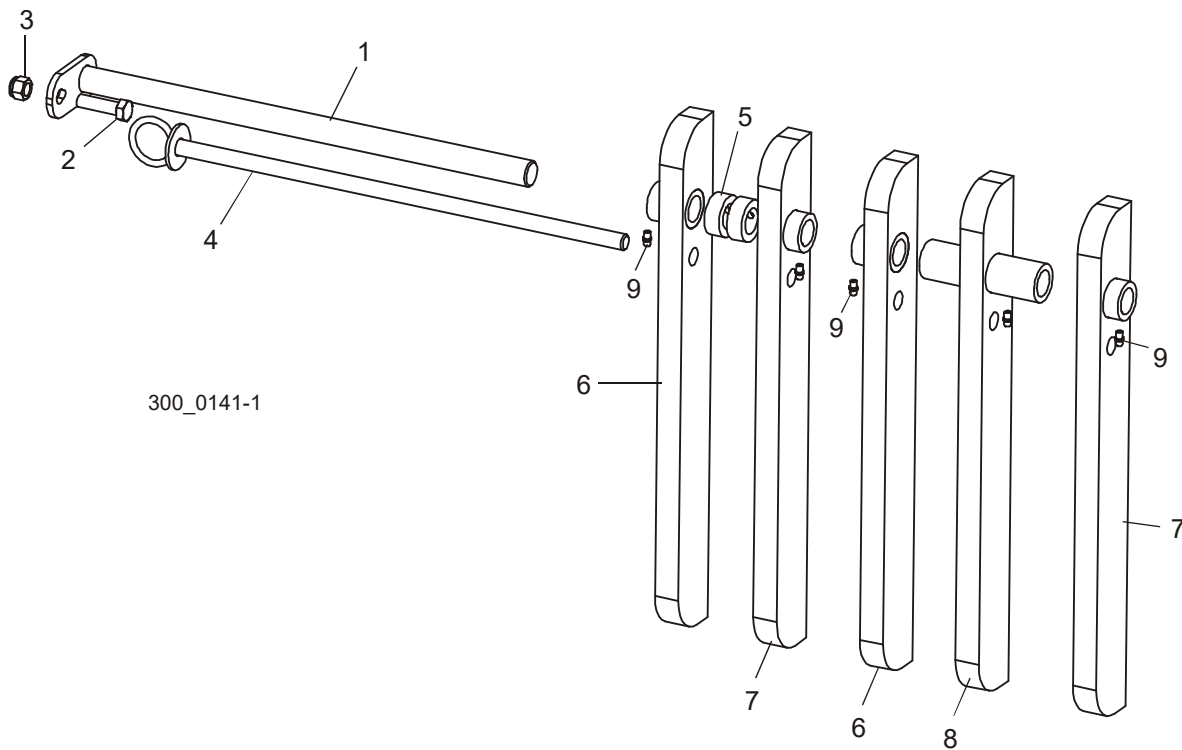
3

Blade Wheels & Tensioner*Blade Motor Drive Assembly*

REF	PART #	DESCRIPTION	COMMENTS	QTY.
12	033231	BAG, MOTOR LIFT AIR		1
13	036662	COVER, BELT		1
14	F05005-15	BOLT, 1/4-20 X 1/2" HEX HEAD		5
15	F05011-11	WASHER, 1/4" SAE FLAT		5
16	F05005-129	BOLT, 1/4-20 X 3/4" HEX HEAD		5
17	F05010-9	NUT, 1/4-20 SELF-LOCKING HEX		7
18	P05436	CLAMP, 1" EMT		2
19	F05005-1	BOLT, 1/4-20 X 3/4" HEX HEAD FULL THREAD		2
20	033210	BEARING, MOTOR PIVOT		2
21	033230	PLATE, PIVOT BOLT LOCK		1
22	033225	BOLT WELDMENT, MOTOR PIVOT		1
23	F05011-13	WASHER, 5/16" SPLIT LOCK		1
24	F05006-5	BOLT, 5/16-18 X 3/4" HEX HEAD		1
25	F05011-13	WASHER, 5/16" SPLIT LOCK		9
26	F05006-48	BOLT, 5/16-18 X 1" HEX HEAD GRADE 5		9
	036638	DRIVE ASSEMBLY, 30HP 480V/60HZ PD		1
	036640	DRIVE ASSEMBLY, 30HP 480V/50HZ PD	Alternate drive belt, motor pulley and bushing for 50Hz operation.	1
27	042461	Plate Weldment, Motor Mount		1
28	014632	Washer, .52" ID x 1.69" OD		4
29	F05008-76	Bolt, 1/2-13 x 2" Hex Head		4
30	F05008-16	Bolt, 1/2-13 x 4 1/2" Hex Head Full Thread		2
31	F05010-35	Nut, 1/2-13 Hex		4
32	F05011-9	Washer, 1/2" Split Lock		2
33	F05008-8	Bolt, 1/2-13 x 2" Hex Head Full Thread		1
34	F05010-31	Nut, 1/2-13 Hex Jam		2
35	F05011-4	Washer, 3/8" Split Lock		4
36	F05007-27	Bolt, 3/8-16 x 3/4" Hex Head Grade 2		4
37	F05007-64	Bolt, 3/8-16 x 1" Flat Socket Head		2
38	F05010-8	Nut, 1/2-13 Hex Nylon Lock		4
39	042301	Motor, 30HP 1800RPM		1
40	036636	Belt, Eagle PD G2380		1
41	036634	Pulley, Eagle PD G36SSF		1
	036635	Pulley, Eagle PD G45SE (50Hz)		1
42	039266	Bushing, SF x 1 7/8"		1
	036637	Bushing, E x 1 7/8" (50Hz)	Alternate drive belt, motor pulley and bushing for 50Hz operation.	1
43	036678	Cover Weldment, Belt Guard		1
44	F05008-8	BOLT, 1/2-13 X 2" HEX HEAD FULL THREAD		1
45	F05010-31	NUT, 1/2-13 HEX JAM		1

SECTION 4 SAW HEAD

4.1 Board Return

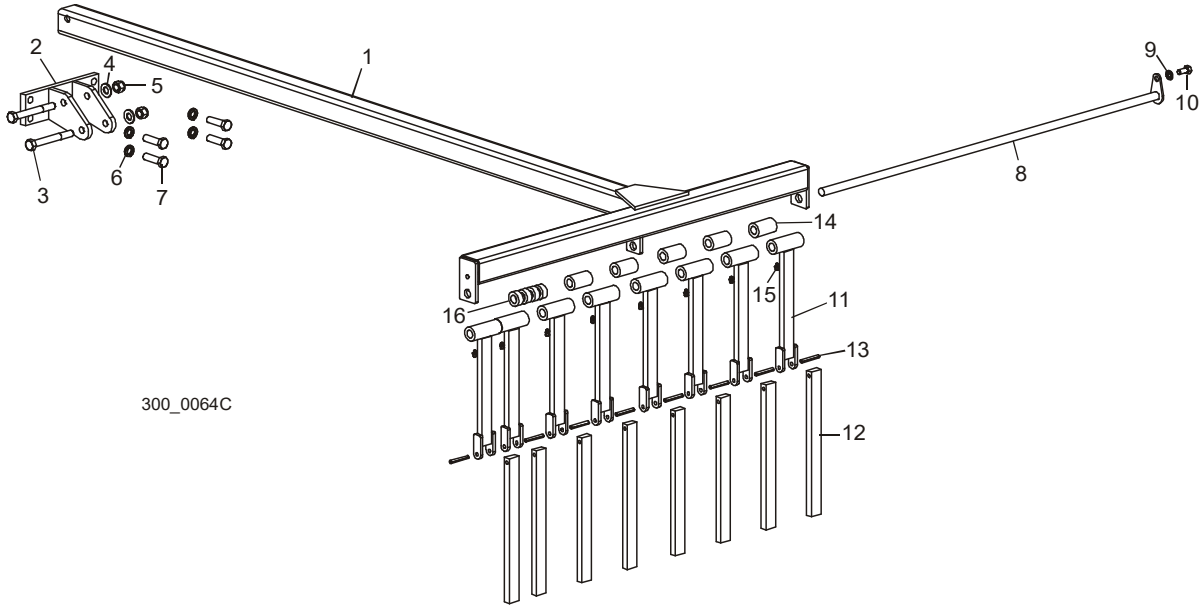


REF	PART #	DESCRIPTION	COMMENTS	QTY.
1	042167	PIN WELDMENT, BOARD RETURN PIVOT		1
2	F05008-88	BOLT, 1/2-13 X 1 3/4" HEX HEAD GRADE 5		1
3	F05010-8	NUT, 1/2-13 HEX NYLON LOCK		1
4	042168	PIN WELDMENT, SUPPORT		1
5	038090	COLLAR, 1" LOCK		2
6	003659	ARM WELDMENT, LEFT BOARD RETURN		2
7	003660	ARM WELDMENT, RIGHT BOARD RETURN		2
8	003661	ARM WELDMENT, MIDDLE BOARD RETURN		1
9	P05060	FITTING, 1/4-28 GREASE		5

4 Saw Head

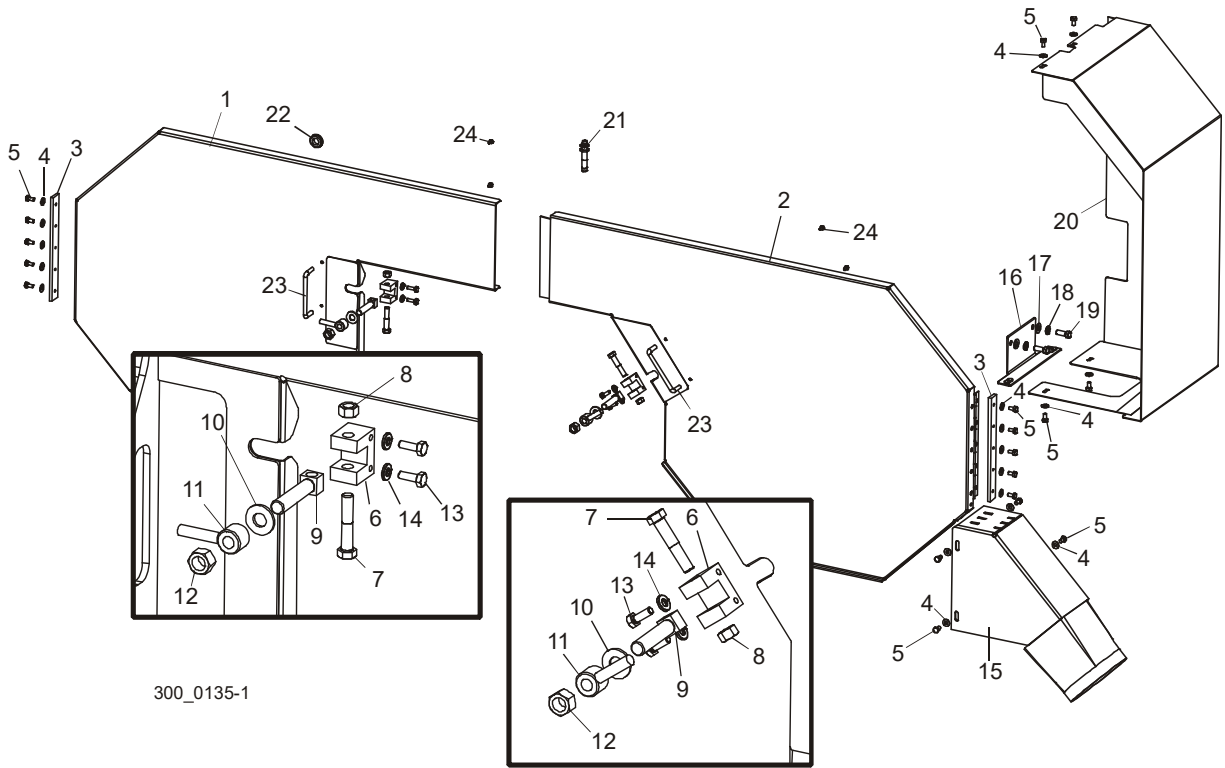
Board Return Guide

4.2 Board Return Guide



REF	PART #	DESCRIPTION	COMMENTS	QTY.
	017808	GUIDE ASSEMBLY, BOARD RETURN		1
1	017809	Guide Weldment, Board Return		1
2	017811	Bracket Weldment, Board Return Guide Mount		1
3	F05008-26	Bolt, 1/2-13 x 4" Hex Head		2
4	F05011-2	Washer, 1/2" SAE Flat		2
5	F05010-8	Nut, 1/2-13 Hex Nylon Lock		2
6	F05011-9	Washer, 1/2" Split Lock		4
7	F05008-88	Bolt, 1/2-13 1 3/4" Hex Head Grade 5		4
8	034408	Rod Weldment, Board Return Guide		1
9	F05011-4	Washer, 3/8" Split Lock		1
10	F05007-118	Bolt, 3/8-16 x 3/4" Hex Head Grade 5		1
11	017823	Bar Weldment, Board Guide Upper		8
12	017822	Bar, Board Guide Lower		8
13	F05012-53	Pin, 1/4" x 1 3/4" Roll		8
14	017820	Tube, Board Guide Spacer		5
15	P04107	Fitting, 3/16" x 3/16" Straight Grease		8
16	003687	Tube, Board Guide Spacer (.46")		4

4.3 Covers & Sawdust Chute



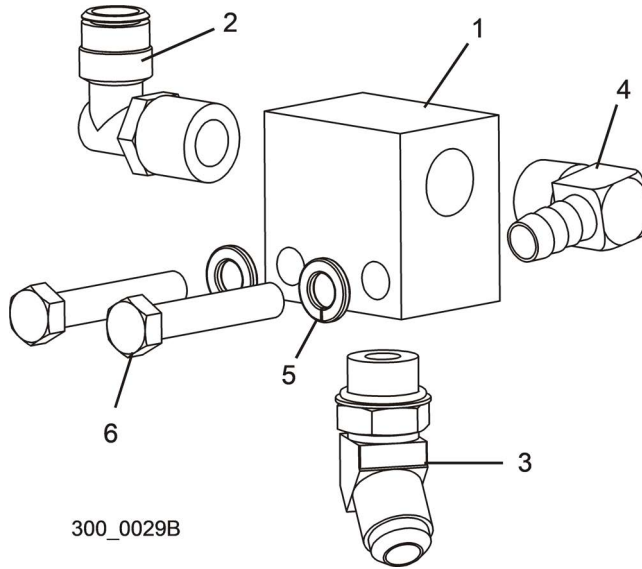
300_0135-1

REF	PART #	DESCRIPTION	COMMENTS	QTY.
1	038982	COVER WELDMENT, IDLE SIDE BLADE HOUSING		1
2	038981	COVER WELDMENT, DRIVE SIDE BLADE HOUSING		1
3	042435	PLATE, COVER MOUNT		2
4	F05011-11	WASHER, 1/4" SAE FLAT		18
5	F05005-15	BOLT, 1/4-20 X 1/2" HEX HEAD		18
	042440	LATCH ASSEMBLY, BLADE HOUSING COVER		2
6	042439	Block, Cover Latch		1
7	F05007-72	Bolt, 3/8-16 x 2" Hex Head		1
8	F05010-25	Nut, 3/8-16 Hex Lock		1
9	042438	Bolt, Cover Latch		1
10	F05011-2	Washer, 1/2" SAE Flat		1
11	021145	Handle Weldment, Cover Latch		1
12	F05010-3	Nut, 1/2-13 Hex Lock		1
13	F05005-1	BOLT, 1/4-20 X 3/4" HEX HEAD FULL THREAD		4
14	F05011-14	WASHER, 1/4" SPLIT LOCK		4
15	045005	CHUTE WELDMENT, SAWDUST		1

4**Saw Head***Covers & Sawdust Chute*

REF	PART #	DESCRIPTION	COMMENTS	QTY.
16	036847	BRACKET WELDMENT, SIDE GUARD MOUNT		1
17	F05011-3	WASHER, 3/8" SAE FLAT		2
18	F05011-4	WASHER, 3/8" SPLIT LOCK		2
19	F05007-87	BOLT, 3/8-16 X 1" HEX HEAD GRADE 5		2
20	036845	GUARD WELDMENT, SIDE		1
21	025041	SENSOR, 12MM EXTENDED PROXIMITY		1
22	P11764	GROMMET, 5/8" ID RUBBER		1
23	P08065	HANDLE, 4" DOOR		2
24	F05015-8	SCREW, #8-32 X 3/8" SELF-TAPPING		4

4.4 Blow-Off Assembly

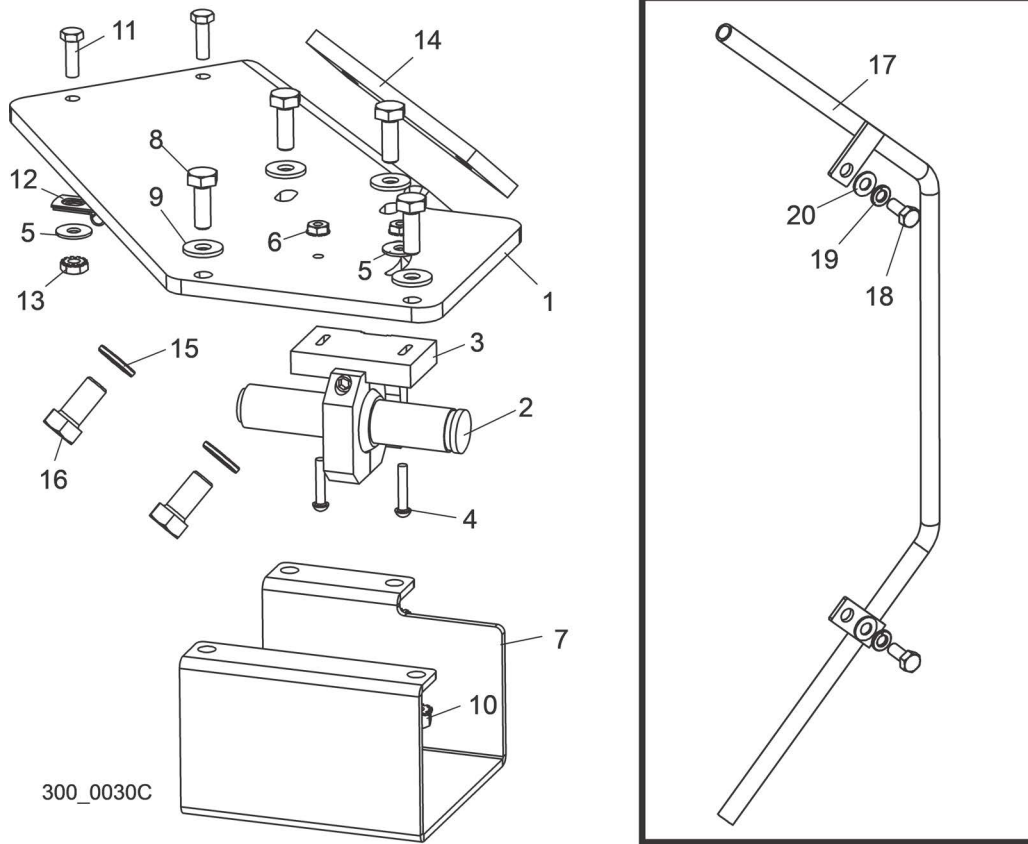


REF	PART #	DESCRIPTION	COMMENTS	QTY.
	016882	BLOCK ASSEMBLY, BLOW-OFF		1
1	016879	Block, Blow-Off		1
2	016880	Fitting, 1/2" NPT x 1/2" Tube 90° Swivel Elbow		1
3	041161	Fitting, #8 JIC x #8 SAE 45° Elbow		1
4	015997	Fitting, 1/2" NPT x 1/2" Hose Barb 90° Elbow		1
5	F05011-4	Washer, 3/8" Split Lock		2
6	F05007-16	Bolt, 3/8-16 x 2" Hex Head Full Thread		2
	R01869-5	TUBING, 1/2" CHAINFLEX AIR LINE	Additional 6 foot of hose supplied for LT300-BX6WM3000-BX6WM3500-BX6. Additional 10 foot hose supplied for LT300-BX10WM3000-BX10.	54 Ft.
	R01869-5	TUBING, 1/2" CHAINFLEX AIR LINE		4 Ft.

4 Saw Head

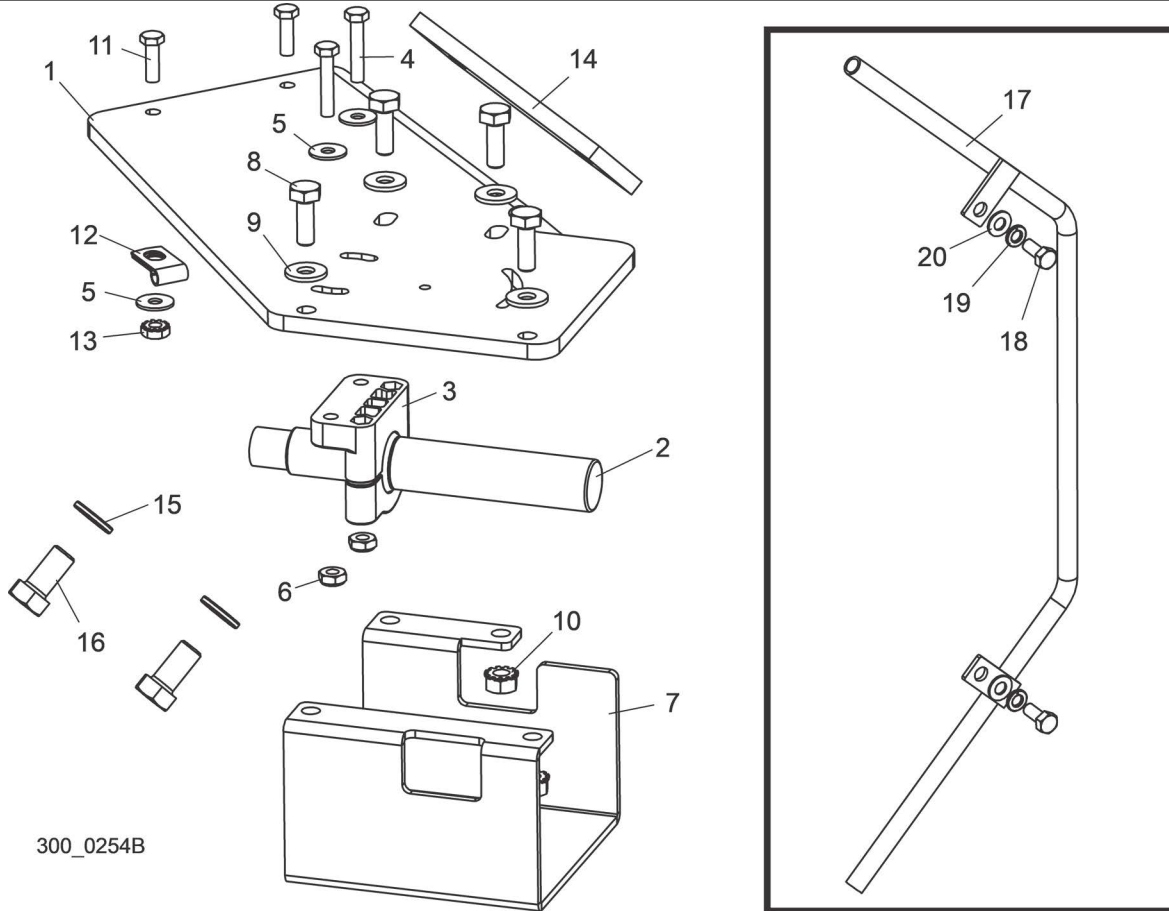
Laser Assembly

4.5 Laser Assembly



REF	PART #	DESCRIPTION	COMMENTS	QTY.
	042169	LASER ASSEMBLY, WM3000		1
1	042744	Plate, Laser Mount		1
2	025125	Laser, 15mW 635nM 60° Line w/Mounting Bracket		1
3	045250	Bracket, Laser Mount		1
4	F05004-21	Screw, #6-32 x 3/4" Slotted Round Head		2
5	F05011-18	Washer, #10 SAE Flat		3
6	F05010-59	Nut, #6 Hex Self-Locking		2
7	042743	Cover, Laser Guard		1
8	F05005-1	Bolt, 1/4-20 x 3/4" Hex Head Full Thread		4
9	F05011-11	Washer, 1/4" SAE Flat		4
10	F05010-9	Nut, 1/4-20 Hex Self-Locking		4
11	F05004-18	Bolt, #10-24 x 5/8" Hex Head		2
12	025196	Clamp, .187 Cushioned Metal Cable		2
13	F05010-14	Nut, #10-24 Hex Self-Locking		2
14	042452	Plate, Laser Mount Nut		1

REF	PART #	DESCRIPTION	COMMENTS	QTY.
15	F05011-4	Washer, 3/8" Split Lock		2
16	F05007-27	Bolt, 3/8-16 x 3/4" Hex Head Grade 2		2
17	074784	CONDUIT WELDMENT, LASER		1
18	F05006-102	BOLT, 5/16-18 X 3/4" HEX HEAD GRADE 5		2
19	F05011-13	WASHER, 5/16" SPLIT LOCK		2
20	F05011-17	WASHER, 5/16" SAE FLAT		2



REF	PART #	DESCRIPTION	COMMENTS	QTY.
	074047	LASER ASSEMBLY, WM4000		1
1	042744	Plate, Laser Mount		1
2	068035	Laser, 5mW 532nm 90° Line Z-Laser Green		1
3	074051	Bracket, 18mm Laser Mount Swivel		1
4	F05004-156	Screw, #10-24 x 1" Unslotted Hex Head Grade 2		2
5	F05011-18	Washer, #10 SAE Flat		4
6	F05010-160	Nut, 10-24 Hex Nylon Lock		2
7	042743	Cover, Laser Guard		1
8	F05005-1	Bolt, 1/4-20 x 3/4" Hex Head Full Thread		4

4**Saw Head**
Laser Assembly

REF	PART #	DESCRIPTION	COMMENTS	QTY.
9	F05011-11	Washer, 1/4" SAE Flat		4
10	F05010-9	Nut, 1/4-20 Hex Self-Locking		4
11	F05004-18	Bolt, #10-24 x 5/8" Hex Head		2
12	025196	Clamp, .187 Cushioned Metal Cable		2
13	F05010-14	Nut, #10-24 Hex Self-Locking		2
14	042452	Plate, Laser Mount Nut		1
15	F05011-4	Washer, 3/8" Split Lock		2
16	F05007-27	Bolt, 3/8-16 x 3/4" Hex Head Grade 2		2
17	074784	CONDUIT WELDMENT, LASER		1
18	F05006-102	BOLT, 5/16-18 X 3/4" HEX HEAD GRADE 5		2
19	F05011-13	WASHER, 5/16" SPLIT LOCK		2
20	F05011-17	WASHER, 5/16" SAE FLAT		2

4.6 Decals

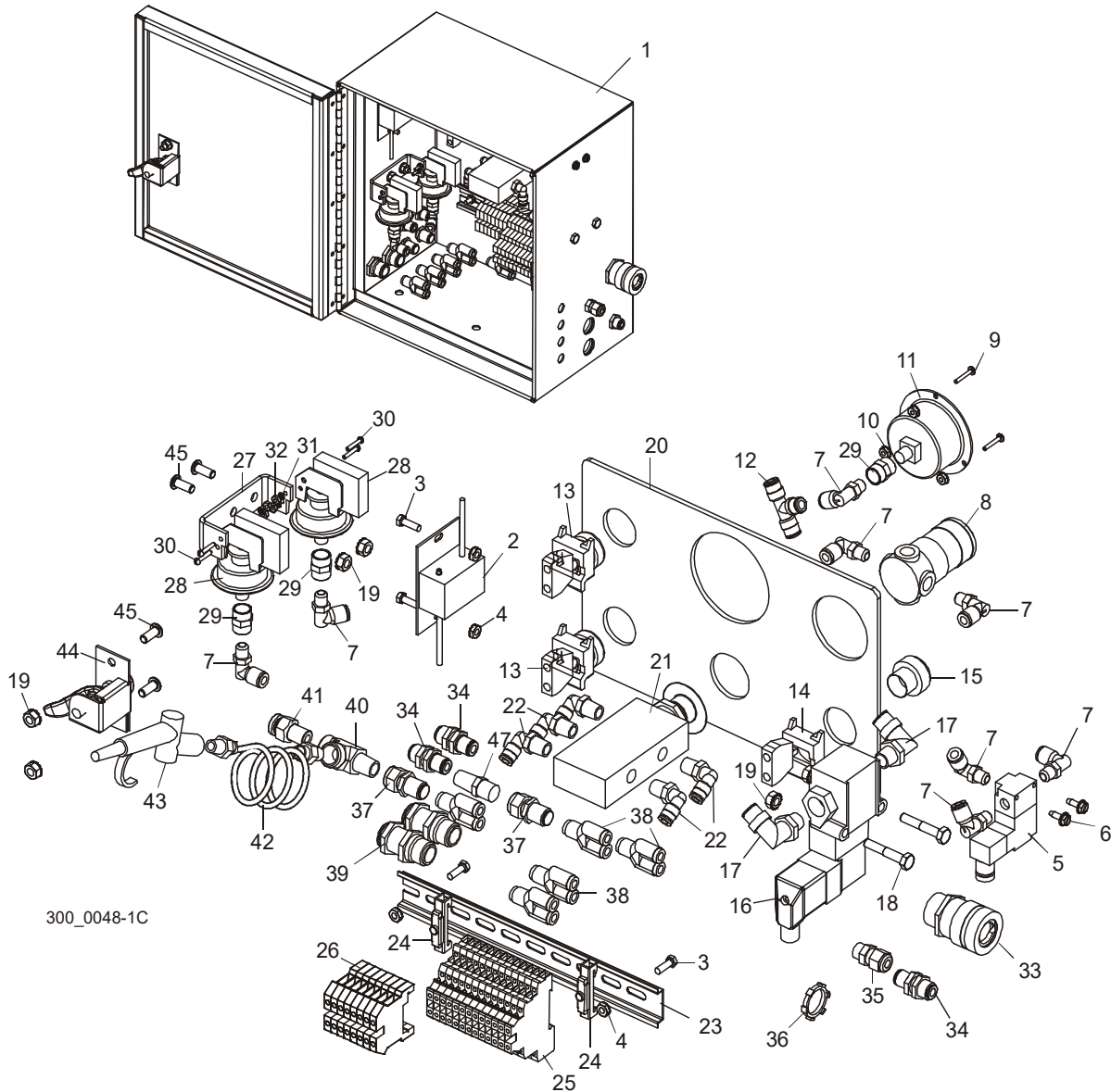


REF	PART #	DESCRIPTION	COMMENTS	QTY.
1	P12879	DECAL, RESHARP INFO		1
2	042674	DECAL, TRANSDUCER ADJUSTMENT CAUTION		1
3	008744	DECAL, WM3000 GREEN LOGO 18"		1
4	008745	DECAL, WM3500 GREEN LOGO 18"		1
5	N/A	DECAL, WM4000 GREEN LOGO 18"		1
6	P11754	DECAL, SAWDUST CHUTE WARNING		1
7	P12879	DECAL, EYE/EAR PROTECTION WARNING		1
8	033254	DECAL, MOVING PARTS DANGER		2
9	016834	DECAL, WARNING STRIPE		7
10	034801	DECAL, BLADE INSPECTION WARNING		1
11	034803	DECAL, BLADE GUIDE INFO (LARGE)		1

4 Saw Head

Head/Air Box Control Assembly

4.7 Head/Air Box Control Assembly



REF	PART #	DESCRIPTION	COMMENTS	QTY.
	045244	CONTROL ASSEMBLY, HEAD/AIR BOX		1
1	035569	Box Weldment, Head/Air		1
2	052327	Power Supply Assembly, Laser		1
3	F05004-18	Screw, #10-24 x 5/8" Unslotted Indent Hex Head		4
4	F05010-14	Nut, #10-24 Hex Self-Locking		4
5	045225	Valve, Air 3-Way 1/8" NPT DIN C Conn		1

Saw Head
Head/Air Box Control Assembly **4**

REF	PART #	DESCRIPTION	COMMENTS	QTY.
	025233	Cable, 10M Form C DIN 24VDC w/LED		1
6	F05015-7	Screw, #10-24 x 1/2" Self-Tapping Slotted Hex		2
7	P09736	Fitting, 1/8" MPT x 1/4" Tube Swivel Elbow		8
8	045247	Regulator Kit, Air		1
	052509	Regulator, 1/8" NPT Air		1
	052510	Nut, Regulator Mount		1
	049410	Plate, Regulator Mount Adaptor		1
9	F05004-93	Screw, #6-32 x 3/4" Socket Button Head Stainless		3
10	F05010-59	Nut, #6-32 Hex Self-Locking		3
11	042342	Gauge, Air Pressure		1
12	P21544	Fitting, 1/4" Tube 'T'		1
13	024970-5	Light, Yellow 24V 22mm LED XB4 Pilot		2
14	025242	Switch, 1NO 22mm XB4		1
15	025237-53	Button, 22mm Mom Ext LED Yellow XB4 Switch		1
16	042659	Valve Assembly, Blow-Off		1
	024923	Cable, 5M Form A DIN 24VDC w/LED		1
17	034009	Fitting, 3/8" NPT x 1/2" Tube Swivel Elbow		2
18	F05005-31	Bolt, 1/4-20 x 1 1/2" Hex Head Full Thread		2
19	F05010-9	Nut, 1/4-20 Hex Self-Locking		6
20	052274	Decal, Head/Air Control Box		1
21	025301	Valve, 4-Way Push/Pull 1/4" NPT		1
22	P21519	Fitting, 1/4" NPT x 1/4" Tube Elbow		5
23	024474-10	DIN Rail, 35mm x 7.5mm x 10" Steel Sym		1
24	E22707	Clamp, Metal DIN Rail		2
25	024908	Terminal Block, 3-Tier		13
26	024893	Terminal Block, 1-Tier		8
27	042256	Bracket, Pressure Switch Mount		1
28	045207	Switch, Limit Pressure 60 PSI		2
29	P05748	Fitting, 1/8" FPT Coupling		3
30	F05004-49	Screw, #4-40 x 5/8" Slotted Round Head		4
31	F05011-21	Washer, #4 Split Lock		4
32	F05010-43	Nut, #4 Hex		4
33	025186	Connector, .75 Hole x .63-.75 Cord Flex Strain		1
	025198	Nut, 3/4" Conduit Lock		1
34	025234	Fitting, 1/4" x 1/4" Tube Bulkhead		1
35	E23494	Connector, .5" Hole .064-.210 Cord		1
36	E20461	Nut, 1/2" Conduit Lock		2
37	025235	Fitting, 1/4" Tube x 1/4" NPT Female Bulkhead		2
38	042546	Fitting, 1/4" Tube "Y"		5
39	034010	Fitting, 3/8" NPT x 1/2" Tube Bulkhead		2
40	P09141	Fitting, 1/4" Male Run Tee		1

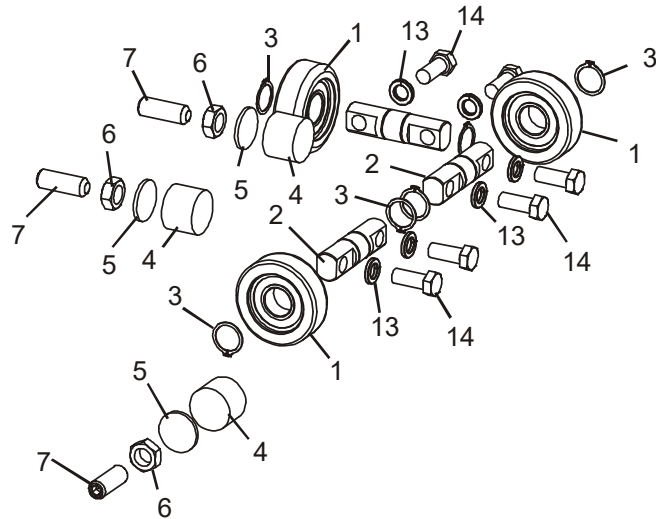
4

Saw Head*Head/Air Box Control Assembly*

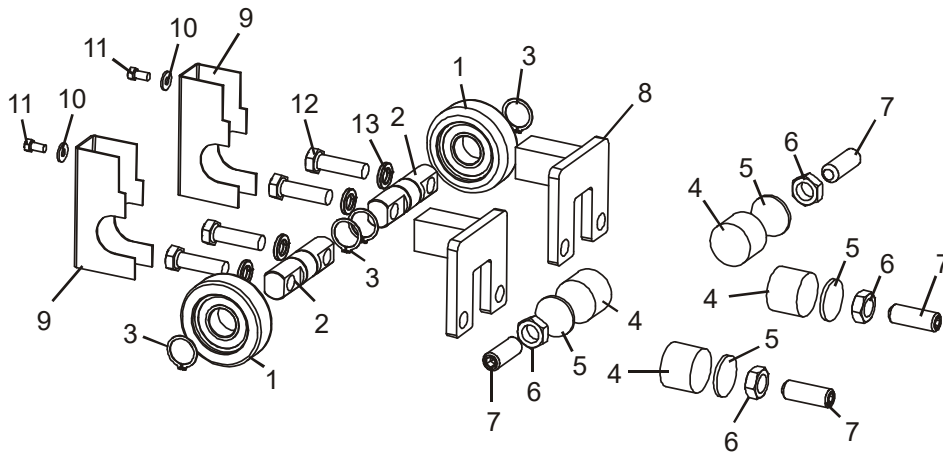
REF	PART #	DESCRIPTION	COMMENTS	QTY.
41	P21559	Fitting, 1/4" NPT x 3/8" Tube		1
42	042453	Hose, 1/4" x 6' Coiled Air		1
43	P02714	Nozzle, Air Spray		1
44	P20048	Latch, Door		1
45	F05005-128	Screw, 1/4-20 x 5/8" Button Socket Head		4
	F05011-73	Washer, 7/8" SAE Flat		1
	025284	Harness Assembly, Blade Guide		1
	025286	Harness Assembly, Motor Prox		1
	025287	Harness Assembly, Start Prox		1
	025288	Harness Assembly, Slow Prox		1
	025289	Harness Assembly, Stop Prox		1
	R01869-3	Hose, 1/4" Chainflex Air		186"
	R01869-5	Hose, 1/2" Chainflex Air		58"
	025233	Cable, Oiler		1

SECTION 5 UP/DOWN SYSTEM

5.1 Mast Pads & Rollers



300_0028-4



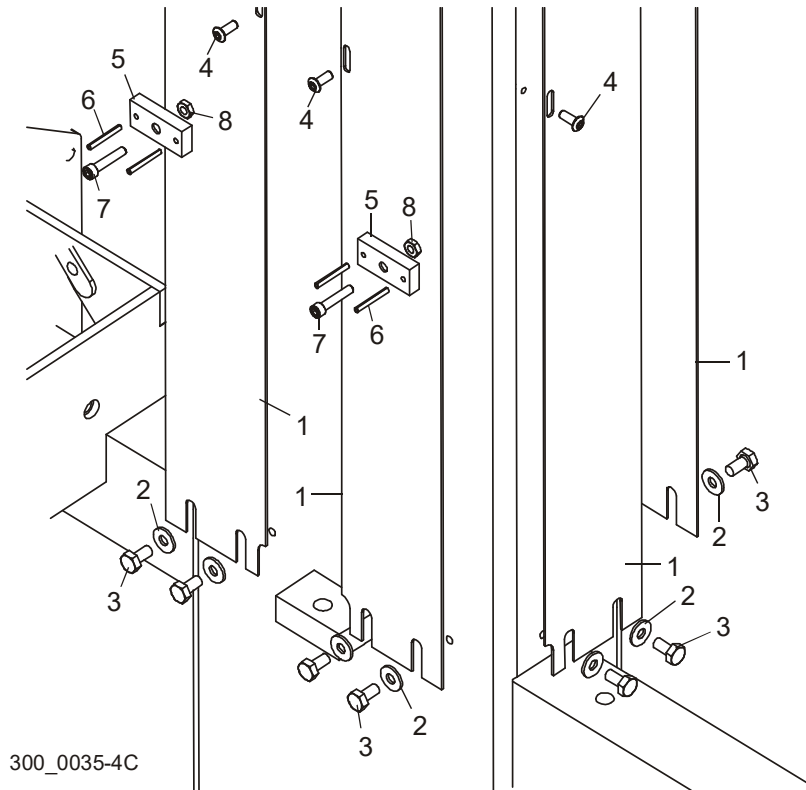
REF	PART #	DESCRIPTION	COMMENTS	QTY.
1	023857	BEARING, MG305DDA		5
2	023858	SHAFT, UP/DOWN MAST BEARING		5
3	F04254-15	RING, 1" OUTSIDE RETAINING		10
4	033098	PAD, ROUND NYLON		7
5	042432	PAD, NYLON BACKING		7
6	F05010-11	NUT, 5/8-18 HEX JAM		7
7	F05009-27	SCREW, 5/8-18 X 1 3/4" SOCKET HEAD FLAT POINT SET		7
8	045048	BRACKET WELDMENT, UP/DOWN BEARING MOUNT		2

5 Up/Down System

Mast Pads & Rollers

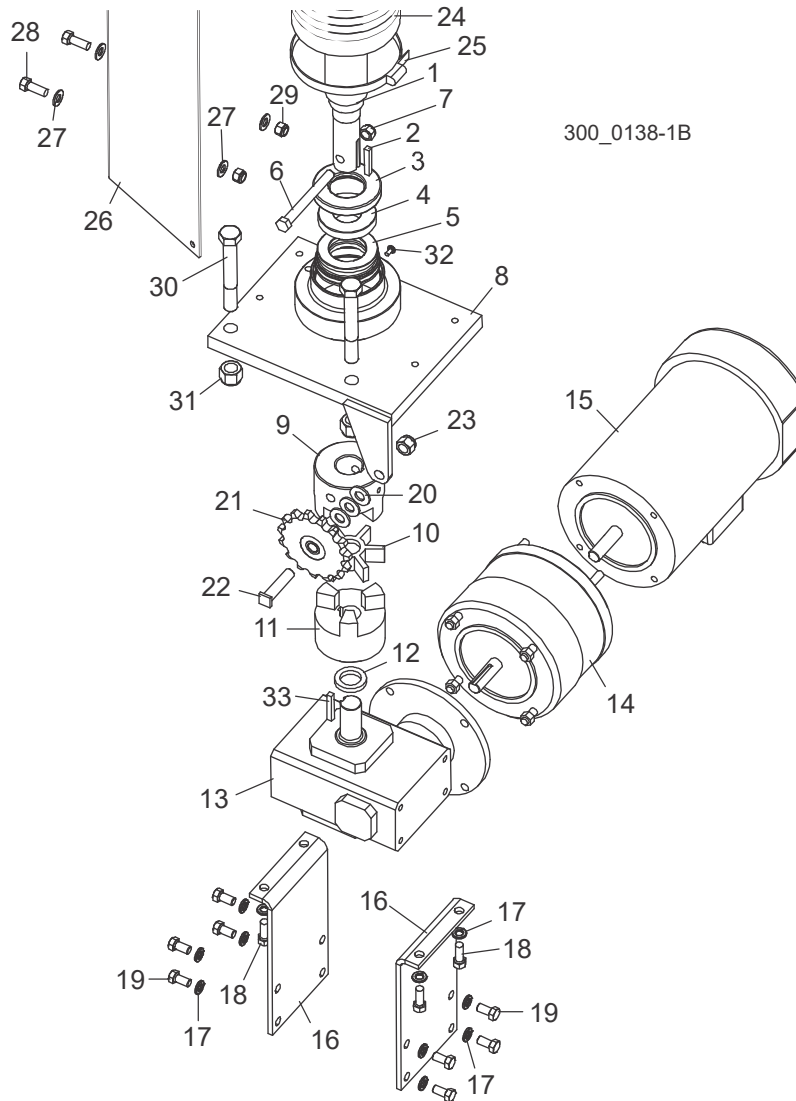
REF	PART #	DESCRIPTION	COMMENTS	QTY.
9	045047	COVER, MAST BEARING		2
10	F05011-11	WASHER, 1/4" SAE FLAT		2
11	F05005-15	BOLT, 1/4-20 X 1/2" HEX HEAD		2
12	F05008-88	BOLT, 1/2-13 X 1 3/4" HEX HEAD GRADE 5		4
13	F05011-9	WASHER, 1/2" SPLIT LOCK		10
14	F05008-37	BOLT, 1/2-13 X 1 1/4" HEX HEAD GRADE 5		6

5.2 Bearing Rails



REF	PART #	DESCRIPTION	COMMENTS	QTY.
	042788	RAIL KIT, UP/DOWN BEARING		1
1	042773	Rail, Up/Down Bearing		6
2	F05011-11	Washer, 1/4" SAE Flat		24
3	F05005-15	Bolt, 1/4-20 x 1/2" Hex Head		24
4	F05004-35	Screw, #10-24 x 1/2" Button Socket Head		18
5	045056	PAD, HEAD PLASTIC		2
6	F05012-34	PIN, 1/8" X 1" ROLL		4
7	F05004-2	BOLT, #10-24 X 1" SOCKET HEAD		2
8	F05010-115	NUT, #10-24 HEX		2

5.3 Up/Down Ballscrew Drive



REF	PART #	DESCRIPTION	COMMENTS	QTY.
	042800	DRIVE ASSEMBLY, BALLSCREW UP/DOWN		1
	042901	Ballscrew Retrofit, Up/Down 30mm to 45mm		1
	036595	Ballscrew Assembly, Up/Down Service		1
	036596	Ballscrew Kit, Up/Down w/Nut		1
1	042858	Shaft, 2" x .5" Ballscrew		1
	042791	Nut, 2" BallScrew (Shown in Section 5.4)		1
	042399	Grease, 10cc Syringe Up/Down Ballscrew		1

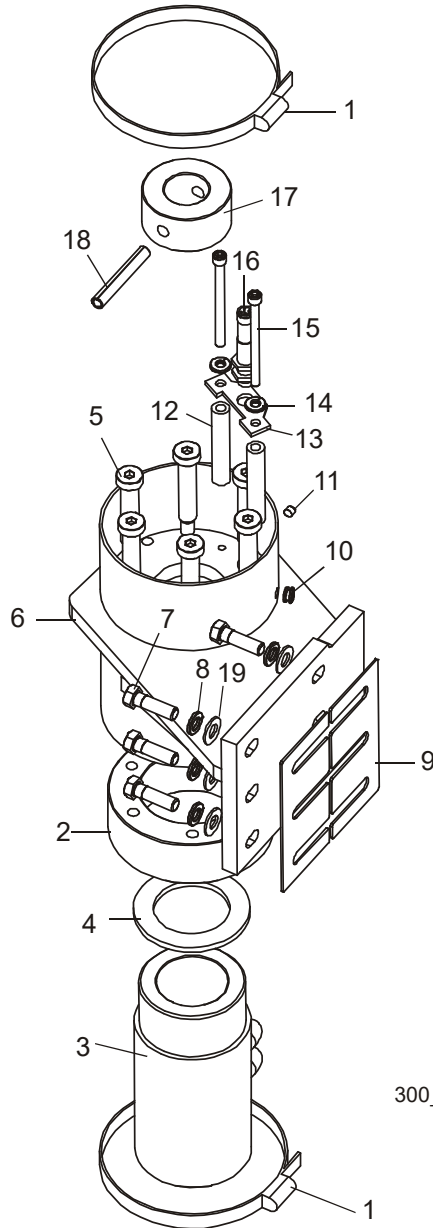
REF	PART #	DESCRIPTION	COMMENTS	QTY.
2	042810	Key, 1/4" Square x 1 5/8"		1
3	042857	Seal, 1 5/8" ID Thrust Bearing		1
4	042856	Spacer, Screw/Bearing Support		1
5	110569	Bearing Assy, 45 mm Thrust		1
	110565	Spacer, 45 mm Thrust Bearing		1
	110567	Bearing, 45 mm Thrust, 53209		1
	110568	Seating Washer, 45 mm Thrust Bearing		1
6	F05007-180	Bolt, 7/16-14 x 4" Hex Head		1
7	F05010-135	Nut, 7/16-14 Hex Nylon Lock		1
		Middle Ballscrew Mount Parts (See Section 5.4)		
8	017790	Bracket Weldment, Up/Down 45mm Ballscrew Mount		1
9	017787	Coupling, Modified L110 x 1 1/4" Body		1
10	042809	Coupling, L110 Spider		1
11	042820	Coupling, L110 x 1" Body		1
12	042805	Spacer, 1" ID x 1 1/2" OD x .25" Thick		1
13	042793	Gearbox, Up/Down Ballscrew IC60		1
14	042281	Brake, Up/Down Electric 5/8-5/8 230/460V		1
15	079197	Motor, 2HP 3P 230/460 56C Premium Efficiency		1
16	042794	Plate, Up/Down Gearbox Mount		2
17	F05011-4	Washer, 3/8" Split Lock		14
18	F05007-7	Bolt, 3/8-16 x 1" Hex Head		4
19	F05007-27	Bolt, 3/8-16 x 3/4" Hex Head		8
20	F05011-2	Washer, 1/2" SAE Flat		3
21	042367	Sprocket, Idler		1
22	016828	Shaft, Idler Sprocket		1
23	F05010-8	Nut, 1/2-13 Hex Nylon Lock		1
24	017777	Bellows, 5" ID x 45" Ballscrew Protective		1
25	042419	Clamp, Bellows Worm		1
26	017647	Guard Weldment, Up/Down Bellows		1
27	F05011-3	Washer, 3/8" SAE Flat		4
28	F05007-7	Bolt, 3/8-16 x 1" Hex Head		2
29	F05010-10	Nut, 3/8-16 Hex Nylon Lock		2
30	F05009-10	Bolt, 5/8-11 x 4 1/2" Hex Head Grade 5		2
31	F05010-34	Nut, 5/8-11 Hex Nylon Lock		2
32	F05004-3	Screw, #10-24 x 3/8" Phillips Pan Head		1
33	042810	Key, 1/4" Square x 1 5/8"		1
	L04869-4	Oil, 8 Oz. Mobil SHC634 Bottled Synthetic Gear	12 - 15 oz. required for complete oil replacement.	1
		Top Ballscrew Mount Parts (See Section 5.5)		



Up/Down System

Up/Down Ballscrew Drive

5.4 Ballscrew Mount (Middle)



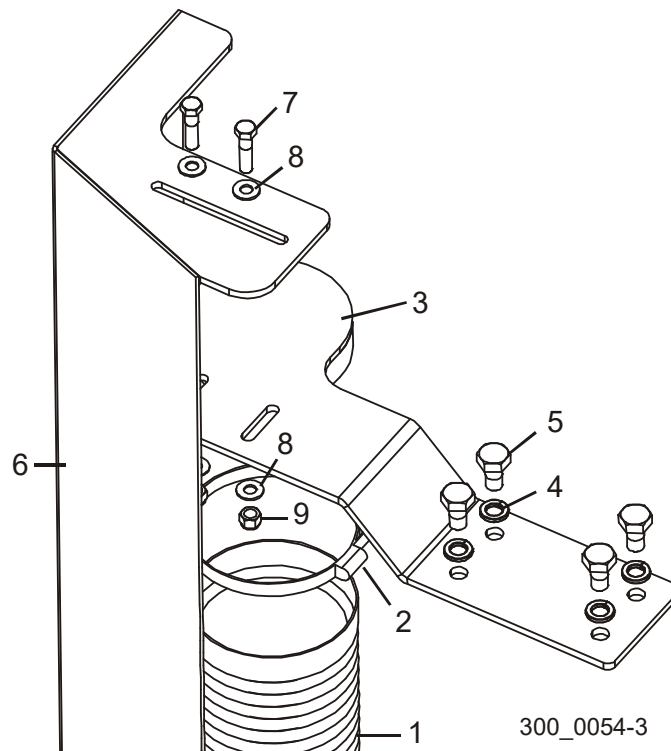
300_0062-2

REF	PART #	DESCRIPTION	COMMENTS	QTY.
1	042419	CLAMP, BALLSCREW BELLOWS		2
	036595	BALLSCREW ASSEMBLY, UP/DOWN SERVICE		1
		Lower Ballscrew Mount Parts (See Section 5.3)		
2	042792	Flange, 2" BallScrew Nut		1
	036596	Ballscrew Kit, Up/Down w/Nut		1

5 Up/Down System Ballscrew Mount (Middle)

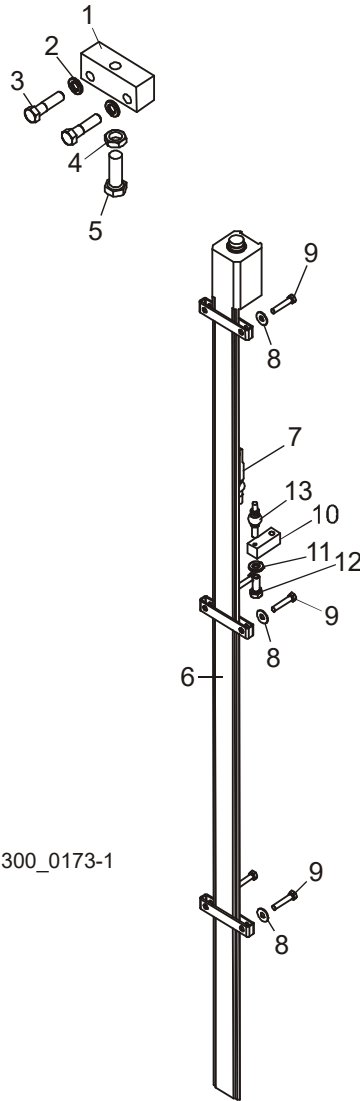
REF	PART #	DESCRIPTION	COMMENTS	QTY.
	042858	Shaft, 2" x .5" Ballscrew (Shown in Section 5.3)		1
3	042791	Nut, 2" BallScrew		1
	042399	Grease, 10cc Syringe Up/Down Ballscrew		1
4	042816	Plate, BallScrew Nut Wear		1
5	F05008-136	Bolt, 1/2" x 2 1/4" Shoulder		6
6	042819	Bracket Weldment, Middle Ballscrew Mount		1
7	F05007-123	Bolt, 3/8-16 x 1 1/4" Hex Head Grade 5		6
8	F05011-4	Washer, 3/8" Split Lock		6
9	016800	Plate, Ballscrew Mount Shim		2
10	042825	Grommet, 9/32" Hole x 3/16" ID x 7/16" OD		1
11	F05005-42	Screw, 1/4-28 x 1/4" Brass Tip Socket Set		1
12	042821	Spacer, 17/64" ID x 1/2" OD x 2 3/4" Long		2
13	042815	Plate, BallScrew Sensor Mount		1
14	F05011-14	Washer. 1/4" Split Lock		2
15	F05005-154	Bolt, 1/4-20 x 3 1/4" Socket head		2
16	025041	Sensor, 12mm Unshielded Extended w/connector Proximity	Sensor 025041 included in service kit 036595 but not Up/Down Assembly 042800 (to accommodate European structure, 4/04).	1
17	042822	Collar, Ballscrew Nut Stop		1
18	F05012-114	Pin, 3/8" x 2 1/2" Roll		1
19	F05011-3	Washer, 3/8" SAE Flat		6

5.5 Ballscrew Mount (Top)



REF	PART #	DESCRIPTION	COMMENTS	QTY.
1	042823	BELLOWS, 5" ID X 62" BALLSCREW PROTECTIVE		1
2	042419	CLAMP, BALLSCREW BELLOWS		1
3	042814	MOUNT WELDMENT, TOP BELLOWS		1
4	F05011-9	WASHER, 1/2" SPLIT LOCK		4
5	F05008-50	BOLT, 1/2-13 X 1" HEX HEAD		4
6		GUARD PARTS (See Section 5.3)		
7	F05007-3	BOLT, 3/8-16 X 1 1/2" HEX HEAD		2
8	F05011-3	WASHER, 3/8" SAE FLAT		4
9	F05010-10	NUT, 3/8-16 HEX NYLON LOCK		2

5.6 Transducer & Head Stop

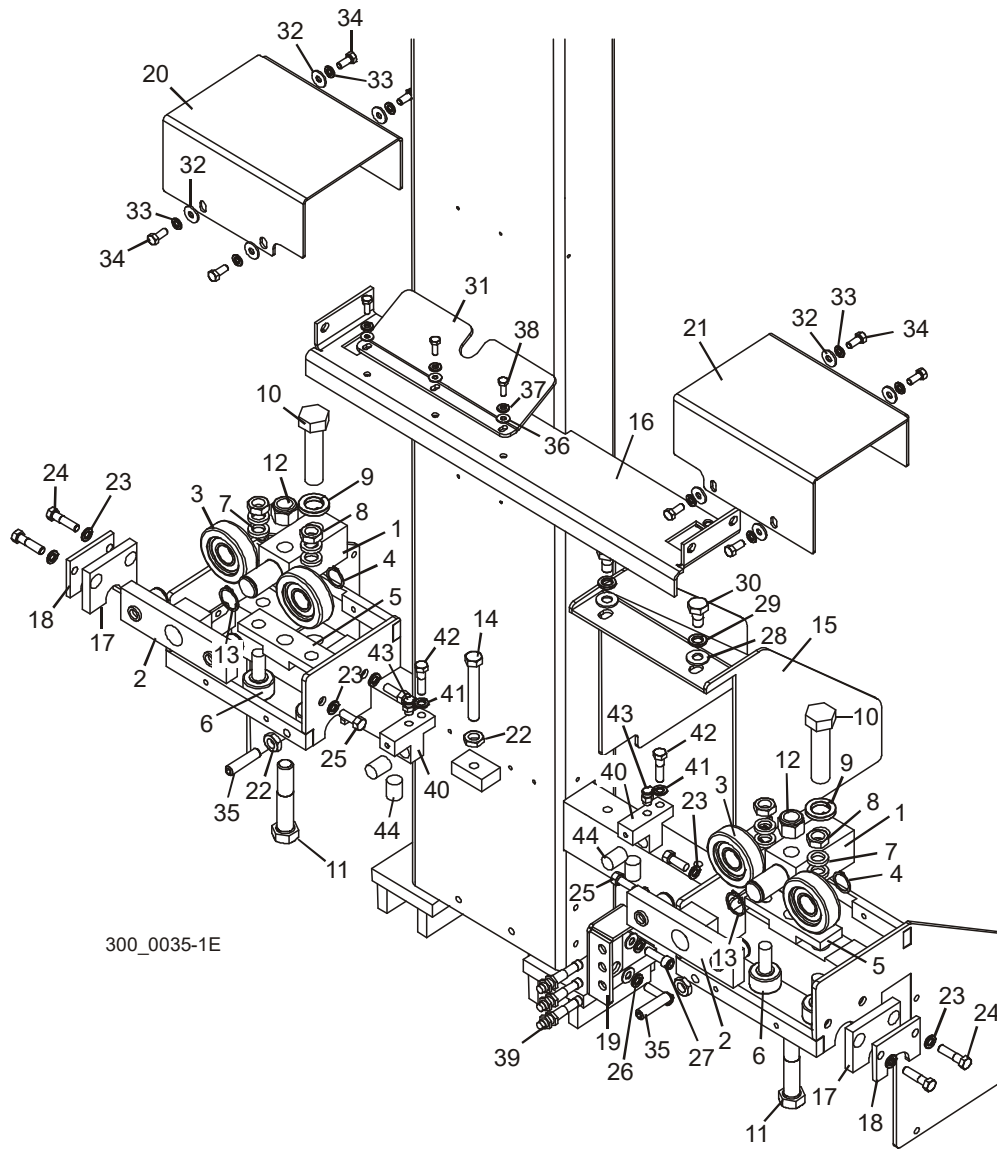


REF	PART #	DESCRIPTION	COMMENTS	QTY.
1	023886	BLOCK, HEAD STOP		1
2	F05011-4	WASHER, 3/8" SPLIT LOCK		5
3	F05007-78	BOLT, 3/8-16 X 1 1/2 HEX HEAD GRADE 5		5
4	F05010-31	NUT, 1/2-13 HEX JAM		1
5	F05008-33	BOLT, 1/2-13 X 1 1/2" HEX HEAD GRADE 5		1
6	025042	SENSOR, 36" 4-20MA CAPTIVE SLIDE TRANSDUCER		1
	BAM0204	Transducer Mounting Bracket		3
7	052470	Magnet, Captive Sliding Transducer (Balluff)		1

REF	PART #	DESCRIPTION	COMMENTS	QTY.
	050981	CABLE ASSEMBLY, LT300 TRANSDUCER SENSOR		1
8	F05011-18	WASHER, #10 SAE FLAT		6
9	F05004-156	BOLT, #10-24 X 1" UNSLOTTED HEX HEAD		6
10	042436	BLOCK, TRANSDUCER SLIDE		1
11	F05011-14	WASHER, 1/4" SPLIT LOCK		1
12	F05005-1	BOLT, 1/4-20 X 3/4" HEX HEAD FULL THREAD		1
13	025197	PIVOT, BALL JOINTED ARM		1

SECTION 6 POWER FEED

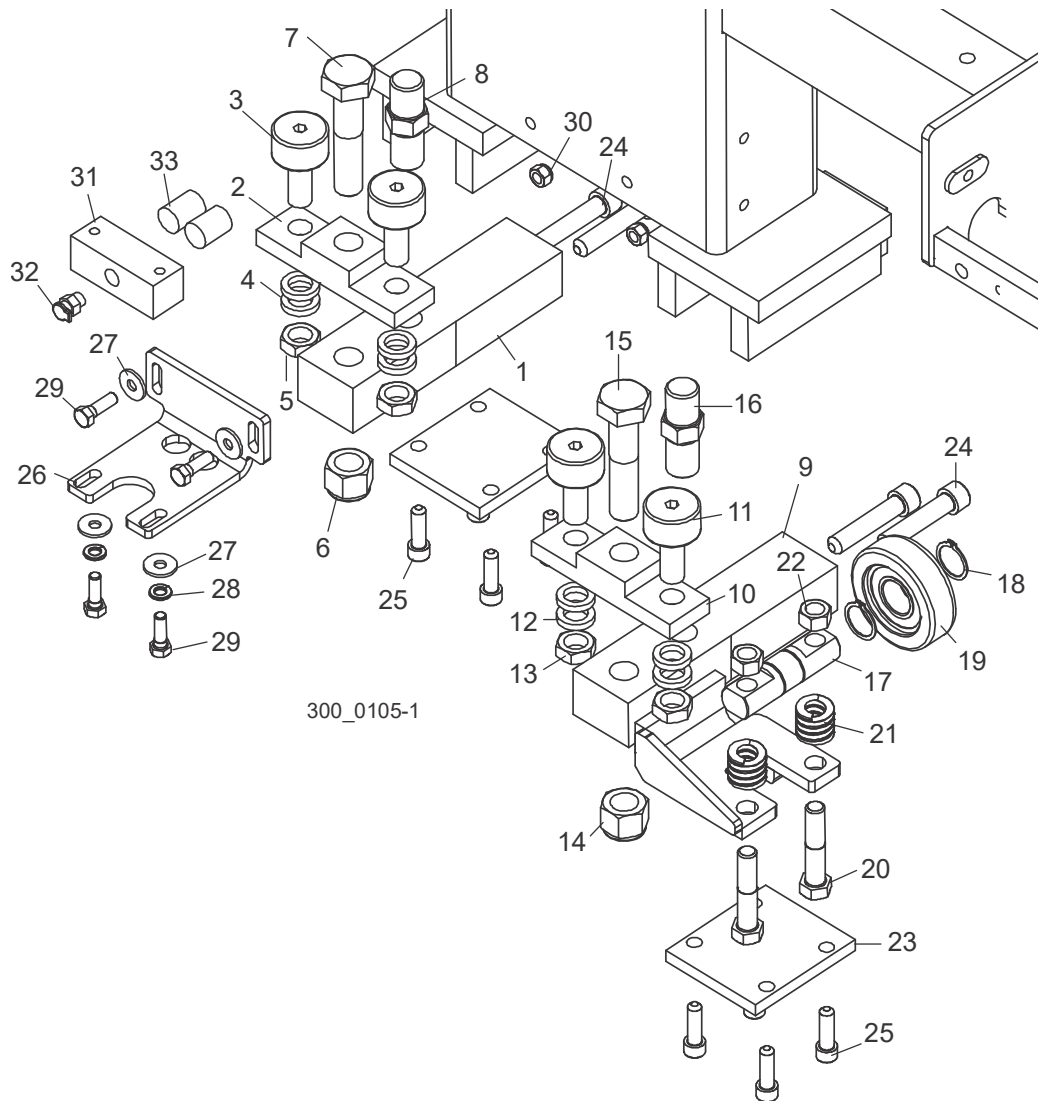
6.1 Upper Track Rollers



REF	PART #	DESCRIPTION	COMMENTS	QTY.
	042506	BLOCK ASSEMBLY, UPPER TRACK ROLLER		2
1	042505	Block, Upper Track Roller Mount		1
2	042507	Block Assembly, Upper Roller		1
3	023857	Bearing, MG305DDA		2
4	F04254-15	Ring, 1" Outside Retaining		2
5	042500	Block, Track Roller Mount		1

REF	PART #	DESCRIPTION	COMMENTS	QTY.
6	012797	Bearing, 1 1/2" Track Roller		2
7	S12480	Spacer, 41/64" x 1" x 3/16"		4
8	F05010-11	Nut, 5/8-18 Hex Jam		2
9	F05011-46	Washer, 7/8" Split Lock		1
10	F05014-1	Bolt, 7/8-14 x 3 1/2" Hex Head Grade 5		1
11	F05013-3	Bolt, 3/4-10 x 4" Hex Head Grade 5		1
12	F05010-103	Nut, 3/4-10 Hex Nylon Lock		1
13	F04254-36	Ring, 1 1/8" External Retaining Ring		1
14	F05008-11	BOLT, 1/2-13 X 3 1/2" HEX HEAD FULL THREAD		1
15	042379	RAMP WELDMENT, SAWDUST		1
16	042391	COVER WELDMENT, UPPER TRACK ROLLER CENTER		1
17	045175	PAD, PLASTIC WIPER		2
18	045176	PLATE, WIPER PAD		2
19	042112	BRACKET, PROXIMITY SENSOR MOUNT		1
20	042394	COVER, RIGHT UPPER TRACK ROLLER		1
21	042368	COVER, LEFT UPPER TRACK ROLLER		1
22	F05010-31	NUT, 1/2-13 HEX JAM		3
23	F05011-4	WASHER, 3/8" SPLIT LOCK		10
24	F05007-3	BOLT, 3/8-16 X 1 1/2" HEX HEAD		4
25	F05007-7	BOLT, 3/8-16 X 1" HEX HEAD		4
26	F05011-3	WASHER, 3/8" SAE FLAT		2
27	F05007-150	BOLT, 3/8-16 X 1 1/4" SOCKET HEAD		2
28	F05011-2	WASHER, 1/2" SAE FLAT		2
29	F05011-9	WASHER, 1/2" SPLIT LOCK		2
30	F05008-50	BOLT, 1/2-13 X 1" HEX HEAD		2
31	016801	PLATE, SAWDUST RAMP		1
32	F05011-16	WASHER, 5/16" STANDARD FLAT		8
33	F05011-13	WASHER, 5/16" SPLIT LOCK		8
34	F05006-5	BOLT, 5/16-18 X 3/4" HEX HEAD		8
35	F05008-130	SCREW, 1/2-13 X 2" FLAT POINT SOCKET SET		2
36	F05011-11	WASHER, 1/4" SAE FLAT		3
37	F05011-14	WASHER, 1/4" SPLIT LOCK		3
38	F05005-129	BOLT, 1/4-20 X 3/4" HEX HEAD		3
39	025041	SENSOR, 12MM PROXIMITY		3
40	045045	BLOCK, UPPER TRACK OILER		2
41	F05011-4	WASHER, 3/8" SPLIT LOCK		2
42	F05007-3	BOLT, 3/8-16 X 1 1/2" HEX HEAD		2
43	036333	FITTING, 1/8" NPT OIL W/COVER		2
44	033375	PAD, ROUND FELT WIPER		4

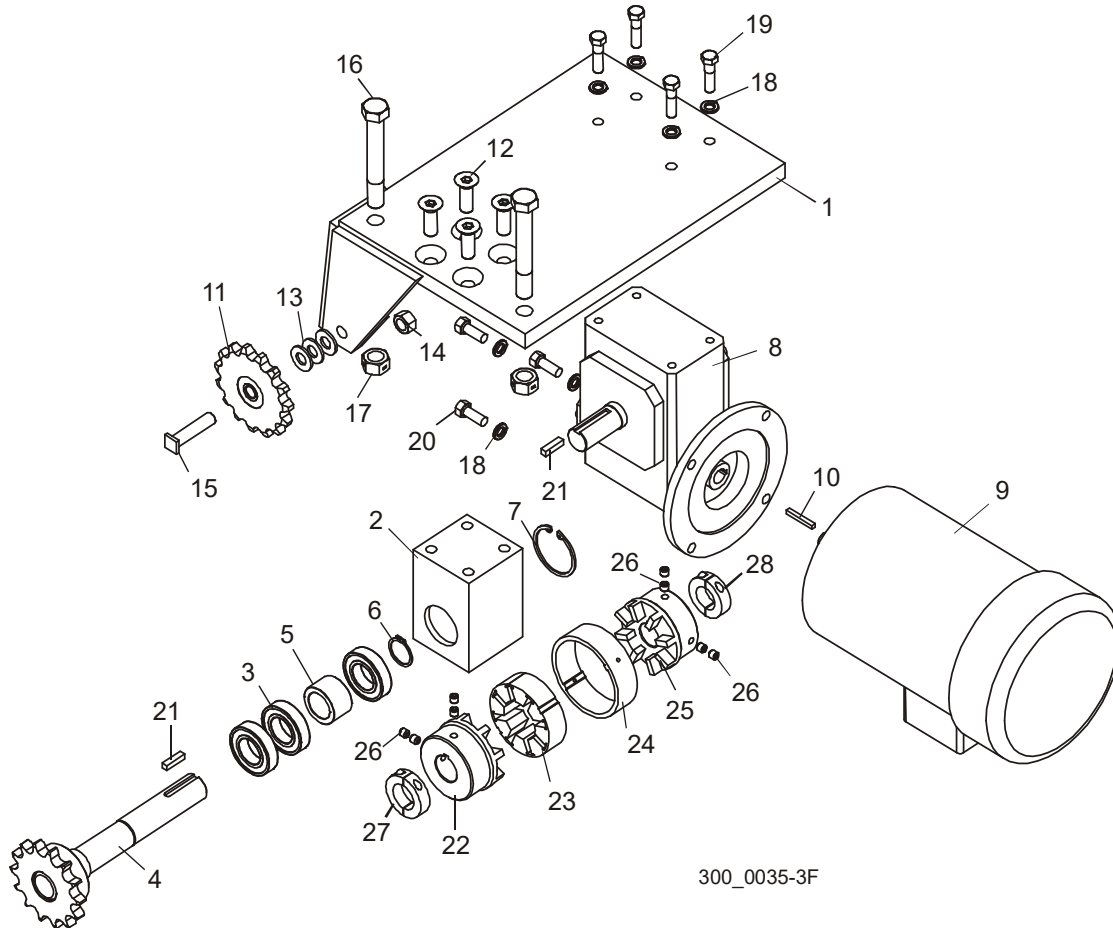
6.2 Lower Track Rollers



REF	PART #	DESCRIPTION	COMMENTS	QTY.
	036345	BLOCK ASSEMBLY, LOWER TRACK ROLLER		1
1	036326	Block Weldment, Lower Track Roller Mount		1
2	042500	Block, Track Roller Mount		1
3	012797	Bearing, 1 1/2" Track Roller		2
4	S12480	Spacer, 41/64" x 1" x 3/16"		4
5	F05010-11	Nut, 5/8-18 Hex Jam		2
6	F05010-103	Nut, 3/4-10 Hex Nylon Lock		1
7	F05009-54	Bolt, 3/4-10 x 3 1/2" Hex Head		1
8	036324	Pin, Head Safety Lock (Threaded)		1

REF	PART #	DESCRIPTION	COMMENTS	QTY.
	036701	BLOCK ASSEMBLY, LOWER TRACK ROLLER W/BOTTOM ROLLER		1
9	036700	Block Weldment, Lower Track Roller Mount w/Bottom Roller		1
10	042500	Block, Track Roller Mount		1
11	012797	Bearing, 1 1/2" Track Roller		2
12	S12480	Spacer, 41/64" x 1" x 3/16"		4
13	F05010-11	Nut, 5/8-18 Hex Jam		2
14	F05010-103	Nut, 3/4-10 Hex Nylon Lock		1
15	F05009-54	Bolt, 3/4-10 x 3 1/2" Hex Head		1
16	036324	Pin, Head Safety Lock (Threaded)		1
17	023858	Shaft, Bottom Roller Mount		1
18	F04254-15	Ring, 1" Outside Retaining		2
19	023857	Bearing, MG305DDA		1
20	F05008-74	Bolt, 1/2-13 x 2 1/2" Hex Head Grade 5		2
21	036713	Spring, 1/2" ID x 1" OD x 1" Die		2
22	F05010-3	Nut, 1/2-13 Hex Lock		2
23	045158	PLATE, LOWER ROLLER RETAINER		2
24	F05008-45	BOLT, 1/2-20 X 2 1/2" SOCKET HEAD		4
25	F05007-150	BOLT, 3/8-16 X 1 1/4" SOCKET HEAD		8
26	042415	PLATE, LOWER TRACK OILER MOUNT		1
27	F05011-16	WASHER, 5/16" STANDARD FLAT		4
28	F05011-13	WASHER, 5/16" SPLIT LOCK		2
29	F05006-1	BOLT, 5/16-18 X 1" HEX HEAD		4
30	F05010-58	NUT, 5/16-18 HEX NYLON LOCK		2
31	036334	BLOCK, LOWER TRACK OILER		1
32	036333	FITTING, 1/8" NPT OIL W/COVER		1
33	033375	PAD, ROUND FELT WIPER		2

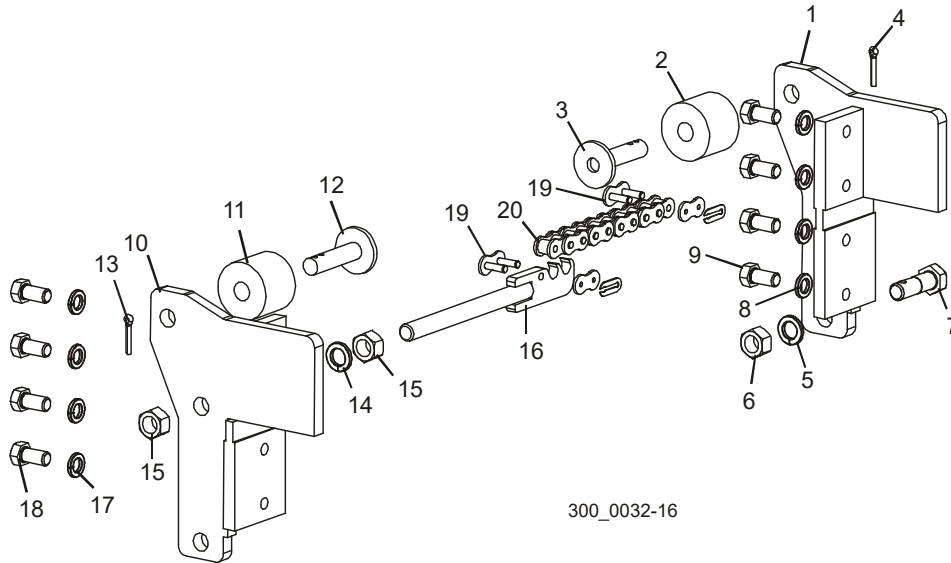
6.3 Power Feed Drive



REF	PART #	DESCRIPTION	COMMENTS	QTY.
	042382	DRIVE ASSEMBLY, POWER FEED		1
1	042384	Bracket Weldment, Power Feed Drive Mount		1
	042383	Shaft Assembly, Power Feed Drive		1
2	042381	Block, Power Feed Drive Shaft Bearing		1
3	066798	Bearing, R18		3
4	042365	Shaft Weldment, Power Feed Drive		1
5	042387	Spacer, Power Feed Bearing		1
6	F04254-36	Ring, 1 1/8" Outside Retaining		1
7	F04254-38	Ring, 2 1/8" Inside Retaining		1
8	079195	Gearbox, WM3500 P/F IUC60-7.5:1-L-140TC		1
9	079196	Motor, 2HP 3P 230/460 145TC Premium Efficiency		1
10	074129	Key, 3/16" Square x 1 3/4" Long		1
11	042367	Sprocket, 6015 x 1/2" Idler		1
12	F05008-80	Screw, 1/2-13 x 1 1/2" Flat Socket Head		4

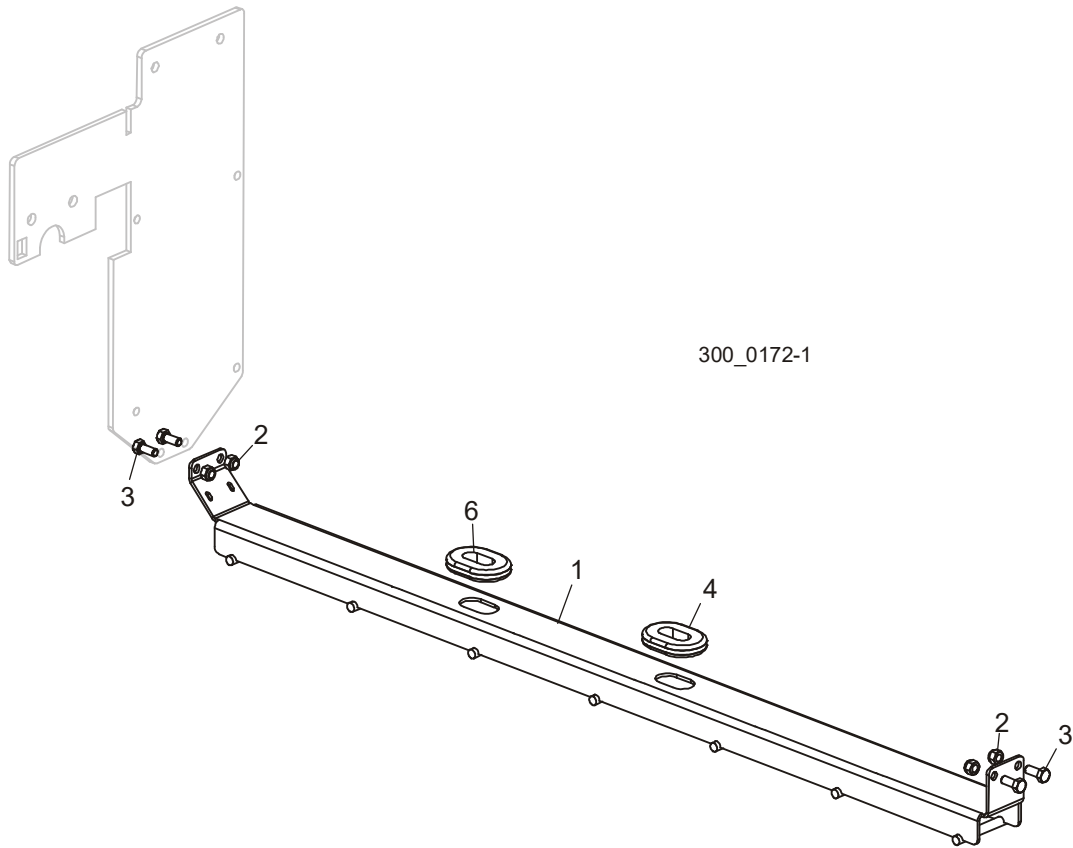
REF	PART #	DESCRIPTION	COMMENTS	QTY.
13	F05011-2	Washer, 1/2" SAE Flat		3
14	F05010-3	Nut, 1/2-13 Hex Lock		1
15	016828	Shaft, Power Feed Idler Sprocket		1
16	F05009-10	Bolt, 5/8-11 x 4 1/2" Hex Head Grade 5		2
17	F05010-4	Nut, 5/8-11 Hex Lock		2
18	F05011-4	Washer, 3/8" Split Lock		8
19	F05007-3	Bolt, 3/8-16 x 1 1/2" Hex Head		4
20	F05007-7	Bolt, 3/8-16 x 1" Hex Head		4
21	S21486	Key, 1/4" x 1"		2
	042655	Coupling, Power Feed Shaft		1
22	042655-4	Coupling Body, 10R x 1 1/8"		1
23	042655-2	Coupling Spider, 10R Urethane		1
24	042655-5	Coupling Ring, 10R Steel		1
25	042655-1	Coupling Body, 10R x 1"		1
26	F05004-234	Screw, M8-1.25 x 8mm Socket Head Set		8
27	038445	Collar, 1 1/8" Shaft Clamp-On		1
28	038444	Collar, 1" Shaft Clamp-On		1
	L04869-4	Oil, 8 Oz. Mobil SHC634 Bottled Synthetic Gear	19 - 22 oz. required for complete oil replacement.	1

6.4 Feed Chain & Stops



REF	PART #	DESCRIPTION	COMMENTS	QTY.
	035646	STOP ASSEMBLY, FRONT SAW HEAD		1
1	042408	Bracket Weldment, Front Saw Head Stop		1
2	P12165	Bushing, 11/16" x 2 1/8" x 1 3/4" Rubber		1
3	W09293	Pin Weldment, Head Stop		1
4	F05012-21	Pin, 3/16" x 1" Cotter		1
5	F05011-27	Washer, 5/8" Split Lock		1
6	F05010-50	Nut, 5/8-18 Hex		1
7	035653	Bolt, #60 Feed Chain Tensioner		1
8	F05011-9	Washer, 1/2" Split Lock		4
9	F05008-128	Bolt, 1/2-13 x 1 Hex Head Grade 8		4
	036199	STOP ASSEMBLY, REAR HEAD		1
10	042411	Stop Weldment, Right		1
11	P12165	Bushing, 11/16" x 2 1/8" x 1 3/4" Rubber		1
12	W09293	Pin Weldment, Head Stop		1
13	F05012-21	Pin, 3/16" x 1" Cotter		1
14	F05011-27	Washer, 5/8" Split Lock		1
15	F05010-50	Nut, 5/8-18 Hex		2
16	035652	Rod Weldment, #60 Feed Chain Tensioner		1
17	F05011-9	Washer, 1/2" Split Lock		4
18	F05008-128	Bolt, 1/2-13 x 1 Hex Head Grade 8		4
19	042398	Link, #60 Master		2
20	036200	Chain, #60 x 27' Power Feed		1

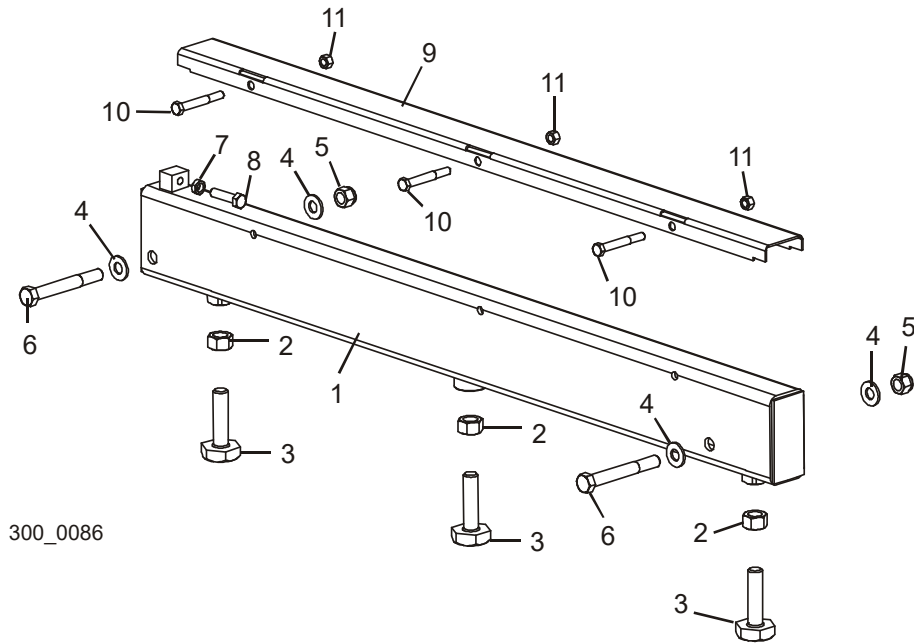
6.5 Lower Wireway



REF	PART #	DESCRIPTION	COMMENTS	QTY.
1	036341	CABLE CARRIER, LOWER		1
2	F05010-58	NUT, 5/16-18 HEX NYLON LOCK		4
3	F05006-5	BOLT, 5/16-18 X 3/4" HEX HEAD		4
4	085613	GROMMET, 1" X 1 3/4" OVAL RUBBER		2

SECTION 7 BED FRAME

7.1 Bed Rail #1 (Front)

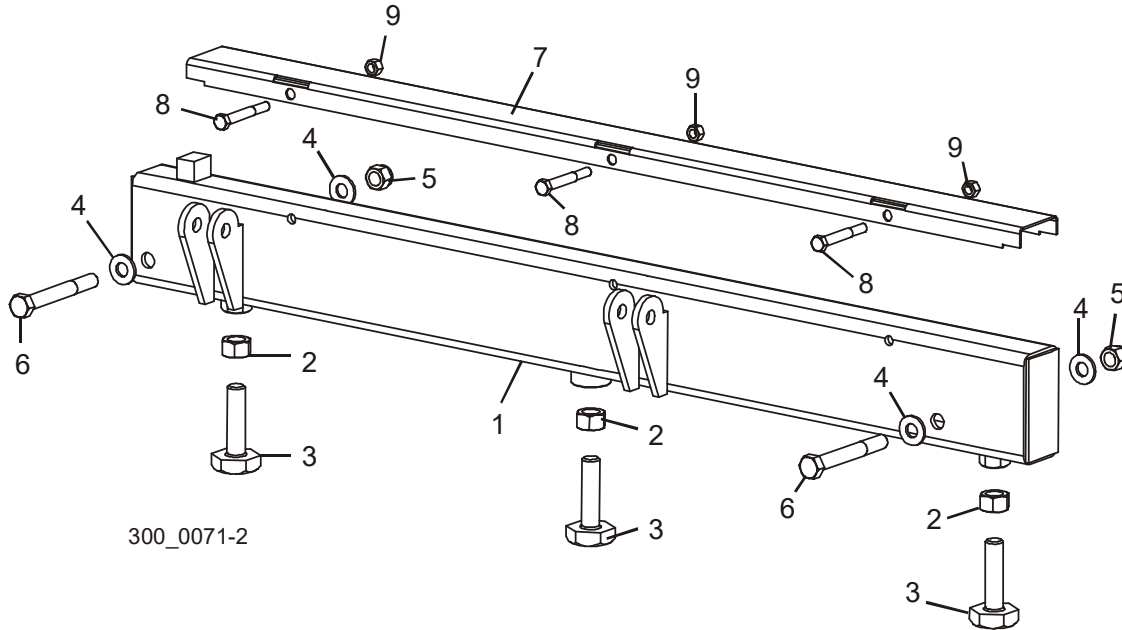


REF	PART #	DESCRIPTION	COMMENTS	QTY.
	036410	RAIL ASSEMBLY, #1 BED (FRONT)		1
1	036411	Rail Weldment, #1 Bed		1
2	F05010-5	Nut, 5/8-11 Hex		3
3	S13006	Bolt, Bed Rail Adjustment		3
4	F05011-2	Washer, 1/2" SAE Flat		4
5	F05010-8	Nut, 1/2-13 Nylon Lock		2
6	F05008-26	Bolt, 1/2-13 x 4" Hex Head		2
7	F05010-29	Nut, 3/8-16 Hex Jam		1
8	F05007-17	Bolt, 3/8-16 x 1 1/2" Hex Head Full Thread		1
	079144	Cover Kit, Front/Rear Bed Rail SS		1
9	016898	Cover, Stainless Steel Bed Rail		1
10	F05006-10	Bolt, 5/16-18 x 2 1/2" Hex Head		3
11	F05010-6	Nut, 5/16-18 Hex Lock		3

7 Bed Frame

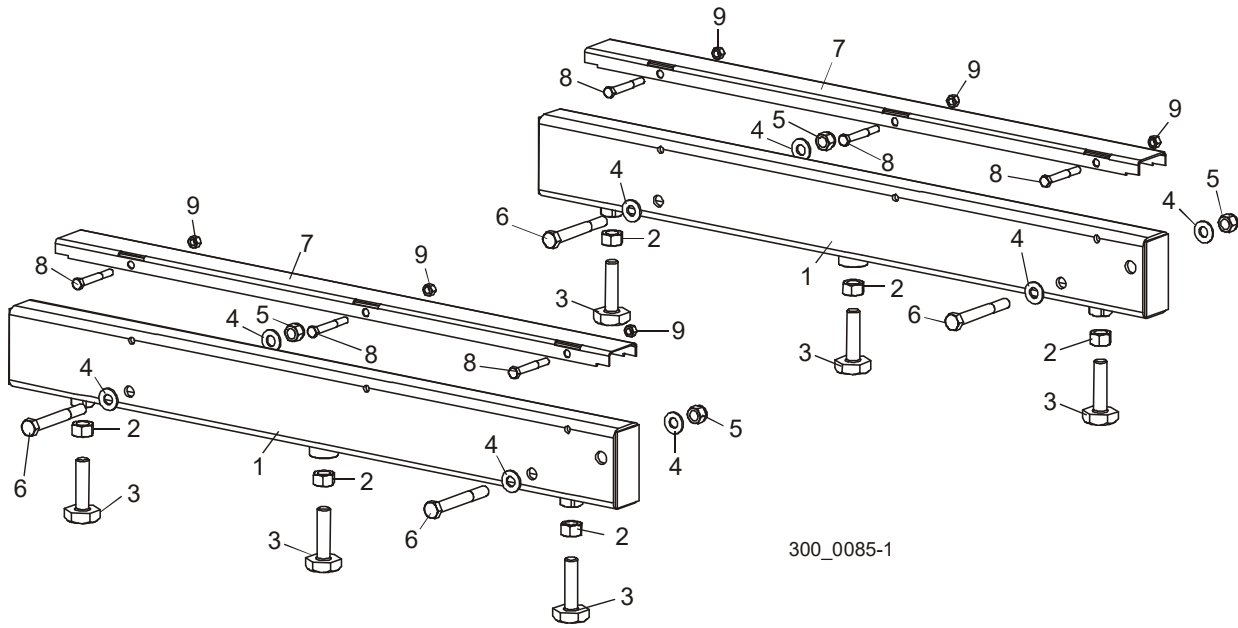
Bed Rail #2 (Middle Front)

7.2 Bed Rail #2 (Middle Front)



REF	PART #	DESCRIPTION	COMMENTS	QTY.
	035635	RAIL ASSEMBLY, #2 BED (MIDDLE FRONT)		1
1	035631	Rail Weldment, #2 Bed		1
2	F05010-5	Nut, 5/8-11 Hex		3
3	S13006	Bolt, Bed Rail Adjustment		3
4	F05011-2	Washer, 1/2" SAE Flat		4
5	F05010-8	Nut, 1/2-13 Nylon Lock		2
6	F05008-26	Bolt, 1/2-13 x 4" Hex Head		2
7	016898	Cover, Stainless Steel Bed Rail		1
8	F05006-10	Bolt, 5/16-18 x 2 1/2" Hex Head		3
9	F05010-6	Nut, 5/16-18 Hex Lock		3
10	035419	Bracket, Proximity Sensor Guard		1
11	F05012-35	Pin, 3/16 x 1/2" Roll		2
12	025041	SENSOR, 12MM PROXIMITY		1
13	025120	CABLE, 12MM X 7M RA PROXIMITY SENSOR		1

7.3 Bed Rail (Middle)



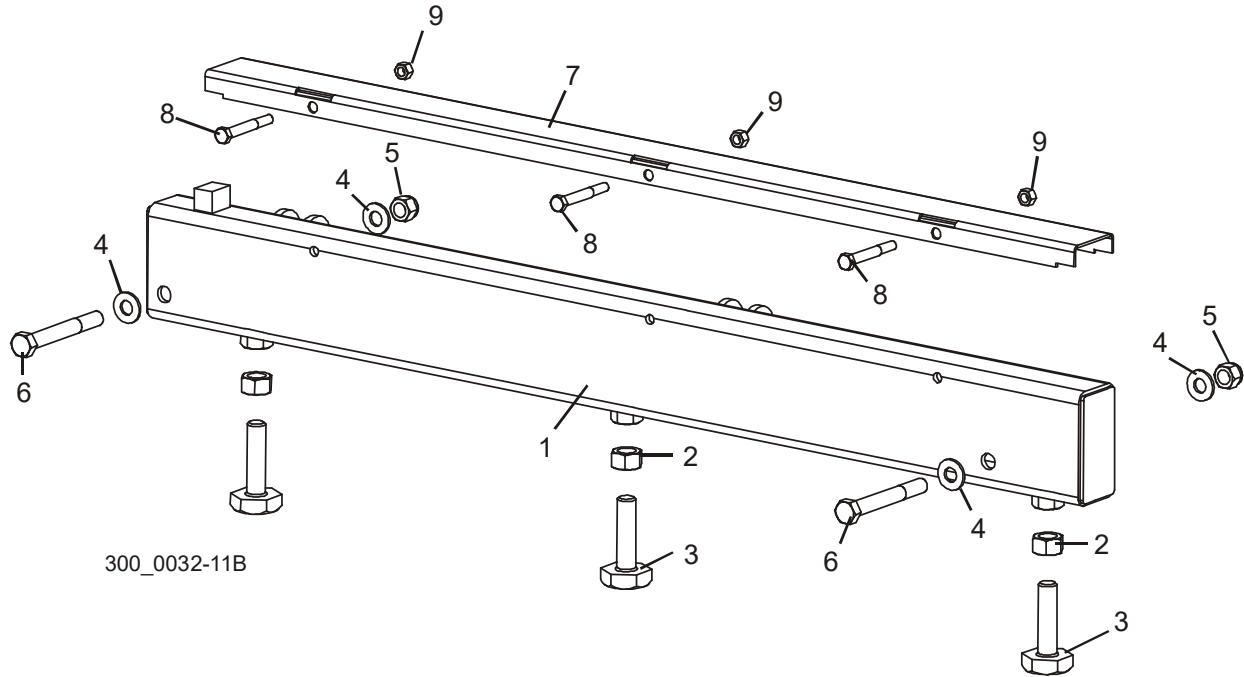
300_0085-1

REF	PART #	DESCRIPTION	COMMENTS	QTY.
	035639	RAIL ASSEMBLY, MIDDLE BED		2
1	035638	Rail Weldment, Middle Bed		1
2	F05010-5	Nut, 5/8-11 Hex		3
3	S13006	Bolt, Bed Rail Adjustment		3
4	F05011-2	Washer, 1/2" SAE Flat		4
5	F05010-8	Nut, 1/2-13 Nylon Lock		2
6	F05008-26	Bolt, 1/2-13 x 4" Hex Head		2
7	S09944	Cover, Stainless Steel Bed Rail		1
8	F05006-10	Bolt, 5/16-18 x 2 1/2" Hex Head		3
9	F05010-6	Nut, 5/16-18 Hex Lock		3

7 Bed Frame

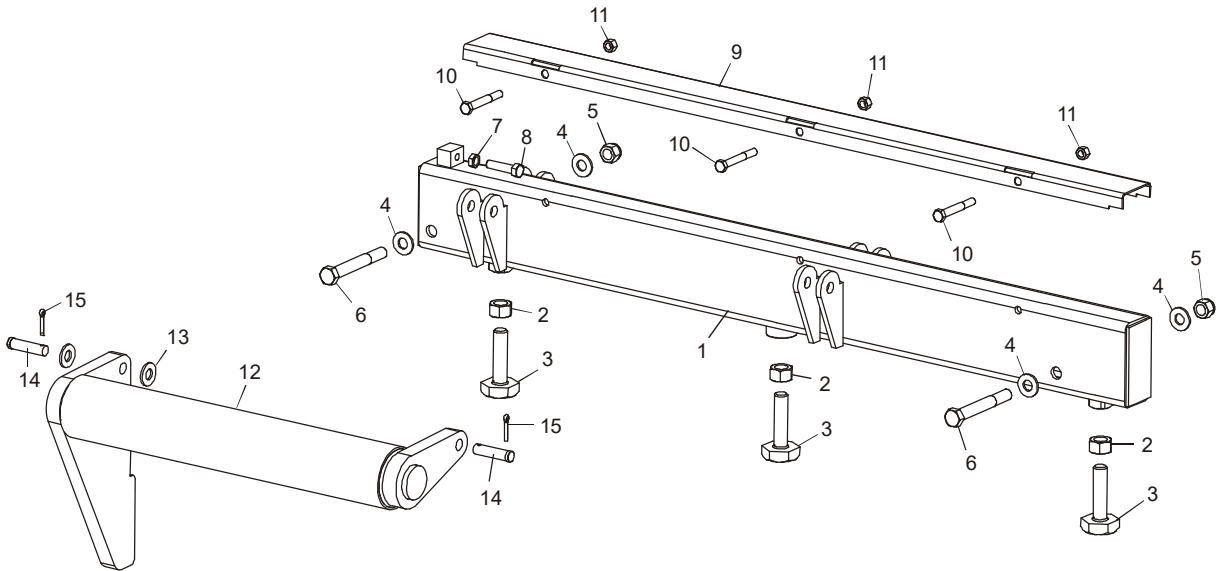
Bed Rail #4 (Middle Rear)

7.4 Bed Rail #4 (Middle Rear)



REF	PART #	DESCRIPTION	COMMENTS	QTY.
	035636	RAIL ASSEMBLY, #4 BED (MIDDLE REAR)		1
1	035632	Rail Weldment, #4 Bed		1
2	F05010-5	Nut, 5/8-11 Hex		3
3	S13006	Bolt, Bed Rail Adjustment		3
4	F05011-2	Washer, 1/2" SAE Flat		4
5	F05010-8	Nut, 1/2-13 Nylon Lock		2
6	F05008-26	Bolt, 1/2-13 x 4" Hex Head		2
7	016898	Cover, Stainless Steel Bed Rail		1
8	F05006-10	Bolt, 5/16-18 x 2 1/2" Hex Head		3
9	F05010-6	Nut, 5/16-18 Hex Lock		3

7.5 Bed Rail #5 (Rear)



300_0088-1

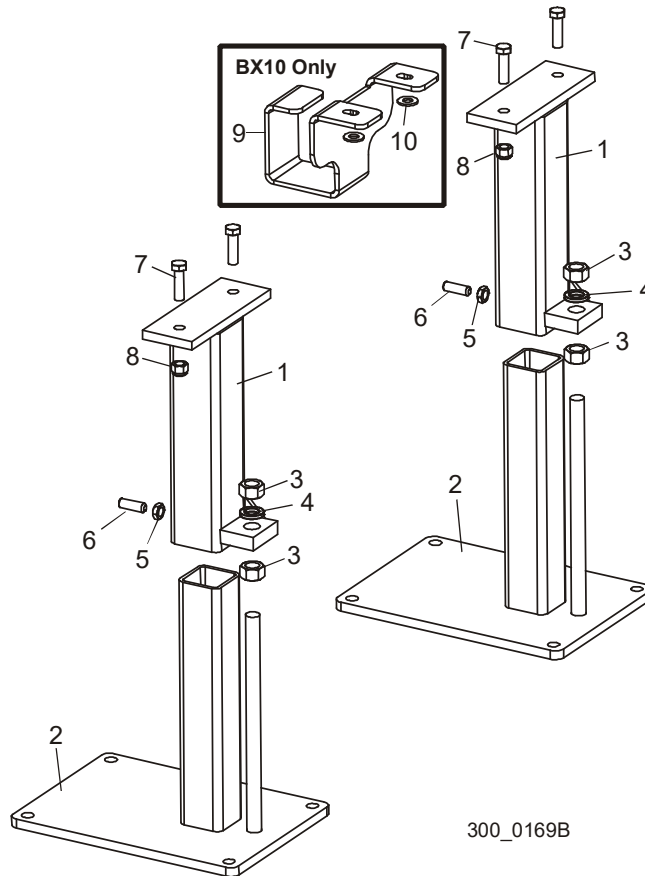
REF	PART #	DESCRIPTION	COMMENTS	QTY.
	035637	RAIL ASSEMBLY, #5 BED (REAR)		1
1	035633	Rail Weldment, #5 Bed		1
2	F05010-5	Nut, 5/8-11 Hex		3
3	S13006	Bolt, Bed Rail Adjustment		3
4	F05011-2	Washer, 1/2" SAE Flat		4
5	F05010-8	Nut, 1/2-13 Nylon Lock		2
6	F05008-26	Bolt, 1/2-13 x 4" Hex Head		2
7	F05010-29	Nut, 3/8-16 Hex Jam		1
8	F05007-17	Bolt, 3/8-16 x 1 1/2" Hex Head Full Thread		1
9	016898	Cover, Stainless Steel Bed Rail		1
10	F05006-10	Bolt, 5/16-18 x 2 1/2" Hex Head		3
11	F05010-6	Nut, 5/16-18 Hex Lock		3
	036414	ROLLER ASSEMBLY, REAR BOARD		1
12	074852	Roller Assembly, Toe Board		1
13	F05011-2	Washer, 1/2" SAE Flat		2
14	F05012-82	Pin, 1/2" x 1 3/4" Clevis		2
15	F05012-3	Pin, 1/8" x 3/4" Cotter		2

7 Bed Frame

Leg Assembly (Front & Rear)

7.6 Leg Assembly (Front & Rear)

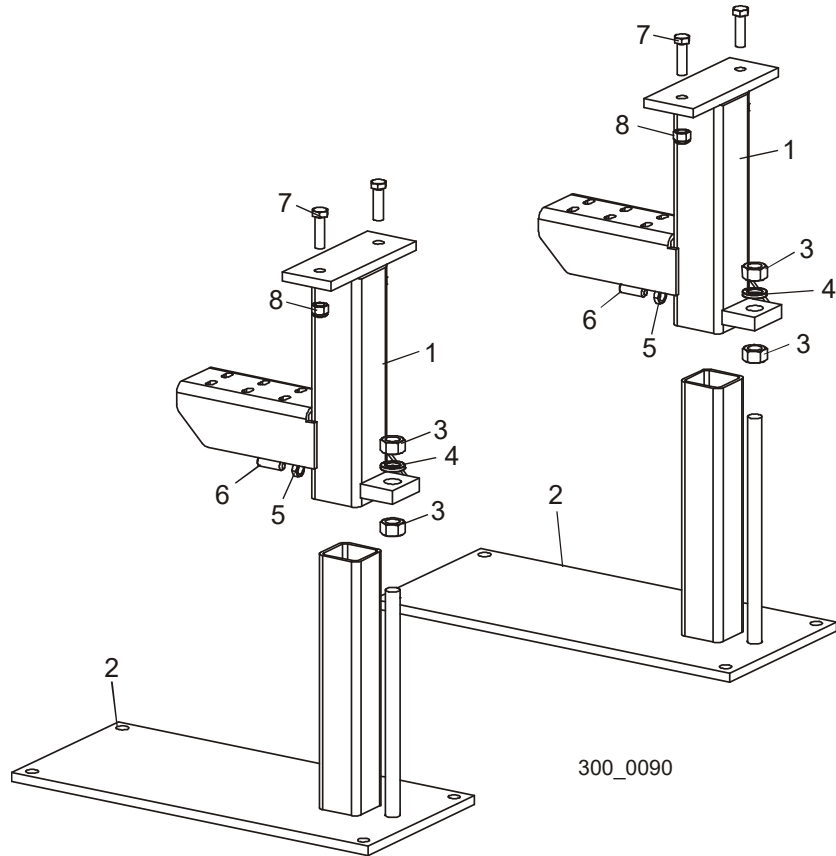
WM3000 (with Pantograph Cable Boom)



REF	PART #	DESCRIPTION	COMMENTS	QTY.
	006785	LEG ASSEMBLY, FRONT/REAR		2
1	006786	Leg Weldment, Front/Rear		1
2	006791	Plate Weldment, 10" x 13 3/4" Foot		1
3	F05010-92	Nut, 3/4-16 Hex		2
4	F05011-6	Washer, 3/4" Split Lock		1
5	F05010-31	Nut, 1/2-13 Hex Jam		1
6	F05008-31	Screw, 1/2-13 x 1 1/2" Socket Head Flat Point Set		1
7	F05008-88	Bolt, 1/2-13 x 1 3/4" Hex Head Grade 5		2
8	F05010-8	Nut, 1/2-13 Hex Nylon Lock		2
9	008750	BRACKET, BX10 HYDRAULIC HOSE HANGER		1
10	F05011-2	WASHER, 1/2" SAE FLAT		2

7.7 Leg Assembly (Front & Rear)

WM3000 (without Pantograph Cable Boom)



REF	PART #	DESCRIPTION	COMMENTS	QTY.
	036453	LEG ASSEMBLY, FRONT/REAR	Legs with cable carrier supports and longer foot plates supplied in kit 006806 Rev. B4.00+ instead of Pantograph for customers with space constraints.	2
1	036454	Leg Weldment, Front/Rear		1
2	051355	Plate Weldment, Front/Rear Leg Foot		1
3	F05010-92	Nut, 3/4-16 Hex		2
4	F05011-6	Washer, 3/4" Split Lock		1
5	F05010-31	Nut, 1/2-13 Hex Jam		1
6	F05008-31	Screw, 1/2-13 x 1 1/2" Socket Head Flat Point Set		1
7	F05008-88	Bolt, 1/2-13 x 1 3/4" Hex Head Grade 5		2
8	F05010-8	Nut, 1/2-13 Hex Nylon Lock		2

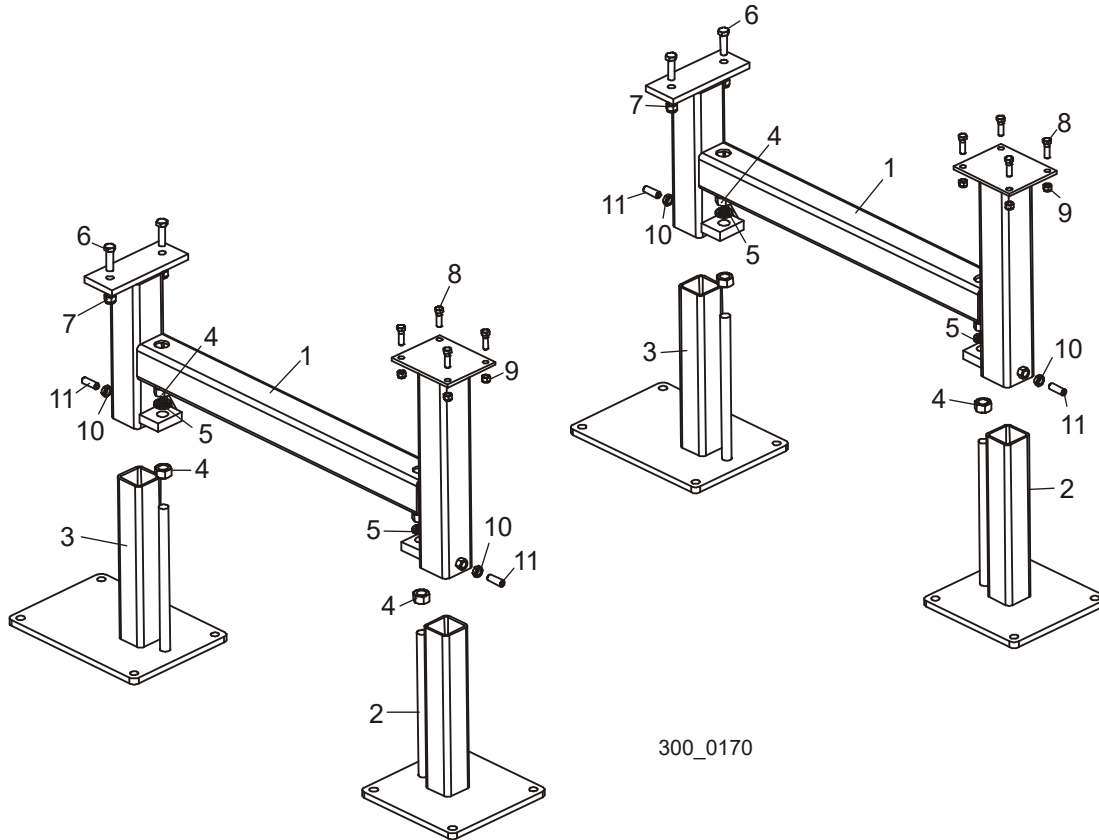


Bed Frame

Leg Assembly (Front & Rear)

7.8 Leg Assembly (#2 & #5)

WM3000 (with Pantograph Cable Boom)



300_0170

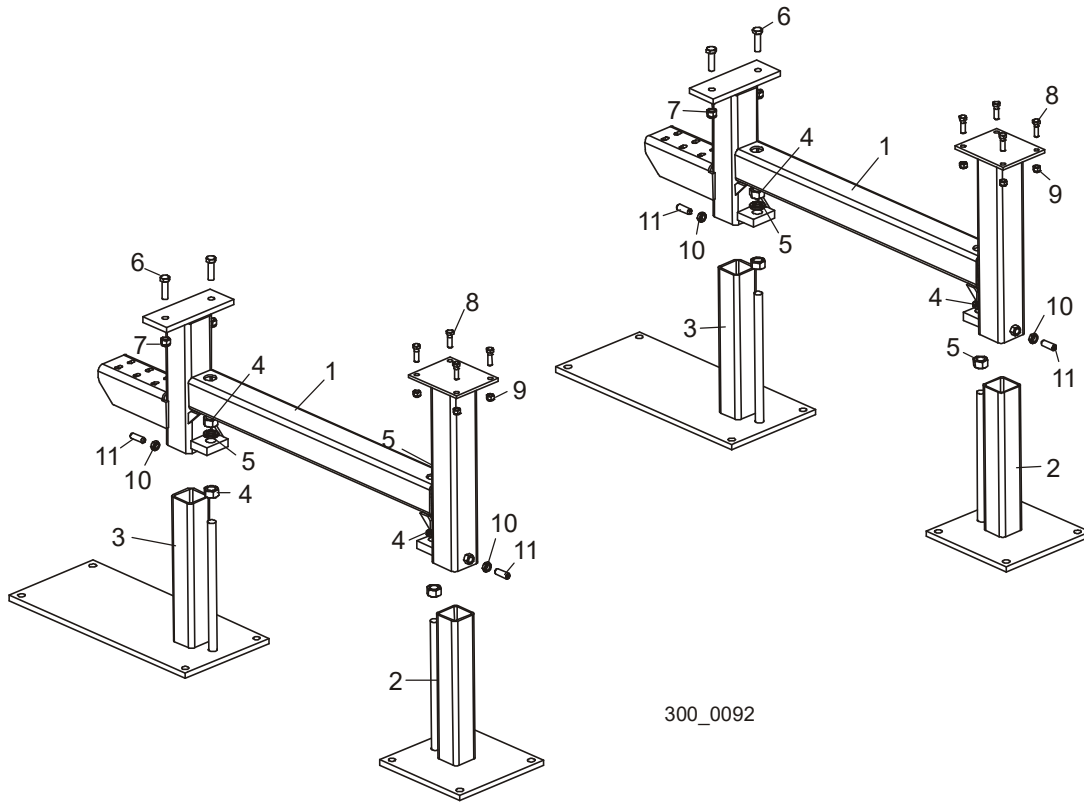
REF	PART #	DESCRIPTION	COMMENTS	QTY.
	006787	LEG ASSEMBLY, #2 & #5		2
1	006788	Leg Weldment, Tall		1
2	051363	Plate Weldment, 10" x 10" Foot		1
3	006791	Plate Weldment, 10" x 13 3/4" Foot		1
4	F05010-92	Nut, 3/4-16 Hex		4
5	F05011-6	Washer, 3/4" Split Lock		2
6	F05008-88	Bolt, 1/2-13 x 1 3/4" Hex Head Grade 5		2
7	F05010-8	Nut, 1/2-13 Hex Nylon Lock		2
8	F05007-123	Bolt, 3/8-16 x 1 1/4" Hex Head Grade 5		4
9	F05010-10	Nut, 3/8-16 Hex Nylon Lock		4
10	F05010-31	Nut, 1/2-13 Hex Jam		2
11	F05008-31	Screw, 1/2-13 x 1 1/2" Socket Head Flat Point Set		2

7 Bed Frame

Leg Assembly (#2 & #5)

7.9 Leg Assembly (#2 & #5)

WM3000 (without Pantograph Cable Boom)

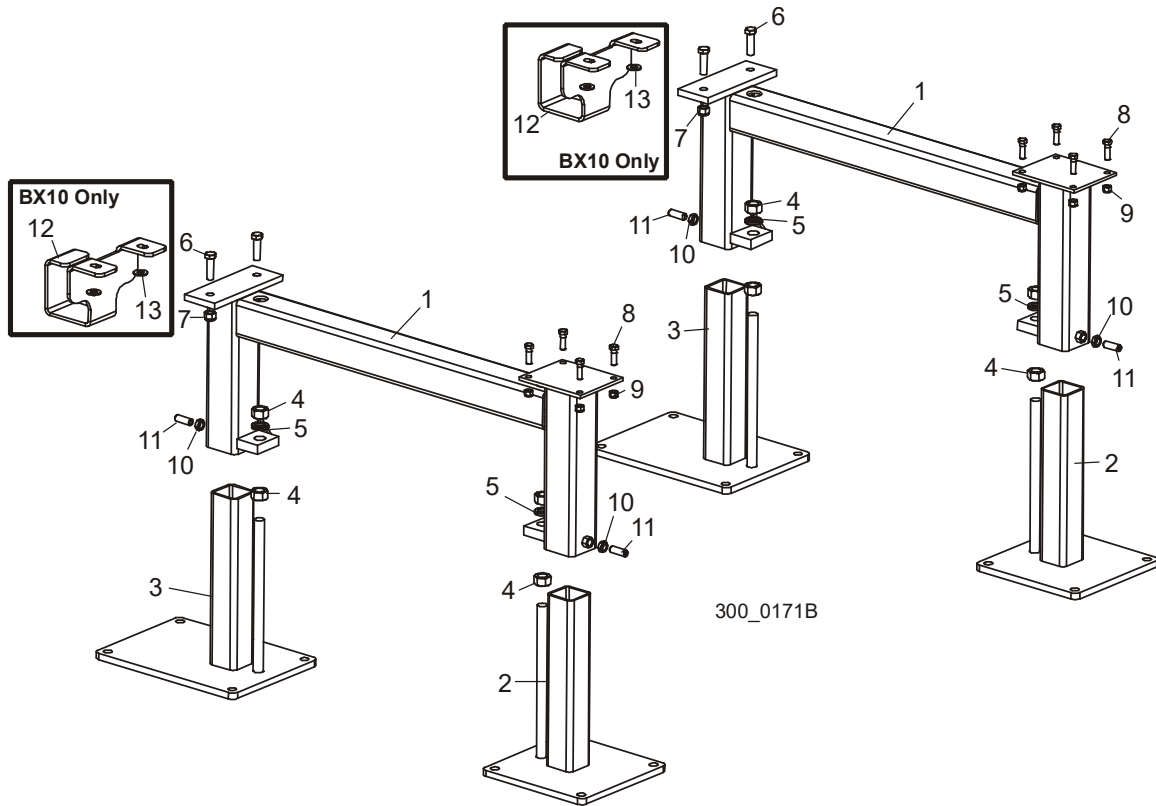


300_0092

REF	PART #	DESCRIPTION	COMMENTS	QTY.
	036456	LEG ASSEMBLY, #2 & #5	Legs with cable carrier supports and longer foot plates supplied in kit 006806 Rev. B4.00+ instead of Pantograph for customers with space constraints.	2
1	036457	Leg Weldment, Tall		1
2	051363	Plate Weldment, 10" x 10" Foot		1
3	051355	Plate Weldment, 10" x 22" Foot		1
4	F05010-92	Nut, 3/4-16 Hex		4
5	F05011-6	Washer, 3/4" Split Lock		2
6	F05008-88	Bolt, 1/2-13 x 1 3/4" Hex Head Grade 5		2
7	F05010-8	Nut, 1/2-13 Hex Nylon Lock		2
8	F05007-123	Bolt, 3/8-16 x 1 1/4" Hex Head Grade 5		4
9	F05010-10	Nut, 3/8-16 Hex Nylon Lock		4
10	F05010-31	Nut, 1/2-13 Hex Jam		2
11	F05008-31	Screw, 1/2-13 x 1 1/2" Socket Head Flat Point Set		2

7.10 Leg Assembly (#3 & #4)

WM3000 (with Pantograph Cable Boom)



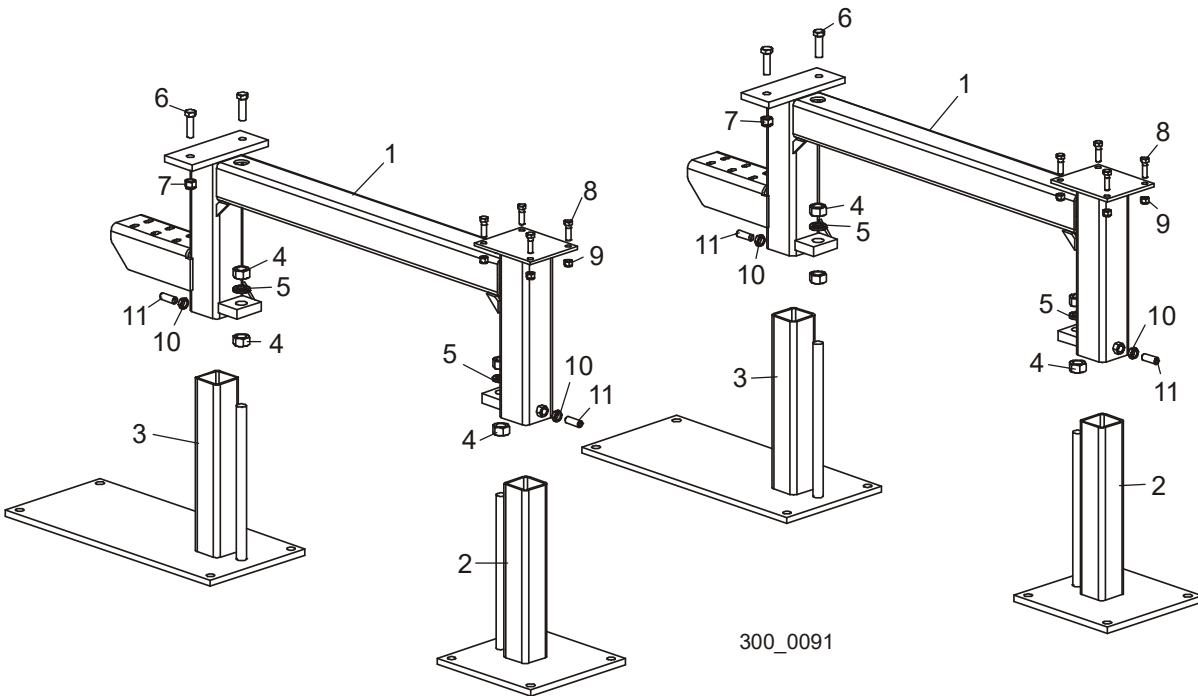
REF	PART #	DESCRIPTION	COMMENTS	QTY.
	006789	LEG ASSEMBLY, #3 & #4		2
1	006790	Leg Weldment, Short		1
2	051363	Plate Weldment, 10" x 10" Foot		1
3	006791	Plate Weldment, 10" x 13 3/4" Foot		1
4	F05010-92	Nut, 3/4-16 Hex		4
5	F05011-6	Washer, 3/4" Split Lock		2
6	F05008-88	Bolt, 1/2-13 x 1 3/4" Hex Head Grade 5		2
7	F05010-8	Nut, 1/2-13 Hex Nylon Lock		2
8	F05007-123	Bolt, 3/8-16 x 1 1/4" Hex Head Grade 5		4
9	F05010-10	Nut, 3/8-16 Hex Nylon Lock		4
10	F05010-31	Nut, 1/2-13 Hex Jam		2
11	F05008-31	Screw, 1/2-13 x 1 1/2" Socket Head Flat Point Set		2
12	008750	BRACKET, BX10 HYDRAULIC HOSE HANGER		2
13	F05011-2	WASHER, 1/2" SAE FLAT		4

7 Bed Frame

Leg Assembly (#3 & #4)

7.11 Leg Assembly (#3 & #4)

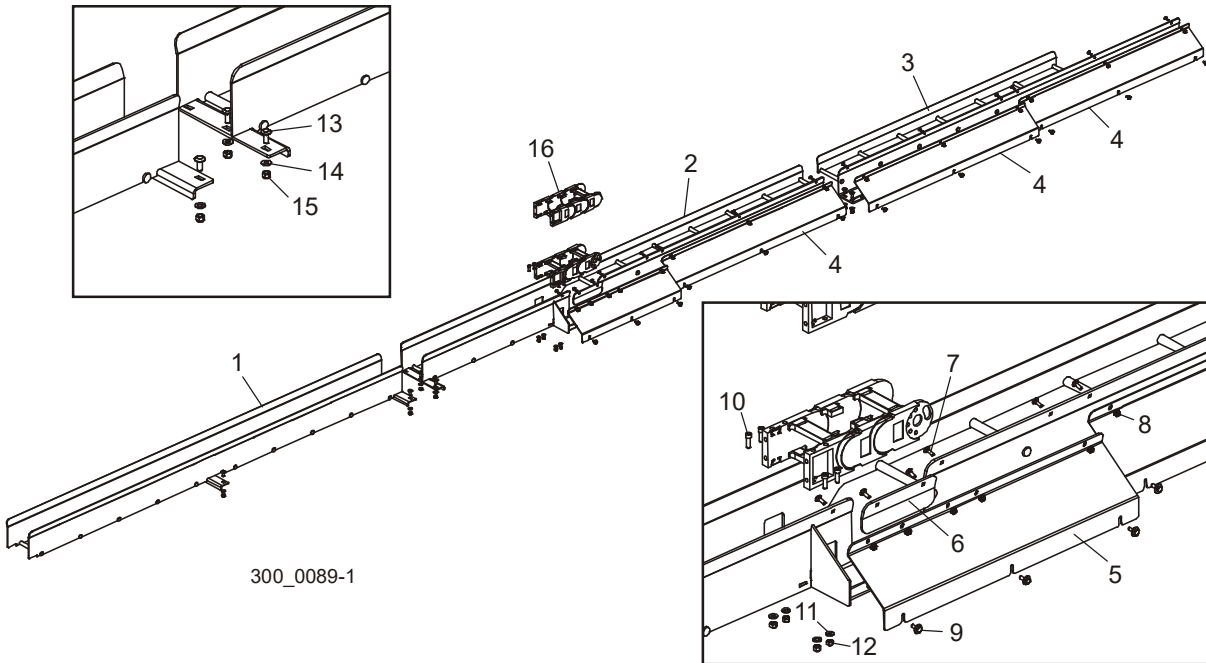
WM3000 (without Pantograph Cable Boom)



REF	PART #	DESCRIPTION	COMMENTS	QTY.
	036459	LEG ASSEMBLY, #3 & #4	Legs with cable carrier supports and longer foot plates supplied in kit 006806 Rev. B4.00+ instead of Pantograph for customers with space constraints.	2
1	036460	Leg Weldment, Short		1
2	051363	Plate Weldment, 10" x 10" Foot		1
3	051355	Plate Weldment, 10" x 22" Foot		1
4	F05010-92	Nut, 3/4-16 Hex		4
5	F05011-6	Washer, 3/4" Split Lock		2
6	F05008-88	Bolt, 1/2-13 x 1 3/4" Hex Head Grade 5		2
7	F05010-8	Nut, 1/2-13 Hex Nylon Lock		2
8	F05007-123	Bolt, 3/8-16 x 1 1/4" Hex Head Grade 5		4
9	F05010-10	Nut, 3/8-16 Hex Nylon Lock		4
10	F05010-31	Nut, 1/2-13 Hex Jam		2
11	F05008-31	Screw, 1/2-13 x 1 1/2" Socket Head Flat Point Set		2

7.12 Wireway

WM3000 (without Pantograph Cable Boom)

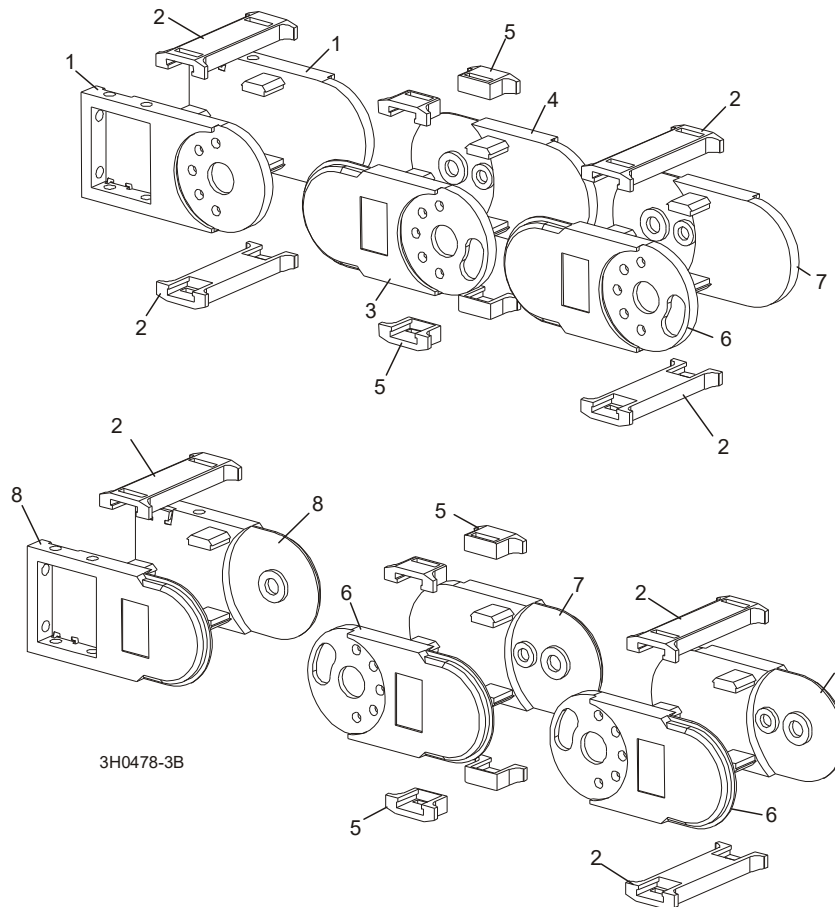


300_0089-1

REF	PART #	DESCRIPTION	COMMENTS	QTY.
	036425	WIREWAY ASSEMBLY, 26' LT300 BED	Wireway supplied in kit 006806 Rev. B4.00+ instead of Pantograph for customers with space constraints.	1
1	036430	Wireway Weldment, 104.22" LT300		1
2	036433	Wireway Weldment, 111.90" LT300		1
3	036427	Wireway Weldment, 94.88" LT300		1
4	036426	Cover, LT300 Wireway 47.4"		3
5	036446	Cover, LT300 Wireway 27.66"		1
6	036451	Plate, LT300 Wireway Splice		1
7	F05005-113	Bolt, 1/4-20 x 3/4" Carriage Head		14
8	F05010-9	Nut, 1/4-20 Self-Locking Hex		14
9	F05005-134	Bolt, 1/4-20 x 3/4" Hex Head w/Conical Washer		12
10	F05006-19	Bolt, 5/16-18 x 1" Socket Head		4
11	F05011-17	Washer, 5/16" SAE Flat		4
12	F05010-6	Nut, 5/16-18 Hex Lock		4
13	F05007-165	Bolt, 3/8-16 x 1" Carriage Head Grade 5		16
14	F05011-3	Washer, 3/8" SAE Flat		16
15	F05010-10	Nut, 3/8-16 Hex Nylon Lock		16
16		CABLE CARRIER PARTS (See Section 7.13)		

7.13 Cable Carrier

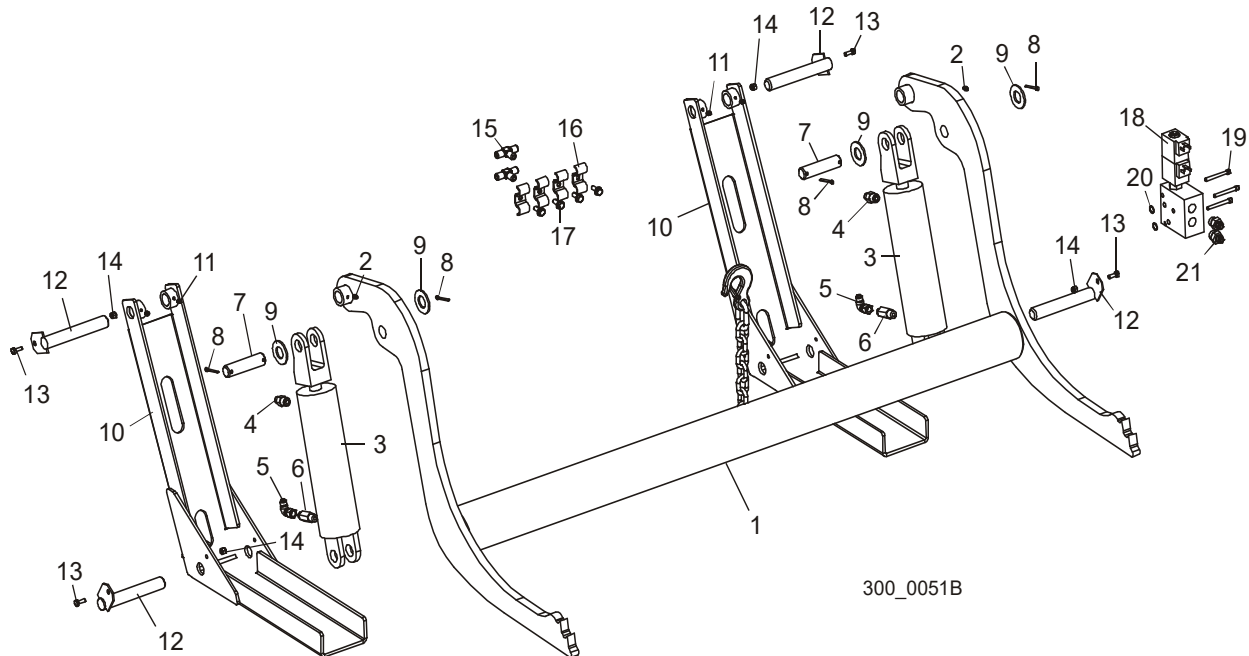
WM3000 (without Pantograph Cable Boom)



REF	PART #	DESCRIPTION	COMMENTS	QTY.
	036452	CARRIER CABLE, 4140-11-150AA X 46 LINKS LT300	Cable Carrier supplied in kit 006806 Rev. B4.00+ instead of Pantograph for customers with space constraints.	1
1	023612-3	Link, Nylon Chain Top Mount		2
2	023612-4	Brace, Nylon Chain Long Cross		46
3	036219-1	Link, Nylon Chain Right Modified		1
4	036220-1	Link, Nylon Chain Left Modified		1
5	023612-5	Brace, Nylon Chain Short Cross		92
6	036219	Link, Nylon Chain Right Side #4040AA		45
7	036220	Link, Nylon Chain Left Side #4040AA		45
8	023612-9	Link, Nylon Chain Bottom Mount		2

SECTION 8 HYDRAULICS

8.1 Hydraulic Log Loader Option

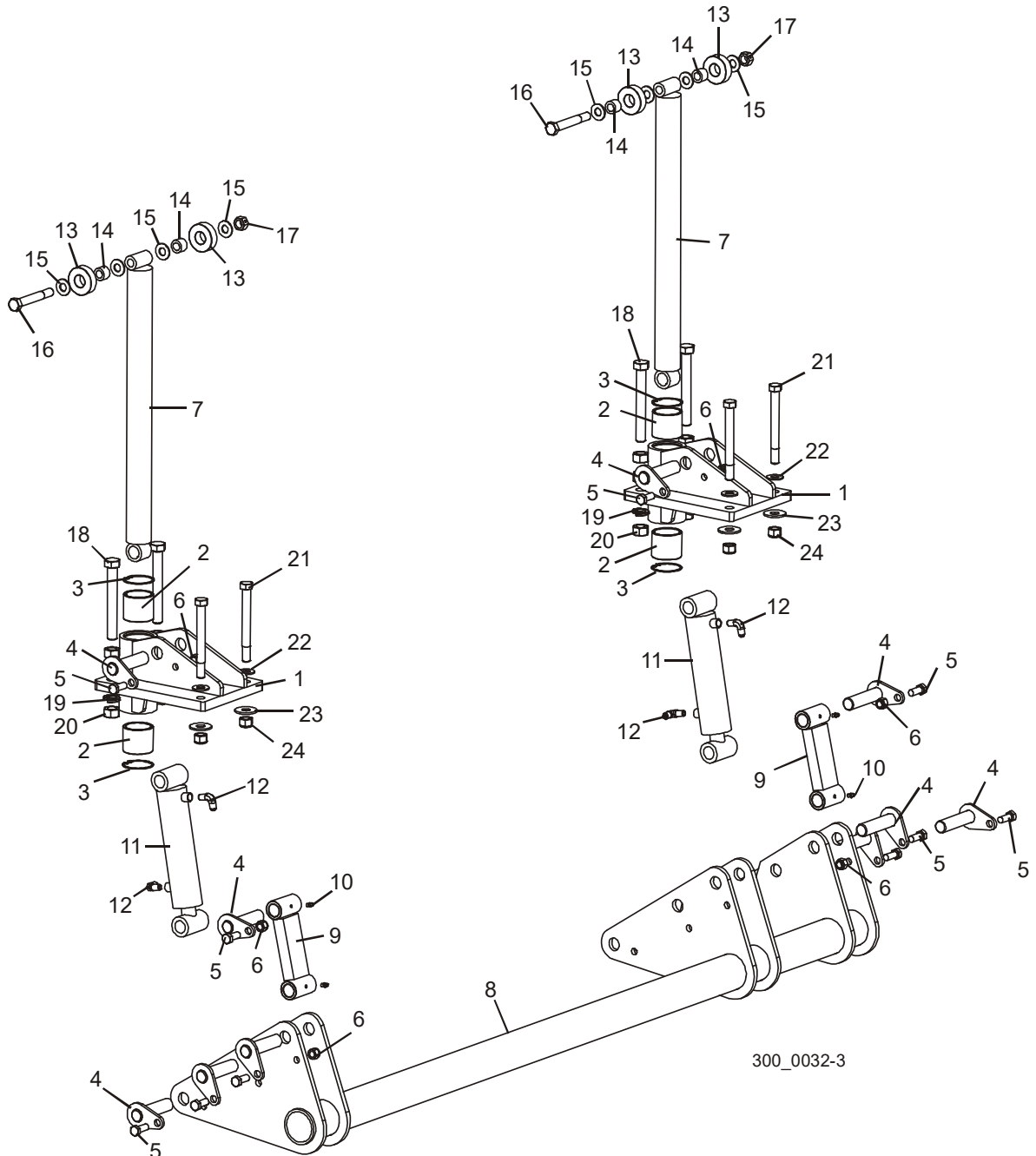


REF	PART #	DESCRIPTION	COMMENTS	QTY.
	035613	ARM ASSEMBLY, HYDRAULIC LOG LOADER		1
1	036416-1	Arm Weldment, Hydraulic Log Loader		1
2	P04107	Fitting, 3/16" Straight Grease		2
	074401	Cylinder Assembly, 3" x 8" x 3/8" NPT 9.5GPM Hydraulic Log Loader		2
3	042754	Cylinder, 8" X 3" Hydraulic (3/8" NPT Ports)		1
	P12956	Seal Kit, 8" x 3" Hydraulic Cylinder		1
4	016819	Fitting, 3/8" NPT x 3/8" JIC Male Connector		1
5	042756	Fitting, 3/8" JIC 90° Swivel Elbow		1
6	074400	Fuse, 9.5GPM Velocity		1
7	S09251	Pin, Loading Arm Cylinder Mount		2
8	F05012-23	Pin, 3/16" X 1 1/2" Cotter		4
9	F05011-28	Washer, 1" SAE Flat		4
10	W09444	Channel, Hydraulic Log Loading Foot		2
11	P04107	Fitting, 3/16" Grease		2
12	W09446	Pin, Loading Arm Mount		4
13	F05005-1	Bolt, 1/4-20 x 3/4" Hex Head Full Thread		4
14	F05010-69	Nut, 1/4-20 Hex Lock		4
15	015487	Fitting, 3/8" JIC T		2
16	016041	Clamp, 3/8" Hose		4

REF	PART #	DESCRIPTION	COMMENTS	QTY.
17	F05015-30	Bolt, 5/16-18 x 3/4" Self-Tapping Hex		4
	036552	Hose Kit, Log Loader Option (See Section 8.13 for hose detail)		1
	036824	Valve Assembly, Hydraulic Log Loader		1
18	025827	Valve, 24V Hydraulic Add-On 4-Way Closed		1
	045820	Valve, Hi-Flow Floating Center Hydraulic		1
	051556	Valve, 4-Way Hydraulic		1
	051558	Coil, 24V Hydraulic #CAP-024D		2
19	F05005-170	Screw, 1/4-20 x 2 1/4" Socket Head		3
20	036808	O-Ring, 1/16" Dia. x 5/8" OD		2
21	P12703	Fitting, #8 SAE x #6 JIC		2

8.2 Hydraulic Side Supports

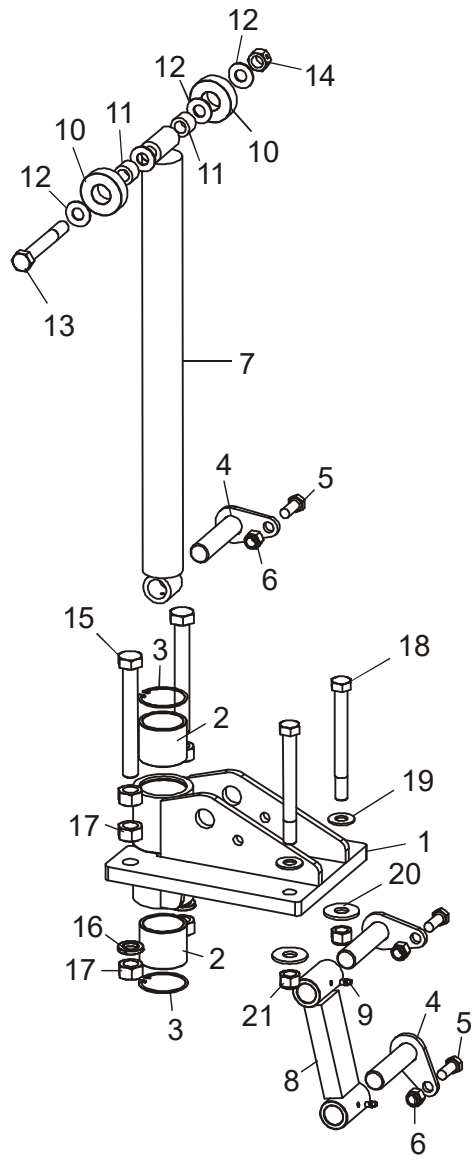
[See Section 8.3](#) for optional middle side support.



REF	PART #	DESCRIPTION	COMMENTS	QTY.
	042263	SUPPORT ASSEMBLY, HYDRAULIC LOG SIDE		1
	063513	SUPPORT ASSEMBLY, HYDRAULIC LOG SIDE		1

REF	PART #	DESCRIPTION	COMMENTS	QTY.
1	042233	Bracket Weldment, Side Support Mount		2
2	042262	Bushing, Side Support		4
3	F04254-12	Ring, 62mm DIN #472 Inside Retaining		4
4	042232	Pin Weldment, Side Support		10
5	F05008-37	Bolt, 1/2-13 x 1 1/4" Hex Head Grade 5		10
6	F05010-8	Nut, 1/2-13 Hex Nylon Lock		10
7	042234	Rod Weldment, Side Support		2
8	042231	Tube Weldment, Side Support Torque		1
9	063514	Tube Weldment, Side Support Torque		1
10	042230	Link Weldment, Side Support		2
11	P05060	Fitting, 1/4-28 Grease		4
12	035625	Cylinder, 2" x 6" Side Support		2
	003812	Seal Kit, 2x6 Hydraulic Cylinder		1
13	015491	Fitting, 3/8" JIC x 1/4" NPT 90° Elbow		4
	035629	Roller Assembly, Side Support		2
14	016561	Roller, Side Support		2
15	016560	Bushing, 5/8" ID x 3/4" OD x 1" Long Bronze		2
16	F05011-5	Washer, 5/8" SAE Flat		4
17	F05009-10	Bolt, 5/8-11 x 4 1/2" Hex Head Grade 5		1
18	F05010-4	Nut, 5/8-11 Hex Lock		1
19	F05009-43	Bolt, 3/4-10 x 6" Hex Head Full Thread		4
20	F05011-6	Washer, 3/4" Split Lock		4
21	F05010-7	Nut, 3/4-10 Hex		12
22	F05009-22	Bolt, 5/8-11 x 6" Hex Head Grade 5		4
23	F05011-5	Washer, 5/8" SAE Flat		4
24	F05011-40	Washer, 5/8" Standard Flat		4
25	F05010-34	Nut, 5/8-11 Hex Nylon Lock		4
26		Middle Side Support Parts (See Section 8.3)		
27		Turner Sequence Valve Parts (See Section 8.12)		

8.3 Side Support (Optional Middle)

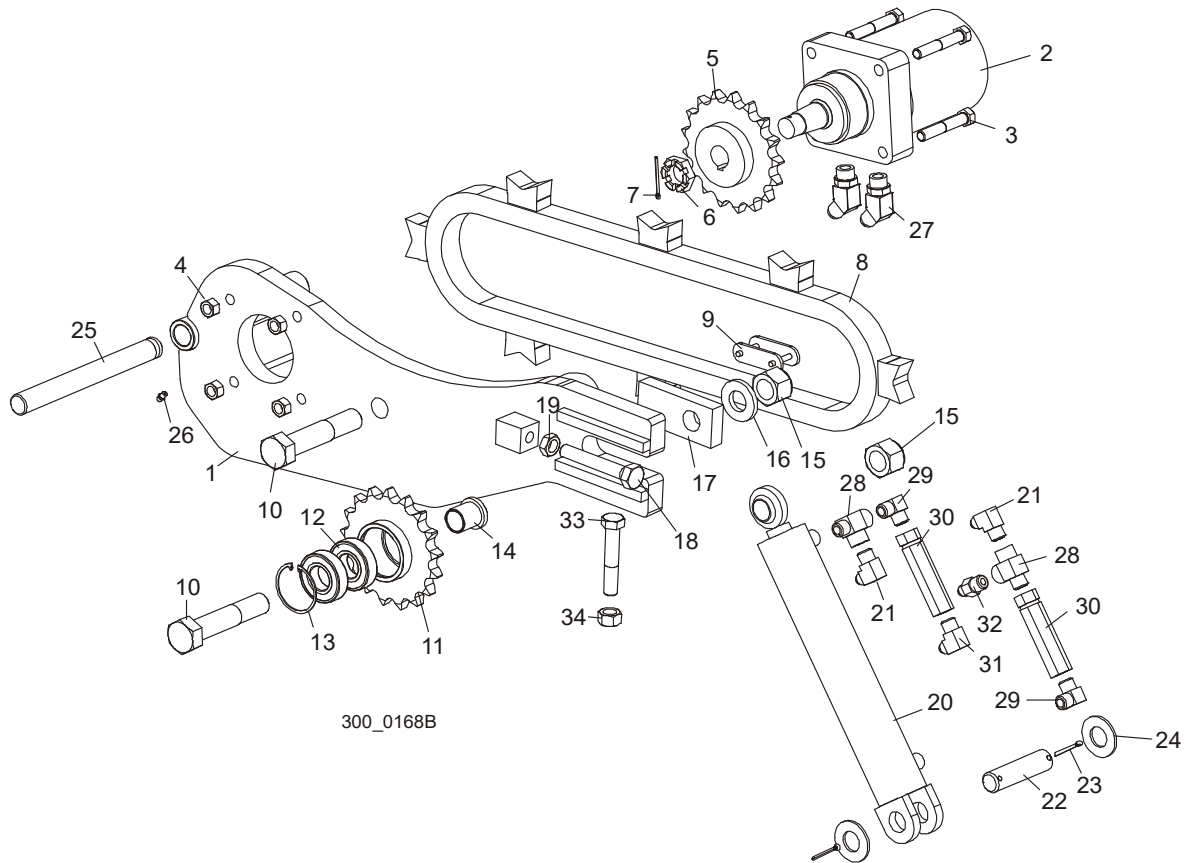


300_0126

REF	PART #	DESCRIPTION	COMMENTS	QTY.
	038626	SUPPORT ASSEMBLY, OPTIONAL 3RD SIDE		1
1	042233	Bracket Weldment, Side Support Mount		1
2	042262	Bushing, Side Support		2
3	F04254-12	Ring, 62mm DIN #472 Inside Retaining		2
4	042232	Pin Weldment, Side Support		3
5	F05008-37	Bolt, 1/2-13 x 1 1/4" Hex Head Grade 5		3
6	F05010-8	Nut, 1/2-13 Hex Nylon Lock		3
7	042234	Rod Weldment, Side Support		1

REF	PART #	DESCRIPTION	COMMENTS	QTY.
8	042230	Link Weldment, Side Support		1
9	P05060	Fitting, 1/4-28 Grease		2
	035629	Roller Assembly, Side Support		1
10	016561	Roller, Side Support		2
11	016560	Bushing, 5/8" ID x 3/4" OD x 1" Long Bronze		2
12	F05011-5	Washer, 5/8" SAE Flat		4
13	F05009-10	Bolt, 5/8-11 x 4 1/2" Hex Head Grade 5		1
14	F05010-4	Nut, 5/8-11 Hex Lock		1
15	F05009-43	Bolt, 3/4-10 x 6" Hex Head Full Thread		2
16	F05011-6	Washer, 3/4" Split Lock		2
17	F05010-7	Nut, 3/4-10 Hex		6
18	F05009-22	Bolt, 5/8-11 x 6" Hex Head Grade 5		2
19	F05011-5	Washer, 5/8" SAE Flat		2
20	F05011-40	Washer, 5/8" Standard Flat		2
21	F05010-34	Nut, 5/8-11 Hex Nylon Lock		2

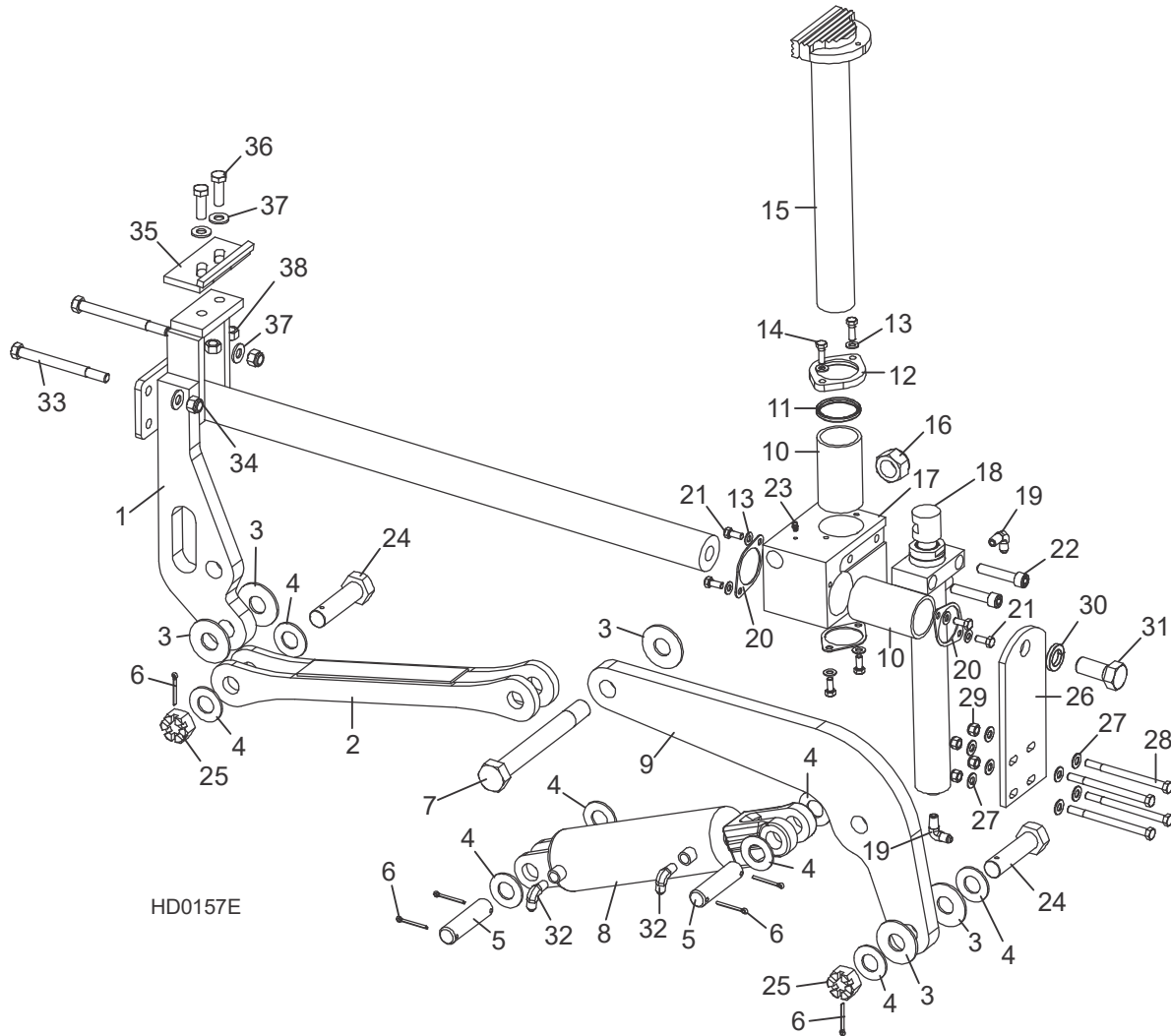
8.4 Hydraulic Log Turner



REF	PART #	DESCRIPTION	COMMENTS	QTY.
	006802	ARM ASSEMBLY, HYDRAULIC LOG TURNER		1
	006095	Arm Assembly, Hydraulic Log Turner		1
1	006471	Arm Weldment, Hydraulic Log Turner		1
2	007331	Motor, Hydraulic Log Turner		1
	061427	Kit, Seal Rebuild		1
3	F05008-23	Bolt, 1/2-13 x 3" Hex Head Grade 5		4
4	F05010-3	Nut, 1/2-13 Hex Lock		4
5	042192	Sprocket Weldment, Log Turner Drive		1
6	018741-2	Nut, Hydraulic Motor Castle		1
7	F05012-43	Pin, 1/8" x 1 3/4" Cotter		1
8	006097	Chain Weldment, Log Turner		1
9	016796	Link, #2080H Master		1
10	F05004-132	Bolt, 1-8 x 5" Hex Head Grade 8		2
	042193	Sprocket Assembly, Idler		1
11	042191	Sprocket Weldment, Idler		1

REF	PART #	DESCRIPTION	COMMENTS	QTY.
12	P11035	Bearing, 6206 25 Idler		2
13	F04254-12	Ring, 62mm #472 DIN Inside Retaining		1
14	042187	Spacer, Idler Sprocket		2
15	F05010-109	Nut, 1-8 Hex Lock		2
16	038749	Washer, 1" ID x 2" OD x 1/4"		1
17	042188	Plate, Log Turner Chain Tensioner		1
18	F05009-31	Bolt, 5/8-11 x 4" Hex Head Full Thread Grade 5		1
19	F05010-82	Nut, 5/8-11 Hex Jam		1
20	034267	Cylinder, 2" x 10" Welded Rod End Hydraulic		1
	003814	Seal Kit, 2x10 Hydraulic Cylinder		1
21	016820	Fitting, 3/8" NPT x 3/8" JIC 90° Elbow		2
22	S09251	Pin, 1" x 3.88"		1
23	F05012-23	Pin, 3/16" x 1 1/2" Cotter		2
24	F05011-28	Washer, 1" SAE Flat		2
25	006722	Rod, Grooved Turner Mount		1
26	P05060	Fitting, 1/4-28 Grease		1
27	016807	Fitting, #10 SAE x 1/2" JIC 45° Elbow		2
28	016822	Fitting, 3/8" NPT Male Run T		2
29	016821	Fitting, 3/8" NPT 90° Elbow		2
30	042724	Valve, 1000 PSI Sequence		2
31	016820	Fitting, 3/8" NPT x 3/8" JIC 90° Elbow		1
32	016819	Fitting, 3/8" NPT x 3/8" JIC Male Connector		1
33	F05009-16	BOLT, 5/8-18 X 3 1/2" HEX HEAD BOLT FULL THREAD		1
34	F05010-50	NUT, 5/8-18 HEX		1

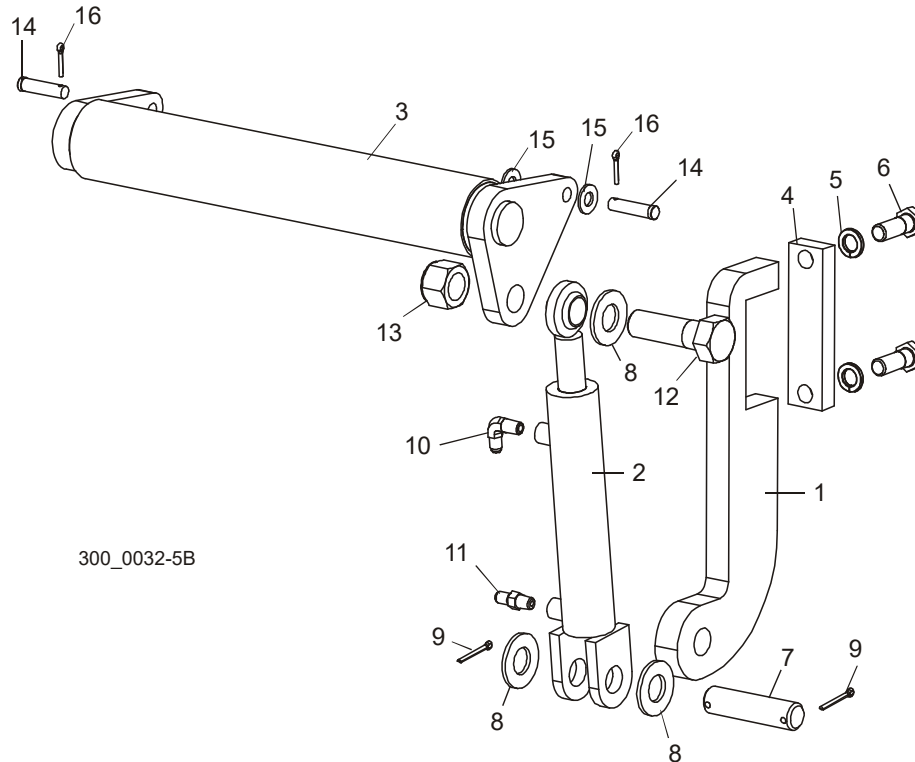
8.5 Hydraulic Log Clamp



REF	PART #	DESCRIPTION	COMMENTS	QTY.
	017264	CLAMP ASSEMBLY, HYDRAULIC 2-PLANE		1
1	017265	Mount Weldment, Hydraulic Clamp Slide		1
2	017267	Link Weldment, Hydraulic Clamp		1
3	015057	Washer, 1/8" x 2 1/2" Hardened		5
4	F05011-28	Washer, 1" SAE Flat		8
5	S09251	Pin, 1" x 3.88"		2
6	F05012-23	Pin, 3/16" x 1 1/2" Cotter		6
7	015049	Bolt, 1-14 x 8 1/2" Hex Head Grade 8		1
8	017275	Cylinder, 3" x 7" Hydraulic		1
	P12956	Seal Kit, Hydraulic Cylinder		1
9	017274	Arm, Clamp Pivot		1

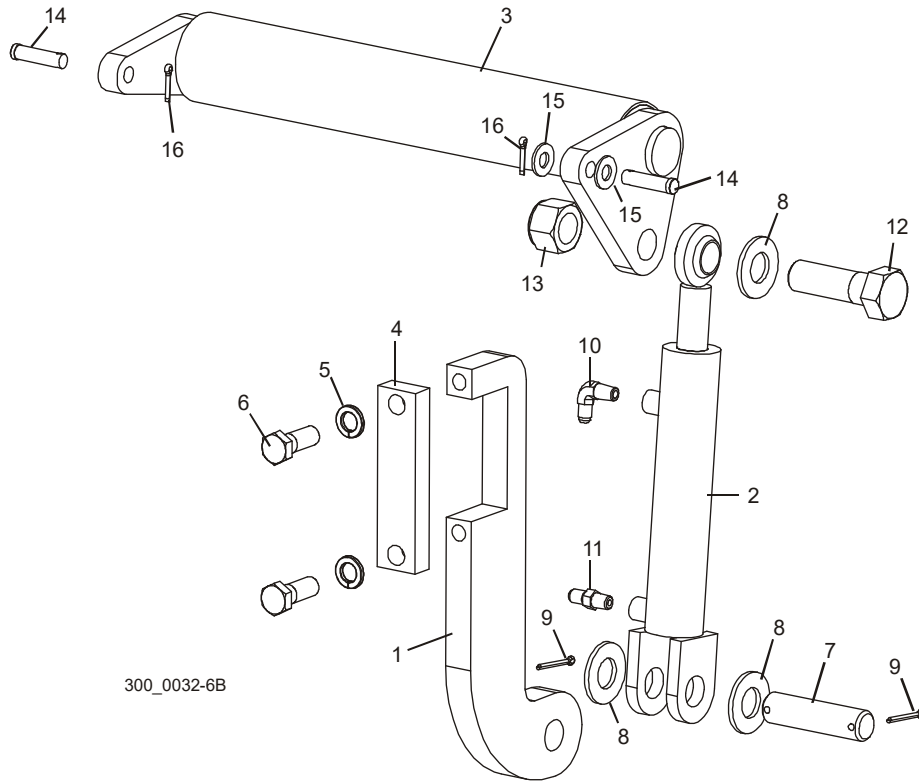
REF	PART #	DESCRIPTION	COMMENTS	QTY.
10	015088	Bushing, Clamp Slide		2
	017271	Wiper Assembly, Vertical Clamp Rod		1
11	017273	Wiper, Vertical Clamp Rod		1
12	017272	Flange, Vertical Clamp Rod Wiper		1
13	F05011-17	Washer, 5/16" SAE Flat		8
14	F05006-1	Bolt, 5/16-18 x 1" Hex Head		2
15	015043	Clamp Weldment, Vertical		1
16	F05010-141	Nut, 1-14 Nylon Lock		1
17	017270	Block, Hydraulic Clamp Slide		1
18	015050	Cylinder Weldment, Vertical Clamp Hydraulic		1
	016204	Seal Kit, Hydraulic Cylinder		1
	016204-1009	Instruction Sheet, Vertical Clamp Seal Replacement		1
19	P09142	Fitting, 1/4" NPT x 1/4" JIC Elbow		2
20	017242	Retainer, Clamp Bushing		3
21	F05006-5	Bolt, 5/16-18 x 3/4" Hex Head		6
22	F05008-39	Bolt, 1/2-13 x 2 1/2" Socket Head		2
23	P04107	Fitting, 3/16" Straight Grease		1
24	015072	Bolt, 1-14 x 3 3/4" Hex Head Grade 8 w/Hole		2
25	F05010-163	Nut, 1-14 Slotted Hex		2
26	015068	Plate, Log Clamp Mount		1
27	F05011-3	Washer, 3/8" SAE Flat		8
28	F05007-5	Bolt, 3/8-16 x 5" Hex Head		4
29	F05010-10	Nut, 3/8-16 Hex Nylon Lock		4
30	F05011-46	Washer, 7/8" Split Lock		1
31	F05014-2	Bolt, 7/8-14 x 2" Hex Head Grade 5		1
32	015491	Fitting, 1/4" NPT - 3/8" JIC Elbow		2
33	F05008-28	Bolt, 1/2-13 x 5 1/2" Hex Head Grade 5		2
34	F05010-8	Nut, 1/2-13 Hex Nylon Lock		2
	K09485	Clamp Stop Kit, Hydraulic Log		1
35	W09404	Plate, Clamp Stop		1
36	F05008-33	Bolt, 1/2-13 X 1 1/2" Hex Head Grade 5		2
37	F05011-2	Washer, 1/2" SAE Flat		2
38	F05010-3	Nut, 1/2-13 Hex Lock		2

8.6 Hydraulic Toe Board (Front)



REF	PART #	DESCRIPTION	COMMENTS	QTY.
	035640	TOE BOARD ASSEMBLY, FRONT HYDRAULIC		1
1	S13022	Plate, Hydraulic Toe Board Mount		1
2	014482	Cylinder, 1 1/2" x 6" Toe Board		1
	014547	Seal Kit, 1 1/2" x 6" Hydraulic Cylinder		1
3	074842	Roller Assembly, Hydraulic Toe Board		1
4	S13023	Plate, Toe Board Strap		1
5	F05011-27	Washer, 5/8" Split Lock		2
6	F05009-33	Bolt, 5/8-11 x 1 3/4" Hex Head		2
7	S09251	Pin, 1" x 3.88"		1
8	F05011-28	Washer, 1" SAE Flat		3
9	F05012-23	Pin, 3/16" x 1 1/2" Cotter		2
10	P09142	Fitting, 1/4" NPT x 1/4" JIC 90° Male Elbow		1
11	P09143	Fitting, 1/4" NPT x 1/4" JIC Straight Male		1
12	F05009-51	Bolt, 1-8 x 3 1/4" Hex Head Grade 5		1
13	F05010-109	Nut, 1-8 Hex Lock		1
14	F05012-82	Pin, 1/2" x 1 3/4" Clevis		2
15	F05011-2	Washer, 1/2" SAE Flat		2
16	F05012-3	Pin, 1/8" x 3/4" Cotter		2

8.7 Hydraulic Toe Board (Rear)

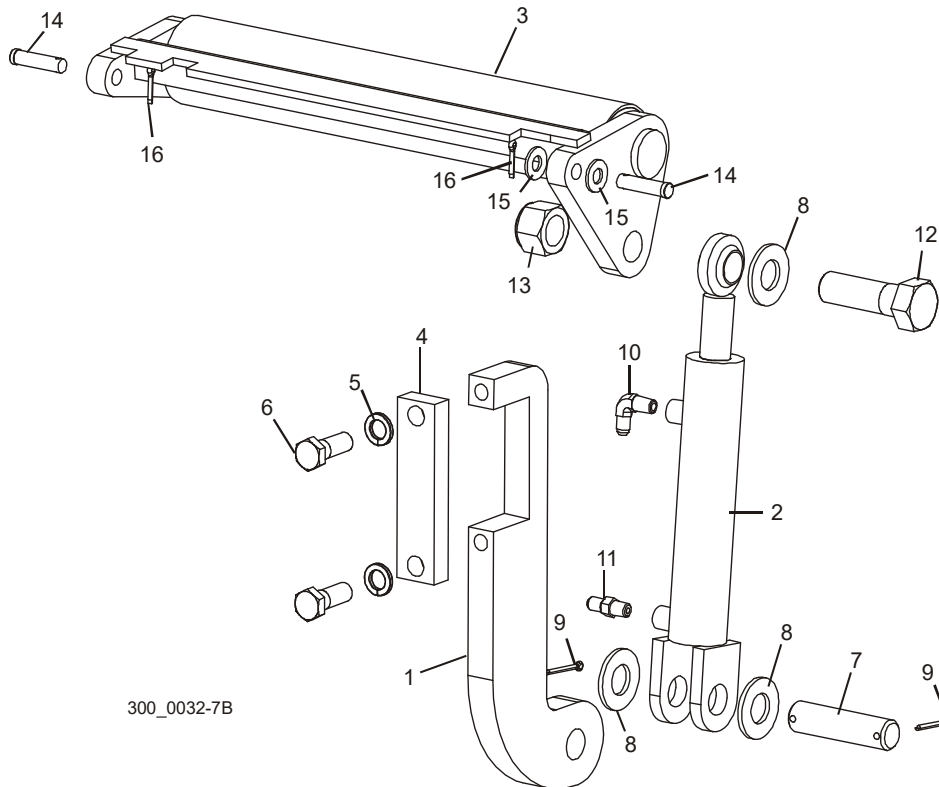


REF	PART #	DESCRIPTION	COMMENTS	QTY.
	035642	TOE BOARD ASSEMBLY, REAR HYDRAULIC		1
1	S13022	Plate, Hydraulic Toe Board Mount		1
2	014482	Cylinder, 1 1/2" x 6" Toe Board		1
	014547	Seal Kit, 1 1/2" x 6" Hydraulic Cylinder		1
3	074851	Roller Assembly, Hydraulic Toe Board		1
4	S13023	Plate, Toe Board Strap		1
5	F05011-27	Washer, 5/8" Split Lock		2
6	F05009-33	Bolt, 5/8-11 x 1 3/4" Hex Head		2
7	S09251	Pin, 1" x 3.88"		1
8	F05011-28	Washer, 1" SAE Flat		3
9	F05012-23	Pin, 3/16" x 1 1/2" Cotter		2
10	P09142	Fitting, 1/4" NPT x 1/4" JIC 90° Male Elbow		1
11	P09143	Fitting, 1/4" NPT x 1/4" JIC Straight Male		1
12	F05009-51	Bolt, 1-8 x 3 1/4" Hex Head Grade 5		1
13	F05010-109	Nut, 1-8 Hex Lock		1
14	F05012-82	Pin, 1/2" x 1 3/4" Clevis		2
15	F05011-2	Washer, 1/2" SAE Flat		2
16	F05012-3	Pin, 1/8" x 3/4" Cotter		2

8 Hydraulics

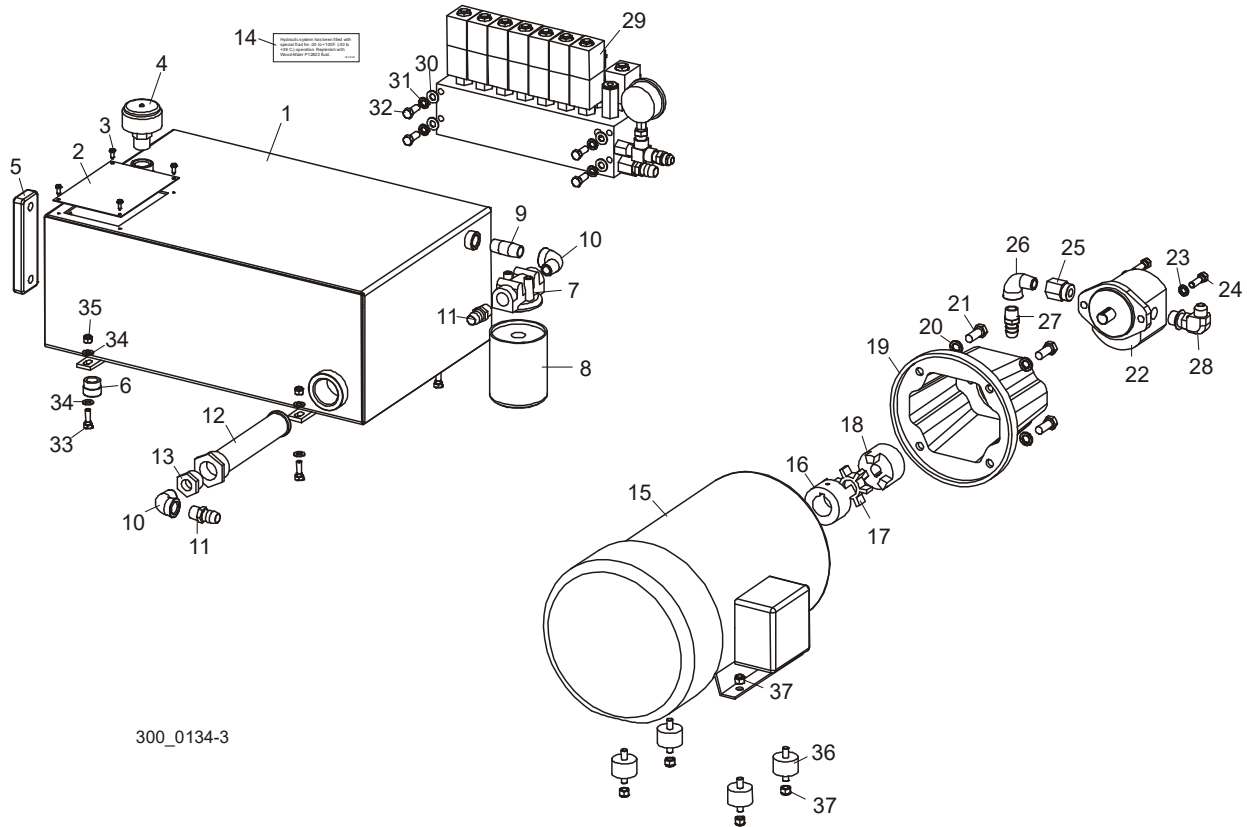
Hydraulic Toe Board (Rear w/Ramp)

8.8 Hydraulic Toe Board (Rear w/Ramp)



REF	PART #	DESCRIPTION	COMMENTS	QTY.
	035564	TOE BOARD ASSEMBLY, REAR HYDRAULIC W/RAMP		1
1	S13022	Plate, Hydraulic Toe Board Mount		1
2	014482	Cylinder, 1 1/2" x 6" Toe Board		1
	014547	Seal Kit, 1 1/2" x 6" Hydraulic Cylinder		1
3	074857	Roller Assembly, Hydraulic Toe Board (w/Ramp)		1
4	S13023	Plate, Toe Board Strap		1
5	F05011-27	Washer, 5/8" Split Lock		2
6	F05009-33	Bolt, 5/8-11 x 1 3/4" Hex Head		2
7	S09251	Pin, 1" x 3.88"		1
8	F05011-28	Washer, 1" SAE Flat		3
9	F05012-23	Pin, 3/16" x 1 1/2" Cotter		2
10	P09142	Fitting, 1/4" NPT x 1/4" JIC 90° Male Elbow		1
11	P09143	Fitting, 1/4" NPT x 1/4" JIC Straight Male		1
12	F05009-51	Bolt, 1-8 x 3 1/4" Hex Head Grade 5		1
13	F05010-109	Nut, 1-8 Hex Lock		1
14	F05012-82	Pin, 1/2" x 1 3/4" Clevis		2
15	F05011-2	Washer, 1/2" SAE Flat		2
16	F05012-3	Pin, 1/8" x 3/4" Cotter		2

8.9 Hydraulic Pump & Tank



300_0134-3

REF	PART #	DESCRIPTION	COMMENTS	QTY.
	038885	TANK ASSEMBLY, HYDRAULIC 10 GALLON		1
1	038884	Tank Weldment, 10 Gallon		1
2	S20331	Cover, Hydraulic Tank Access		1
3	F05015-18	Bolt, #8-32 x 1/2" Slotted Hex Head		4
4	P20212	Cap, Hydraulic Breather/Filter		1
5	P20211	Guage, Hydraulic Fluid		1
6	P26258	Fitting, 1/2" NPT Pipe Plug		2
7	P22683	Filter Assembly, Hydraulic Manifold		1
8	P20301	Filter, S28 Hydraulic		1
9	016844	Fitting, 1/2" NPT x 2" Black Pipe Nipple		1
10	P22684	Fitting, 1/2" NPT ST Elbow		2
11	035621	Fitting, 1/2" NPT Male x 3/4" Hose Barb		2
12	P20210	Filter, Hydraulic Tank Suction		1
13	P20239	Fitting, 1/2" x 1" Reducer Bushing		1
14	S12825	Decal, Hydraulic Fluid Replacement		1
	042780	PUMP ASSEMBLY, 50/60HZ HYDRAULIC		1

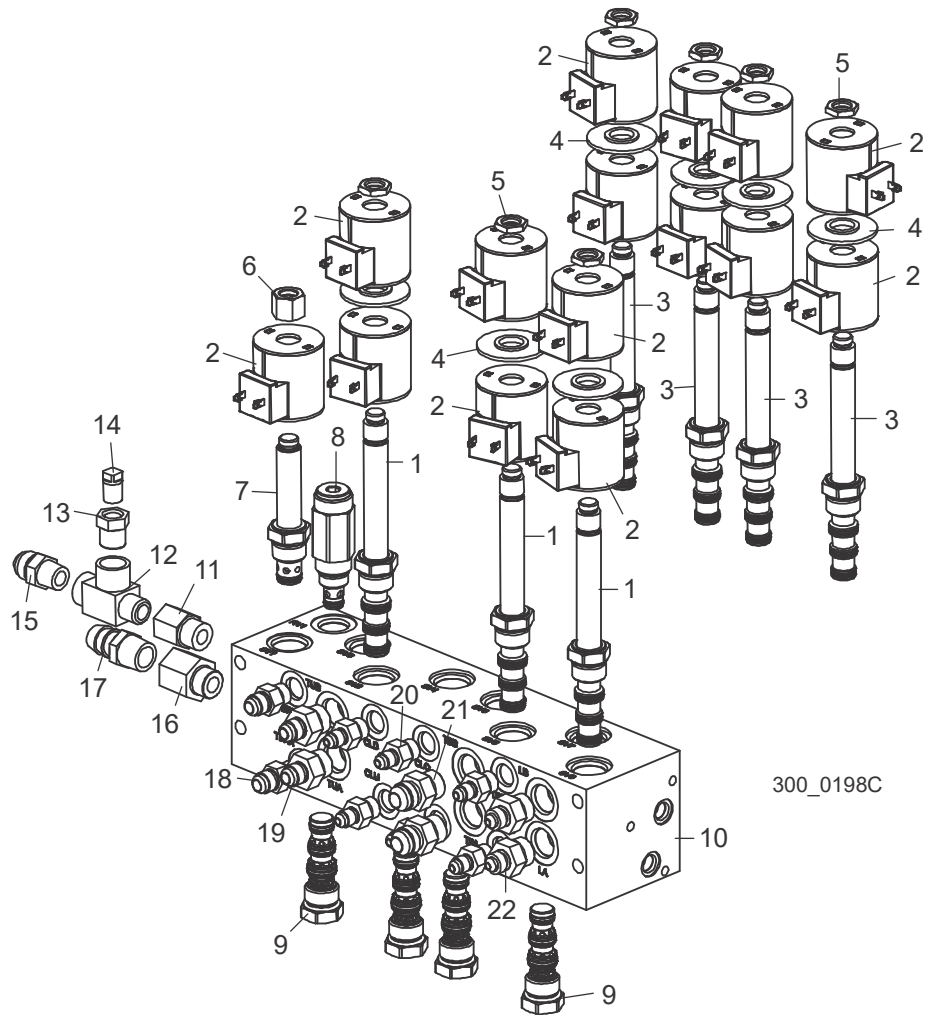
8

Hydraulics

Hydraulic Pump & Tank

REF	PART #	DESCRIPTION	COMMENTS	QTY.
15	042776	Motor, 7 1/2 HP 213TC 50/60Hz 415/480V		1
16	042777	Coupling, L100 x 1 3/8" Body		1
17	042779	Coupling, L100 Spider		1
18	042778	Coupling, L100 x 3/4" Body		1
19	042781	Adaptor, Hydraulic Pump/50Hz Motor		1
20	F05011-9	Washer, 1/2" Split Lock		4
21	F05008-37	Bolt, 1-13 x 1 1/4" Hex Head Grade 5		4
22	042782	Pump, 6 GPM Hydraulic 50Hz		1
23	F05011-4	Washer, 3/8" Split Lock		2
24	F05007-123	Bolt, 3/8-16 x 1 1/4" Hex Head Grade 5		2
25	042785	Fitting, 1/2" NPT x #12 SAE Female Adaptor		1
26	P22684	Fitting, 1/2" NPT Galvanized Elbow		1
27	035621	Fitting, 1/2" NPT x 3/4" Hose Barb		1
28	042784	Fitting, #10 SAE x 1/2" JIC 90° Elbow		1
29		VALVE PARTS (See Section 8.10)		
30	F05011-3	WASHER, 3/8" SAE FLAT		4
31	F05011-4	WASHER, 3/8" SPLIT LOCK		4
32	F05007-87	BOLT, 3/8-16 X 1" HEX HEAD GRADE 5		4
33	F05006-1	BOLT, 5/16-18 X 1" HEX HEAD		4
34	F05011-17	WASHER, 5/16" SAE FLAT		8
35	F05010-58	NUT, 5/16-18 HEX NYLON LOCK		4
36	035546	MOUNT, RUBBER HYDRAULIC MOTOR		4
37	F05010-10	NUT, 3/8-16 HEX NYLON LOCK		8

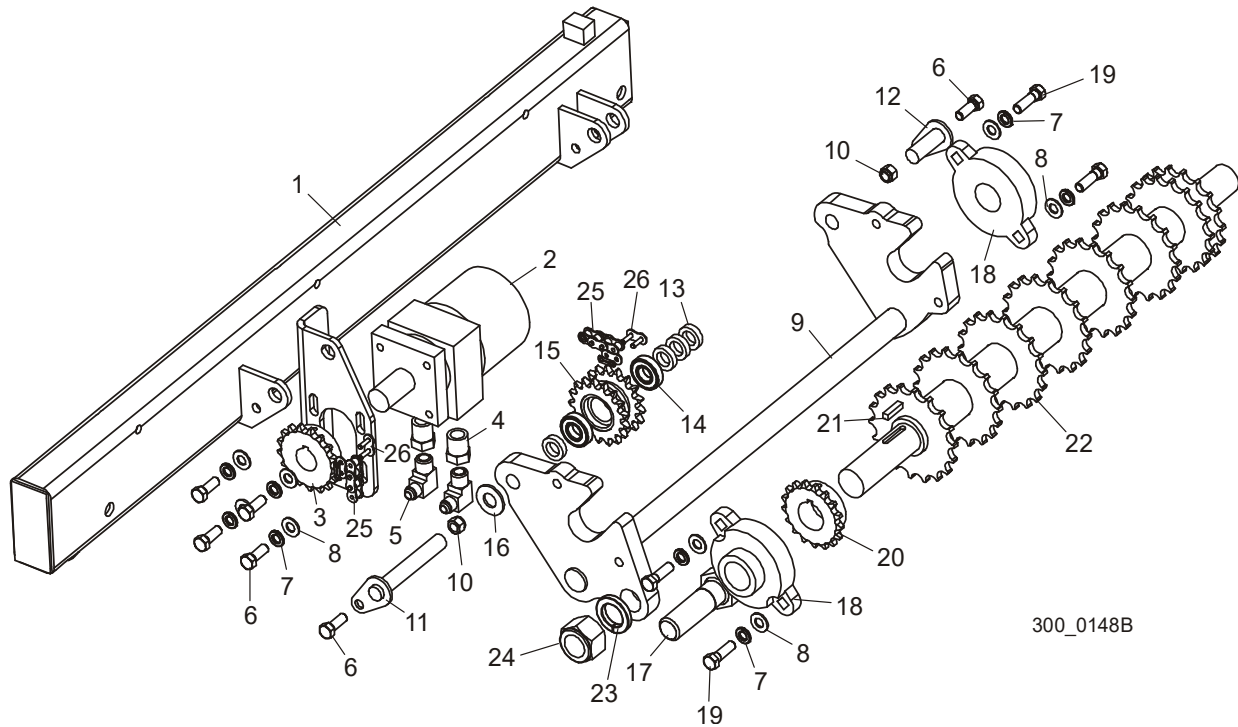
8.10 Hydraulic Valve



REF	PART #	DESCRIPTION	COMMENTS	QTY.
	036758	VALVE ASSEMBLY, WM3000 HYDRAULIC	Torque cartridge spools to 24-26 ft-lbs. Torque coil nuts to 7-10 ft-lbs.	1
	008932	VALVE ASSEMBLY, WM3500 HYDRAULIC		1
	025689	Valve, 7-Spool Expandable Hydraulic		1
1	025830	Valve, SV10-47C Hydraulic (Loader, Turner, Side Supports)		3
	061104	Kit, Seal SK10-4N-MMM One Per Spool		1
2	025835	Coil, 24VDC Hydraulic Valve		15
3	025829	Valve, SV10-47D Hydraulic (Clamp, Toe Boards)		4
	061104	Kit, Seal SK10-4N-MMM One Per Spool		1

REF	PART #	DESCRIPTION	COMMENTS	QTY.
4	025838	Spacer, SV10-47 Valve Coil		7
5	025837	Nut, SV10-47 Valve Coil		7
6	025836	Nut, SV10-21 Valve Coil		1
7	025831	Valve, SV10-21 Hydraulic (By-Pass)		1
	061105	Kit, Seal SK10-2N-T One Per Spool		1
8	025833	Valve, Relief (SK08-2N-T)		1
	061107	Kit, Seal SK08-2N-T Relief Valve		1
9	025832	Valve, Dual PO Check (DC10-40)		4
	061104	Kit, Seal SK10-4N-MMM One Per Spool		1
10	061284	Manifold, M&W 07-0667 Black Anodized		1
11	P12706	Fitting, #8 SAE x 3/8" NPT Female Adapter		1
12	016822	Fitting, 3/8" NPT Male Run Tee		1
13	015490	Fitting, 3/8" NPT-1/4" NPT Reducer		1
14	P05498	Plug, 1/4" NPT Pipe		1
15	036822	Fitting, 3/8" NPT x #8 JIC		1
16	035620	Fitting, #8SAE x 1/2" NPT Female Adapter		1
17	035621	Fitting, 1/2" NPT x 3/4" Hose Barb		1
18	014687	Fitting, 3/8" O-Ring x 3/8" JIC		2
19	P12703	Fitting, #8 SAE x #6 JIC		2
20	P26284	Fitting, 1/4" JIC x 3/8" O-Ring		6
21	028076	Fitting, #8 SAE x #8 JIC		2
22	036759	Fitting, #8 SAE x 1/4" JIC		2
23	016820	Fitting, 3/8" NPT x 3/8" JIC 90° Elbow		1
	008926	VALVE ASSEMBLY, FLOW CONTROL		1
24	007272	Plate, Diverter Valve Mount		1
25	008739	Valve, Solenoid Poppet 2-Way Normally Open		1
26	008740	Valve, Hydraulic Flow Control		1
27	008928	Fitting, 3/8" NPT Hex Nipple		1
28	008929	Fitting, 3/8" NPT Male x 1/2" Hose Barb		1
29	F05005-68	Bolt, 1/4-20 x 1 3/4" Hex Head Grade 5		2
30	F05011-11	Washer, 1/4" SAE Flat		2
31	F05010-69	Nut, 1/4-20 Hex Nylon Lock		2
32	F05007-1	Bolt, 3/8-16 x 3" Hex Head Full Thread		2
33	F05011-3	Washer, 3/8" SAE Flat		4
34	F05010-10	Nut, 3/8-16 Hex Nylon Lock		2
35	P12704	Fitting, #6 SAE x 3/8" JIC Elbow		1
36	006487	Fitting, 3/8" SAE x 3/8" NPT Adaptor		1

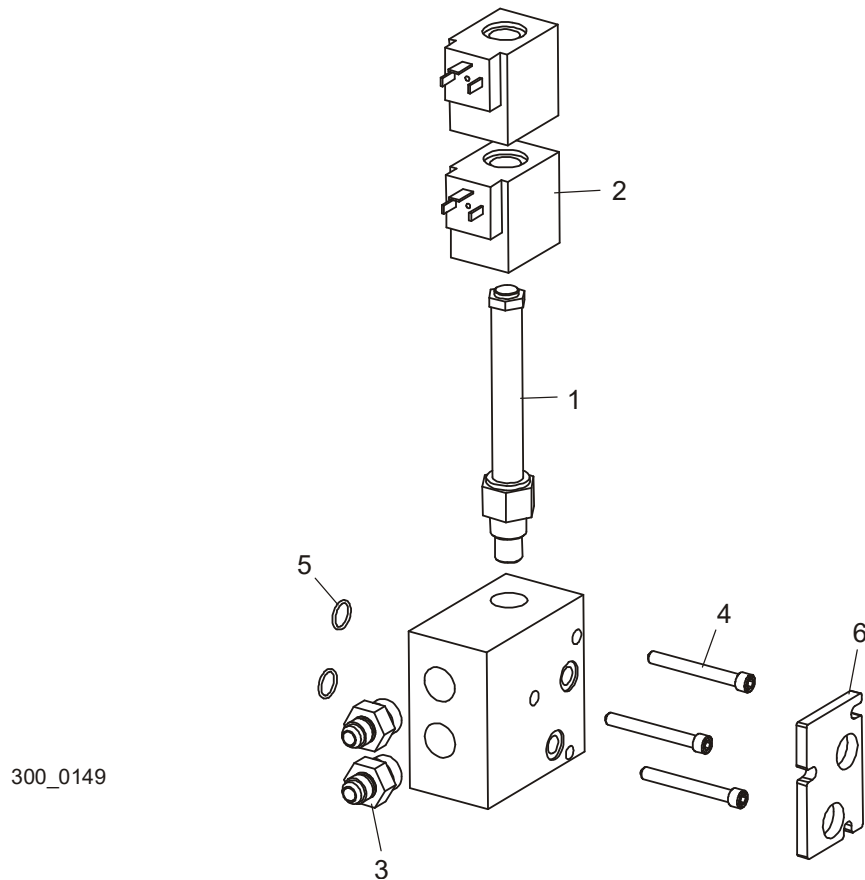
8.11 Power Taper Set Roller (Optional)



REF	PART #	DESCRIPTION	COMMENTS	QTY.
	003873	TUBE ASSEMBLY, REAR POWER TAPER SET ROLLER		1
	006676	TUBE ASSEMBLY, FRONT POWER TAPER SET ROLLER		1
1	003875	Tube Weldment, Rear Power Taper Set Roller		1
	006678	Tube Weldment, Front Power Taper Set Roller		1
2	P21506	Motor, Hydraulic #MG06-13-13AAAB		1
	061136	Seal Kit, Hydraulic Motor		1
3	003883	Sprocket, 40B17 x 1"		1
4	028073	Fitting, 1/2" NPT x 3/8" NPT Hex Reducer		2
5	016820	Fitting, 3/8" NPT-3/8" JIC 90 Elbow		2
6	F05007-87	Bolt, 3/8-16 x 1" Hex Head Grade 5		7
7	F05011-4	Washer, 3/8" Split Lock		7
8	F05011-3	Washer, 3/8" Flat SAE		8
9	003879	Roller Weldment, Rear Toe Board		1
	006679	Roller Weldment, Front Toe Board		1
10	F05010-10	Nut, 3/8-16 Hex Nylon Lock		2
11	003886	Pin Weldment, 5/8" x 4 1/16"		1


REF	PART #	DESCRIPTION	COMMENTS	QTY.
12	003887	Pin Weldment, 5/8" x 1 3/4"		1
13	017719	Spacer, .63" x 1.00" x .25"		4
14	P04156	Bearing, R-10		2
15	W12474	Sprocket Wedment, Dual 17/17T		1
16	F05011-5	Washer, 5/8" SAE Flat		1
17	S02779	Washer, 3/8" ID x 1 1/4" OD		1
18	003896	Bearing, 1 1/4" Flange, IPTCI		1
19	F05007-123	Bolt, 3/8-16 x 1 1/4" Hex Head Grade 5		4
20	003884	Sprocket, 40B17 x 1 1/4"		1
21	S21486	Key, 1/4" x 1"		1
22	003881	Roller, Powered Toeboard		1
23	F05011-53	Washer, 1" Split Lock		1
24	F05010-109	Nut, 1-8 Self-Locking Hex		1
25	003895	Chain, #40 x 32 Pitch		2
26	P04200	Link, #40 Master		2

8.12 Valve Assembly, Power Taper Set Roller (Optional)



REF	PART #	DESCRIPTION	COMMENTS	QTY.
	036824	VALVE ASSEMBLY, 300LA ADD-ON		1
	025827	Valve, 24V Hydraulic Add-On 4-Way Closed		1
1	045820	Valve, Hi-Flow Floating Center Hydraulic		1
	051556	Valve, 4-Way Hydraulic		1
2	051558	Coil, 24V Hydraulic #CAP-024D		2
3	P12703	Fitting, 8 SAE-3/8" JIC		2
4	F05005-170	Screw, 1/4-20 x 2 1/4" Socket Head Cap		3
5	036806	O-Ring, .070" Dia. x 5/8" OD #2-014 Buna-N		2
6	003929	PLATE, ADD-ON VALVE SPACER (W/ADDITIONAL VALVES ONLY)		1
	F05005-182	SCREW, 1/4-20 X 6 1/2" SOCKET HEAD CAP (W/ADDITIONAL VALVES ONLY)		3

8.13 Hydraulic Hoses



COLOR	LENGTH "A" WM3000	LENGTH "A" WM3000-BX6	LENGTH "A" WM3000-BX10	DESCRIPTION	Part No. WM3000	Part No. WM3000-BX6	Part No. WM3000-BX10
				GROMMET, 2 1/2" DIAMETER RUBBER		085614	
				GROMMET, 4 3/8" X 10" OVAL	N/A	085759	085759
1/4" Hydraulic Hoses							
Yellow	158"	230"	278"	1/4" TOE BOARD #1 TOP	036566		
Grey	158"	230"	278"	1/4" TOE BOARD #1 BASE	036566		
Purple	247"	319"	367"	1/4" TOE BOARD #2 TOP	036067		
Black	243"	315"	363"	1/4" TOE BOARD #2 BASE	036567		
Red	283"	355"	411"	1/4" TOE BOARD #3 TOP	036568		
Blue	281"	353"	409"	1/4" TOE BOARD #3 BASE	036569		
Yellow	256"	328"	376"	1/4" CLAMP UP/DOWN BASE	036560		
Green	268"	340"	388"	1/4" CLAMP UP/DOWN TOP	036066		
3/8" Hydraulic Hoses							
Pink	224"	296"	344"	3/8" LOG TURNER IN/OUT BASE	036561		
Plain	224"	296"	344"	3/8" LOG TURNER IN/OUT TOP	036561		
White	220"	292"	340"	3/8" CLAMP IN/OUT TOP	036563		
Orange	211"	283"	331"	3/8" CLAMP IN/OUT BASE	036069		
Plain	23"			3/8" SIDE SUPPORT BRANCH 'T' (TURNER)	036073		
Plain			23"	3/8" BX SIDE SUPPORT BRANCH 'T' (TURNER)			036073
Plain	29"			3/8" SIDE SUPPORT BRANCH 'T' (FRONT TOP)	036074		
Plain			29"	3/8" BX SIDE SUPPT BRANCH 'T' (FRONT TOP)			036074
Plain	39"			3/8" SIDE SUPPORT BRANCH 'T' (REAR TOP)	036075		
Plain	39"			3/8" SIDE SUPPORT BRANCH 'T' (FRONT BASE)	036075		
Plain			39"	3/8" BX SIDE SUPPT BRANCH 'T' (REAR TOP)			036075
Plain			39"	3/8" BX SIDE SUPPT BRANCH 'T' (FRONT BASE)			036075
Plain	43"			3/8" SIDE SUPPORT BRANCH 'T' (REAR BASE)	036077		
Plain			43"	3/8" BX SIDE SUPPORT BRANCH			036077
Pink			43"	3/8" BX MAIN VALVE TO FLOW DIVIDER #3			036077
Plain			48"	3/8" BX MAIN VALVE TO FLOW DIVIDER #3			
Pink			26"	3/8" BX FLOW DIVIDER #4 TO DIVERTER #2			
Plain			26"	3/8" BX FLOW DIVIDER #4 TO DIVERTER #2			

8 Hydraulics

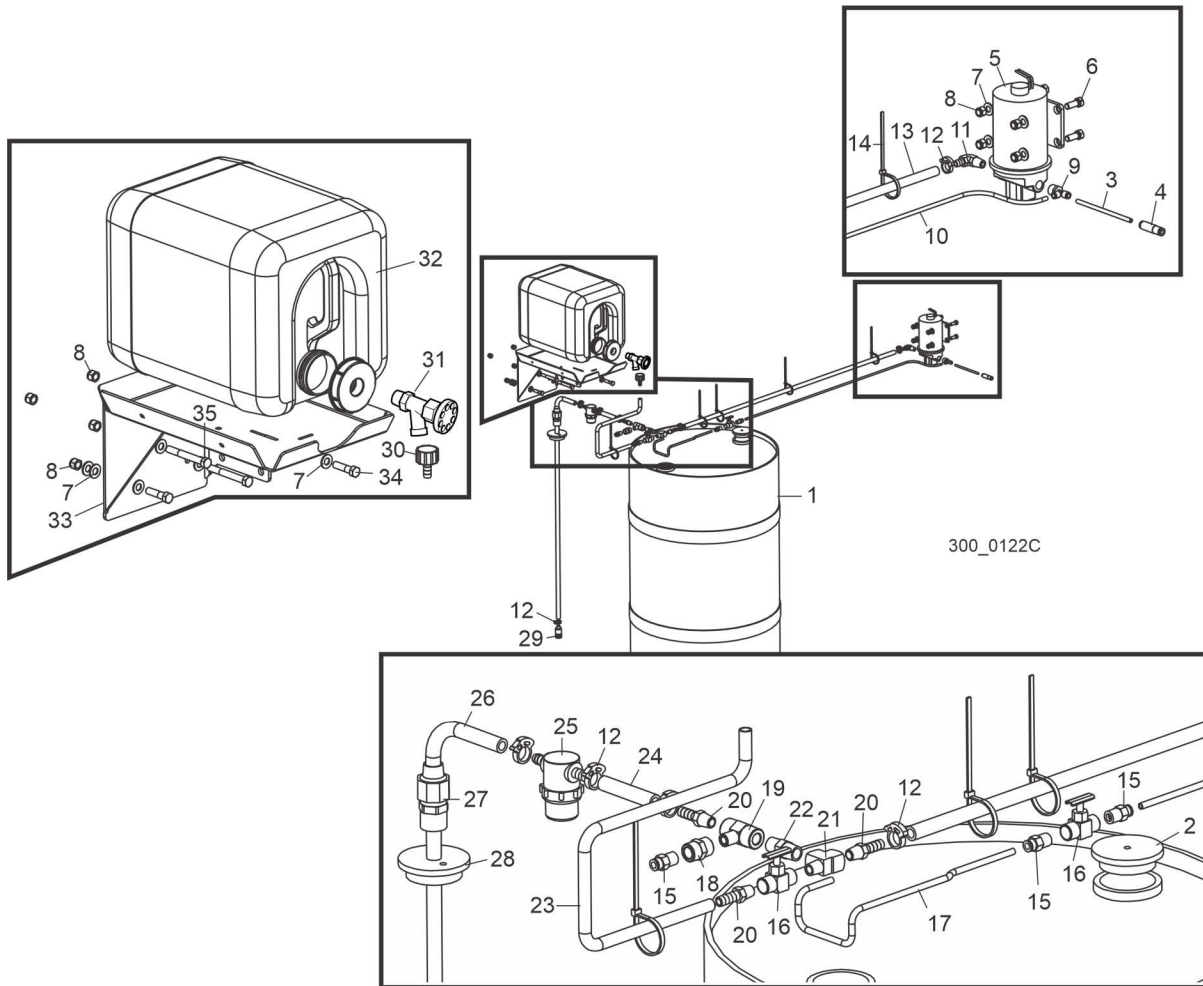
Hydraulic Hoses

Pink			6"	3/8" BX FLOW DIVIDER #2 TO T FITTING			
Plain			6"	3/8" BX FLOW DIVIDER #2 TO T FITTING			
Pink			18"	3/8" BX DIVERTER #3 TO T FITTING			
Plain			18"	3/8" BX DIVERTER #3 TO T FITTING			
Pink			160"	3/8" BX TURNER UP/DOWN BASE			
Plain			160"	3/8" BX TURNER UP/DOWN TOP			
1/2" Hydraulic Hoses							
Purple	188"	260"	320"	1/2" TURNER MOTOR	036564		
Black	188"	260"	120"	1/2" TURNER MOTOR (BX TURNER ON BX10)	036564		
Plain	24"			1/2" MOTOR TO VALVE	036079		
Purple/Black			236"	1/2" TURNER MOTOR TO BX TURNER MOTOR			
3/4" Low Pressure Hydraulic Hoses							
Plain	35"	44"	35"	3/4" LOW PRESSURE VALVE TO FILTER			
Plain	35"	44"	35"	3/4" LOW PRESSURE TANK TO PUMP			

SECTION 9 MISCELLENEOUS

9.1 Lube System

LT300Rev. A9.05+



REF	PART #	DESCRIPTION	COMMENTS	QTY.
	016926	LUBE SYSTEM, BLADE		1
1	016784	Barrel, Plastic		1
2	016786	Cap, Barrel Vent		1

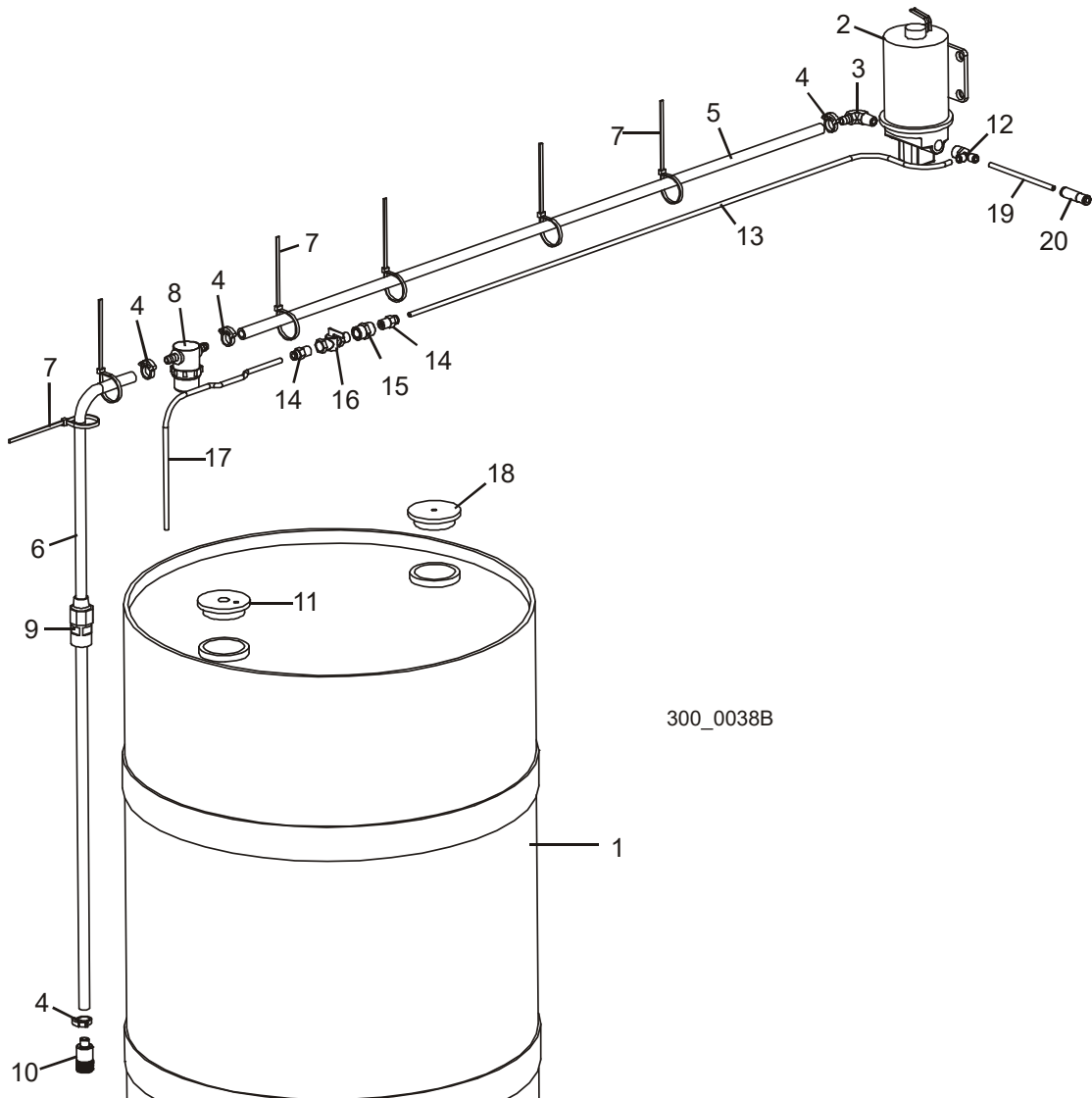
9 **Miscellaneous**
Lube System

REF	PART #	DESCRIPTION	COMMENTS	QTY.
3	074018	Tube, 1/4" x 100 Ft. Chainflex Pressure	Replaces 016944 1/4" x 107 Ft. Hose (WM3500 Rev. B7.00+). Additional 6 foot of hose supplied for LT300-BX6WM3000-BX6WM3500-BX6. Additional 10 foot of hose supplied for LT300-BX10WM3000-BX10.	1
4	016827	Fitting, 1/4" Tube 6 PSI Check Valve		1
	025249	Cable Assembly, Lube Power		1
	016883	Pump Assembly, Lube		1
5	050029	Pump Assembly, Lube w/Wires		1
6	F05007-87	Bolt, 3/8-16 x 1" Hex Head Grade 5		4
7	F05011-3	Washer, 3/8" Flat		10
8	F05010-10	Nut, 3/8-16 Hex Nylon Lock		8
9	016961	Fitting, 3/8" NPT x 1/4" Tube Male Run Tee		1
10	016885	Hose, 1/4" x 40"		1
11	P12708	Fitting, 3/8" NPT x 3/8" Hose Barb Elbow		1
12	016845	Clamp, Single Snap Grip #38		6
13	016829	Hose, 3/8" x 44"		1
14	F05089-3	Tie Wrap, 3/16" x 5 1/2" UV Black		6
15	P20903	Fitting, 1/4" NPT x 1/4" Tube Straight		3
16	051392	Valve, 1/4" NPT Female Needle		2
17	016886	Hose, 1/4" x 24"		1
18	P03420	Fitting, 1/4" NPT Coupling		1
19	015486	Fitting, 1/4" NPT Branch Tee		1
20	014685	Fitting, 1/4" NPT x 3/8" Hose Barb		3
21	P05382	Fitting, 1/4" NPT Male x 1/4" Female x 2		1
22	P21524	Fitting, 1/4" NPT Nipple		1
23	038495	Hose, 3/8" ID x 25" Tygothane		1
24	038494	Hose, 3/8" x 3"		1
25	033447	Filter, 3/8" Hose Barb Lube		1
	033441	Screen Kit, Mesh Filter		1
	061768	Gasket, Filter Bowl		1
	003198	Bowl, LubeMizer Filter Replacement		1
26	016884	Hose, 3/8" x 40"		1
27	016935	Fitting, 1/2" x 1/2" Compression Coupler		1
28	016785	Cap, Barrel Vent		1
29	016939	Fitting, 3/8" Barb Foot Check Valve		1
30	014113	Fitting, 5/8" NPT x 3/8" Hose Barb		1
31	133320	Valve, 3/4 NPT Elbow 3/4 Male GHT Outlet	Replaced 014100 after 9/19/2024 per ECN 38718.	1
	014100	Valve, 3/4" NPT Elbow PVC		1
	014636	Fitting, 3/4" FPT x 3/4" MPT	Deleted after 9/19/2024 per ECN 38718.	1

REF	PART #	DESCRIPTION	COMMENTS	QTY.
32	014642	Bottle Assembly, Water Lube w/Cap	Use Water Bottle Assembly w/Cap 014642 to service all bottle/cap combinations previously supplied. Bottle 014367, 61mm Cap 014773 and 70mm Cap 036744 no longer available separately.	1
	061372	O-ring, Water Bottle Cap	If the water bottle cap keeps leaking, add this o-ring to the cap. Leave the existing o-ring installed.	1
33	038498	Bracket, Auxiliary Tank Mount		1
34	F05007-78	Bolt, 3/8-16 x 1 1/2" Hex Head Grade 5		2
35	F05007-73	Bolt, 3/16 x 3" Hex Head Grade 5		2

9.2 Lube System

LT300Rev. A1.00 - A9.04

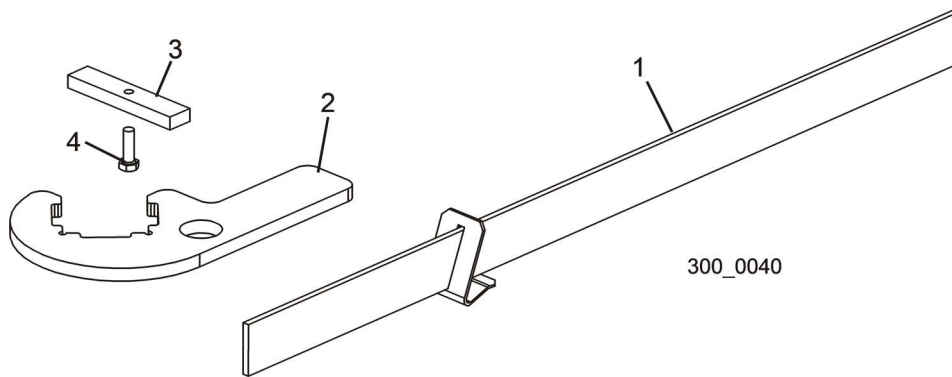


REF	PART #	DESCRIPTION	COMMENTS	QTY.
	016853	LUBE, 5 GALLON #9 BLADE	Lube replaced with vegetable oil in current lube systems (See Section 9.1 or Section 11.1).	1

REF	PART #	DESCRIPTION	COMMENTS	QTY.
	016926	LUBE SYSTEM, LT300 BLADE	Lube system modified Rev. A9.05 to include auxiliary oil bottle and plumbing to improve blade life and performance. Use retrofit kit 038558 to upgrade previous revisions (See Section 9.1).	1
1	016784	Barrel, Plastic		1
	016883	Pump Assembly, LT300 Lube	Lube system modified Rev. A9.05 to include auxiliary oil bottle and plumbing to improve blade life and performance. Use retrofit kit 038558 to upgrade previous revisions (See Section 9.1).	1
2	050029	Pump Assembly, Lube w/Wires		1
3	P12709	Fitting, 3/8" NPT x 3/8" Hose Barb Elbow		1
4	016845	Clamp, Single Snap Grip #38		4
5	016829	Hose, 3/8" x 44"		1
6	016884	Hose, 3/8" x 40"		1
7	F05089-3	Tie Wrap, 3/16" x 5 1/2" UV Black		6
8	033447	Filter, 3/8" Hose Barb Lube		1
	033441	Screen Kit, Mesh Filter		1
	061768	Gasket, Filter Bowl		1
	003198	Bowl, LubeMizer Filter Replacement		1
9	016935	Fitting, 1/2" x 1/2" Compression Coupler		1
10	016939	Fitting, 3/8" Barb Foot Check Valve		1
11	016785	Cap, Barrel Vent		1
12	016961	Fitting, 3/8" NPT x 1/4" Tube Male Run Tee		1
13	016885	Hose, 1/4" x 40"		1
14	P20903	Fitting, 1/4" NPT x 1/4" Tube Straight		2
15	P03420	Fitting, 1/4" NPT Coupling		1
16	P04669	Fitting, Petcock Valve		1
17	016886	Hose, 1/4" x 24"		1
18	016786	Cap, Barrel Vent		1
19	016944	Hose, 1/4" x 100 Foot	Hose length changed from 60' to 100' to allow remote installation of lube system (2/02). Additional 6 foot of hose supplied for LT300-BX6.	1
20	016827	Fitting, 1/4" Tube 6 PSI Check Valve	Fitting moved from idle side blade guide assembly to lube assembly (Rev. A3.00).	1
	025249	Cable Assembly, Lube Power		1

9 Miscellaneous Tools

9.3 Tools



REF	PART #	DESCRIPTION	COMMENTS	QTY.
1	LTBGAT	ALIGNMENT TOOL, BLADE GUIDE		1
2	042700	ALIGNMENT TOOL, BLADE GUIDE ARM		1
3	035799	BLOCK, BLADE GUIDE ALIGNMENT		2
4	F05004-152	BOLT, #10-32 X 5/8" HEX HEAD		2
	017813	HONE, 6" COURSE DIAMOND BENCH SHARPENING (NOT SHOWN)		1

9.4 Manuals



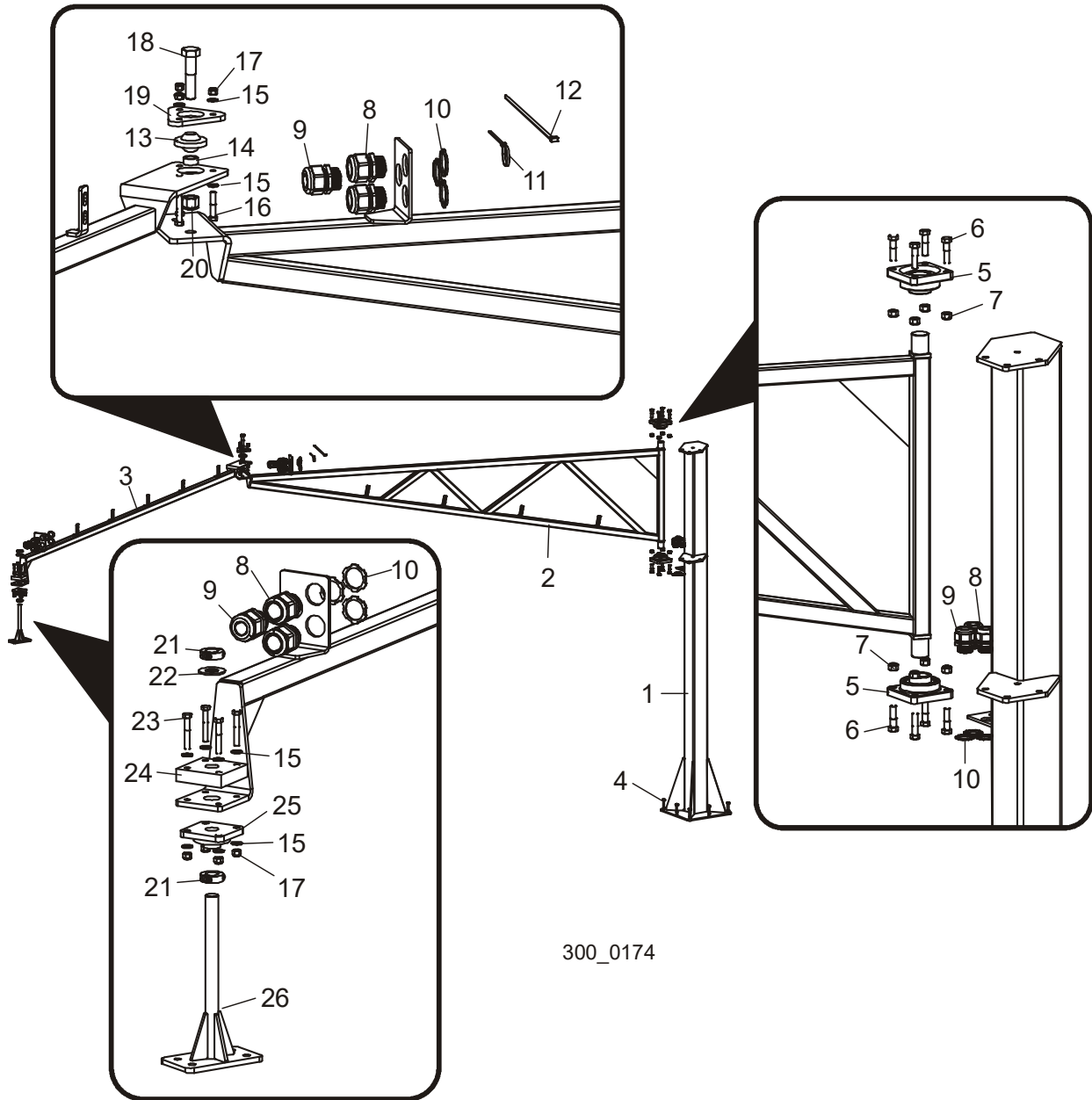
REF	PART #	DESCRIPTION	COMMENTS	QTY.
1	M1682	MANUAL, WM3000 OPERATOR'S		1
2	M1684	MANUAL, WM3000 PARTS		1
3	M1121	MANUAL, INCLINE CONVEYOR OPTION		1
4	M1192	MANUAL, TD2 TRANSFER DECK OPTION		1
5	M1120	MANUAL, LD12/LD20 LOG INFEED DECK OPTION		1
6	M1208	MANUAL, THREE-WAY DECK OPTION		1
7	M1264	MANUAL, DEBARKER OPTION		1
8	M1014	SCHEMATIC, WM3000 ELECTRICAL		1
9	M1015	SCHEMATIC, WM3000 AIR		1

9.5 Electrical Harnesses/Cables

Description	Model	Part No.	Qty.
Main Electrical Box			
Harness Assembly, Power Feed	w/o Pantograph	050975-1-BXP	1
	w/Pantograph	050975-1-BXP	1
	BX6 w/o Pantograph	050975-1-BXP	1
	BX6 w/Pantograph	050975-1-BXP	1
	BX10 w/Pantograph	050975-BXP	1
Harness Assembly, Up/Down	w/o Pantograph	050976-1-BXP	1
	w/Pantograph	050976-1-BXP	1
	BX6 w/o Pantograph	050976-1-BXP	1
	BX6 w/Pantograph	050976-1-BXP	1
	BX10 w/Pantograph	050976-BXP	1
Harness Assembly, Up/Dn Brake	w/o Pantograph	050977-BXP	1
	w/Pantograph	050977-BXP	1
	BX6 w/o Pantograph	050977-BXP	1
	BX6 w/Pantograph	050977-BXP	1
	BX10 w/Pantograph	050977-BXP	1
Harness Assembly, 25HP Motor	w/o Pantograph	052914-BXP	1
	w/Pantograph	052914-BXP	1
	BX6 w/o Pantograph	052914-BX	1
	BX6 w/Pantograph	052914-BXP	1
	BX10 w/Pantograph	052914-BXP	1
Harness Kit, Blade Motor Therm	All	068202	1
Harness Assembly, Hydraulic Pump	All	052915	1
Cable, Hydraulic Valve Solenoid	All	024923	17
Cable Assembly, Right Joystick	All	025184	1
Cable Assembly, Left Joystick	All	025185	1
Harness Assembly, Head Box	w/o Pantograph	052913-BXP	1
	w/Pantograph	052913-BXP	1
	BX6 w/o Pantograph	052913-BX	1
	BX6 w/Pantograph	052913-BXP	1
	BX10 w/Pantograph	052913-BXP	1
Head Box			
Cable, Blade Brake Release Solenoid	All	025233	1
Cable, Blowoff Valve Solenoid	All	024923	1
Harness Assembly, Blade Guide	All	025284	1
Harness Assembly, Blade Break Prox	All	025286	1
Harness Assembly, Feed Start Prox	All	025287	1
Harness Assembly, Feed Slow Prox	All	025288	1
Harness Assembly, Feed Stop Prox	All	025289	1

WM3000 Bed			
Cable Assembly, Transducer	w/o Pantograph	050974	1
	w/Pantograph	050974	1
	BX6 w/o Pantograph	050981	1
	BX6 w/Pantograph	078192	1
	BX10 w/Pantograph	050981-BXP	1
Cable, Up/Down Ballscrew Prox	All	025120	1

9.6 Pantograph Assembly



300_0174

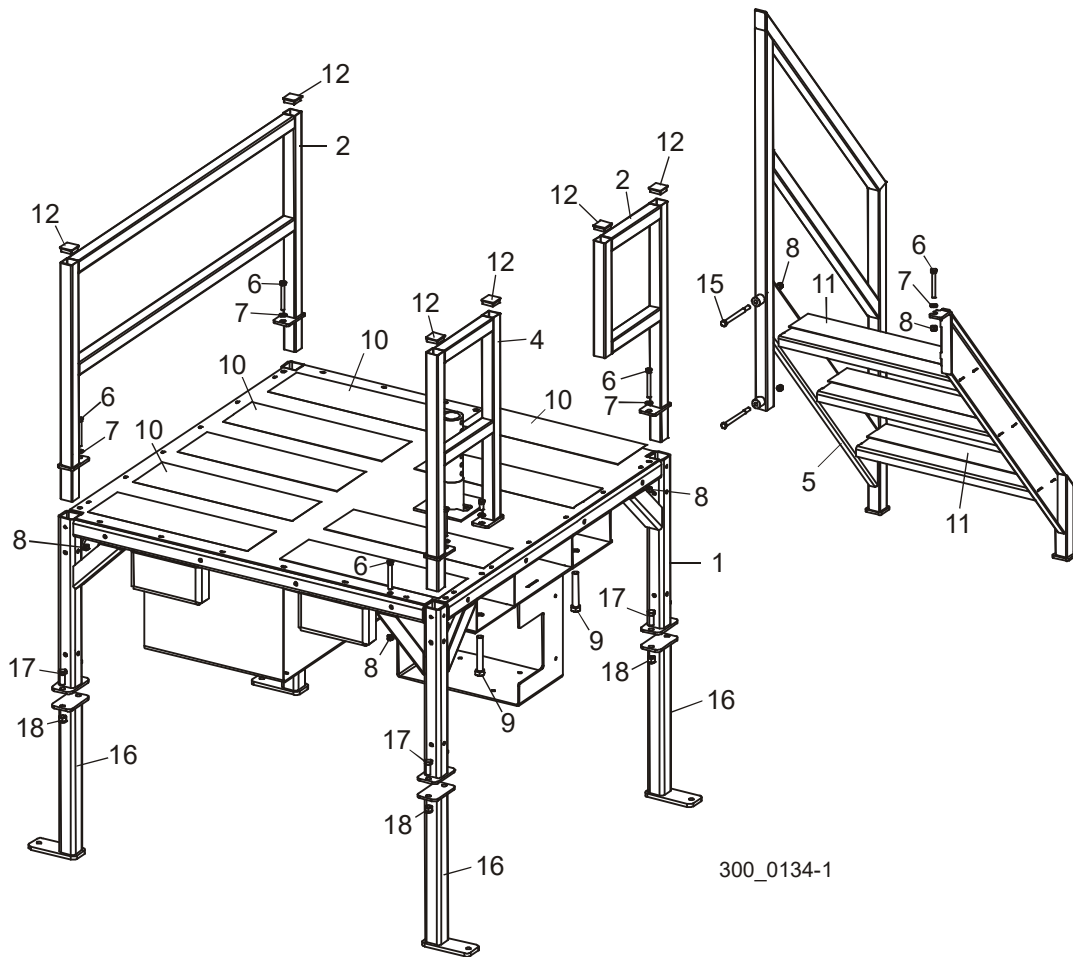
REF	PART #	DESCRIPTION	COMMENTS	QTY.
	006767	PANTOGRAPH RETROFIT, OVERHEAD CABLE		1
	057475	Pantograph Assembly, Overhead Cable		1
1	057930	Tube Weldment, LT300 Pantograph		1

9 Miscellaneous Pantograph Assembly

REF	PART #	DESCRIPTION	COMMENTS	QTY.
2	057463	Arm Weldment, LT300 Pantograph A-Frame		1
3	057472	Arm Weldment, LT300 Pantograph Connector		1
4	F05008-131	Bolt, 1/2" x 5 1/2" Concrete Wedge Anchor		8
5	033712	Bearing, 1 15/16" 4-Bolt Flange		2
6	F05009-20	Bolt, 5/8-11 x 2 1/2" Hex Head Grade 5		8
7	F05010-34	Nut, 5/8-11 Hex Nylon Lock		8
8	057953	Fitting, .88-1.26" 1 1/4" NPT Cordgrip		6
9	057952	Fitting, .79-1.00" 1 1/4" NPT Cordgrip		3
10	025199	Nut, 1 1/4" NPT Conduit Lock		9
11	F05089-3	Tie Wrap, 3/16" x 6" UV Black		10
12	F05089-5	Tie Wrap, 5/16" x 15" UV Black		20
13	042538	Ball Joint, 3/4" ID x 2 1/2" OD		1
14	057913	Spacer, 25/32" 1 1/8" x 1/2"		1
15	F05011-3	Washer, 3/8" SAE Flat		14
16	F05007-124	Bolt, 3/8-16 x 2" Hex Head Grade 8		3
17	F05010-10	Nut, 3/8-16 Hex Nylon Lock		7
18	F05009-54	Bolt, 3/4-10 x 3 1/2" Hex Head Grade 5		1
19	057912	Plate, Ball Joint Retainer		1
20	F05010-103	Nut, 3/4-10 Hex Nylon Lock		1
21	038444	Collar, 1" Lock		2
22	F05011-28	Washer, 1" SAE Flat		1
23	F05007-125	Bolt, 3/8-16 x 2 1/2" Hex Head Grade 5		4
24	057910	Block, Bearing Mount		1
25	014090	Bearing, VF4S-216 Flanged		1
26	057481	Bracket Weldment, LT300 Pantograph Pivot		1
	053298	Harness Kit, Pantograph Retrofit		1
	050975-BXP	Harness Assembly, Power Feed		1
	050976-BXP	Harness Assembly, Up/Down		1
	050977-BXP	Harness Assembly, Up/Down Brake		1
	F05008-33	Bolt, 1/2-13 x 1 1/2" Hex Head Grade 5		4
	006767-1579	Instructions, Pantograph Retrofit		1

SECTION 10 OPERATOR STATION

10.1 Frame, Rails & Ladder

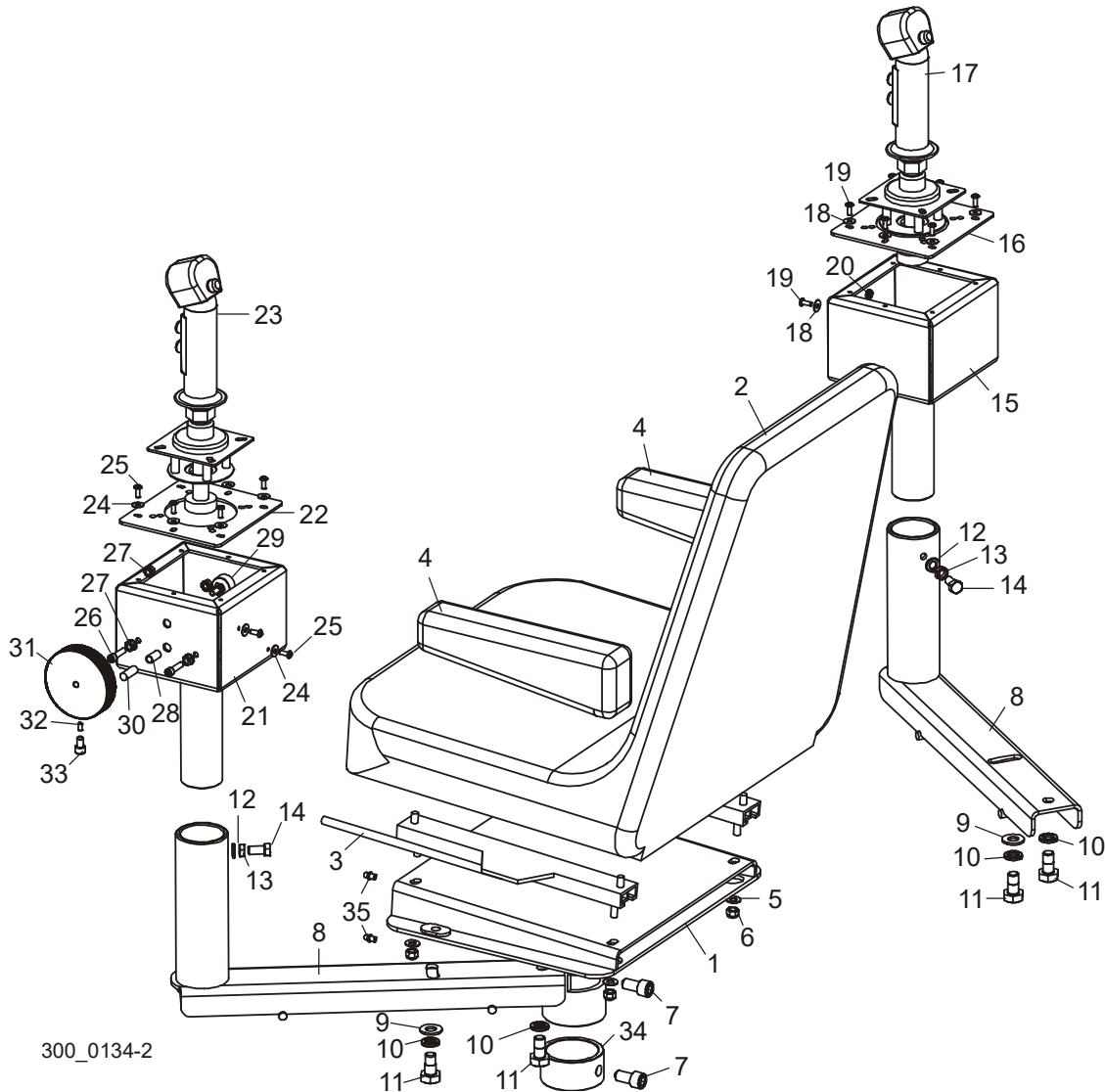


REF	PART #	DESCRIPTION	COMMENTS	QTY.
1	038893	FRAME WELDMENT, OPERATOR STATION		1
2	045118	RAIL WELDMENT, LONG		1
3	045119	RAIL WELDMENT, SHORT		1
4	036360	RAIL WELDMENT, LEFT REAR		1
5	036474	LADDER WELDMENT, OPERATOR STATION		1
6	F05007-1	BOLT, 3/8-16 X 3" HEX HEAD FULL THREAD		6
7	F05011-3	WASHER, 3/8" SAE FLAT		5
8	F05010-10	NUT, 3/8-16 HEX NYLON LOCK		8

10**Operator Station**
Frame, Rails & Ladder

REF	PART #	DESCRIPTION	COMMENTS	QTY.
9	F05009-8	BOLT, 5/8-11 X 4" HEX HEAD FULL THREAD GRADE 5		2
10	045149	PAD, NON-SKID		15 Ft.
11	016895	PAD, NON-SKID STEP		3
12	016843	PLUG, 1 1/2" SQUARE 14 GA. WALL CAP		6
13	F05011-4	WASHER, 3/8" SPLIT LOCK		1
14	F05007-118	BOLT, 3/8-16 X 3/4" HEX HEAD GRADE 5		1
15	F05007-86	BOLT, 3/8-16 X 5" HEX HEAD GRADE 5		2
	036461	LEG ASSEMBLY, 18" EXTENSION		4
16	051353	Leg Weldment, Operator Station 18" Extension		1
17	F05008-37	Bolt, 1/2-13 x 1 1/4" Hex Head Grade 5		2
18	F05010-8	Nut, 1/2-13 Hex Nylon Lock		2

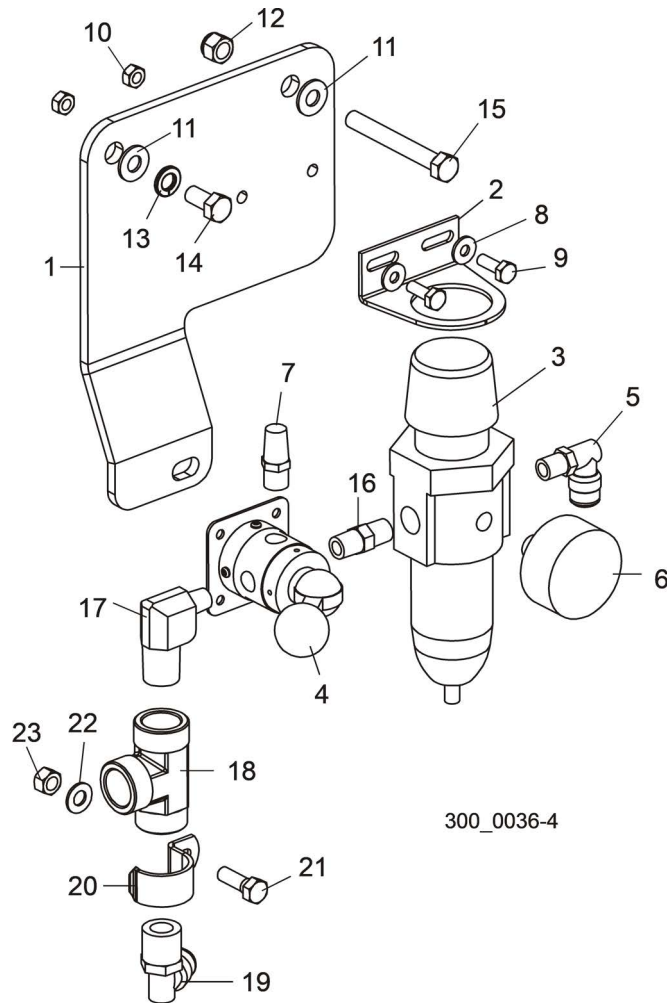
10.2 Seat & Joystick Controls



REF	PART #	DESCRIPTION	COMMENTS	QTY.
1	045134	MOUNT WELDMENT, OPERATOR SEAT		1
2	038719	SEAT, OPERATOR		1
3	038720	ADJUSTER ASSEMBLY, OPERATOR SEAT (MILSCO)		1
4	038721	ARMREST, OPERATOR SEAT (PAIR, MILSCO)		1
5	F05011-17	WASHER, 5/16" SAE FLAT		4
6	F05010-58	NUT, 5/16-18 NYLON LOCK		4
7	F05008-57	BOLT, 1/2-20 X 1" SOCKET HEAD		2
8	038857	ARM WELDMENT, CONTROL		2

REF	PART #	DESCRIPTION	COMMENTS	QTY.
9	F05011-2	WASHER, 1/2" SAE FLAT		2
10	F05011-9	WASHER, 1/2" SPLIT LOCK		4
11	F05008-50	BOLT, 1/2-13 X 1" HEX HEAD		4
12	F05011-4	WASHER, 3/8" SPLIT LOCK		2
13	F05010-29	NUT, 3/8-16 HEX JAM		2
14	F05007-118	BOLT, 3/8-16 X 3/4" HEX HEAD GRADE 5		2
	038865	CONTROL ASSEMBLY, RIGHT JOYSTICK		1
15	038863	Box Weldment, Right Joystick		1
16	038861	Cover, Joystick Control Box		1
17	036757	Joystick, 3-Button Control		1
	061192	Button, Joystick Press		1
18	F05011-18	Washer, #10 SAE Flat		7
19	F05004-35	Screw, #10-24 x 1/2" Socket Button Head		7
20	F05010-14	Nut, #10-24 Self-Locking Hex		1
	038864	CONTROL ASSEMBLY, LEFT JOYSTICK		1
21	038862	Box Weldment, Left Joystick		1
22	038861	Cover, Joystick Control Box		1
23	036757	Joystick, 3-Button Control		1
	061192	Button, Joystick Press		1
24	F05011-18	Washer, #10 SAE Flat		8
25	F05004-35	Screw, #10-24 x 1/2" Socket Button Head		8
26	F05005-84	Bolt, 1/4-20 x 1" Socket Head		2
27	F05010-9	Nut, 1/4-20 Self-Locking Hex		4
28	P06460	Spring, LC-040E-10SS		1
29	025200	Potentiometer Assembly, 4-20mA 24V w/Connectors		1
30	S10663	Pin, Cam Brake		1
31	035559	Knob, Speed Control		1
32	F05004-188	Screw, #10-32 x 3/8" Cup Point Socket Set		1
33	F05006-39	Bolt, 5/16-18 x 1/2" Socket Head		1
34	045135	COLLAR, SEAT POST MOUNT		1
35	P05060	FITTING, 1/4-28 GREASE		2

10.3 Air Supply



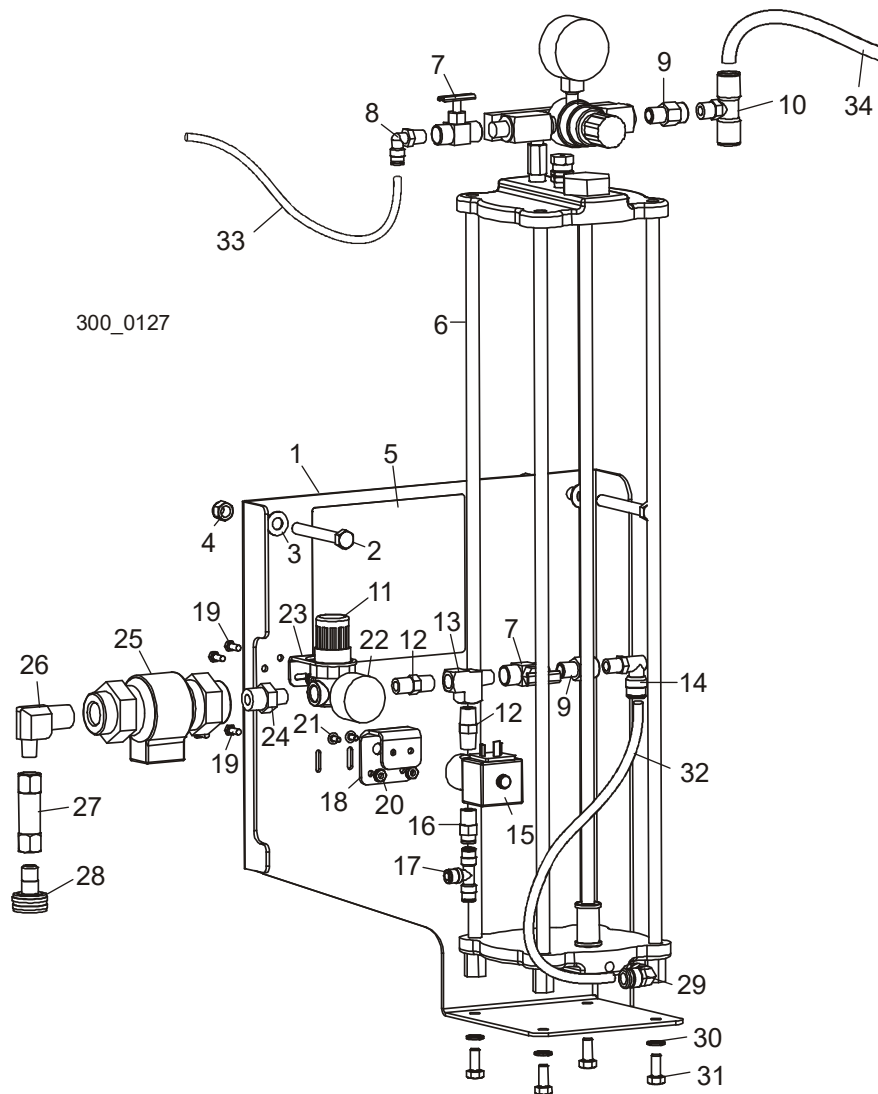
REF	PART #	DESCRIPTION	COMMENTS	QTY.
	016887	AIR SUPPLY, WM3000		1
1	016888	Plate, Air Supply Mount		1
2	P21511	Bracket, Air Filter Mount		1
3	P21510	Filter, B11-02 WJC Regulator		1
4	P21513	Valve, 250V3 Air		1
5	P21521	Fitting, 1/4" NPT x 3/8" Air 90° Elbow		1
6	P21512	Gauge, Air Pressure		1
7	P20904	Fitting, 1/4" NPT Air Muffler		1
8	F05011-11	Washer, 1/4" SAE Flat		2
9	F05005-1	Bolt, 1/4-20 x 3/4" Hex Head Full Thread		2
10	F05010-21	Nut, 1/4-20 Hex Lock		2

10**Operator Station**
Air Supply

REF	PART #	DESCRIPTION	COMMENTS	QTY.
11	F05011-3	Washer, 3/8" SAE Flat		2
12	F05010-10	Nut, 3/8-16 Nylon Lock		1
13	F05011-4	Washer, 3/8" Split Lock		1
14	F05007-118	Bolt, 3/8-16 x 3/4" Hex Head Grade 5		1
15	F05007-1	Bolt, 3/8-16 x 3" Hex Head Full Thread		1
16	P05389	Fitting, 1/4" Hex Pipe Nipple		1
17	016881	Fitting, 1/2" NPT x 1/4" NPT 90° Elbow		1
18	016793	Fitting, 1/2" NPT Female Tee		1
19	016880	Fitting, 1/2" NPT x 1/2" Air 90° Elbow		1
20	P05436	Clamp, 1" EMT		1
21	F05006-1	Bolt, 5/16-18 x 1" Hex Head		1
22	F05011-17	Washer, 5/16" SAE Flat		1
23	F05010-6	Nut, 5/16-18 Hex Lock		1

SECTION 11 PRESSURE LUBE OPTION

11.1 Pressure Lube System



REF	PART #	DESCRIPTION	COMMENTS	QTY.
	051431-A	LUBE SYSTEM, LT300 OPTIONAL PRESSURE BLADE		1
1	036685	Bracket, Pressure Lube Mount		1
2	F05007-1	Bolt, 3/8-16 x 3" Hex Head Full Thread		2
3	F05011-3	Washer, 3/8" SAE Flat		2
4	F05010-10	Nut, 3/8-16 Hex Nylon Lock		2
5	036747	Decal, Pressure Lube Layout		1

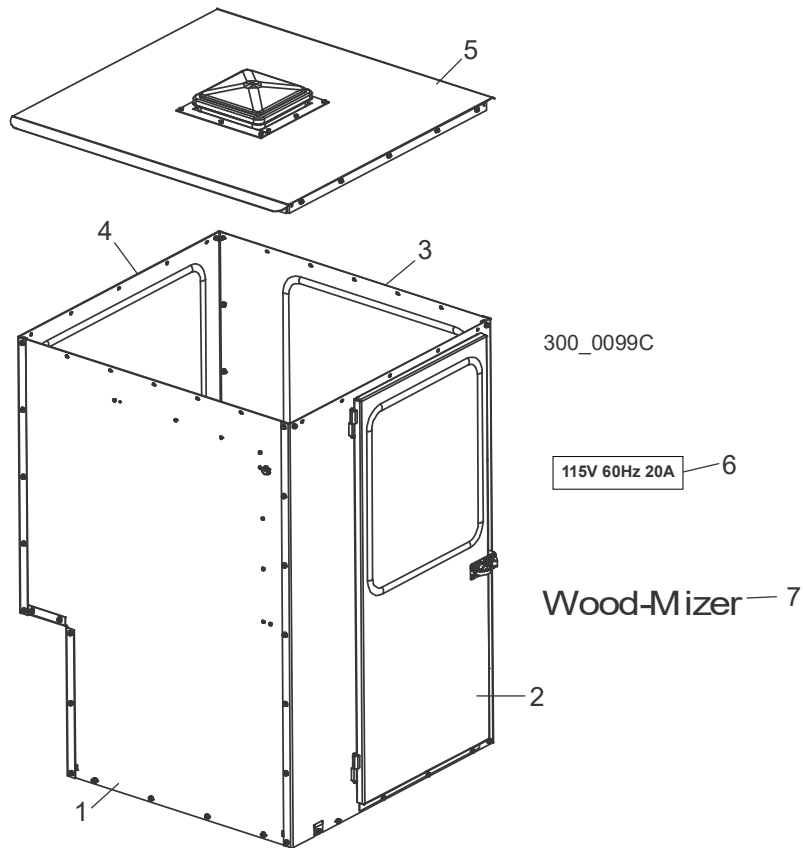
11

Miscellaneous Pressure Lube System

REF	PART #	DESCRIPTION	COMMENTS	QTY.
6	051434	Reservoir Assembly, Pressure Lube		1
7	051392	Valve, 1/4" NPT Brass Female Needle		2
8	P21519	Fitting, 1/4" NPT x 1/4" Tube 90° Elbow Air		1
9	051394	Valve, 1/4" NPT Male-Female Check		2
10	038737	Fitting, 1/4" NPT x 1/2" Tube Tee		1
11	051427	Regulator, 1/4" NPT 125 PSI Water		1
12	P05389	Fitting, 1/4" NPT Hex Pipe Nipple		2
13	P05382	Fitting, 1/4" NPT Female-Male-Female Tee		1
14	P21521	Fitting, 1/4" NPT x 3/8" Tube 90° Elbow Air		1
15	051432	Valve, 1/4" NPT Water NC 2-Way Solenoid		1
	052222	Cable Assembly, LT300 Lube Pump		1
16	P20903	Fitting, 1/4" NPT x 1/4" Tube Straight Air		1
17	P21544	Fitting, 1/4" Tube Air Tee		1
18	036688	Bracket, Solenoid Mount		1
19	F05004-27	Screw, #10-24 x 1/2" Unslotted Hex Stainless Steel		4
20	F05010-14	Nut, #10-24 Self-Locking Hex		4
21	F05004-157	Screw, #8-32 x 3/8" Round Head Grade 5		2
22	P02766	Gauge, 160 PSI		1
23	051429	Bracket, Regulator Mount		1
24	038484	Fitting, 1/2" NPT x 1/4" NPT Hex Nipple		1
25	038483	Valve, 1/2" NPT Vacuum Break Dual Check		1
26	016881	Fitting, 1/2" NPT x 1/4" NPT 90° Elbow		1
27	051882	Strainer, 1/4" NPT 100 Mesh Inline		1
28	051433	Fitting, 1/4" NPT x Female Water Hose		1
29	P21552	Fitting, 1/8" NPT x 3/8" Tube 90° Elbow		1
30	F05011-13	Washer, 5/16" Split Lock		4
31	F05006-105	Bolt, 5/16-24 x 3/4" Hex Head Grade 5 Full Thread		4
32	R01869-4	Tubing, 3/8" Chainflex Air		3 ft.
33	R01869-3	Tubing, 1/4" Chainflex Air		2 ft.
34	R01869-5	Tubing, 1/2" Chainflex Air		3 ft.

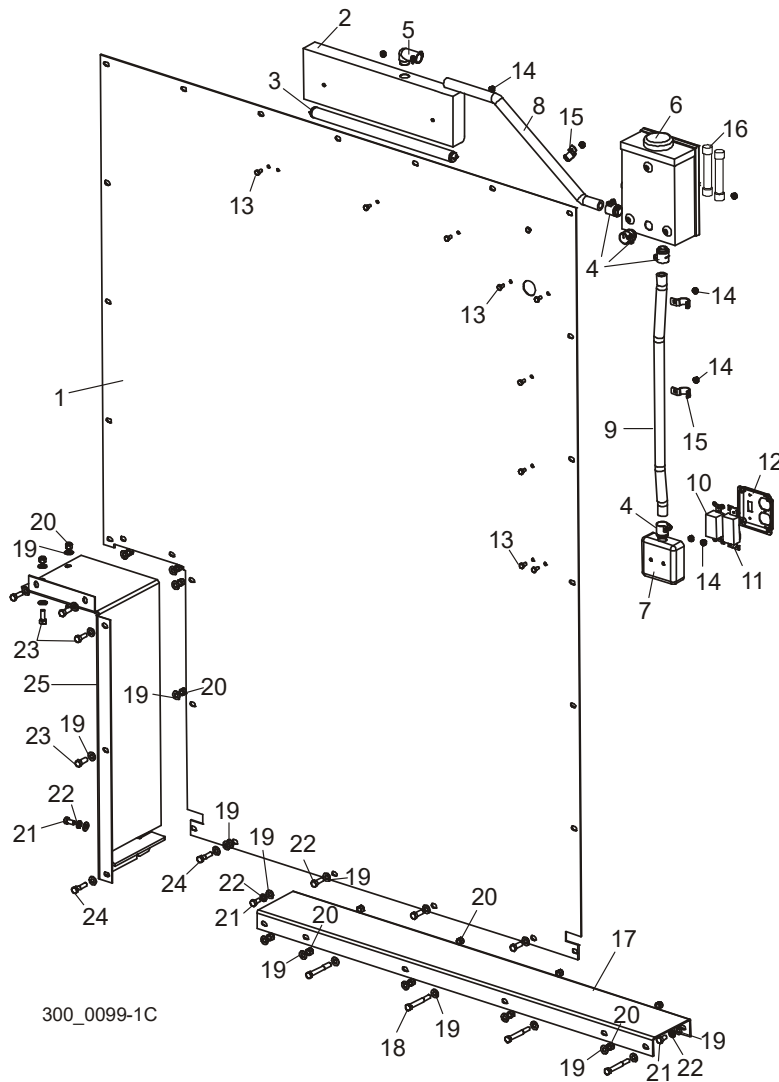
SECTION 12 CAB OPTION

12.1 Cab



REF	PART #	DESCRIPTION	COMMENTS	QTY.
	CAB2	CAB OPTION, WM3000		1
1		Rear Panel Parts (See Section 12.2)		
2		Right Panel Parts (See Section 12.3)		
3		Front Panel Parts (See Section 12.4)		
4		Left Panel Parts (See Section 12.5)		
5		Roof Parts (See Section 12.6)		
6	042676	Decal, Cab Voltage		1
7	052281	Decal, Wood-Mizer Logo 15"		1

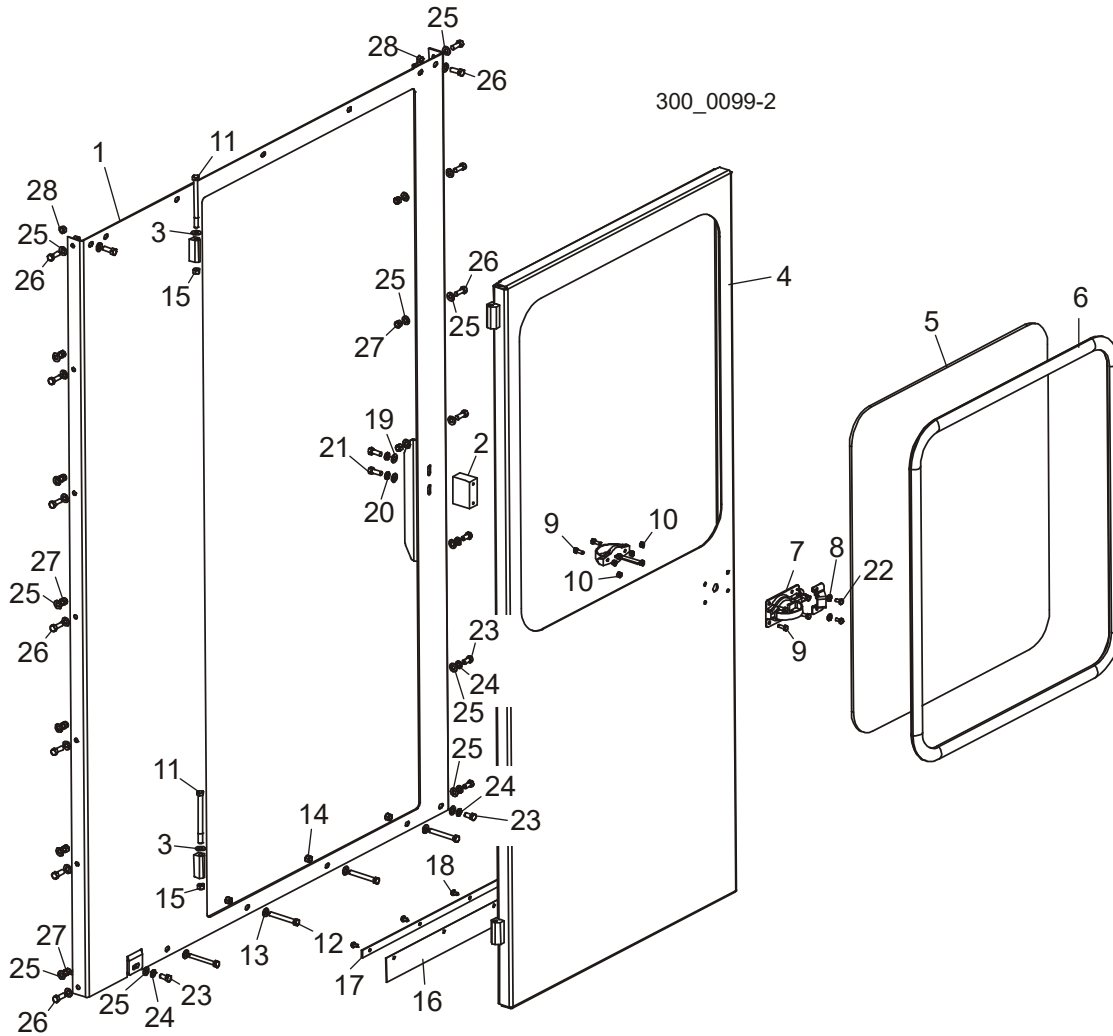
12.2 Rear Panel



REF	PART #	DESCRIPTION	COMMENTS	QTY.
	036602	PANEL ASSEMBLY, CAB2 REAR		1
1	036601	Panel, Cab2 Rear		1
2	042590	Fixture, Flourescent Uncer-Cabinet Light		1
3	016876	Bulb, 15 Watt Flourescent		1
4	042595	Clamp, 1/2" Flex Conduit		5
5	017801	Clamp, 1/2" 90° Flex Conduit		1
6	069553	Disconnect Switch, 30A Nema 3R Safety		1
	069554	Ground Bar Kit, Safety Switch (Optional)		1
7	042591	Box, 4" Electrical Utility		1

REF	PART #	DESCRIPTION	COMMENTS	QTY.
8	042597	Conduit, 1/2" x 21" Steel Flex		1
9	042596	Conduit, 1/2" x 25" Steel Flex		1
10	042592	Switch, 120VAC 20 Amp Single Pole		1
11	042593	Receptacle, 120VAC 20 Amp Duplex		1
12	042594	Cover, Stainless Steel Switch/Plug		1
13	F05005-15	Bolt, 1/4-20 x 1/2" Hex Head		9
14	F05010-9	Nut, 1/4-20 Self-Locking Hex		9
	016863	Wire Nut, Yellow		6
15	P04851	Clamp, 3/4" EMT		3
16	E03743	Fuse, 20 Amp 250 Volt		2
17	042628	CHANNEL WELDMENT, REAR FLOOR		1
18	F05007-73	BOLT, 3/8-16 X 3" HEX HEAD GRADE 5		4
19	F05011-3	WASHER, 3/8" SAE FLAT		31
20	F05010-10	NUT, 3/8-16 HEX NYLON LOCK		15
21	F05007-27	BOLT, 3/8-16 X 3/4" HEX HEAD		3
22	F05011-4	WASHER, 3/16" SPLIT LOCK		3
23	F05007-7	BOLT, 3/8-16 X 1" HEX HEAD		9
24	F05007-78	BOLT, 3/8-16 X 1 1/2" HEX HEAD GRADE 5		2
25	036591	PLATE WELDMENT, LOWER LEFT		1

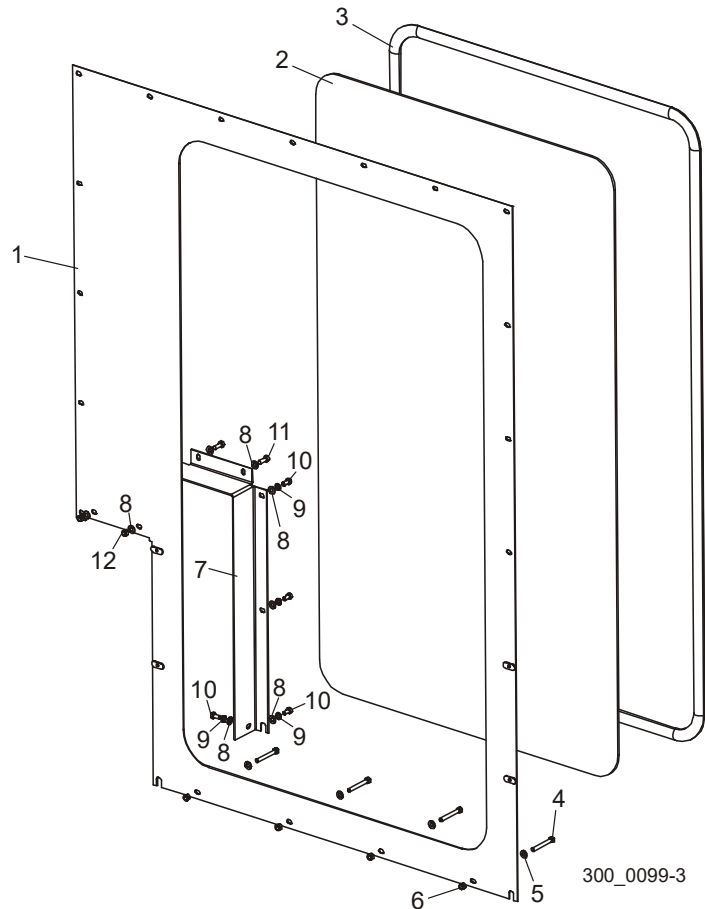
12.3 Right Panel



REF	PART #	DESCRIPTION	COMMENTS	QTY.
	036586	PANEL ASSEMBLY, CAB2 RIGHT		1
1	036585	Panel Weldment, Cab2 Right		1
2	042634	Block, Latch Mount		1
3	042578	Washer, Door Hinge		1
4	042632	Door Weldment, Cab		1
5	042576	Window, Cab Door		1
6	042575	Seal, Cab Door Window		1
7	042587	Latch, Door		1
8	F05011-14	Washer, 1/4" Split Lock		2
9	F05005-1	Bolt, 1/4-20 x 3/4" Hex Head Full Thread		6
10	F05010-21	Nut, 1/4-20 Hex Lock		6

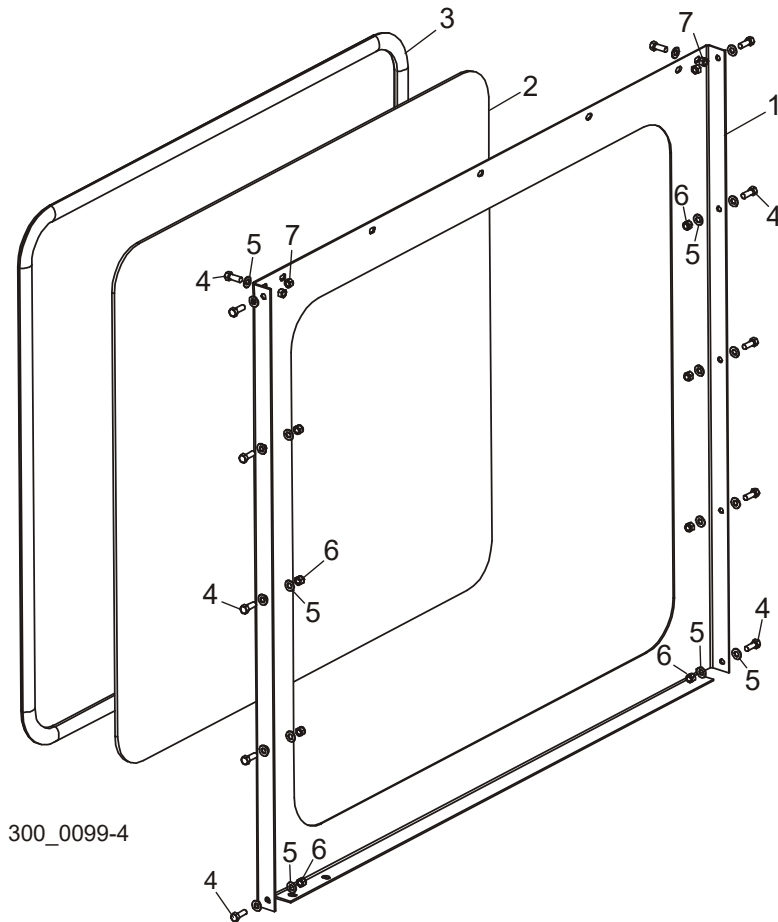
REF	PART #	DESCRIPTION	COMMENTS	QTY.
11	F05007-86	Bolt, 3/8-16 x 5" Hex Head Grade 5		2
12	F05007-1	Bolt, 3/8-16 x 3" Hex Head Full Thread		4
13	F05011-3	Washer, 3/8" SAE Flat		4
14	F05010-10	Nut, 3/8-16 Hex Nylon Lock		4
15	F05010-25	Nut, 3/8-16 Hex Lock		2
16	042638	Flap, Rubber Door		1
17	042637	Plate, Rubber Door Flap		1
18	F05015-1	Screw, 1/4-20 x 1/2" Self-Tapping		5
19	F05011-3	Washer, 3/8" SAE Flat		2
20	F05011-4	Washer, 3/8" Split Lock		2
21	F05007-7	Bolt, 3/8-16 x 1" Hex Head		2
22	F05005-15	Bolt, 1/4-20 x 1/2" Hex Head		2
23	F05007-27	BOLT, 3/8-16 X 3/4" HEX HEAD		5
24	F05011-4	WASHER, 3/8" SPLIT LOCK		5
25	F05011-3	WASHER, 3/8" SAE FLAT		27
26	F05007-7	BOLT, 3/8-16 X 1" HEX HEAD		13
27	F05010-10	NUT, 3/8-16 HEX NYLON LOCK		9
28	F05010-25	NUT, 3/8-16 HEX LOCK		4

12.4 Front Panel



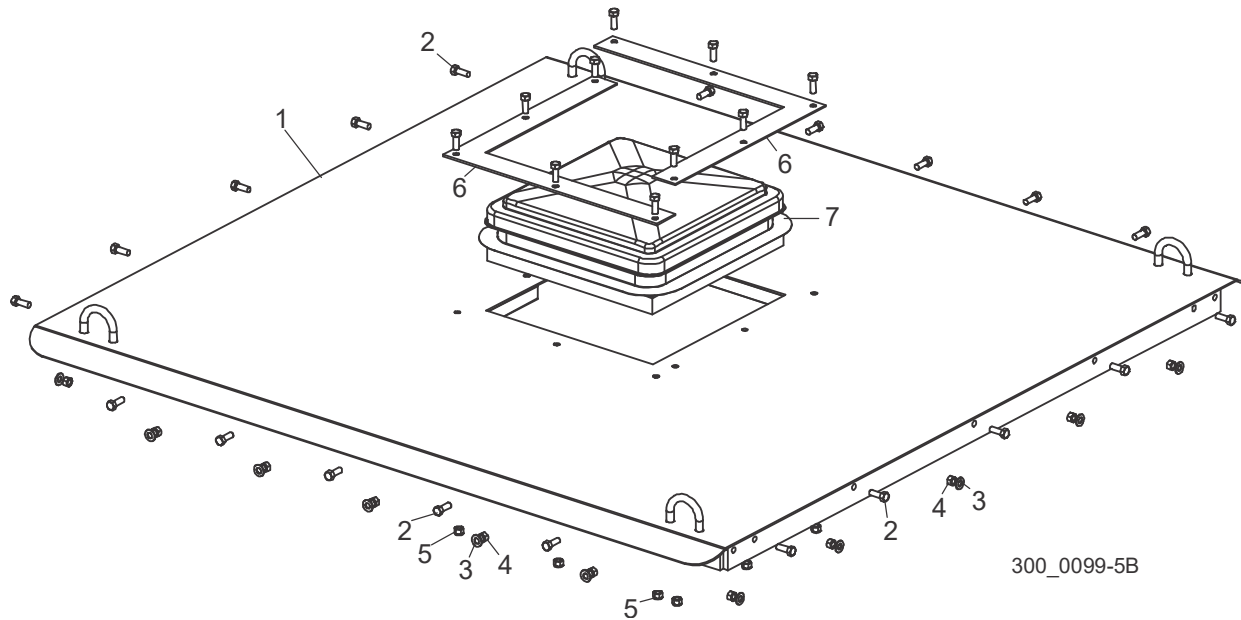
REF	PART #	DESCRIPTION	COMMENTS	QTY.
	036605	PANEL ASSEMBLY, CAB2 FRONT		1
1	036604	Panel Weldment, Cab2 Front		1
2	042631	Window, Cab Front		1
3	042630	Seal, Cab Front Window		1
4	F05007-1	Bolt, 3/8-16 x 3" Hex Head Full Thread		4
5	F05011-3	Washer, 3/8" SAE Flat		4
6	F05010-10	Nut, 3/8-16 Hex Nylon Lock		4
7	036590	PANEL, RIGHT LOWER		1
8	F05011-3	WASHER, 3/8" SAE FLAT		8
9	F05011-4	WASHER, 3/8" SPLIT LOCK		4
10	F05007-27	BOLT, 3/8-16 X 3/4" HEX HEAD		4
11	F05007-7	BOLT, 3/8-16 X 1" HEX HEAD		2
12	F05010-10	NUT, 3/8-16 HEX NYLON LOCK		2

12.5 Left Panel



REF	PART #	DESCRIPTION	COMMENTS	QTY.
	036588	PANEL ASSEMBLY, CAB2 LEFT		1
1	036587	Panel, Cab2 Left		1
2	042574	Window, Cab Left		1
3	042573	Seal, Cab Side Window		1
4	F05007-7	BOLT, 3/8-16 X 1" HEX HEAD		12
5	F05011-3	WASHER, 3/8" SAE FLAT		20
6	F05010-10	NUT, 3/8-16 HEX NYLON LOCK		8
7	F05010-25	NUT, 3/8-16 HEX LOCK		4

12.6 Roof



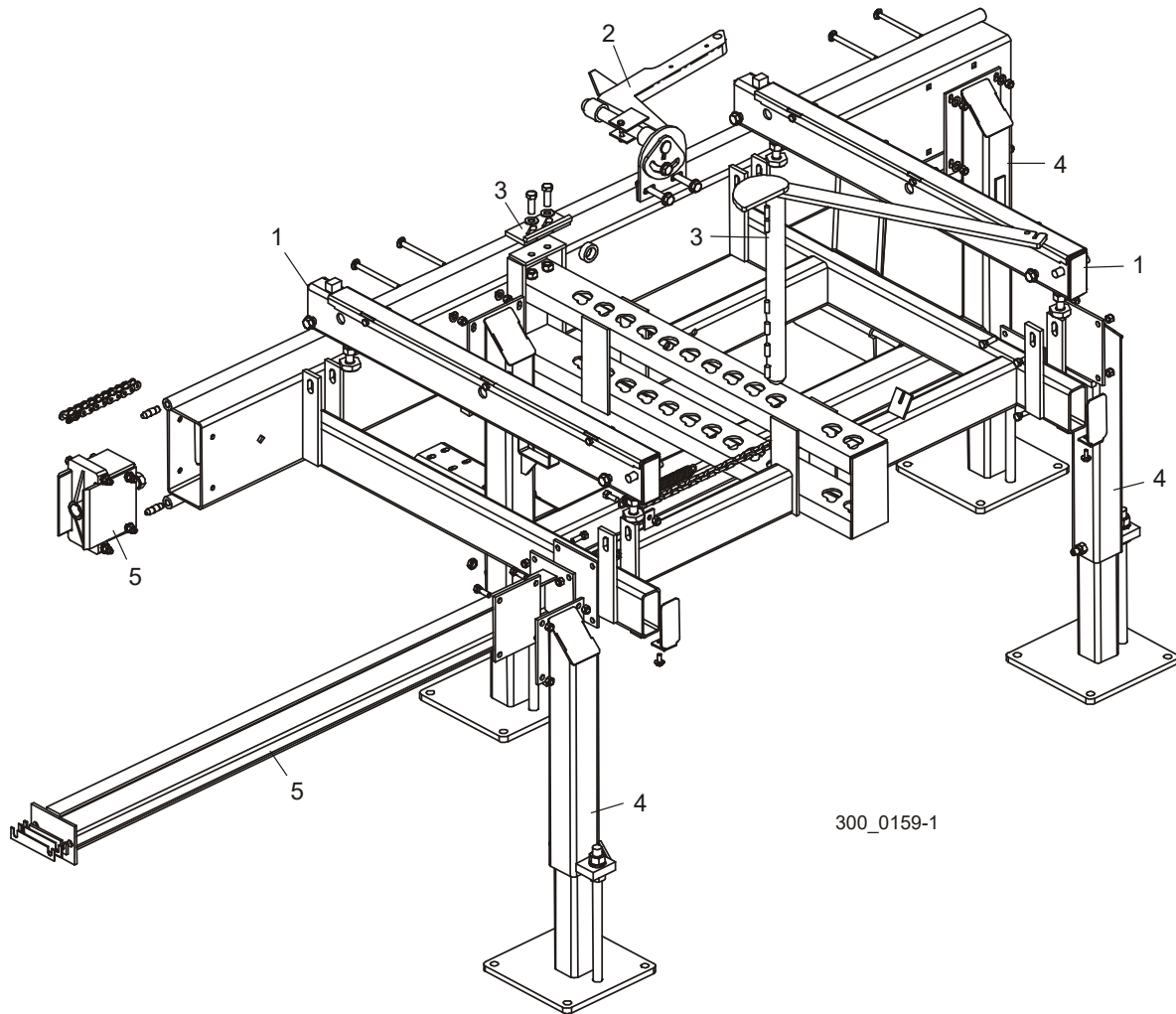
REF	PART #	DESCRIPTION	COMMENTS	QTY.
	042635	ROOF ASSEMBLY, CAB		1
1	042623	Roof Weldment, Cab		1
2	F05007-7	Bolt, 3/8-16 x 1" Hex Head		30
3	F05011-3	Washer, 3/8" SAE Flat		20
4	F05010-25	Nut, 3/8-16 Hex Lock		20
5	F05010-10	Nut, 3/8-16 Hex Nylon Lock		10
6	016866	Plate, Vent Mount		2
7	016867	Vent, Plastic Dome		1

13

Bed Extension Bed Extension Complete (BX6)

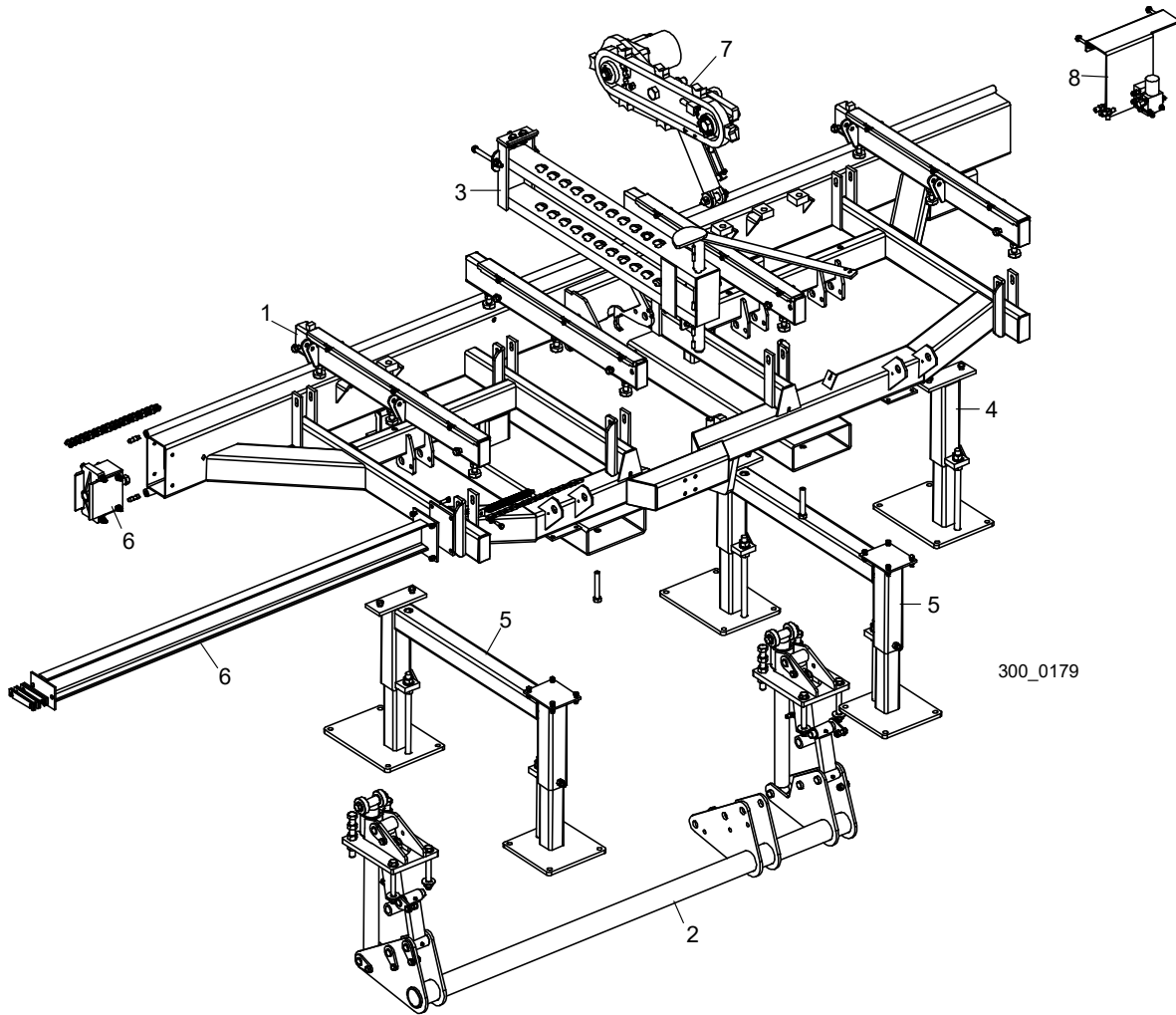
SECTION 13 BED EXTENSION OPTION

13.1 Bed Extension Complete (BX6)



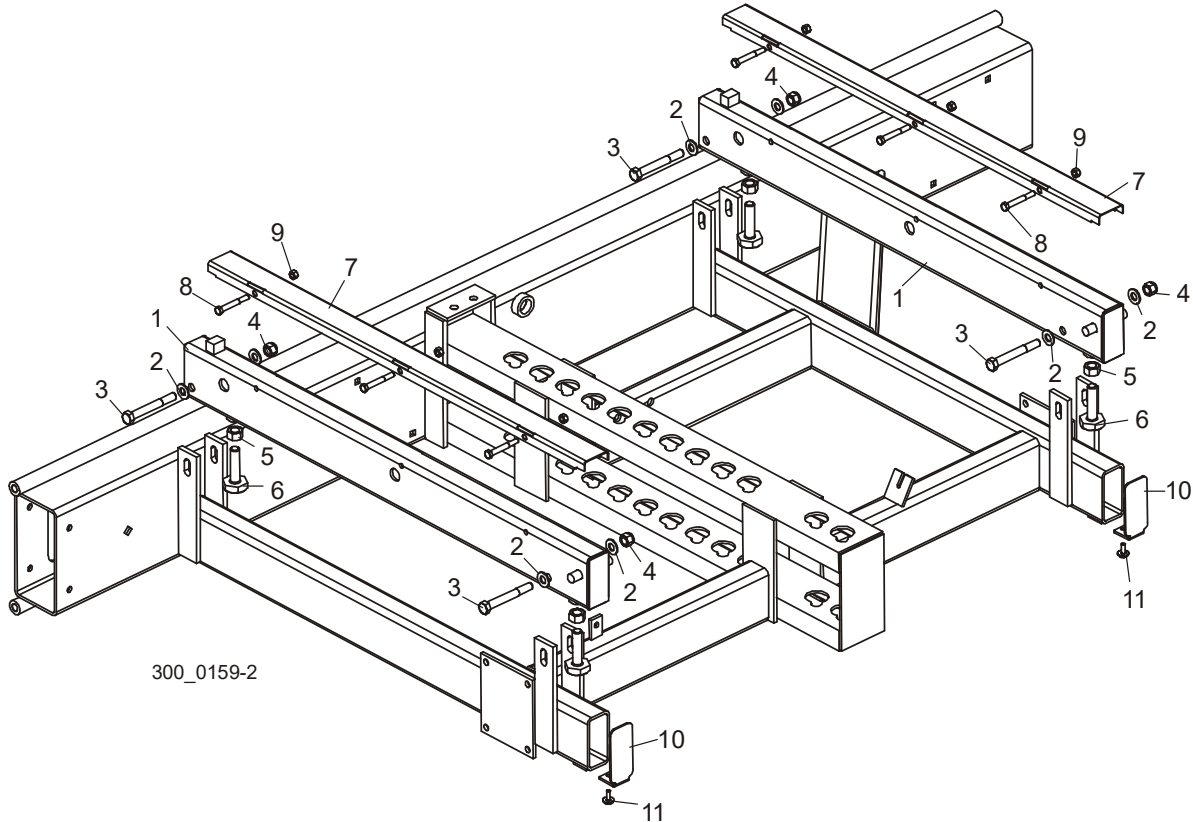
REF	PART #	DESCRIPTION	COMMENTS	QTY.
1		BED RAIL PARTS (See Section 13.3)		
2		SIDE SUPPORT PARTS (See Section 13.5)		
3		MANUAL LOG CLAMP PARTS (See Section 13.5)		
4		LEG PARTS (See Section 13.8)		
5		CONNECTION PARTS (See Section 13.7)		

13.2 Bed Extension Complete (BX10)



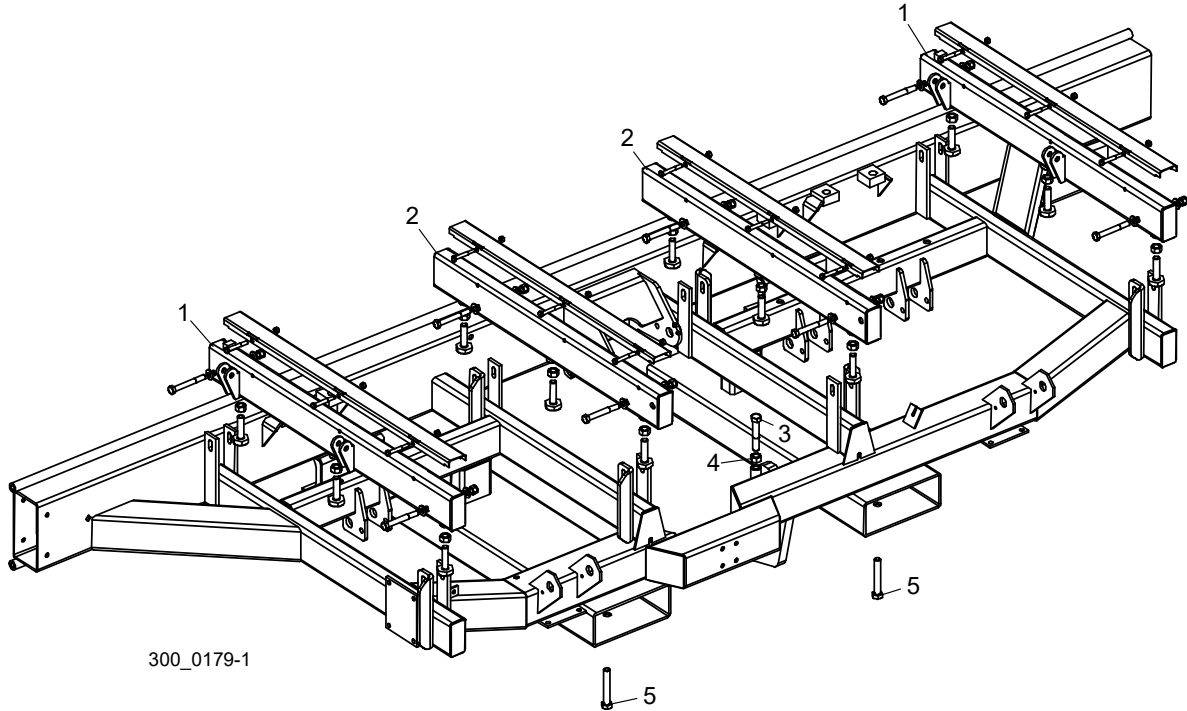
REF	PART #	DESCRIPTION	COMMENTS	QTY.
1		BED RAIL PARTS (See Section 13.4)		
2		SIDE SUPPORT PARTS (See Section 8.2)		
3		MANUAL LOG CLAMP PARTS (See Section 13.6)		
4		REAR LEG PARTS (See Section 7.6)		
5		FRONT/MIDDLE LEG PARTS (See Section 7.10)		
6		CONNECTION PARTS (See Section 13.8)		
7		HYDRAULIC LOG TURNER PARTS (See Section 8.4)		
8		HYDRAULIC FLOW CONTROL VALVE PARTS (See Section 13.9)		

13.3 Bed Rails (BX6)



REF	PART #	DESCRIPTION	COMMENTS	QTY.
	017760	RAIL ASSEMBLY, EXTENSION BED		2
1	017759	Tube Weldment, Bed Rail		1
2	F05011-2	Washer, 1/2" SAE Flat		4
3	F05008-78	Bolt, 1/2-13 x 4" Hex Head Grade 5		2
4	F05010-8	Nut, 1/2-13 Hex Nylon Lock		2
5	F05010-5	Nut, 5/8-11 Hex		2
6	S13006	Bolt, Bed Rail Adjustment		2
7	016898	Cover, 36 1/4" Stainless Bed Rail		1
8	F05006-10	Bolt, 5/16-18 x 2 1/2" Hex Head		3
9	F05010-6	Nut, 5/16-18 Hex Lock		3
10	038843	PLATE, 2X4 BED RAIL CAP		2
11	F05005-134	BOLT, 1/4-20 X 3/4" W/CONICAL WASHER HEAD		2

13.4 Bed Rails (BX10)

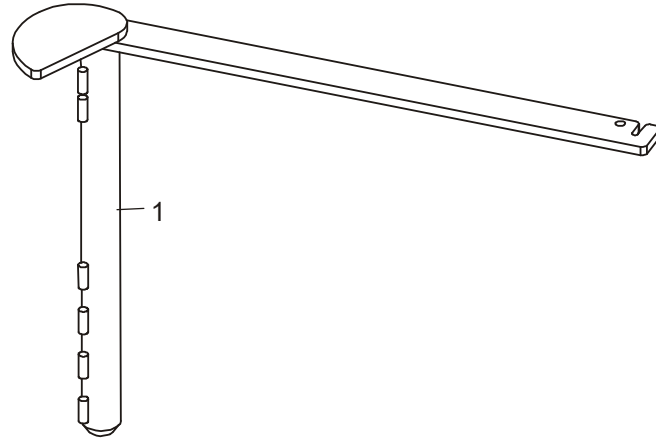
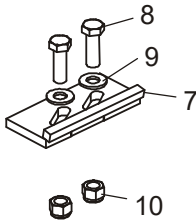


REF	PART #	DESCRIPTION	COMMENTS	QTY.
1		FRONT/REAR BED RAIL PARTS (See Section 7.2)		
2		MIDDLE BED RAIL PARTS (See Section 7.3)		
3	F05009-16	BOLT, 5/8-18 X 3 1/2" HEX HEAD FULL THREAD		1
4	F05010-50	NUT, 5/8-18 HEX		1
5	F05009-8	BOLT, 5/8-11 X 4" HEX HEAD FULL THREAD		2

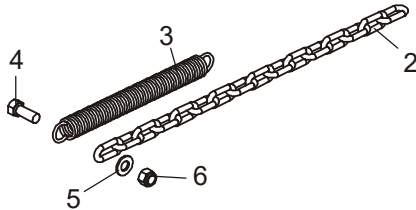
13

Bed Extension Manual Clamp (BX6)

13.5 Manual Clamp (BX6)

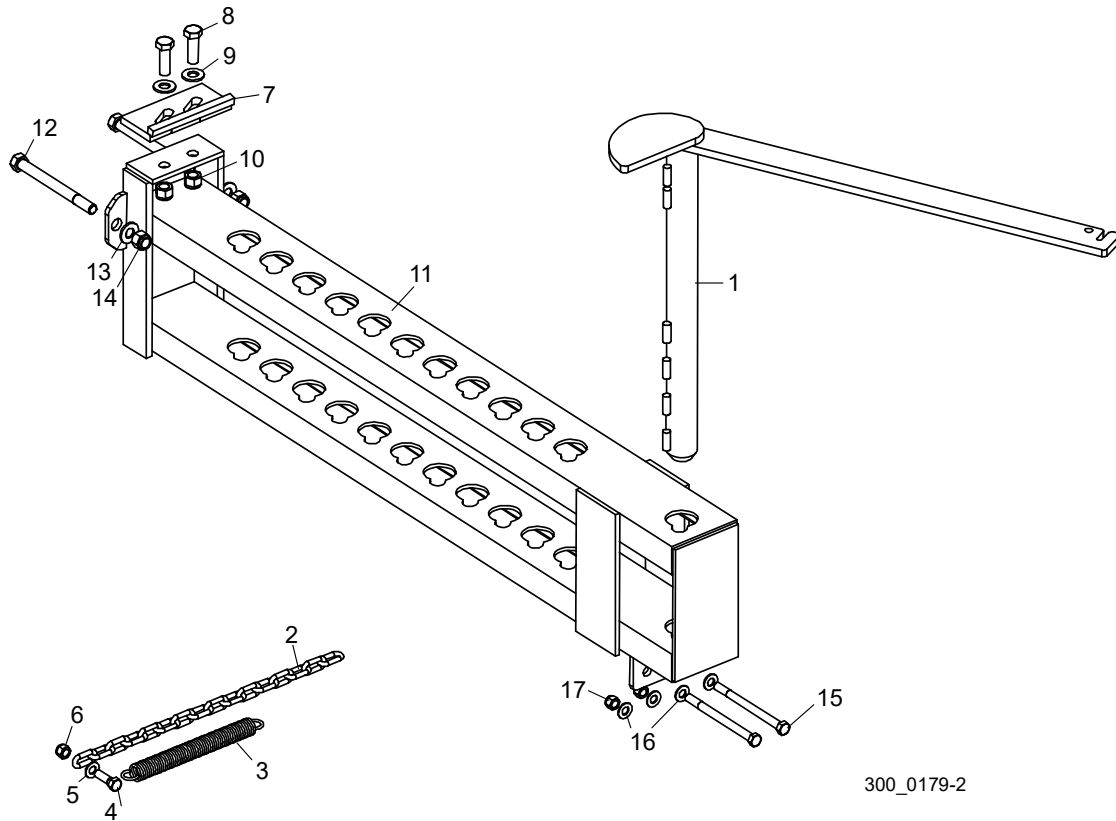


300_0159-4



REF	PART #	DESCRIPTION	COMMENTS	QTY.
1	W09412	CLAMP WELDMENT, MANUAL LOG		1
2	M04311	CHAIN, 3/16" X 67" ZINC PLATED		1
3	P09135	SPRING, 7/8" X 8 1/2" X 1/8" EXTENSION		1
4	F05007-7	BOLT, 3/8-16 X 1" HEX HEAD		1
5	F05011-3	WASHER, 3/8" SAE FLAT		1
6	F05010-10	NUT, 3/8-16 HEX NYLON LOCK		1
7	W09404	STOP WELDMENT, CLAMP		1
8	F05008-33	BOLT, 1/2-13 X 1 1/2" HEX HEAD GRADE 5		2
9	F05011-2	WASHER, 1/2" SAE FLAT		2
10	F05010-8	NUT, 1/2-13 HEX NYLON LOCK		2

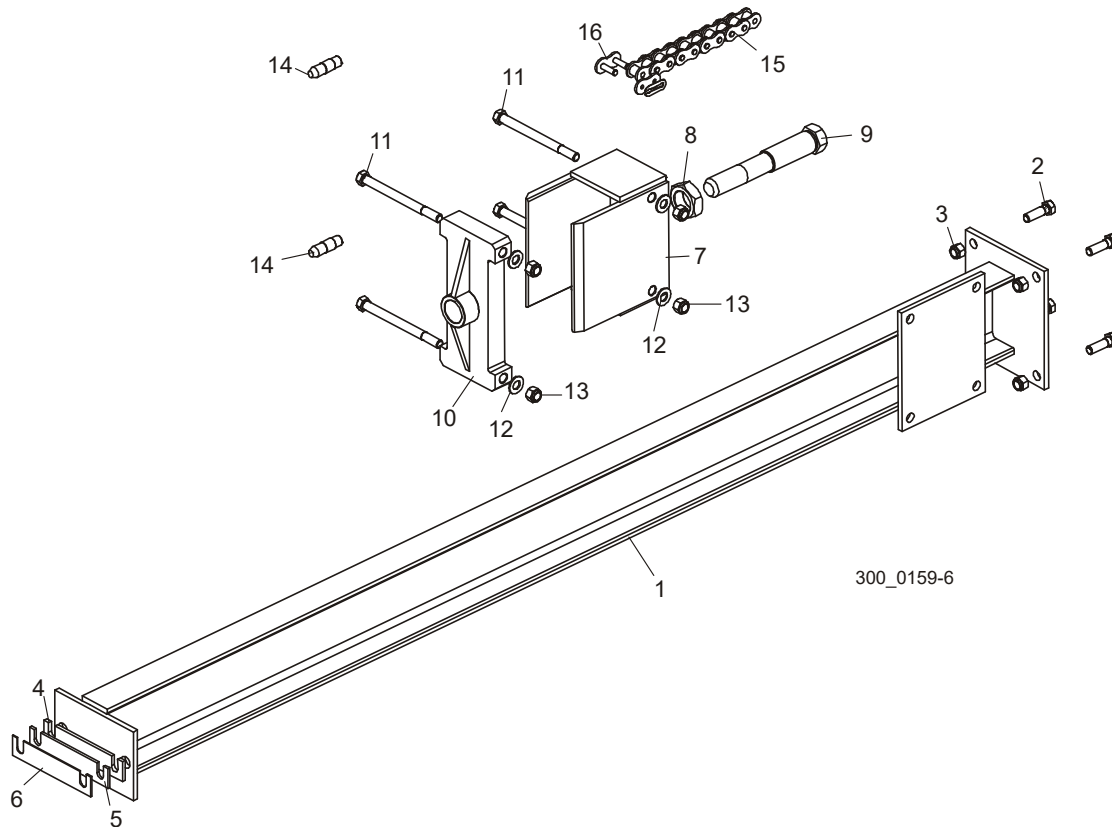
13.6 Manual Clamp (BX10)



300_0179-2

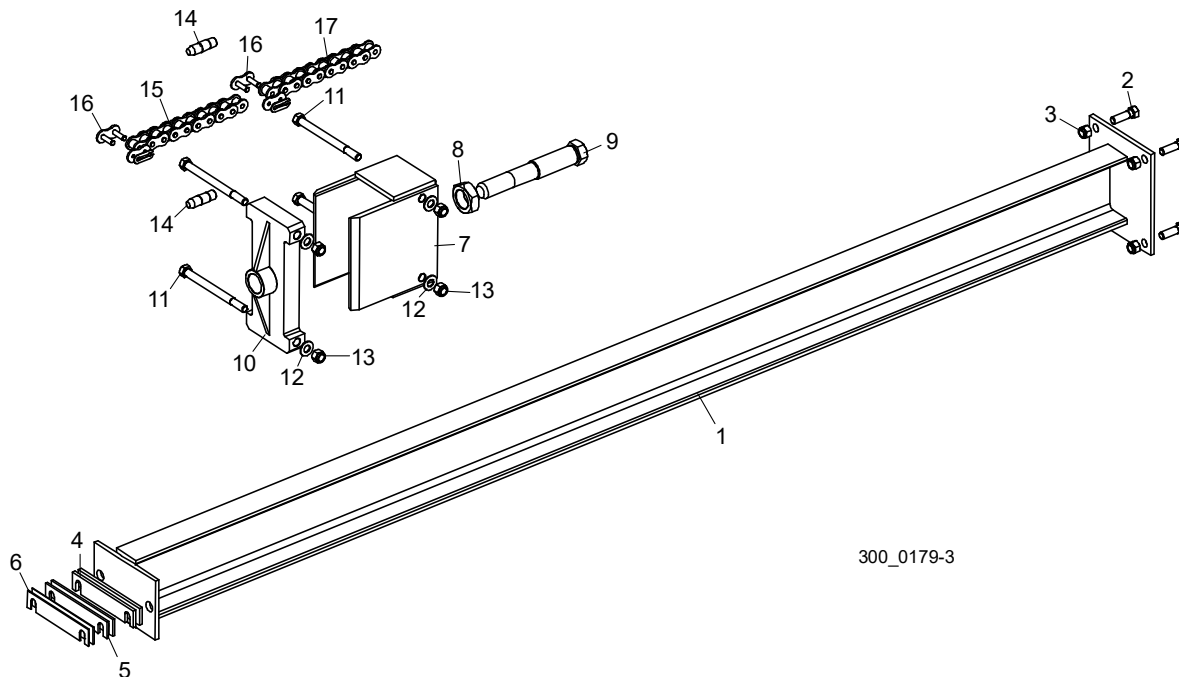
REF	PART #	DESCRIPTION	COMMENTS	QTY.
1	W09412	CLAMP WELDMENT, MANUAL LOG		1
2	M04311	CHAIN, 3/16" X 67" ZINC PLATED		1
3	P09135	SPRING, 7/8" X 8 1/2" X 1/8" EXTENSION		1
4	F05007-7	BOLT, 3/8-16 X 1" HEX HEAD		1
5	F05011-3	WASHER, 3/8" SAE FLAT		1
6	F05010-10	NUT, 3/8-16 HEX NYLON LOCK		1
7	W09404	STOP WELDMENT, CLAMP		1
8	F05008-33	BOLT, 1/2-13 X 1 1/2" HEX HEAD GRADE 5		2
9	F05011-2	WASHER, 1/2" SAE FLAT		2
10	F05010-8	NUT, 1/2-13 HEX NYLON LOCK		2
11	007122	CHANNEL WELDMENT, LOG CLAMP BOLT-ON		1
12	F05008-28	BOLT, 1/2-13 X 5 1/2" HEX HEAD GRADE 5		2
13	F05011-2	WASHER, 1/2" SAE FLAT		2
14	F05010-8	NUT, 1/2-13 HEX NYLON LOCK		2
15	F05007-5	BOLT, 3/8-16 X 5" HEX HEAD		2
16	F05011-3	WASHER, 3/8" SAE FLAT		4
17	F05010-10	NUT, 3/8-16 HEX NYLON LOCK		2

13.7 Connection Hardware (BX6)



REF	PART #	DESCRIPTION	COMMENTS	QTY.
1	006596	BRACE WELDMENT, BX6		1
2	F05007-2	BOLT, 3/8-16 X 1 1/4" HEX HEAD		4
3	F05010-10	NUT, 3/8-16 HEX NYLON LOCK		4
4	S12025-7	SHIM, 7 GAUGE BEDX		2
5	S12025-11	SHIM, 11 GAUGE BEDX		2
6	S12025-16	SHIM, 16 GAUGE BEDX		2
	017700	BOX ASSEMBLY, BEDX CONNECTION		1
7	017695	Box Weldment, BedX Connection		1
8	F05010-172	Nut, 1-14 Left Hand Hex Jam		1
9	017690	Screw, BedX Connection		1
10	017699	Plate Weldment, BedX Connection		1
11	F05007-109	Bolt, 3/8-16 x 4 3/4" Hex Head Grade 5		4
12	F05011-13	Washer, 3/8" SAE Flat		4
13	F05010-10	Nut, 3/8-16 Hex Nylon Lock		4
14	017689	PIN, BEDX CONNECTING		2
15	017840	CHAIN, #60 X 70 1/2"		1
16	042398	LINK, #60 MASTER		1

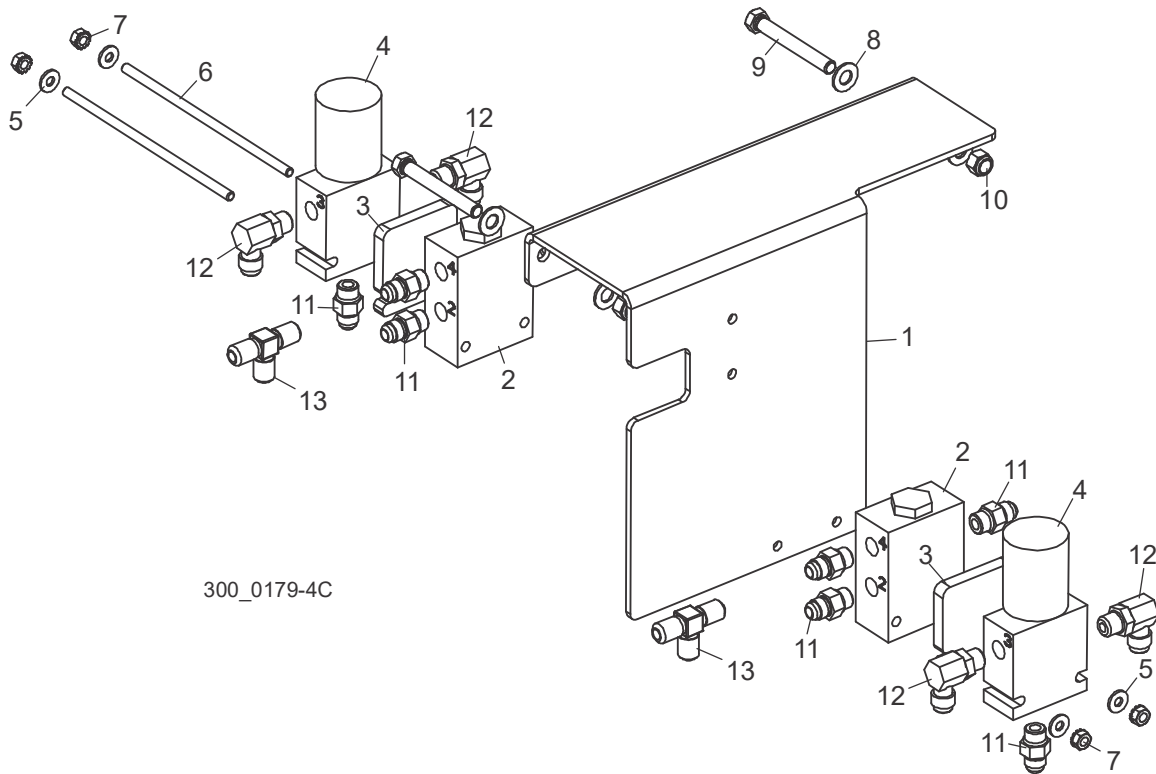
13.8 Connection Hardware (BX10)



300_0179-3

REF	PART #	DESCRIPTION	COMMENTS	QTY.
1	007130	BRACE WELDMENT, BX10		1
2	F05007-2	BOLT, 3/8-16 X 1 1/4" HEX HEAD		4
3	F05010-10	NUT, 3/8-16 HEX NYLON LOCK		4
4	S12025-7	SHIM, 7 GAUGE BEDX		2
5	S12025-11	SHIM, 11 GAUGE BEDX		2
6	S12025-16	SHIM, 16 GAUGE BEDX		2
	017700	BOX ASSEMBLY, BEDX CONNECTION		1
7	017695	Box Weldment, BedX Connection		1
8	F05010-172	Nut, 1-14 Left Hand Hex Jam		1
9	017690	Screw, BedX Connection		1
10	017699	Plate Weldment, BedX Connection		1
11	F05007-109	Bolt, 3/8-16 x 4 3/4" Hex Head Grade 5		4
12	F05011-13	Washer, 3/8" SAE Flat		4
13	F05010-10	Nut, 3/8-16 Hex Nylon Lock		4
14	017689	PIN, BEDX CONNECTING		2
15	017840	CHAIN, #60 X 70 1/2"		1
16	042398	LINK, #60 MASTER		2
17	017641	CHAIN, #60 X 49 1/2"		1

13.9 Hydraulic Flow Control Valve (BX10)



REF	PART #	DESCRIPTION	COMMENTS	QTY.
	007501	VALVE ASSEMBLY, HYDRAULIC BX10 FLOW CONTROL		1
1	007272	Plate, Flow Divider Valve Mount		1
2	007588	Valve, Hydraulic Flow Divider		2
3	007271	Plate, Flow Divider Valve Spacer		2
4	007589	Valve, 24VDC Hydraulic Flow Diverter		2
5	F05011-11	Washer, 1/4" SAE Flat		4
6	008950	Screw, 1/4-20 x 6 1/2" Socket Head		2
7	F05010-9	Nut, 1/4-20 Hex Nylon Lock		4
8	F05011-3	Washer, 3/8" SAE Flat		4
9	F05007-1	Bolt, 3/8-16 x 3" Hex Head Full Thread		2
10	F05010-10	Nut, 3/8-16 Hex Nylon Lock		2
11	014687	Fitting, 3/8" O-Ring x 3/8" JIC		8
12	P12704	Fitting, #6 SAE x 3/8" JIC Elbow		4
13	015487	Fitting, 3/8" JIC Tee		2

INDEX

B

- bed extension
 - bed rails (BX10) 13-4
 - bed rails (BX6) 13-3
 - complete BX10 13-2
 - complete BX6 13-1
 - connection hardware (BX10) 13-8
 - connection hardware (BX6) 13-7
 - hydraulic flow control (BX10) 13-9
 - manual clamp (BX10) 13-6
 - manual clamp (BX6) 13-5
- bed frame
 - bed rail (middle) 7-3
 - bed rail #1 7-1
 - bed rail #2 7-2
 - bed rail #4 7-4
 - bed rail #5 7-5
 - cable carrier 7-16
 - leg (#2 & #5) 7-9, 7-10
 - leg (#3 & #4) 7-11, 7-12
 - leg (front & rear) 7-6, 7-7
 - wireway 7-14
- blade guide arm 2-17, 2-19
- blade guides
 - block kit 2-2
 - drive side assembly 2-11, 2-14
 - idle side assembly 2-4, 2-7
 - idle side roller 2-1, 2-2
 - roller/block kit 2-1
- blade wheels
 - brake actuator & strap 3-8
 - drive side 3-4, 3-6
 - idle side w/brake 3-3

C

- cab option 12-1
 - front panel 12-6
 - left panel 12-8
 - rear panel 12-2
 - right panel 12-4
 - roof 12-9

D

- drive assembly
 - blade motor 3-10
- drive shaft 3-1

E

- electrical harnesses & cables 9-8

H

- hydraulics
 - hoses 8-22
 - log clamp 8-9
 - log loader 8-1
 - log turner 8-7
 - pump & tank 8-14
 - side support (middle) 8-5
 - side supports 8-3
 - taper set roller 8-19
 - taper set roller valve 8-21
 - toe board (front) 8-11
 - toe board (rear w/ramp) 8-13
 - toe board (rear) 8-12
 - valve 8-16

L

- lube system 9-1, 9-4
- lube system (optional pressure) 11-1

M

manuals 9-7

O

operator station

air supply 10-5

frame/rails/ladder 10-1

seat/joystick controls 10-3

P

pantograph 9-11

parts list

how to use 1-1

power feed

drive 6-5

feed chain/stops 6-7

lower track rollers 6-3

lower wireway 6-9

upper track rollers 6-1

S

saw head

blow-off assembly 4-5

board return 4-1

board return guide 4-2

covers 4-3

decals 4-9

head/air box 4-10

laser assembly 4-6

T

tools 9-6

U

up/down

ballscrew mount (middle) 5-7

ballscrew mount (top) 5-9

bearing rails 5-3

drive 5-4

head stop 5-10

mast pads/rollers 5-1

transducer 5-10