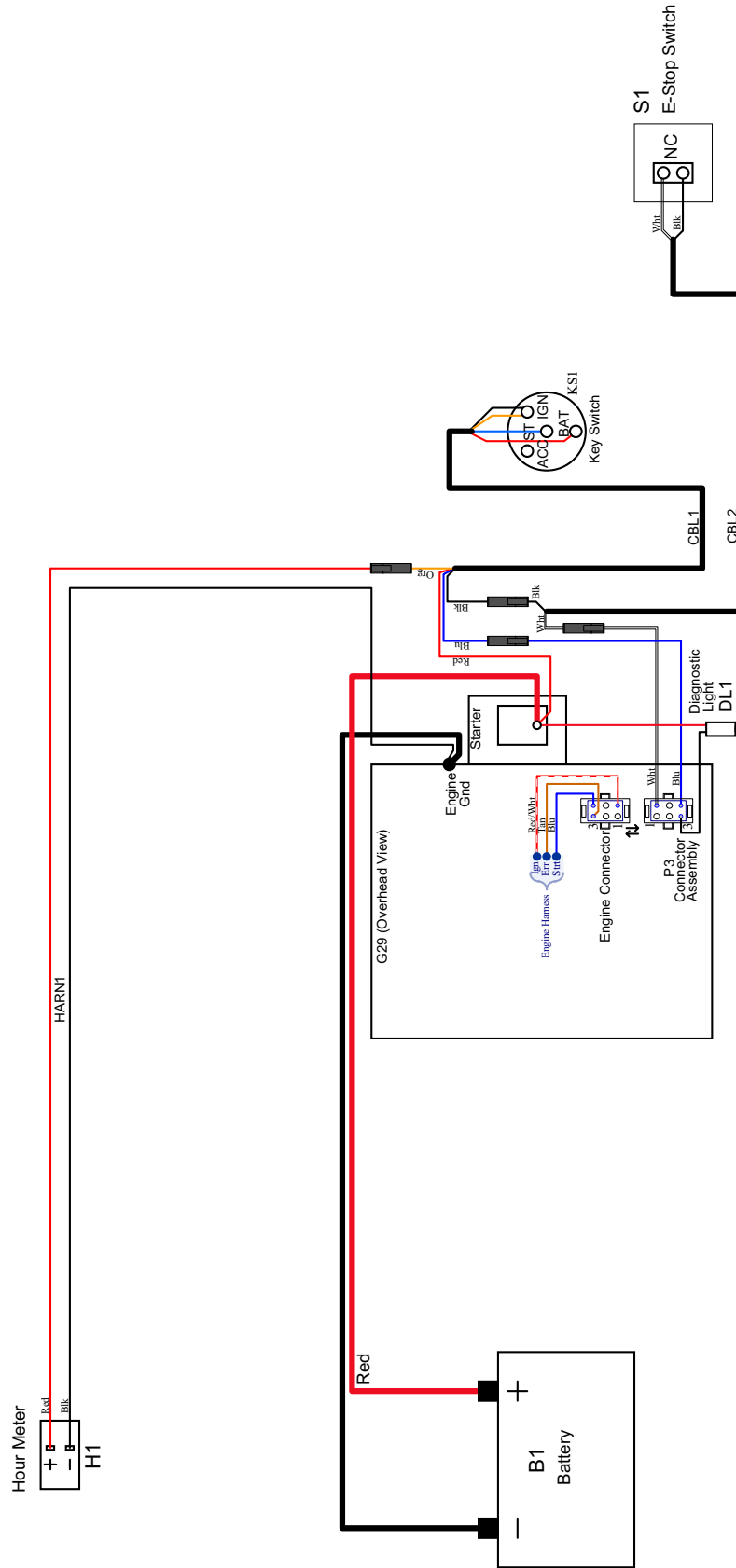
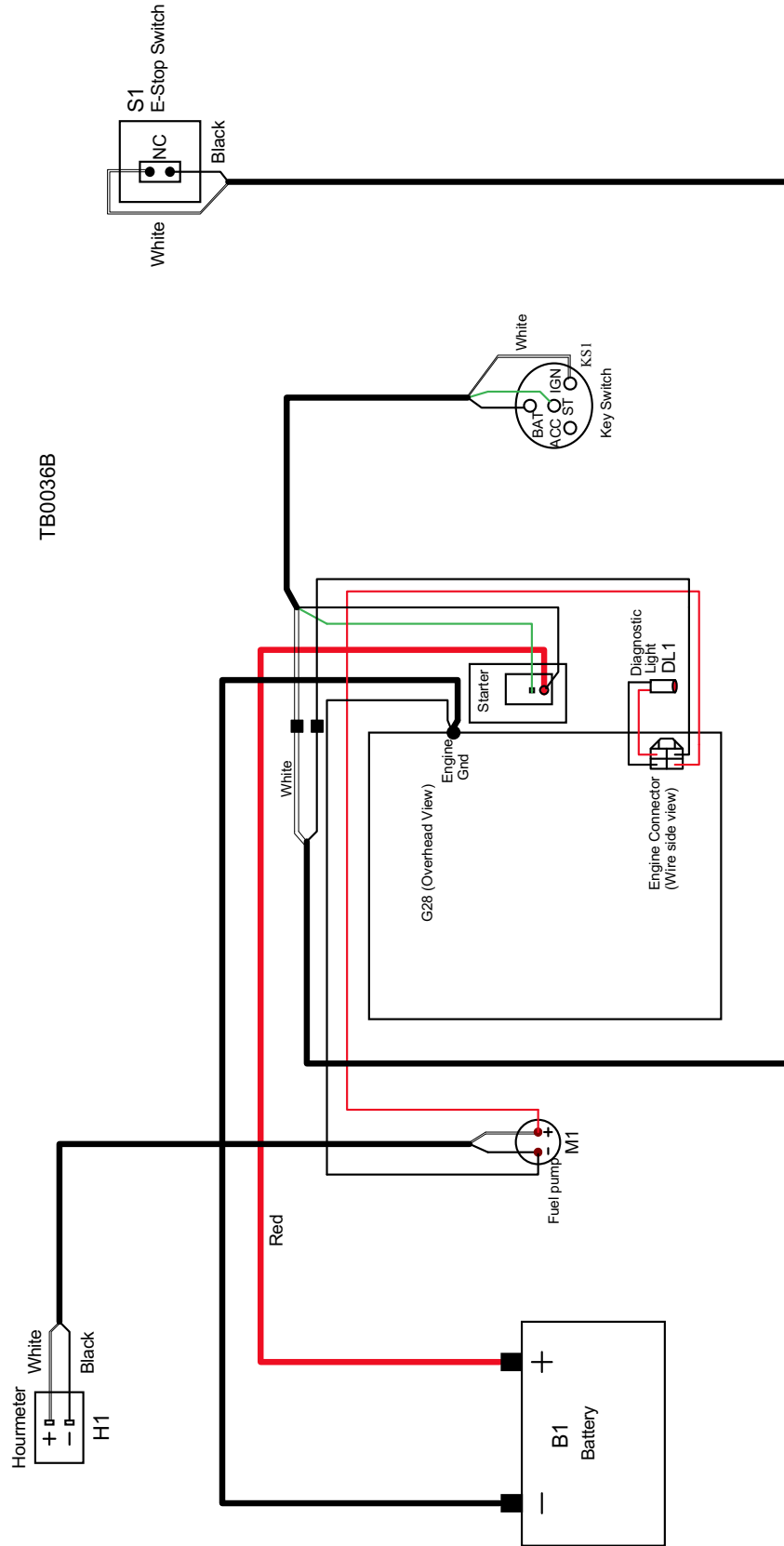


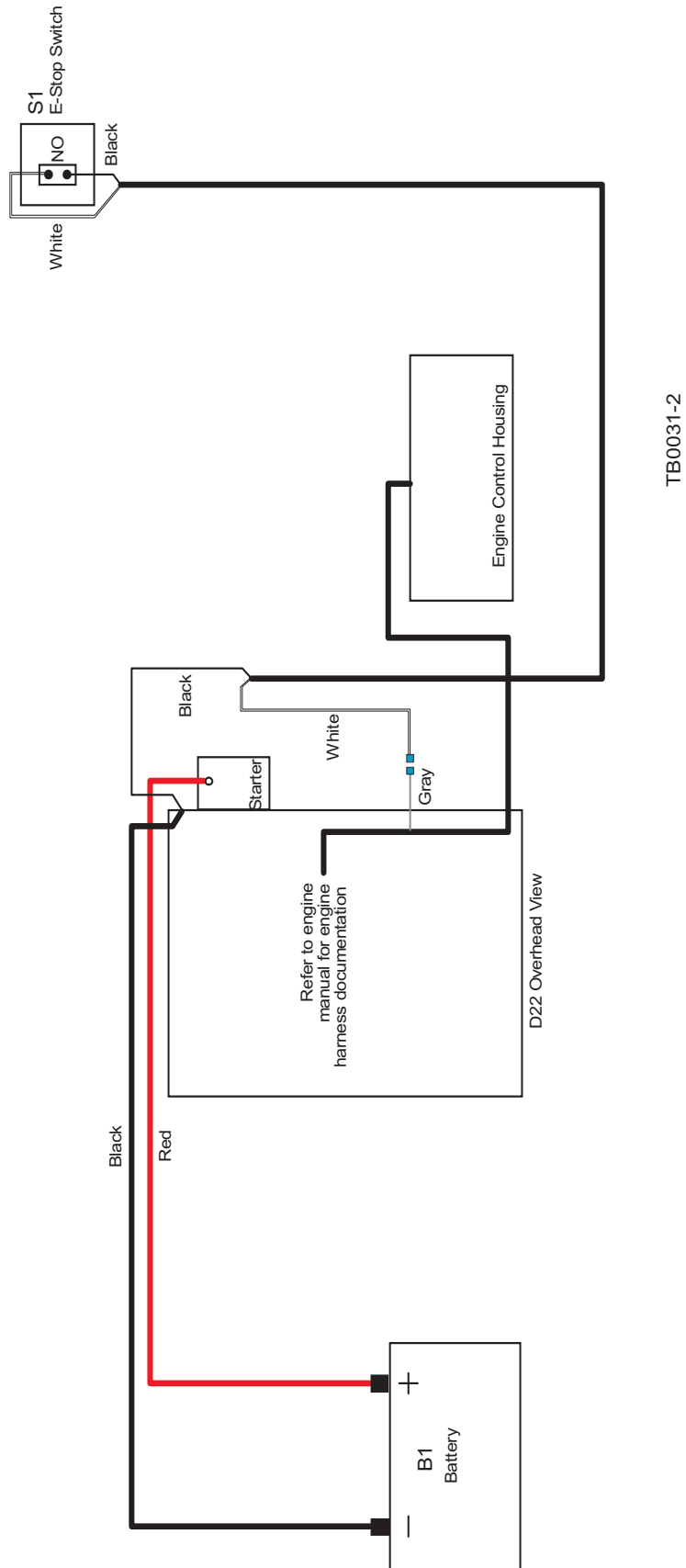
APPENDIX A ELECTRICAL INFORMATION

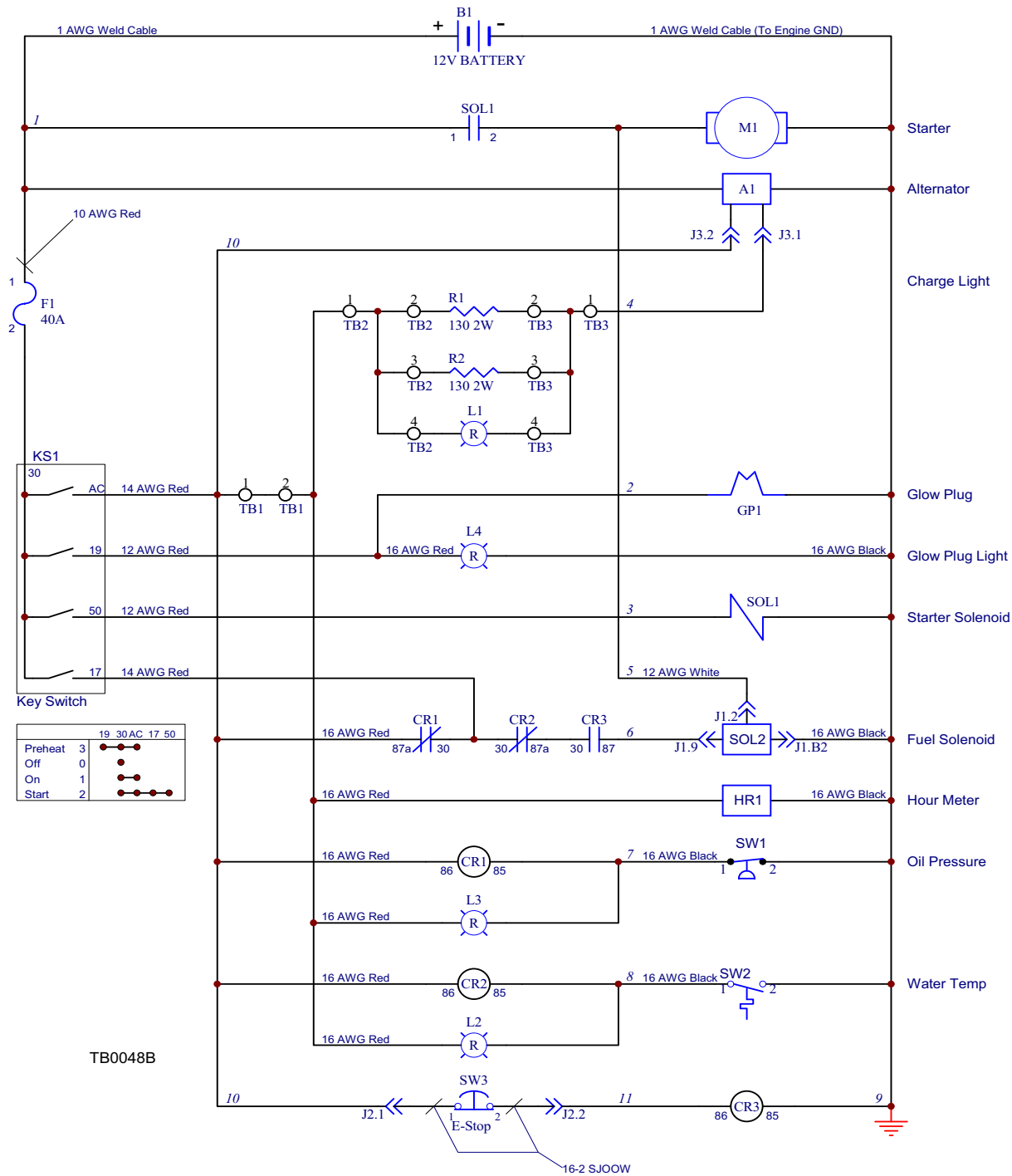
EG25	Rev. A1.00-A3.00
EG200G28/EG28	Rev. A3.00-A8.02
EG200D21/ED21	Rev. A6.01-B2.02
ED22	Rev. A1.05-A4.02
EG200D26/ED26	Rev. A3.01-A7.01
EG200EC15/EE15	Rev. A6.02+
EE15-C	Rev. A1.00-A6.02

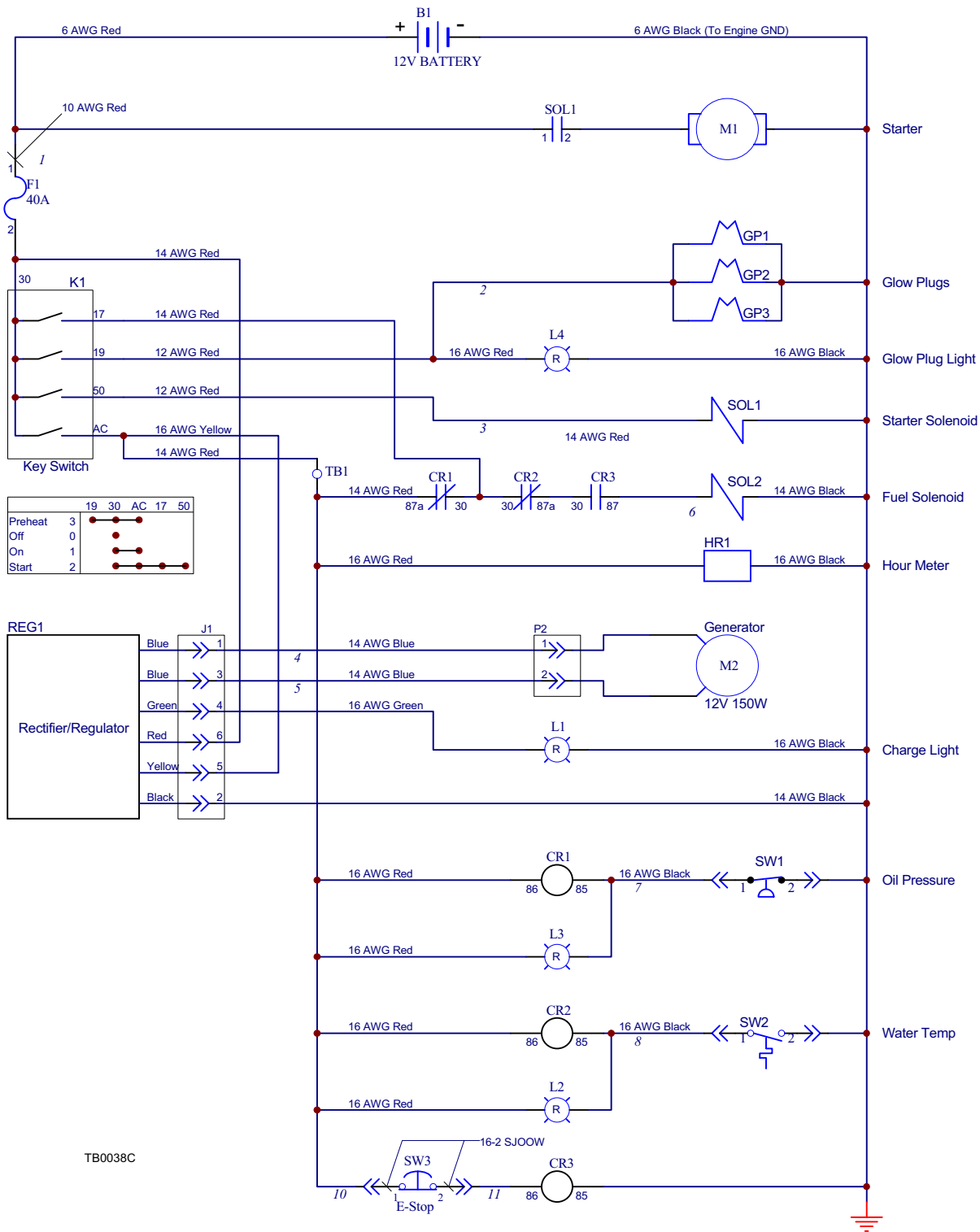


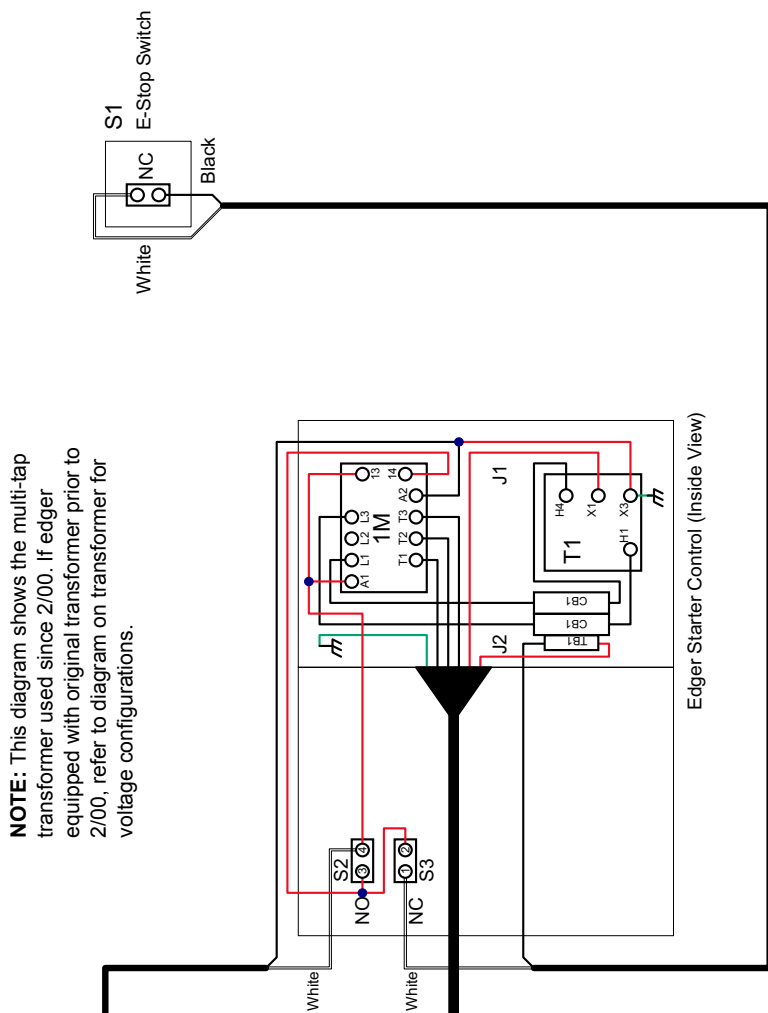
EG200G28/EG28 WIRING DIAGRAM (REV. A3.00 - A7.01)









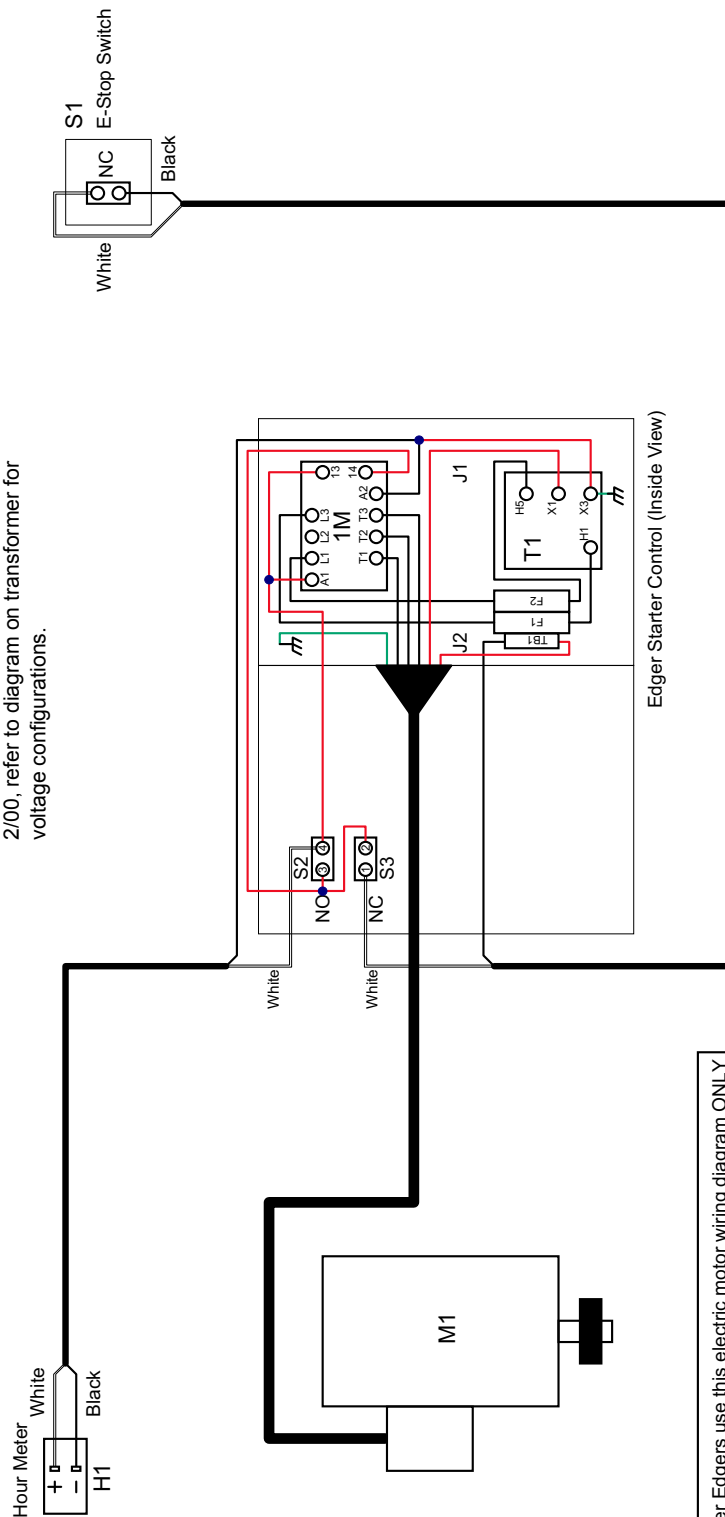


NOTE: This diagram shows the multi-tap transformer used since 2/00. If edger equipped with original transformer prior to 2/00, refer to diagram on transformer for voltage configurations.

TB0024F

For Wood-Mizer Edgers use this electric motor wiring diagram ONLY			
Low Voltage 208 thru 240	High Voltage 380 thru 480	High Voltage 575	Thermostat Leads
12 ● 10 ● 11 ● 7 ● 8 ● 9 ● 6 ● 4 ● 5 ● 1 ● 2 ● 3 ● T1 T2 T3	4 ● 7 ● 5 ● 8 ● 6 ● 9 ● 12 ● 10 ● 11 ● 1 ● 2 ● 3 ● T1 T2 T3	6 ● 4 ● 5 ● 1 ● 2 ● 3 ● T1 T2 T3	● J ● ● J1 ● J2

NOTE: This diagram shows the multi-tap transformer used since 2/00. If edger equipped with original transformer prior to 2/00, refer to diagram on transformer for voltage configurations.



TB0025D

For Wood-Mizer Edgers use this electric motor wiring diagram ONLY			
Low Voltage 208 thru 240	High Voltage 380 thru 480	High Voltage 575	Thermostat Leads
12 ● 10 ● 7 ● 8 ● 6 ● 4 ● 5 ● 1 ● 2 ● T1 T2 T3	4 ● 7 ● 5 ● 8 ● 6 ● 9 ● 12 ● 10 ● 11 ● 1 ● 2 ● 3 ● T1 T2 T3	6 ● 4 ● 5 ● 2 ● 3 ● 1 ● T1 T2 T3	J ● J ● J1 J2

Component List - EG25		
Item	Wood-Mizer Part No.	Description
B1	P09725-1	Battery, 12 Volt (See Battery Specifications - EG25/EG28/EG200G28)
H1	015401 ¹	Hour Meter, 12 Volt DC
S1	024575	Switch Assembly, Emergency Stop

¹ Was ENM Corp. #T14BH517BC9 (2/09).

Component List - EG200G28/EG28		
Item	Wood-Mizer Part No.	Description
B1	P09725-1	Battery, 12 Volt (See Battery Specifications - EG25/EG28/EG200G28)
DL1		Diagnostic Light, Kohler EFI System
H1	015401 ¹	Hour Meter, 12 Volt DC
KS1	P04350	Key Switch, 4-position (Accessory, Off, Ignition, Start)
M1	036508	Fuel Pump, Kohler EFI System
S1	024575	Switch Assembly, Emergency Stop

¹ Was ENM Corp. #T14BH517BC9 (2/09).

Component List - EG200D21/ED21		
Item	Wood-Mizer Part No.	Description
A1	044641	Alternator, 12V 150W
B1	P12315	Battery, 12 Volt (See Battery Specifications - ED21/ED22/ED26/EG200D21/EG200D26)
CR1	051335	Relay, Oil Pressure
CR2	051335	Relay, Water Temp
CR3	051335	Relay, E-Stop
GP1	044665	Glow Plug
HR1	015401 ¹	Hour Meter, 12 Volt DC
F1	024150-40	Fuse, 40A ATO Blade (Orange)
KS1	024378	Key Switch, Kubota Diesel
L1 - L4	E20482	Light, Red 12 Volt
M1	044650	Motor, Starter
R1-R2	E05619-131	Resistor, 130Ohm 2W
SOL1		Solenoid, Starter
SOL2	044656	Solenoid, Fuel Shutoff
SW1	044648	Switch, Oil Pressure Sensor
SW2	044655	Sender, Water Temp Sensor
SW3	024575	Switch Assembly, Emergency Stop

¹ Was ENM Corp. #T14BH517BC9 (2/09).

Component List - ED22		
Item	Wood-Mizer Part No.	Description
B1	P12315	Battery, 12 Volt (See Battery Specifications - ED21/ED22/ED26/EG200D21/EG200D26)
S1	024575	Switch Assembly, Emergency Stop

Component List - ED22		
Item	Wood-Mizer Part No.	Description
	024378	Key Switch, Kubota Diesel

Component List - EG200D26/ED26		
Item	Wood-Mizer Part No.	Description
B1	P12315	Battery, 12 Volt (See Battery Specifications - ED21/ED22/ED26/EG200D21/EG200D26)
CR1	051335	Relay, Oil Pressure
CR2	051335	Relay, Water Temp
CR3	051335	Relay, E-Stop
GP1 - GP3	046076	Glow Plug
HR1	015401 ¹	Hour Meter, 12 Volt DC
F1	024150-40	Fuse, 40A ATO Blade (Orange)
K1	024378	Key Switch, Kubota Diesel
L1 - L4	E20482	Light, Red 12 Volt
M1	046080	Motor, Caterpillar Starter #163-3361
M2		Alternator, 12V 150W
REG1		Rectifier/Regulator
SOL1		Solenoid, Starter
SOL2	046072	Solenoid, Fuel Shutoff
SW1	046077	Switch, Oil Pressure Sensor
SW2	046078	Switch, Water Temp Sensor
SW3	024575	Switch Assembly, Emergency Stop

¹ Was ENM Corp. #T14BH517BC9 (2/09).

Component List - EG200EC15/EE15		
Item	Wood-Mizer Part No.	Description
1M	053602 ¹	Contactora, 65A 3P 120VAC D-A Series
CB1	053102 ²	Breaker, 1/2A D-Curve UL489
H1	024586	Hour Meter, 115V 60Hz
M1	P11813	Motor, 15HP 3-Phase 50/60 Hz 3450RPM Custom (EE15)
S1	024575	Switch Assembly, Emergency Stop
S2	050554 ³	Button, Green Flush Operator
		Switch, Normally Open Contact
S3	050553 ⁴	Button, Red Extended Operator
		Switch, Normally Closed Contact
T1	024775 ⁵	Transformer, 150VA Multi-Tap
TB1	024893 ⁶	Block, Small Terminal

¹ DIN rail-mount contactor 053602 replaces panel-mount contactor 024583 originally supplied prior to 1/11 due to a change in vendor supply. Replacement of old-style contactor requires DIN rail 024474-3_25, two screws F05015-17, and two clamps E22707. Two 5/32" diameter holes in the mounting panel are required to mount DIN rail.

² Replaces (2) 1A 1P Curve D Breakers 024585 (CB1 and CB2) supplied until 8/13.

³ Telemecanique ZB2 components replaced by Square D ZB4 components 4/02. Kit 050554 replaces E23271 and e23279 originally supplied.

⁴ Telemecanique ZB2 components replaced by Square D ZB4 components 4/02. Kit 050553 replaces E23272 and e23280 originally supplied.

⁵ Replaces transformer E10217 discontinued by vendor 2/00. New transformer requires modification to insert panel S10212.

⁶ Replaces P12220 originally supplied prior to 7/03.

Component List - EE15-C		
Item	Wood-Mizer Part No.	Description
1M	053600 ¹	Contactora, 40A 3P 120VAC D-A Series
F1	E31338	Fuse, FNQ-R 1/2A
F2	E31338	Fuse, FNQ-R 1/2A
H1	024586	Hour Meter, 115V 60Hz
M1	P12552	Motor, 15HP 3-Phase 60 Hz 3450RPM 575V
S1	024575	Switch Assembly, Emergency Stop
S2	050554 ²	Button, Green Flush Operator
		Switch, Normally Open Contact
S3	050553 ³	Button, Red Extended Operator
		Switch, Normally Closed Contact
T1	024775 ⁴	Transformer, 150VA Multi-Tap
TB1	024893 ⁵	Block, Small Terminal

¹ DIN rail-mount contactor 053600 replaces panel-mount contactor E23293 originally supplied prior to 1/11 due to a change in vendor supply. Replacement of old-style contactor requires DIN rail 024474-3_25, two screws F05015-17, and two clamps E22707. Two 5/32" diameter holes in the mounting panel are required to mount DIN rail.

² Telemecanique ZB2 components replaced by Square D ZB4 components 4/02. Kit 050554 replaces E23271 and e23279 originally supplied.

³ Telemecanique ZB2 components replaced by Square D ZB4 components 4/02. Kit 050553 replaces E23272 and e23280 originally supplied.

⁴ Replaces transformer E23292. New transformer requires modification to insert panel S10212.

⁵ Replaces P12220 originally supplied prior to 7/03.

Battery Specifications - EG25/EG28/EG200G28							
Group No.	Type No.	Performance Level		Approximate Weight	Maximum Overall Dimensions		
		Cranking Performance	Reserve Capacity	Wet	Length	Width	Height
24	524MFD	535CC	90	35.5 lb. (16.1 kg)	10.25 in. (260 mm)	6.75 in. (171 mm)	9.0 in. (229 mm)

Battery Specifications - ED21/ED22/ED26/EG200D21/EG200D26							
Group No.	Type No.	Performance Level		Approximate Weight	Maximum Overall Dimensions		
		Cranking Performance	Reserve Capacity	Wet	Length	Width	Height
24	24M-7	875CC	120	45.0 lb. (20.41 kg)	10.75 in. (273 mm)	6.75 in. (171 mm)	9.875 in. (251 mm)