

Wood-Mizer®

Parts Manual

WM2500

rev.A1.01



Safety is our #1 concern! Read and understand all safety information and instructions before operating, setting up or maintaining this machine.

Form #2547

Table of Contents

Section-Page

SECTION 1	GENERAL INFORMATION	1-1
1.1	How To Use the Parts List.....	1-1
1.2	Sample Assembly	1-1
SECTION 2	BLADE GUIDE ASSEMBLIES	2-1
2.1	Blade Guide Arm (589889)	2-2
2.2	Blade Guide Assembly, Drive Side (589941)	2-4
2.3	Blade Guide Assembly, Idle Side (589933)	2-5
SECTION 3	BLADE WHEELS & TENSIONER	3-1
3.1	WM2500 Idle Blade Wheel	3-1
3.2	WM2500 Drive Blade Wheel	3-3
3.3	Hydraulic Blade Tensioner Assembly	3-4
3.4	Idle Side 2” Blade Wheel (582125)	3-6
3.5	2” Blade Drive Wheel (582126)	3-7
3.6	Drive Wheel Wiper Assembly (586105)	3-8
3.7	Idle Wheel Wiper Assembly (586100)	3-9
SECTION 4	SAW HEAD	4-1
4.1	Drive Belt Tensioner (AC)	4-1
4.2	Board Return Assembly	4-2
4.3	Blade Housing Covers	4-4
4.4	Sawdust Chute	4-5
4.5	Saw Head Rest Bracket (550058)	4-6
SECTION 5	MOTOR KIT	5-1
5.1	WM2500 Motor Kit	5-1
5.2	Switch Assembly (505711)	5-3
5.3	Saw Head Electric Box (603361)	5-4
SECTION 6	UP/DOWN SYSTEM	6-1
6.1	Up/Down Feed Drive Assembly w/ Covers	6-1
6.2	WM2500 Mast	6-2
6.3	Up/Down Rollers & Sprockets	6-4
6.4	WM2500 Up/Down Drive Assembly (593308)	6-6
SECTION 7	FEED SYSTEM & TRACK ROLLERS	7-1
7.1	Upper Track Rollers And Wipers	7-1
7.2	Power Feed Drive	7-3
7.3	Lower Track Rollers	7-5
7.4	Mast Proximity Sensor	7-6
7.5	Mast Bumper	7-7
7.6	Mast Stops (No. 093031)	7-8

Table of Contents

Section-Page

SECTION 8 BED FRAME ASSEMBLY 8-1

8.1	Front Hydraulic Hose Duct	8-1
8.2	Middle Hydraulic Hose Duct.....	8-2
8.3	Rear Hydraulic Hose Duct.....	8-3
8.4	Front Hydraulic Hose Duct	8-4
8.5	Rear Hydraulic Hose Guide	8-5
8.6	Bed Rail w/Cover	8-6
8.7	”H” Frame Support Set	8-8
8.8	WM4000 Bed Frame Support	8-9
8.9	Turner Reinforcing Bracket Support, ”H” Frame	8-10
8.10	Bed Rail Cover (Part No. 525563)	8-11
8.11	Bed Frame End Cover (Part No. 527381)	8-12
8.12	Cushion Spring Support Beam (Part No. 534747)	8-13
8.13	Leg Foot Set, LT H (No. 532226)	8-14
8.14	Main Tube Cover Assembly (Part No. 093052)	8-15
8.15	Board Removal Bumper Assembly (Part No. 534734)	8-16
8.16	Plate w/Roller, Board Removal Bumper (Part No. 534741)	8-18
8.17	Roller w/Rubber Covering (Part No. 534731)	8-19
8.18	Board Removal Bumper Roller (Part No. 534732)	8-20
8.19	Adjustable Belt Conveyor (Part No. 535018)	8-21
8.20	Conveyor Support Assembly (No. 535025)	8-22
8.21	Steering Plate (No. 536594)	8-23
8.22	Adjustable Belt Conveyor Table (No. 533490)	8-24
8.23	Idler Pulley (No. 533494)	8-25
8.24	Conveyor Drive Pulley Assembly (No. 535079)	8-26
8.25	Motoreducer w/Bracket (535062)	8-28

SECTION 9 WM2500 HYDRAULIC SYSTEM 9-1

9.1	Hose Kit, AH2 R ST Hydraulic	9-1
9.2	WM2500 Hydraulic Pump Assembly (589877)	9-2
9.3	Driven Log Levelling Rollers (528373 and 528375)	9-1
9.4	Shaft w/Drive (528374 and 528376)	9-3
9.5	Side Supports (508954)	9-5
9.6	Log Side Support (508630 & 508952)	9-6
9.7	Log Side Support (536103)	9-8
9.8	Chain Log Turner w/Bracket (526954)	9-10
9.9	Chain Log Turner (505614)	9-11
9.10	Main Log Clamp, WM4000 (531970)	9-13
9.11	Steel Block w/Bushings (521951)	9-15

SECTION 10 OPERATOR STAND 10-1

10.1	Frame, Rails, Ladder & Seat	10-1
10.2	Ladder (717323)	10-4
10.3	Seat Guide (593779)	10-5
10.4	Seat Assembly (589945)	10-6
10.5	WM2500 Remote Control Box (589940)	10-8
10.6	Control Panel (589926)	10-10

Table of Contents

Section-Page

SECTION 11 MISCELLANEOUS

11-1

11.1	WM2500 Blade Lube System	11-1
11.2	WM2500 Pantograph (594077)	11-3

SECTION 1 GENERAL INFORMATION

1.1 How To Use the Parts List

- Use the index above to locate the assembly that contains the part you need.
- Go to the appropriate section and locate the part in the illustration.
- Use the number pointing to the part to locate the correct part number and description in the table.
- Parts shown indented under another part are included with that part.
- Parts marked with a diamond (◆) are only available in the assembly listed above the part.

See the sample table below. Sample Part #A01111 includes part F02222-2 and subassembly A03333. Subassembly A03333 includes part S04444-4 and subassembly K05555. The diamond (◆) indicates that S04444-4 is not available except in subassembly A03333. Subassembly K05555 includes parts M06666 and F07777-77. The diamond (◆) indicates M06666 is not available except in subassembly K05555.

1.2 Sample Assembly				
REF.	DESCRIPTION (◆ Indicates Parts Available In Assemblies Only)	PART #	QTY	
	Sample Assembly, Complete (Includes All Indented Parts Below)	A01111	1	
1	Sample Part	F02222-22	1	
	Sample Subassembly (Includes All Indented Parts Below)	A03333	1	
2	Sample Part (◆ Indicates Part Is Only Available With A03333)	S04444-4	1	◆
	Sample Subassembly (Includes All Indented Parts Below)	K05555	1	
3	Sample Part (◆ Indicates Part Is Only Available With K05555)	M06666	2	◆
4	Sample Part	F07777-77	1	

To Order Parts:

- From Europe call our European Headquarters and Manufacturing Facility in Kolo, Poland at **+48-63-2626000**. From the continental U.S., call our toll-free Parts hotline at **1-800-525-8100**. Have your customer number, vehicle identification number, and part numbers ready when you call. From other international locations, contact the Wood-Mizer distributor in your area for parts.

Office Hours:

Country	Monday - Friday	Saturday	Sunday
Poland	7-15	Closed	Closed
US	8 a.m.- 5 p.m.	8 a.m.- 12 p.m.	Closed

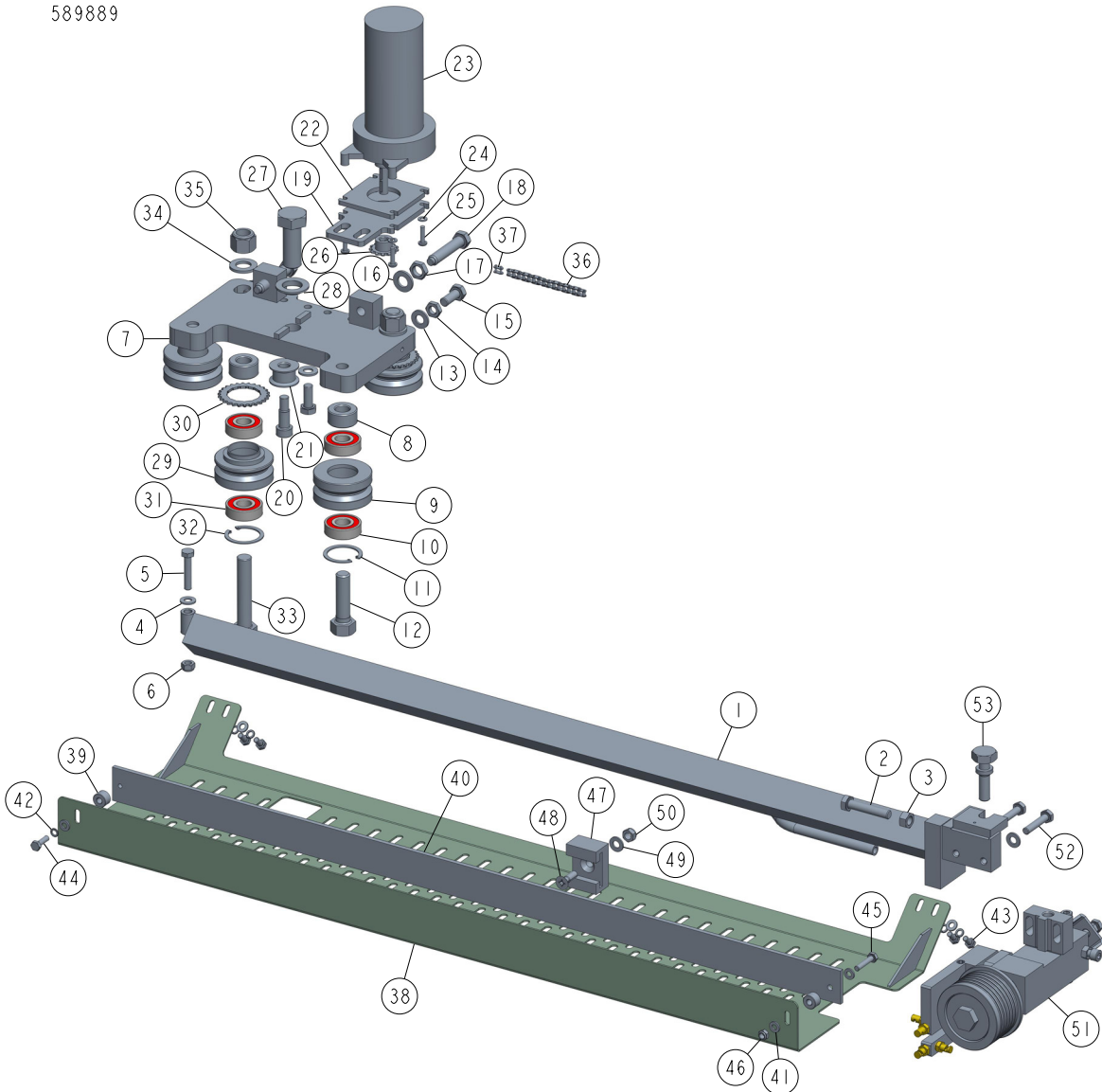


CAUTION! It is strongly recommended that only original spare parts be used.

SECTION 2 BLADE GUIDE ASSEMBLIES

2.1 Blade Guide Arm (589889)

589889_001
589889

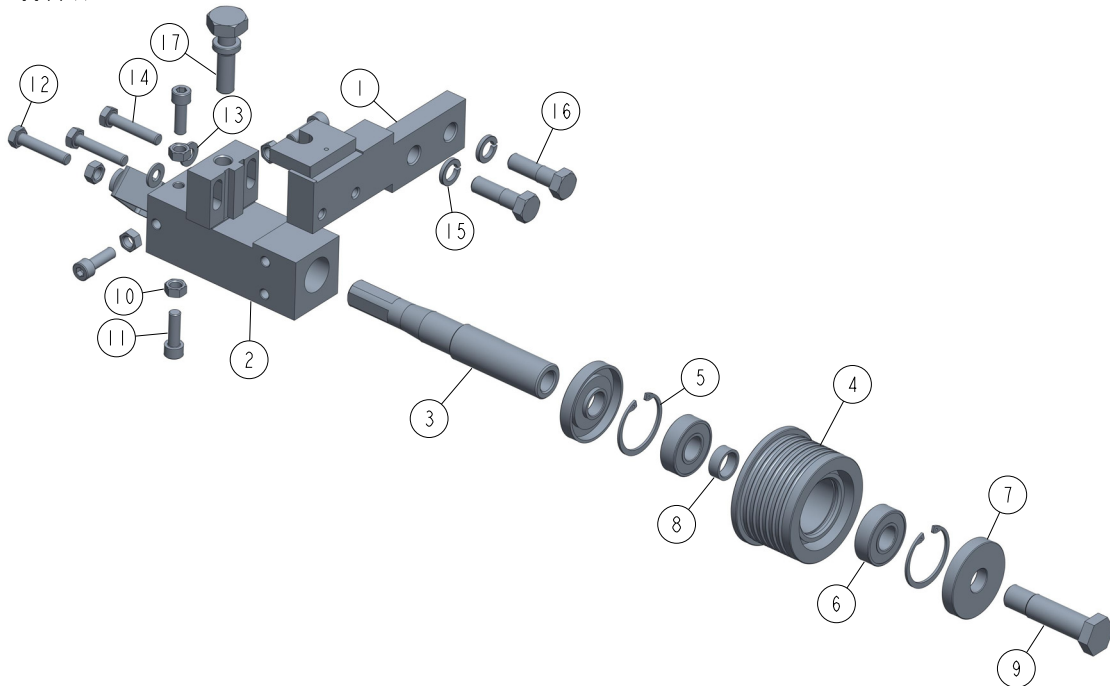


REF	DESCRIPTION (◆ indicates parts available in assemblies only)	PART #	QTY
-	BLADE GUIDE ARM, WM2500	589889	1
1	ARM WELDMENT, BLADE GUIDE	589887-1	1
2	BOLT M10X50 HH ZC FT 8.8 DIN 933	F81003-4	1
3	NUT M10 ZC 8 DIN 934	F81033-3	1
4	WASHER, 8.4 FLAT ZINC	F81054-1	3
5	BOLT, M8X40-8.8 HEX HEAD FULL THREAD ZIN	F81002-15	1
6	NUT, M8-8-B HEX NYLON ZINC LOCK	F81032-2	1
7	PLATE WELDMENT, BLADE GUIDE ARM ZINC-PLA	090800-1	1
8	BUSHING, 16/32-16 ZINC-PLATED	090804-1	4
-	ROLLER ASSY, B/G IDLER	042543	2
9	ROLLER, 2 1/2 V-GROOVE	042536	1
10	BEARING, 5/8X1.7548X.4724	P06030-1	2
11	RING, 1.575 INTERNAL BEVELED RETAINING	F04254-8	1

REF	DESCRIPTION (◆ indicates parts available in assemblies only)	PART #	QTY	
12	BOLT, 5/8-18X2 1/4 HH GRADE 5	F05009-80	2	
13	WASHER, 10.5 FLAT ZINC	F81055-1	4	
14	NUT, M10-8-B ZINC HEX	F81033-6	2	
15	BOLT, M10X25 8.8 HEX HEAD FULL THREAD ZI	F81003-31	4	
16	WASHER, 13 FLAT ZINC	F81056-1	2	
17	NUT, M12X1.25-8 HEX THIN ZINC	F81034-5	2	
18	SCREW, M12X1.25X60-33H HEX SET ZINC W/FU	F81004-52	2	
19	PLATE, BLADE GUIDE MOTOR MOUNT	090803-1	1	
20	BOLT, 12/M10X20 12.9 ISO7379 SHOULDER (F81003-68	2	
21	ROLLER, CHAIN GUIDE	090801	2	
22	PLATE, SPACER	090802-1	1	
-	MOTOR ASSEMBLY, 24V 60RPM GEAR	035659	1	
23	MOTOR, 24V 1/15HP GEAR	033119	1	
24	WASHER, 5.3 FLAT ZINC	F81052-1	4	
25	BOLT, #10-32X3/4 CRS1 PH	F05004-38	4	
26	SPROCKET, Z=13 (CHAIN #25)	710895	1	
27	BOLT, M20X1.5X50-8.8-B HEX HEAD FULL THR	F81007-2	1	
28	WASHER, DIN 6319-21C SPHERICAL (GOMA)	F81059-6	1	
-	ROLLER ASSY, B/G DRIVE	042542	2	
-	ROLLER ASSY, B/G PRESSED DRIVE	042541	1	
29	ROLLER, 2.5 V-GROOVE DRIVE	042535	1	
30	SPROCKET, #25 CHAIN 26 TOOTH	S09931	1	
31	BEARING, 5/8X1.7548X.4724	P06030-1	2	
32	RING, 1.575 INTERNAL BEVELED RETAINING	F04254-8	1	
33	BOLT, 5/8-18X3 1/4 HHC GRADE 5	F05009-98	2	
34	WASHER, 17 FLAT ZINC	F81058-1	2	
35	NUT, 5/8-18 NYLON ZINC LOCK	F05010-71	2	
-	CHAIN, BLADE GUIDE ARM DRIVE	093805	1	
36	CHAIN, #25X92 PITCHES B/G.	042443	2	
37	LINK, 25 MASTER	P09983	2	
-	GUARD, LT70 BLADE - COMPLETE	525483	1	
38	GUARD WELDMENT, LT70 BLADE	525480-1	1	
39	BUSHING, 6.5/16-10.5	525463-1	2	
40	BAR, LT70 BLADE GUARD	524272	1	
41	WASHER, 6.4 FLAT ZINC	F81053-1	7	
42	WASHER, 6.1 SPLIT LOCK ZINC	F81053-3	5	
43	BOLT, M6X12-8.8 HEX HEAD FULL THREAD ZIN	F81001-7	4	
44	BOLT, M6X20 8.8 HEX HEAD FULL THREAD ZIN	F81001-2	1	
45	BOLT, M6X30-8.8 HEX HEAD FULL THREAD	F81001-13	1	
46	NUT, M6-8-B HEX NYLON ZINC LOCK	F81031-2	1	
47	BRACKET, BLADE GUIDE ARM GUIDE	088305	1	
48	BOLT, M8X25 PAN HEAD ZINC	F81002-51	1	
49	WASHER, 8.4 FLAT ZINC	F81054-1	1	
50	NUT, M8-8-B HEX NYLON ZINC LOCK	F81032-2	1	
51	ROLLER, BLADE GUIDE 3' See Section 2.3	589933	1	
52	BOLT, M8X40 DIN933 A2-70 STAINLESS STEEL	F81002-28	2	
53	BOLT, BLADE GUIDE ADJUSTMENT (ZINC-PL.)	506552-1	1	

2.2 Blade Guide Assembly, Drive Side (589941)

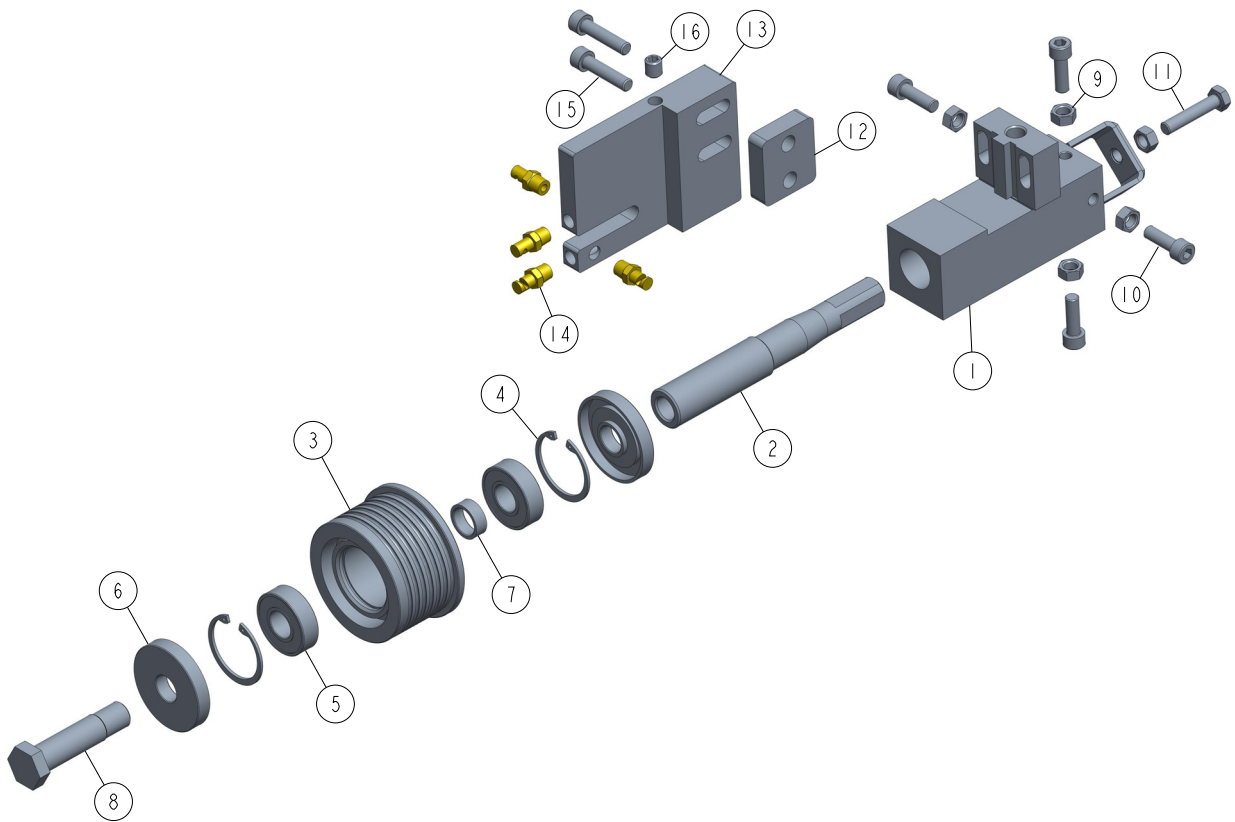
589941_001
589941



REF	DESCRIPTION (◆ indicates parts available in assemblies only)	PART #	QTY
-	BLADE GUIDE ASSEMBLY, DRIVE SIDE	589941	1
1	BLOCK, BLADE GUIDE MOUNT ZINC-PLATED	593952-1	1
-	3" ROLLER, BLADE GUIDE	589936	1
2	BLOCK, LOWER PAD MOUNT ZINC-PLATED	589931-1	1
3	PEIN, ROLLER	589932-1	1
-	ROLLER, BLADE GUIDE W/SHAFT	718873	1
4	ROLLER, BLADE GUIDE	718874	1
5	RING, W40 INSIDE RETAINING	F81090-3	2
6	BEARING, 6203-2RS (FAG, SKF, NACHI) ROLL	087966	2
7	PLATE WELDMENT, ROLLER	538078-1	2
8	BUSHING, 17.1/22-33	718875-1	1
9	SHAFT, 3" BLADE GUIDE ROLLER	718876	1
10	NUT, M8 DIN 934 A2-70 STAINLESS STEEL	F81032-7	5
11	SCREW, M8X25-8.8 HEX SOCKET HEAD CAP ZI	F81002-21	4
12	BOLT, M8X40-8.8 HEX HEAD FULL THREAD ZIN	F81002-15	1
13	WASHER, 8.4 FLAT ZINC	F81054-1	2
14	BOLT, M8X40 DIN933 A2-70 STAINLESS STEEL	F81002-28	2
15	WASHER, Z12 2 SPLIT LOCK ZINC	F81056-2	2
16	BOLT, M12X40-8.8 HEX HEAD ZINC	F81004-1	2
17	BOLT, BLADE GUIDE ADJUSTMENT (ZINC-PL.)	506552-1	1

2.3 Blade Guide Assembly, Idle Side (589933)

589933_001
589933

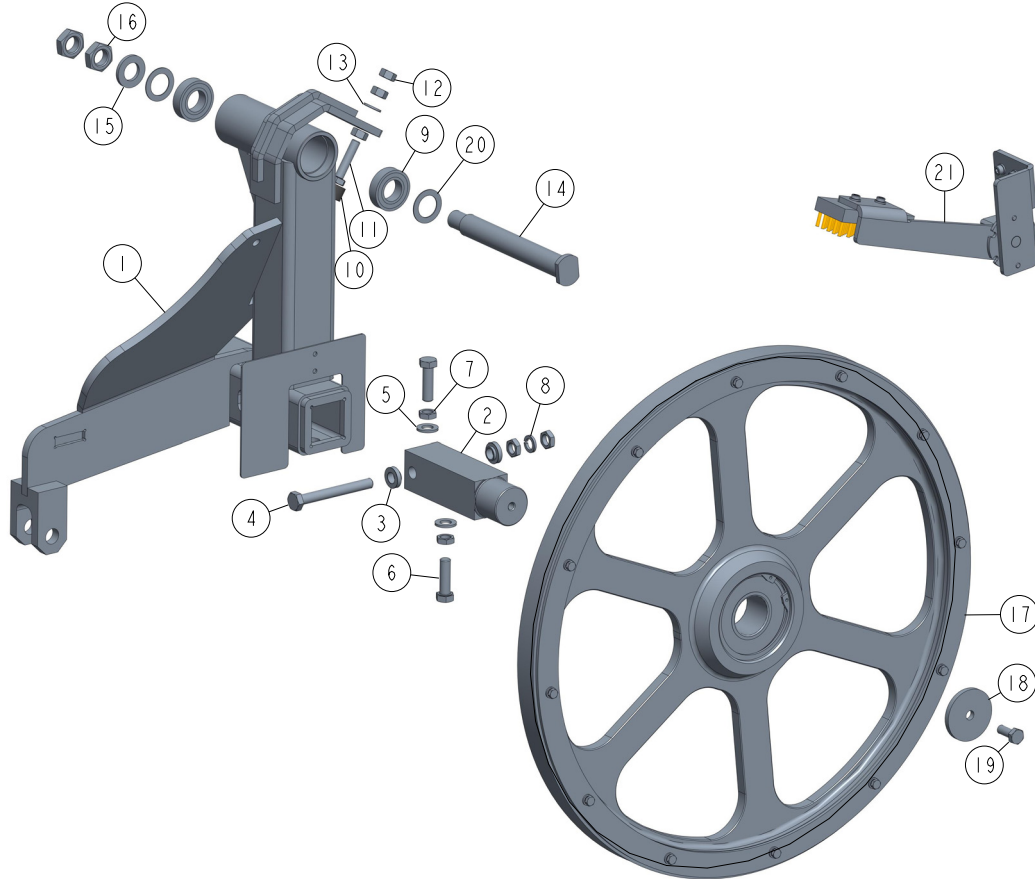


REF	DESCRIPTION (◆ indicates parts available in assemblies only)	PART #	QTY
-	BLADE GUIDE ASSEMBLY, IDLE SIDE 3"	589933	1
1	BLOCK, LOWER PAD MOUNT ZINC-PLATED	589931-1	1
2	PIN, 3" ROLLER	589932-1	1
-	ROLLER, 2" BLADE GUIDE W/SHAFT	718873	1
3	ROLLER, 2" BLADE GUIDE	718874	1
4	RING, W40 INSIDE RETAINING	F81090-3	2
5	BEARING, 6203-2RS (FAG, SKF, NACHI) ROLL	087966	2
6	PLATE WELDMENT, ROLLER	538078-1	2
7	BUSHING, 17.1/22-33	718875-1	1
8	SHAFT, 3" BLADE GUIDE ROLLER	718876	1
9	NUT, M8 DIN 934 A2-70 STAINLESS STEEL	F81032-7	5
10	SCREW, M8X25-8.8 HEX SOCKET HEAD CAP ZI	F81002-21	4
11	BOLT, M8X40-8.8 HEX HEAD FULL THREAD ZIN	F81002-15	1
12	SPACER, BLOCK-ROLLER	589935-1	1
13	BLOCK, NOZZLE MOUNTING ZINC-PLATED	589934-1	1
14	NOZZLE, BLADE LUBE SPRAY	033479	4
15	SCREW M8X35 SHCS ZC 8.8 DIN 912 ISO 476	F81002-58	2
16	SCREW, M10X12-45H ZINC-PLATED SET	F81003-46	1

SECTION 3 BLADE WHEELS & TENSIONER

3.1 WM2500 Idle Blade Wheel

WM2500ME30U_MANUAL_003
WM2500ME30U_MANUAL



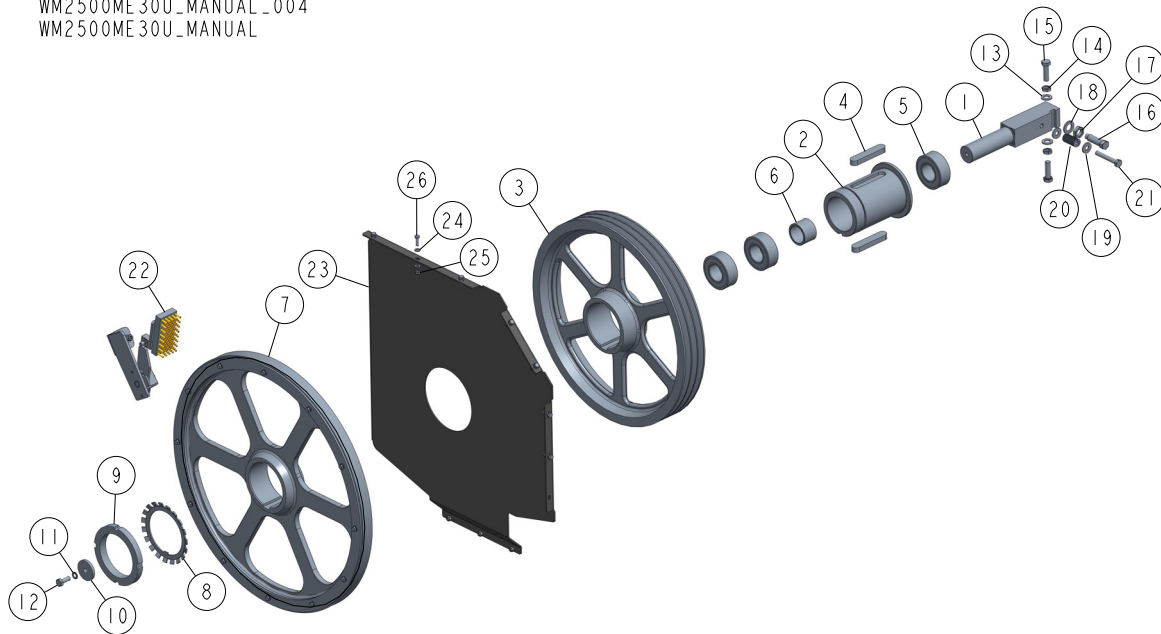
REF	DESCRIPTION (◆ indicates parts available in assemblies only)	PART #	QTY
-	ARM WELDMENT, IDLE SIDE BLADE WHEEL W/LEVER	600316	1
1	ARM WELDMENT, IDLE SIDE BLADE WHEEL W/LEVER	600315-1	1
2	SHAFT, IDLE SIDE BLADE WHEEL	088474	1
3	BUSHING, 12.8/23.8-8.6 16-3.3 ZINC-PLAT	086769-1	2
4	BOLT, M12X1.25X100-8.8 HEX HEAD FULL THR	F81004-41	1
5	WASHER, 13 FLAT ZINC	F81056-1	2
6	BOLT, M12X1.25X40-8.8 HEX HEAD FULL THRE	F81004-42	2
7	NUT, M12X1.25-8 THIN ZINC	F81034-5	4
8	WASHER, Z12.2 SPLIT LOCK ZINC	F81056-2	1
9	BEARING, 6005 2RS PN-85/M-86100	089652	2
-	BUMP STOP, RUBBER	089147	1
10	CAP, BUMPER RUNNER NO 646	089083	1
11	BOLT, M10X45-8.8 HEX HEAD FULL THREAD ZI	F81003-3	1
12	NUT, M10-8 HEX JAM	F81033-3	3
13	WASHER, 10.5 FLAT ZINC	F81055-1	1
14	PIN WELDMENT, PIVOT	535310	1
15	WASHER, 21 FLAT ZINC	F81059-2	1
16	NUT, M20 ISO 4035 THIN ZINC	F81037-9	2

3**BLADE WHEELS & TENSIONER***WM2500 Idle Blade Wheel*

REF	DESCRIPTION (◆ indicates parts available in assemblies only)	PART #	QTY	
17	BLADE WHEEL, 2" IDLE SIDE - COMPLETE See Section 3.4	582125	1	
18	WASHER, IDLE BLADE WHEEL RETAINING	088957-1	1	
19	BOLT, M10X25 8.8 HEX HEAD FULL THREAD	F81003-31	1	
20	WASHER, SPACER ZINC-PLATED	503164-1	2	
21	WIPER ASSEMBLY, BLADE WHEEL See Section 3.6	586105	1	

3.2 WM2500 Drive Blade Wheel

WM2500ME30U_MANUAL_004
WM2500ME30U_MANUAL

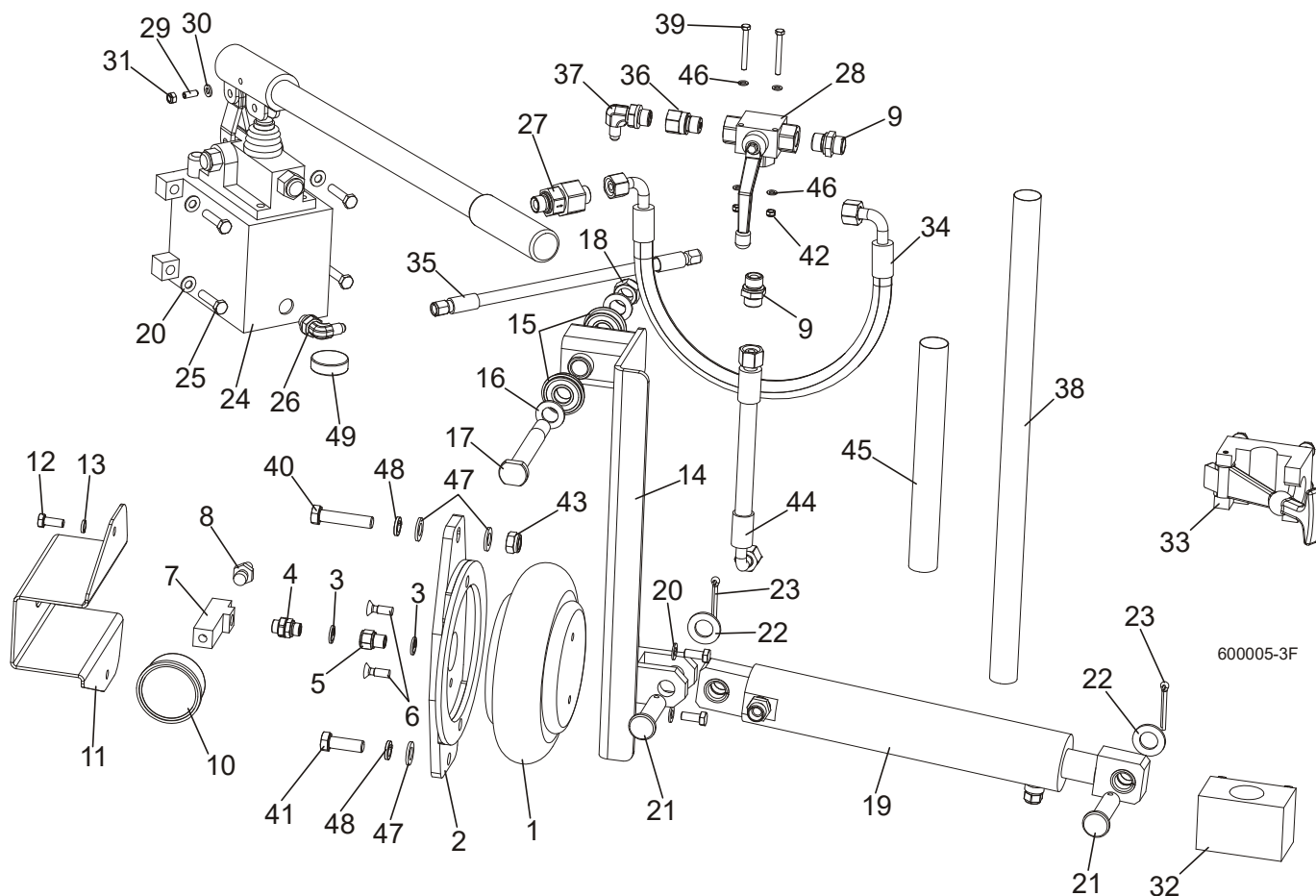


REF	DESCRIPTION (◆ indicates parts available in assemblies only)	PART #	QTY
1	SHAFT, BLADE DRIVE WHEEL	088475	1
-	PULLEY ASSEMBLY, BLADE DRIVE	504808	1
2	BUSHING, BLADE DRIVE WHEEL	504809	1
3	PULLEY, 3-GROOVE 484 MM DIAMETER	089457-1	1
4	KEY, A20X12X100 PARALLEL	088477	2
5	BEARING, 3208.2RSR.TVH (FAG) ROLLING	088449	3
6	SPACER, 51X41X36.3 DRIVE BEARING	504810	1
7	ASSY., BLADE WHEEL (2" BLADE) See Section 3.5	582126	1
8	WASHER, MB21 (FAG) LOCK	088451	1
9	NUT, KM21(M105X2) (FAG) LOCK	088450	1
10	WASHER, BLADE DRIVE WHEEL	088956-1	1
11	WASHER, Z 10.2 SPLIT LOCK ZINC	F81055-2	1
12	BOLT, M10X25 8.8 HEX HEAD FULL THREAD	F81003-31	1
13	WASHER, 13 FLAT ZINC	F81056-1	2
14	NUT, M12X1.25-8 THIN ZINC	F81034-5	2
15	BOLT, M12X1.25X40-8.8 HEX HEAD FULL THRE	F81004-42	2
16	SCREW, M16X1.5X50-33H HEX HEAD FULL DOG	F81006-14	1
17	NUT, M16X1.5-08-B-ZINC HEX THIN	F81036-6	1
18	WASHER, 17 FLAT ZINC	F81058-1	1
19	WASHER, ZINC	098813-1	2
20	SPRING, 3/4 O.D.X 1 1/2 DIE	034430	1
21	BOLT, M10X65-8.8-B HEX HEAD ZINC	F81003-67	1
22	WIPER ASSEMBLY, BLADE WHEEL See Section 3.7	586100	1
23	PLATE, WM2500 SAW HEAD	589895-1	1
24	WASHER, 6.4 FLAT ZINC	F81053-1	22
25	NUT, M6-8-B HEX NYLON LOCK ZINC	F81031-2	11
26	BOLT, M6X20-8.8 HEX HEAD FULL THREAD ZIN	F81001-2	10

3 BLADE WHEELS & TENSIONER

Hydraulic Blade Tensioner Assembly

3.3 Hydraulic Blade Tensioner Assembly



REF	DESCRIPTION (◆ indicates parts available in assemblies only)	PART #	QTY
	COMPLETE HYDRAULIC BLADE TENSIONER	504801	1
1	BAG, POJ 192 308 100 0 AIR	088576	1
2	BRACKET, AIR BAG MOUNT	088798-1	1
3	SEAL, G1/4 866-014-000-0 (REXROTH)	090809	4
4	NIPPLE, 1/4 8632141400)BOSCH	097703	1
5	FITTING, 1/4 THREAD/1/4 THREAD 2521	097704	1
6	BOLT, M8X25 PAN HEAD ZINC	F81002-51	2
7	TEE CONNECTOR, SPECIAL	097702-1	1
8	FITTING, 1/4" THREAD 390 004 004 0 (REXROTH) AIR TANK VALVE	088575	1
9	FITTING, HD-GE-12L-BE-06 STRAIGHT	094561	2
10	GAUGE, M63T-2,5/20G G 1/8 0-0.6 MPA/PSI AIR PRESSURE	088568	1
11	GUARD, AIR PRESSURE GAUGE	088924-1	1
12	BOLT, M8X20-8.8-B HEX HEAD FULL THREAD Z	F81002-4	4
13	WASHER, 8.2 SPLIT LOCK	F81054-4	2
14	ARM, AIR CYLINDER	092779-1	1
15	BEARING W/RING	086395	2
16	WASHER, 17 FLAT ZINC	F81058-1	2
17	PIN, IDLER ARM MOUNT	086404	1
18	NUT, M16-8-HEX NYLON ZINC LOCK	F81036-2	2

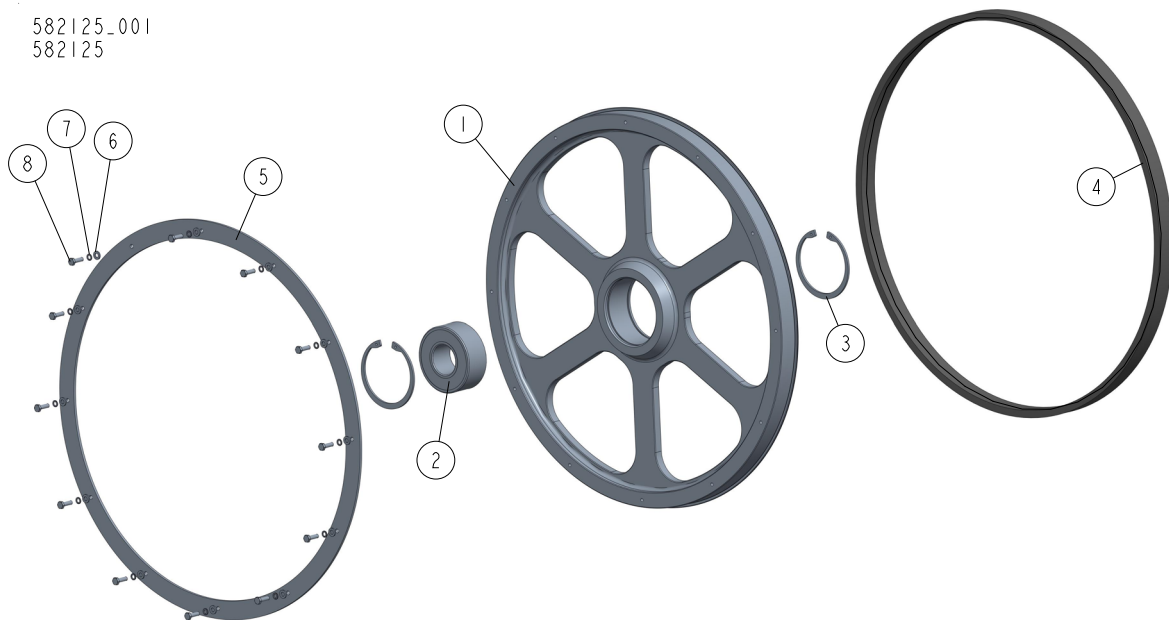
BLADE WHEELS & TENSIONER

Hydraulic Blade Tensioner Assembly

3

19	CYLINDER, HYDRAULIC - COMPLETE	092788	1	
	CYLINDER, SHDJ050/030X80 HYDRAULIC	092787-1	1	
	BUSHING, TUF1 18x120 CX	500106	4	
	FITTING, HD-GE-12L-BE-06 STRAIGHT	094561	1	
	AIR VENT VALVE 2901-14-17	090794	1	
20	WASHER, 8.4 FLAT ZINC	F81054-1	6	
21	PIN, PN-EN 22341-B-18X65X57-A2	F81049-4	2	
22	WASHER, 19 FLAT ZINC	F81060-1	2	
23	PIN, 5 X 40 COTTER	F81043-31	2	
24	PUMP, PMS12/TNK1 MANUAL W/TANK 1L	092789	1	
	PROTECTIVE BELLOWS	083829	1	
	HANDLE, PMS12	083728	1	
25	BOLT, M8X35-8.8 ZINC HEX HEAD FULL THREA	F81002-13	4	
26	ELBOW, CA-204410-3	094562	1	
27	VALVE, RHV12LREDA3C CHECK	094559	1	
28	VALVE, BALL 3-WAY GE5L G3/8"	504803	1	
29	LATCH, GN615.3-M6-KN BALL THREADED	096874	1	
30	WASHER, 6.4 FLAT ZINC	F81053-1	1	
31	NUT, M6-8-B HEX NYLON LOCK ZINC	F81031-2	1	
32	BRACKET, TENSIONER PUMP HANDLE BOTTOM	096951	1	
33	BRACKET, TENSIONER PUMP HANDLE UPPER	092800	1	
34	HOSE, DN10 W/FITTING 10AOL 90 M18X1.5	504804	1	
35	HOSE, 1/4 W/FITTING JIC 7/16-20	504805	1	
36	FITTING, G 3/8 THROTTLE	096849	1	
37	ELBOW, CA-204411-3	094563	1	
38	HOSE PROTECTION	505178	1	
39	BOLT, M5X45 DIN933 A2-70 STAINLESS STEEL	F81000-22	2	
40	BOLT, M12 X 55-8.8 HEX HEAD FULL THREAD	F81004-12	1	
41	BOLT, M12 X 35-8.8 HEX HEAD FULL THREAD	F81004-24	1	
42	NUT, M5-8 SELF-LOCKING ZINC	F81030-2	2	
43	NUT, M12 8 HEX NYLON ZINC LOCK	F81034-2	1	
44	HOSE, DN12 W/FITTINGS PN10AOL90 I PN10AOL M1.5	096964	1	
45	HOSE PROTECTION	098489	1	
46	WASHER, 5.3 FLAT ZINC	F81052-1	4	
47	WASHER, 13 FLAT ZINC	F81056-1	3	
48	WASHER, Z12.2 SPLIT LOCK ZINC	F81056-2	2	
49	MAGNET, MW.38X12/N38 NEODYMIUM	500022	1	

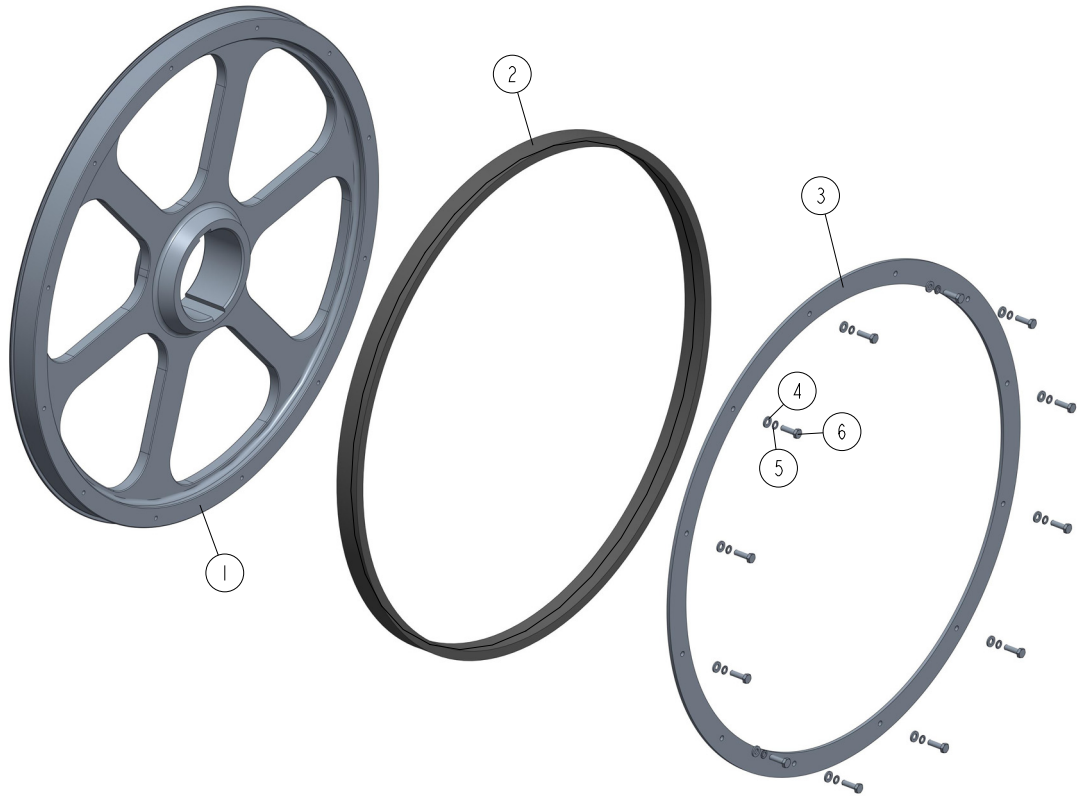
3.4 Idle Side 2" Blade Wheel (582125)

582125-001
582125

REF	DESCRIPTION (◆ indicates parts available in assemblies only)	PART #	QTY
-	BLADE WHEEL, 2" IDLE SIDE - COMPLETE	582125	1
1	BLADE WHEEL, IDLE SIDE	578645-1	1
2	BEARING, 3309B.2RSR.TVH FAG	086428	1
3	RING, W100 INSIDE RETAINING	F81090-10	2
4	V-BELT, 1 1/8" LENGTH 72.5	547257	1
5	FLANGE	582131-1	1
6	WASHER, 6.4 FLAT ZINC	F81053-1	12
7	WASHER, Z 6.1 SPLIT LOCK	F81053-3	12
8	BOLT, M6X20 8.8 HEX HEAD FULL THREAD ZIN	F81001-2	12

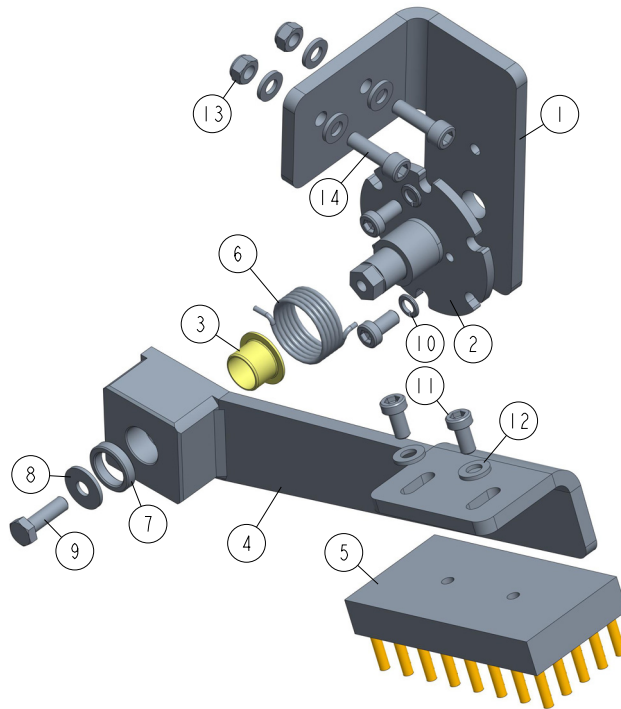
3.5 2" Blade Drive Wheel (582126)

582126_001
582126



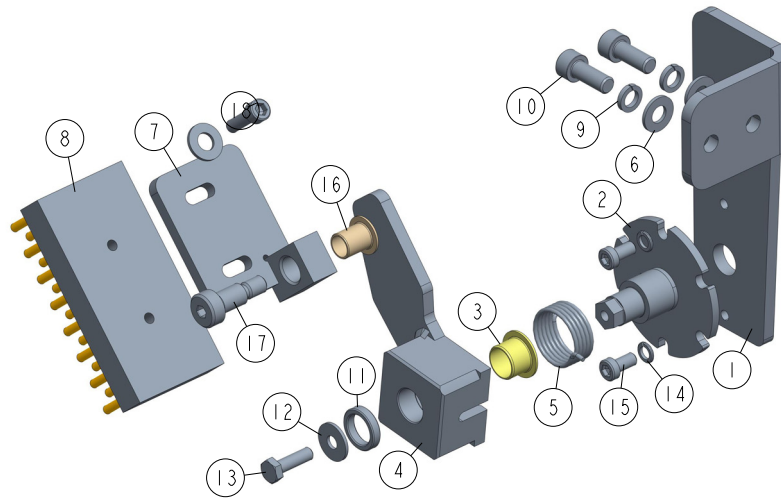
REF	DESCRIPTION (◆ indicates parts available in assemblies only)	PART #	QTY
-	ASSY., BLADE WHEEL (2" BLADE)	582126	1
1	BLADE WHEEL	578644-1	1
2	V-BELT, 1 1/8" LENGTH 72.5	547257	1
3	FLANGE	582131-1	1
4	WASHER, 6.4 FLAT ZINC	F81053-1	12
5	WASHER, Z 6.1 SPLIT LOCK	F81053-3	12
6	BOLT, M6X20 8.8 HEX HEAD FULL THREAD ZIN	F81001-2	12

3.6 Drive Wheel Wiper Assembly (586105)

586105_001
586000_MANUAL

REF	DESCRIPTION (◆ indicates parts available in assemblies only)	PART #	QTY	
-	WIPER ASSEMBLY, DRIVE WHEEL	586105	1	
1	BRACKET, DRIVE WHEEL WIPER	586106-1	1	
2	SHAFT WELDMENT, SWEEPER	586124-1	1	
3	BUSHING, IGUS: JFM_1416_12_1	569013	1	
4	BRACKET, BRUSH	586122-1	1	
5	BRUSH, LATH	586126	1	
6	SPRING, EXTENSION	586127-1	1	
7	BUSHING, SPACER	570020-1	1	
8	WASHER, 6.5 FLAT	F81053-11	1	
9	BOLT, M6X20-8.8 HEX HEAD FULL THREAD ZIN	F81001-2	1	
10	WASHER, Z 6.1 SPLIT LOCK ZINC	F81053-3	2	
11	SCREW, M6X12-10.9 DIN 7984 HEX SOCKET TH	F81001-80	4	
12	WASHER, 6.4 FLAT ZINC	F81053-1	6	
13	NUT, M6-8-B HEX NYLON LOCK ZINC	F81031-2	2	
14	SCREW, M6X20 8.8 HEX SOCKET HEAD CAP ZIN	F81001-22	2	

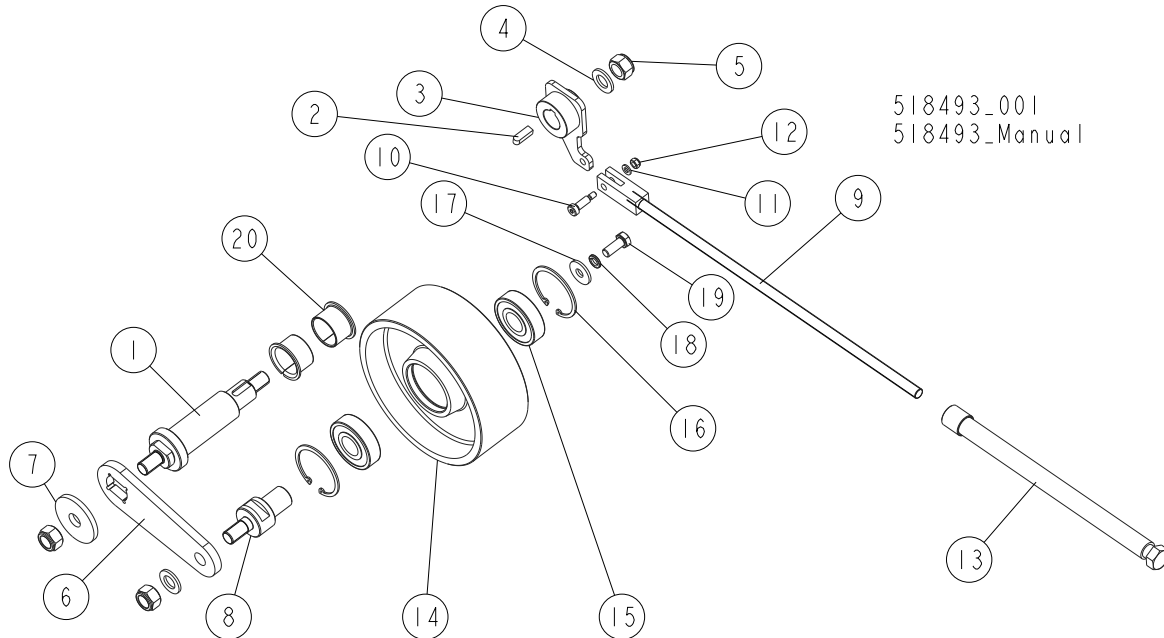
3.7 Idle Wheel Wiper Assembly (586100)

586100_001
586000_MANUAL

REF	DESCRIPTION (◆ indicates parts available in assemblies only)	PART #	QTY
-	WIPER ASSEMBLY, IDLE WHEEL	586100	1
1	BRACKET, IDLE WHEEL WIPER	586102-1	1
2	SHAFT WELDMENT, SWEEPER	586124-1	1
3	BUSHING, IGUS: JFM_1416_12_1	569013	1
4	BRACKET, BRUSH SHORT	586123-1	1
5	SPRING, TENSION	569012	1
6	WASHER, 8.4 FLAT ZINC	F81054-1	3
7	BRACKET, BRUSH	586130-1	1
8	BRUSH, LATH	586126	1
9	WASHER, 8.2 SPLIT LOCK	F81054-4	2
10	BOLT, M8 X 20-8.8 SOCKET HEAD	F81002-30	2
11	BUSHING, SPACER	570020-1	1
12	WASHER, 6.5 FLAT	F81053-11	1
13	BOLT, M6X20-8.8 HEX HEAD FULL THREAD ZIN	F81001-2	1
14	WASHER, Z 6.1 SPLIT LOCK ZINC	F81053-3	2
15	SCREW, M6X12-10.9 DIN 7984 HEX SOCKET TH	F81001-80	2
16	BEARING, IGUS JFM-1012-15 SLIDE	586131	1
17	SHOULDER SCREW HSH -10-M8-16; 12,9	F81003-139	1
18	SCREW, M6X20 8.8 HEX SOCKET HEAD CAP ZIN	F81001-22	1

SECTION 4 SAW HEAD

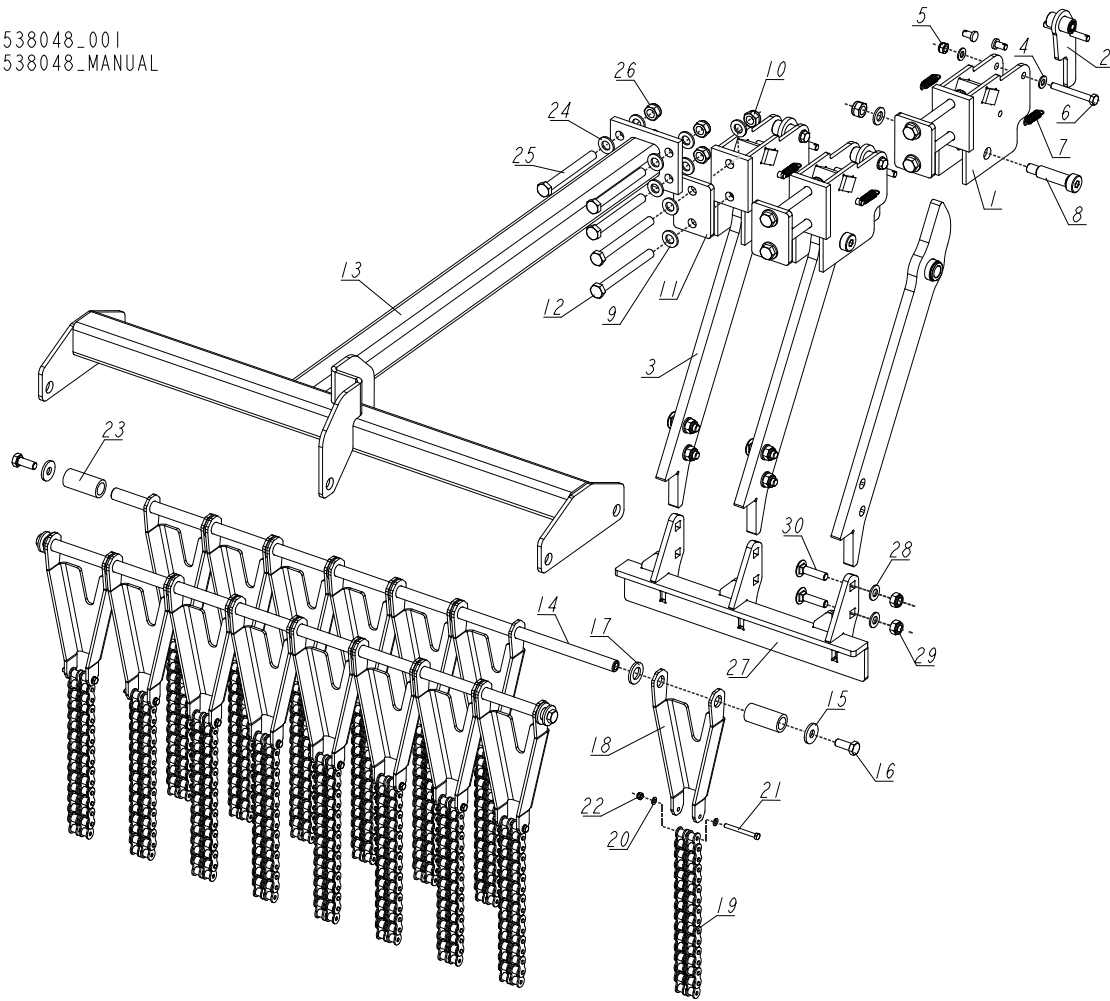
4.1 Drive Belt Tensioner (AC)



REF	DESCRIPTION (◆ indicates parts available in assemblies only)	PART #	QTY
	TENSIONER, LT70 AC DRIVE BELT - COMPLETE	518493	1
1	SHAFT, BLADE TENSIONER ZINC-PLATED	518495-1	1
2	KEY, AB 8X7X25 PARALLEL	099848	1
3	ARM WELDMENT, BELT TENSIONER	518496-1	1
4	WASHER, 17 FLAT ZINC	F81058-1	2
5	NUT, M16-8-HEX NYLON ZINC LOCK	F81036-2	3
6	ARM, TENSION WHEEL ZINC-PLATED	518051-1	1
7	WASHER, 17.5/60-6 ZINC-PLATED	098012-1	1
8	SHAFT, TENSION WHEEL ZINC-PLATED	518052-1	1
9	ROD WELDMENT, THREADED ZINC-PLATED	088789-1	1
10	BOLT, 8/M6X20-12.9 ISO 7379 SHOULDER	F81001-25	1
11	WASHER, 6.4 FLAT ZINC	F81053-1	1
12	NUT, M6-8-B HEX NYLON LOCK ZINC	F81031-2	1
13	TUBE WELDMENT, THREADED ZINC-PLATED	088782-1	1
	WHEEL, LT70AC TENSION - COMPLETE	514842	1
14	WHEEL, BELT TENSION	508762	1
15	BEARING, 6305 2RS NSK	P08066	2
16	RING, PN-M/85111 RETAINING	F81090-1	2
17	WASHER, 11/30-3 ZINC-PLATED	088787-1	1
18	WASHER, Z 10.2 SPLIT LOCK ZINC	F81055-2	1
19	BOLT, M10X25 8.8 HEX HEAD FULL THREAD ZINC	F81003-11	1
20	BEARING, PCMF 353926E SKF SLIDE	518043	2

4.2 Board Return Assembly

538048_001
538048_MANUAL



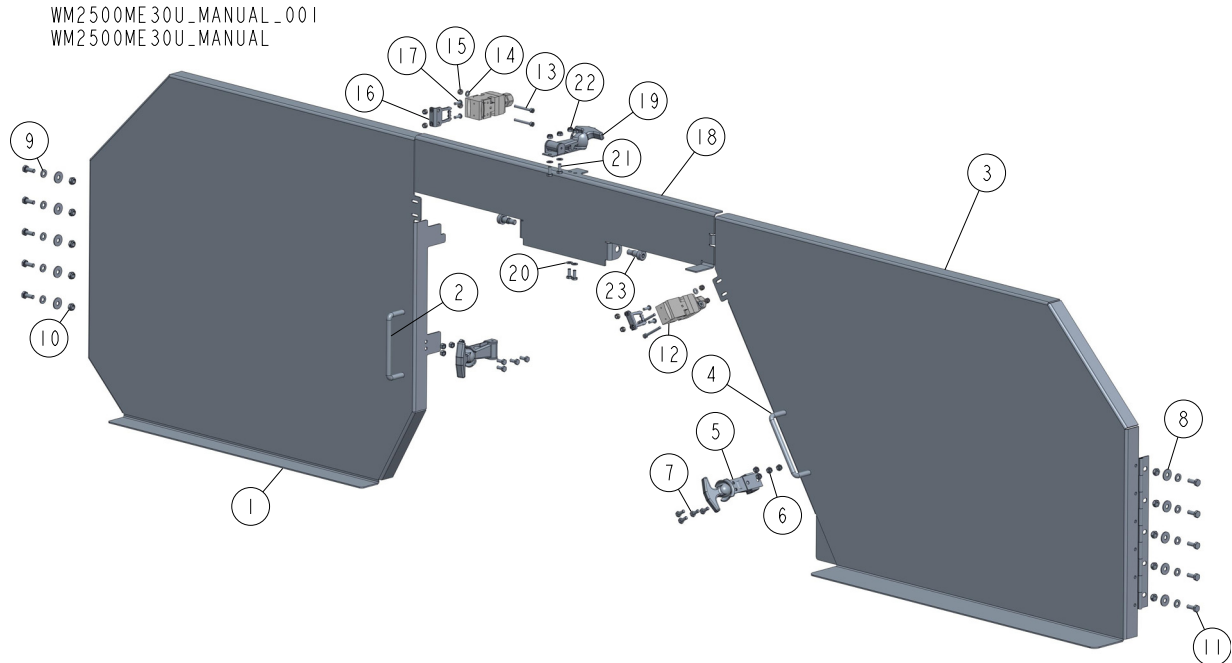
REF	DESCRIPTION (◆ indicates parts available in assemblies only)	PART #	QTY
-	BOARD RETURN ASSEMBLY	538048	1
-	ARM, BOARD RETURN - COMPLETE	538049	3
1	MOUNT WELDMENT, BOARD RETURN ARM	090109-1	1
2	LATCH WELDMENT, BOARD RETURN ARM	090118-1	1
3	ARM WELDMENT, BOARD RETURN	538100-1	1
4	WASHER, 8.4 FLAT ZINC	F81054-1	2
5	NUT, M8-8-B HEX NYLON ZINC LOCK	F81032-2	1
6	BOLT, M8X65-5,8 HEX HEAD ZINC	F81002-3	1
7	SPRING, 1.6X12X38 EXTENSION	092208	2
8	BOLT, N16/M12X50 12.9 ISO 7379 "BOSSARD"	F81004-25	1
9	WASHER, 13 FLAT ZINC	F81056-1	5
10	NUT, M12 8 HEX NYLON ZINC LOCK	F81034-2	3
11	WASHER, SPECIAL	092756-1	1
12	BOLT, M12X120 8.8 HEX HEAD ZINC	F81004-38	2
-	GUIDE, BOARD RETURN	538033	1
13	GUIDE WELDMENT, BOARD RETURN	538034-1	1
14	ROD, BOARD RETURN GUIDE	539459-1	2
15	WASHER, 10.5 SPECIAL FLAT ZINC	F81055-6	4
16	BOLT, M10X25 8.8 HEX HEAD FULL THREAD	F81003-31	4

4

SAW HEAD*Board Return Assembly*

REF	DESCRIPTION (◆ indicates parts available in assemblies only)	PART #	QTY	
17	WASHER, 17 FLAT ZINC	F81058-1	15	
-	CHAIN ASSEMBLY	538032	15	
18	BRACKET, CHAIN	538031-1	1	
19	CHAIN, 10B-2 15-LINK	538014	1	
20	WASHER, 5.3 FLAT ZINC	F81052-1	2	
21	BOLT, M5X50-8.8 HEX HEAD ZINC	F81000-1	1	
22	NUT, M5-8 SELF-LOCKING ZINC	F81030-2	1	
23	BUSHING, 17/25-53	538043-1	2	
24	WASHER, 13 FLAT ZINC	F81056-1	8	
25	BOLT, M12X110-8.8-B HEX HEAD ZINC	F81004-47	4	
26	NUT, M12 8 HEX NYLON ZINC LOCK	F81034-2	4	
-	ANGLE, BOARD PUSH-OFF - COMPLETE	538052	1	
27	ANGLE, BOARD PUSH-OFF	538046-1	1	
28	WASHER, 10.5 FLAT ZINC	F81055-1	6	
29	NUT, M10-8-B HEX NYLON ZINC LOCK	F81033-1	6	
30	BOLT, M10X40-8.8 CARRIAGE ZINC	F81003-40	6	

4.3 Blade Housing Covers



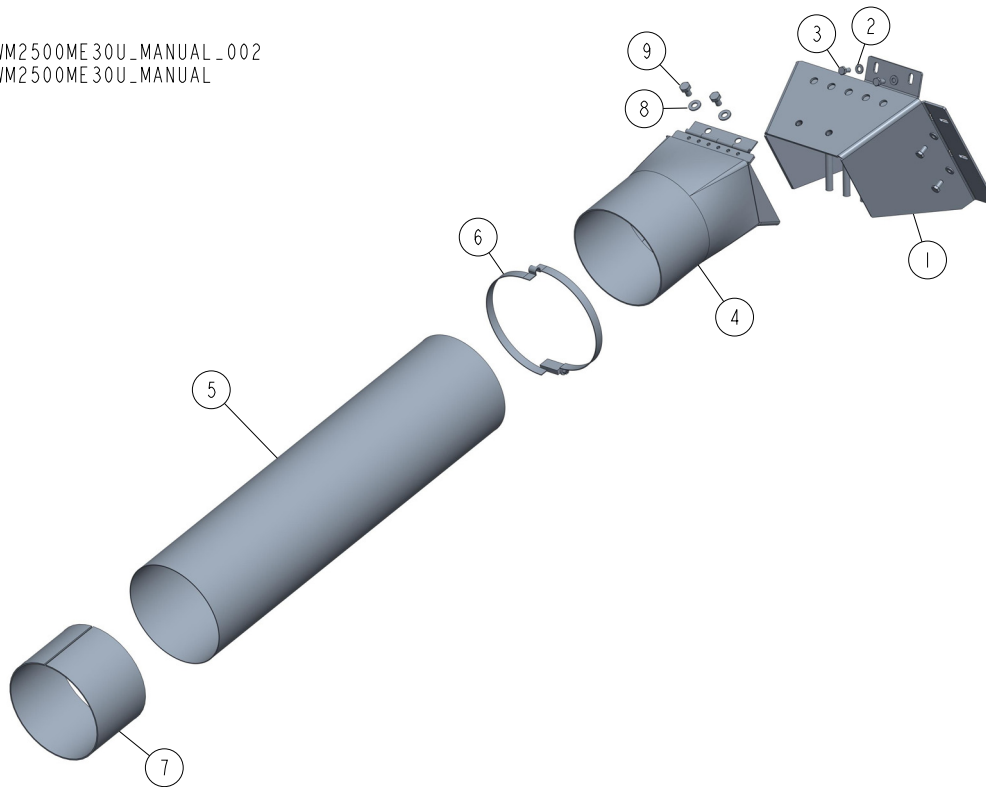
REF	DESCRIPTION (◆ indicates parts available in assemblies only)	PART #	QTY
-	SAW HEAD, WM2500	593275-UL	1
-	COVER ASSEMBLY, IDLE SIDE BLADE HOUSING	088920	1
1	COVER ASSEMBLY, IDLE SIDE BLADE HOUSING	088915-1	1
2	HANDLE, BLADE HOUSING COVER	P08065	1
-	COVER ASSEMBLY, DRIVE SIDE BLADE HOUSING	088921	1
3	COVER ASSEMBLY, DRIVE SIDE BLADE HOUSING	088917-1	1
4	HANDLE, BLADE HOUSING COVER	P08065	1
5	LATCH, FLEXIBLE DRAW	014829	2
6	NUT, M5-8 HEX ZINC	F81030-1	8
7	BOLT, M5 X 12-5.8 HEX HEAD FULL THREAD Z	F81000-5	8
8	WASHER, 6.5 FLAT	F81053-11	10
9	WASHER, 6.4 FLAT ZINC	F81053-1	10
10	NUT, M6-8-B HEX NYLON LOCK ZINC	F81031-2	10
11	BOLT, M6X16 -8.8 HEX HEAD FULL THREAD ZI	F81001-32	10
12	SWITCH, AZ17-11ZRK SAFETY	094232	2
13	SCREW, M4 X 35-8.8 HEX SOCKET HEAD CAP Z	F81011-34	4
14	WASHER, 4.3 FLAT ZINC	F81051-2	4
15	NUT, M4-B HEX NYLON ZINC LOCK	F81029-1	8
16	KEY, AZ17/170-B5 SAFETY SWITCH	094422	2
17	SCREW, M4X12 5,8-B CROSS RECESSED PAN HE	F81011-43	4
-	COVER, LT70 BLADE UPPER - COMPLETE	523795	1
18	PLATE, LT70 UPPER COVER	524277-1	1
19	LATCH, FLEXIBLE DRAW	014829	1
20	WASHER, 5.3 FLAT	F81052-1	4
21	BOLT, M5 X 12-5.8 HEX HEAD FULL THREAD Z	F81000-5	4
22	NUT, M5-8 SELF-LOCKING ZINC	F81030-2	4
23	BOLT, 10/M8 X 12-12.9 ISO-7379	F81003-62	2

4 SAW HEAD

Sawdust Chute

4.4 Sawdust Chute

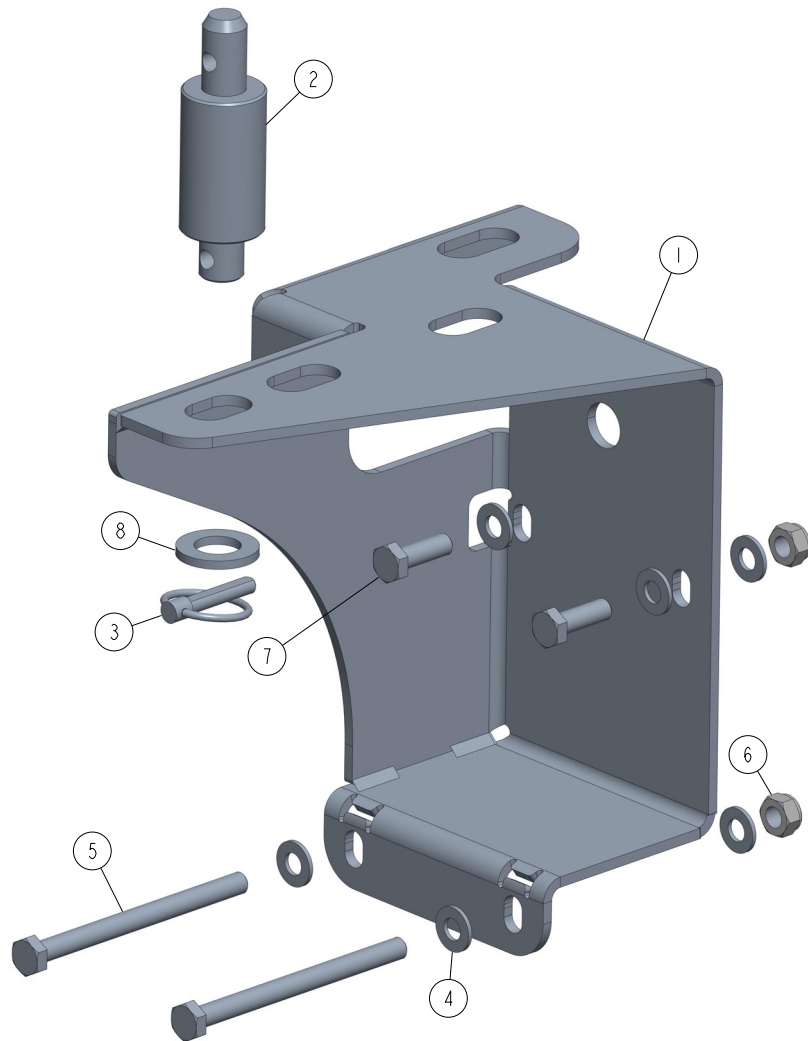
WM2500ME30U_MANUAL_002
WM2500ME30U_MANUAL



REF	DESCRIPTION (◆ indicates parts available in assemblies only)	PART #	QTY	
1	OUTLET SAWDUST (WIDE HEAD ONLY)	530184-1	1	
2	WASHER, 6.4 FLAT ZINC	F81053-1	4	
3	BOLT, M6X12-8.8 HEX HEAD FULL THREAD ZIN	F81001-7	4	
4	CHUTE WELDMENT, SAWDUST	089352-1	1	
5	TUBE, SAWDUST CHUTE	089357	1	
6	CLAMP, 152 MM	089358	1	
7	TUBE, CHUTE END	090126-1	1	
8	WASHER, 8.4 FLAT ZINC	F81054-1	2	
9	BOLT, M8X12-8.8 HEX HEAD FULL THREAD ZIN	F81002-6	2	

4.5 Saw Head Rest Bracket (550058)

550058_001
550058

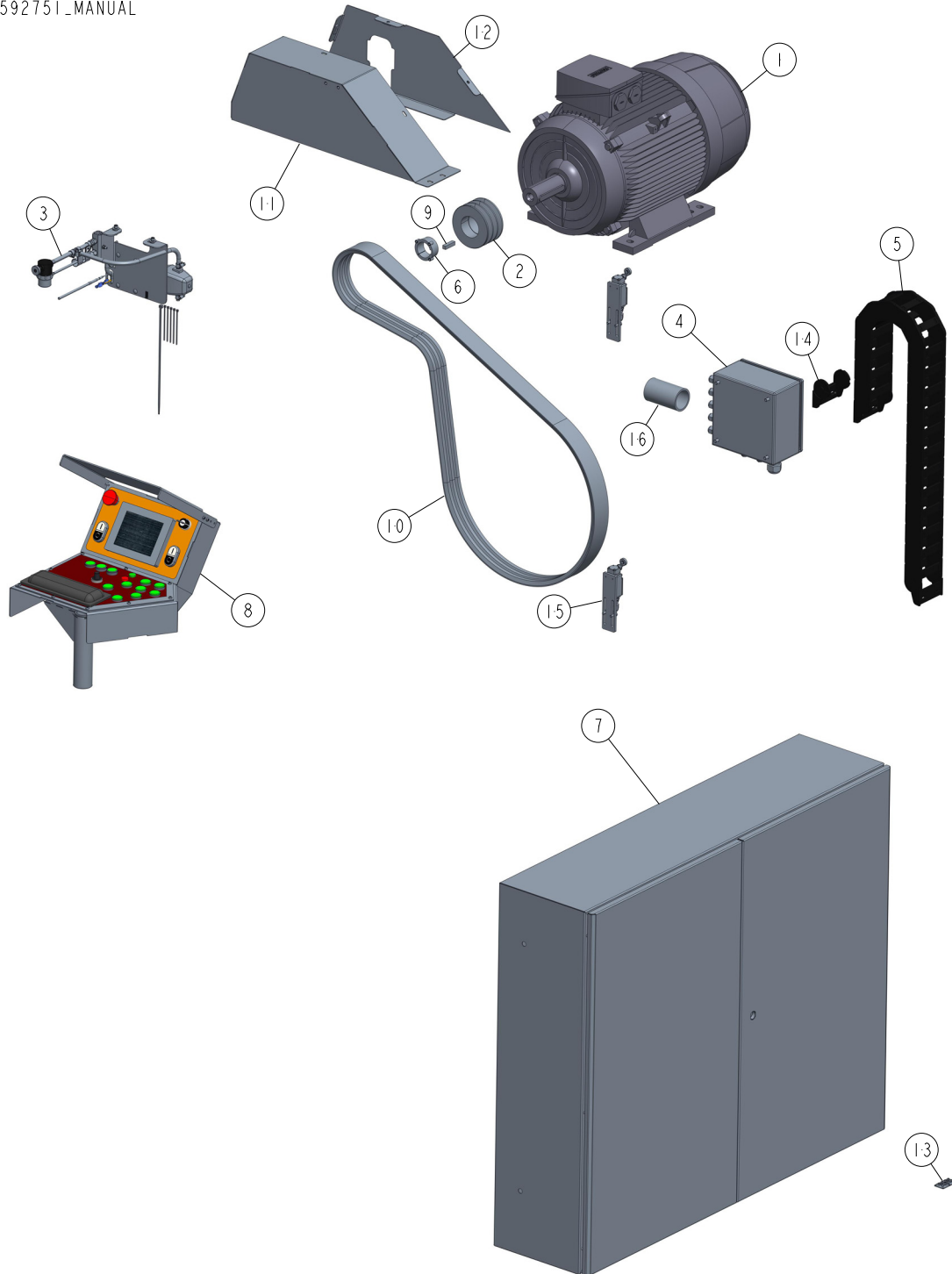


REF	DESCRIPTION (◆ indicates parts available in assemblies only)	PART #	QTY	
-	BRACKET, LT SAWMILL SAW HEAD REST	550058	1	
1	PLATE, SAW HEAD REST BRACKET	546307-1	1	
2	PIN, LT20 SAW HEAD REST	550057-1	1	
3	PIN, 8 BN914 LINCH (BOSSARD 1364650)	F81046-2	1	
4	WASHER, 10.5 FLAT ZINC	F81055-1	8	
5	BOLT, M10X125-8.8 HEX HEAD ZINC	F81003-18	2	
6	NUT, M10-8-B HEX NYLON ZINC LOCK	F81033-1	4	
7	BOLT, M10X30-5.8 HEX HEAD FULL THREAD ZI	F81003-2	2	
8	WASHER, 21 FLAT ZINC	F81059-2	1	

SECTION 5 MOTOR KIT

5.1 WM2500 Motor Kit

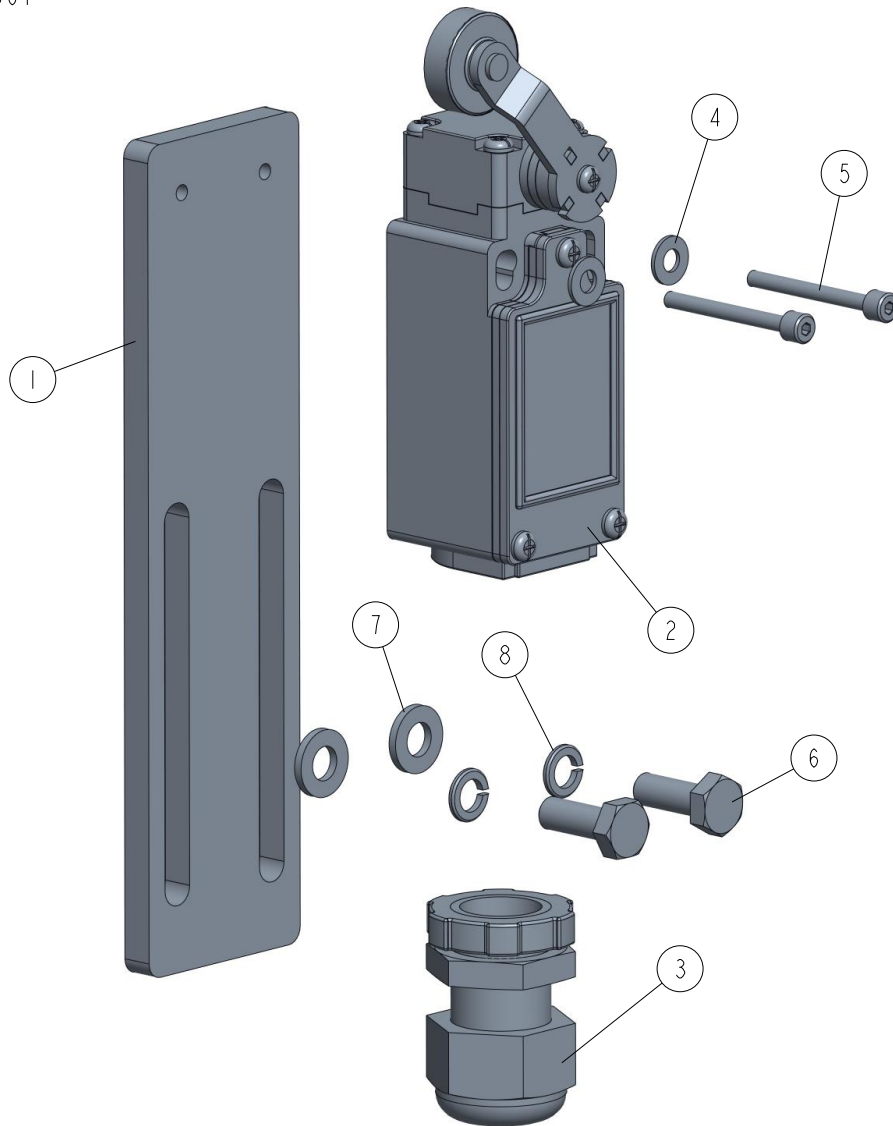
592751_001
592751_MANUAL



REF	DESCRIPTION (◆ indicates parts available in assemblies only)	PART #	QTY
-	MOTOR KIT, LT70HE30SR-UL	592751	1
1	MOTOR, 1LE1023-1EA23-4AA4 24.5KW (60HZ)	591432-UL	1
2	PULLEY, 3XSPB N05839 MOTOR EC30	539907	1

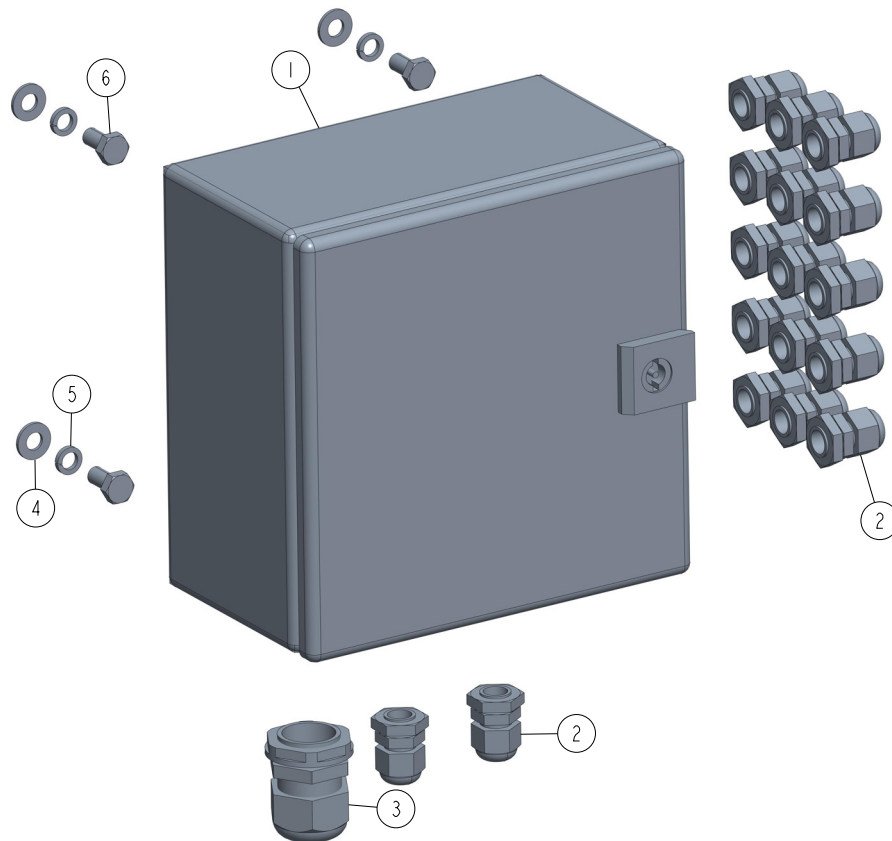
REF	DESCRIPTION (◆ indicates parts available in assemblies only)	PART #	QTY	
3	KIT, WM2500 BLADE LUBE SYSTEM See Section 11.1	593030	1	
4	ELECTRIC BOX, SAWHEAD See Section 5.3	603361	1	
5	CARRIER, INGUS 27.07.063 CABLE	088048	1	
6	TAPER LOCK, 1610-42 T3PBX3 1081	539908	1	
7	BOX, WM4000 ELECTRIC	593027-UL	1	
8	PANEL, WM2500 CONTROL See Section 10.6	589926	1	
9	KEY, 9.5H7X9.5X3.8	087384	1	
10	BELT, 3B/HB2462 LA	089464	1	
11	GUARD WELDMENT, E25LT80 MOTOR BELT	090046-1	1	
12	COVER WELDMENT, E25LT80 BELT - REAR	090050-1	1	
13	ELEMENT, E9S SELF-ADHESIVE MOUNT	087695	2	
14	BRACKET SET, 2607.12PZ CABLE CARRIER	087773	1	
15	SWITCH ASSEMBLY, LT70 SAFETY LOWER See Section 5.2	505711	2	
16	SLEEVE, LT40/70 0.6 THICK 3.5 LONG PROTE	510287	1	

5.2 Switch Assembly (505711)

505711_001
505711

REF.	DESCRIPTION (◆ Indicates Parts Available in Assemblies Only)	PART #	QTY	
	SWITCH ASSEMBLY, LT70 LOWER LIMIT	505711	1	
1	BAR, LIMIT SWITCH MOUNTING	505125-1	1	
2	LIMIT SWITCH, FA138 Z11	100931	1	
3	STUFFING-BOX, SKINTOP PG 13.5	086524	1	
4	WASHER, 4.3 FLAT ZINC	F81051-2	2	
5	SCREW, M3X30 8.8 HEX SOCKET HEAD CAP ZINC	F81011-38	2	
6	BOLT, M6 X 16 8.8 HEX HEAD FULL THREAD ZINC	F81001-15	2	
7	WASHER, 6.4 FLAT ZINC	F81053-1	2	
8	WASHER, Z 6.1 SPLIT LOCK ZINC	F81053-3	2	

5.3 Saw Head Electric Box (603361)

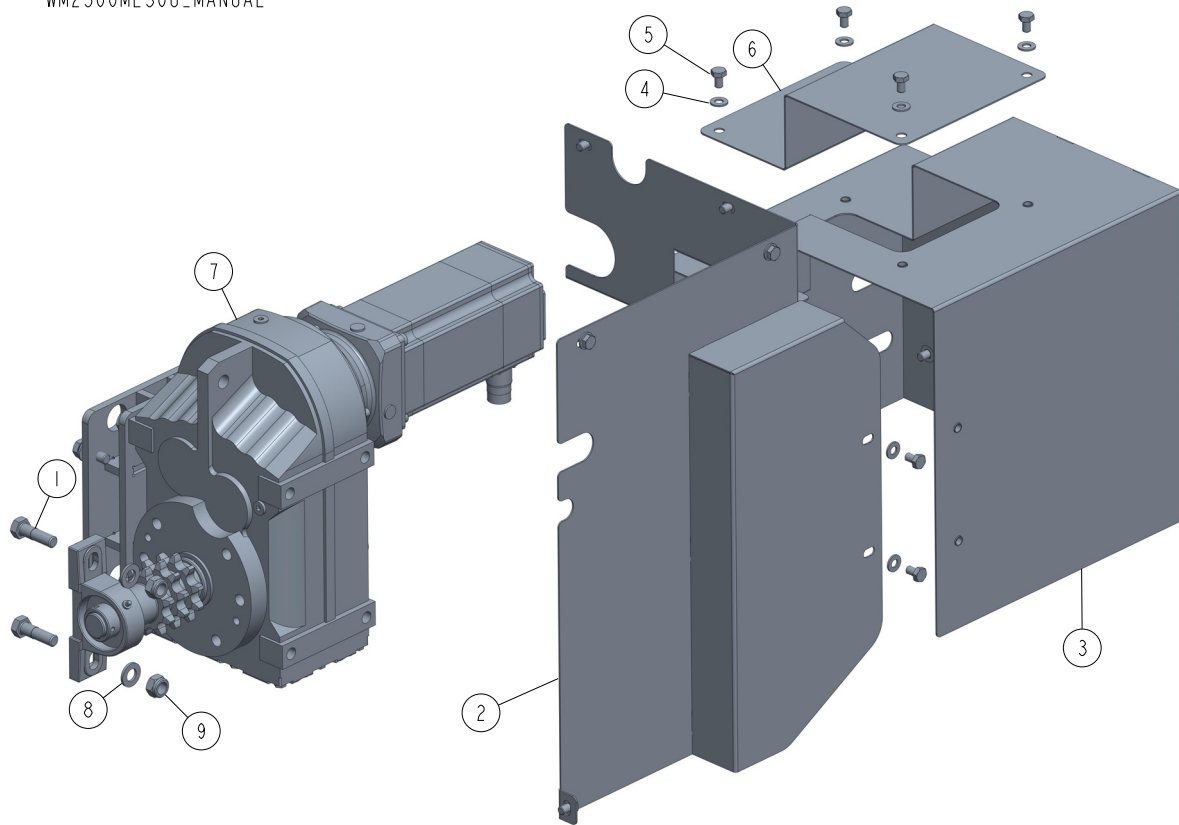
603361_001
603361

REF	DESCRIPTION (◆ indicates parts available in assemblies only)	PART #	QTY	
-	ELECTRIC BOX, SAW HEAD	603361	1	
1	BOX, EB 1549500 (200X200X80) ELECTRIC	716930	1	
2	GLAND, DP9/H CABLE	F81096-2	17	
3	GLAND, DP21/H CABLE	F81096-3	1	
4	WASHER, 8.4 FLAT ZINC	F81054-1	4	
5	WASHER, 8.2 SPLIT LOCK ZINC	F81054-4	4	
6	BOLT, M8X16 -8.8-B HEX HEAD FULL THREAD	F81002-20	4	

SECTION 6 UP/DOWN SYSTEM

6.1 Up/Down Feed Drive Assembly w/ Covers

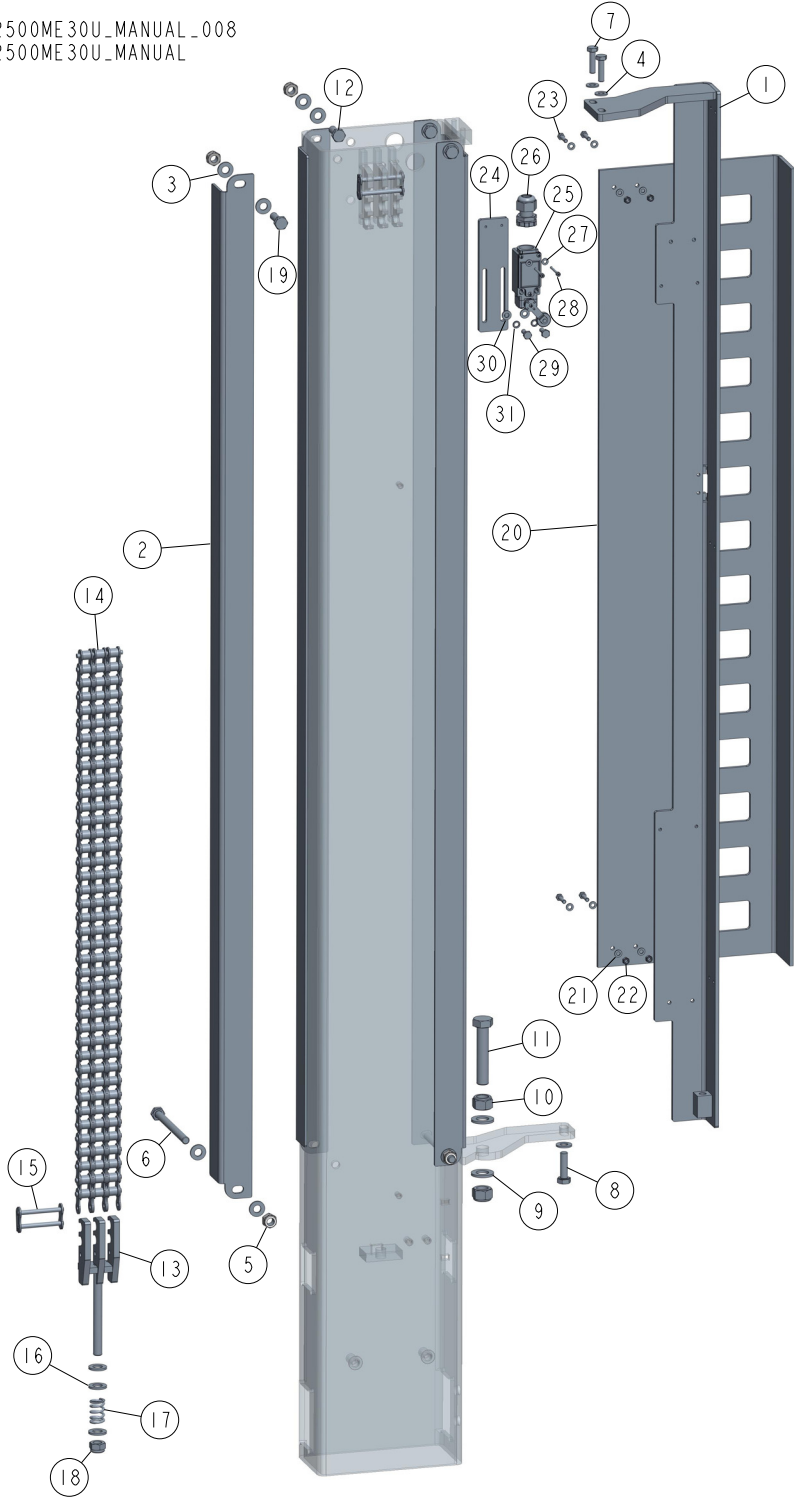
WM2500ME30U_MANUAL_005
WM2500ME30U_MANUAL



REF	DESCRIPTION (◆ indicates parts available in assemblies only)	PART #	QTY
1	BOLT, M12X40-5.8 HEX HEAD ZINC	F81004-1	2
2	OSLONA BOCZNA PRZEKLADNI G/D, MALOWANA.	593304-1	1
3	OSLONA SILNIKA NAPEDU G/D, MALOWANA.	593301-1	1
4	WASHER, 8.4 FLAT ZINC	F81054-1	13
5	BOLT, M8X12-8.8 HEX HEAD FULL THREAD ZIN	F81002-6	13
6	COVER, UP/DOWN FEED DRIVE	593307-1	1
7	DRIVE ASSY., WM2500 - SERVO UP/DOWN See Section 6.4	593308	1
8	WASHER, 13 FLAT ZINC	F81056-1	2
9	NUT, M12 8 HEX NYLON ZINC LOCK	F81034-2	2

6.2 WM2500 Mast

WM2500ME30U_MANUAL_008
WM2500ME30U_MANUAL



REF	DESCRIPTION (◆ indicates parts available in assemblies only)	PART #	QTY
-	MAST, WM2500	593277-1	1
1	MOUNT WELDMENT, SCALE PAINTED	088554-1	1
2	ANGLE, MAST TUBE STAINLESS	088492	4
3	WASHER, 10.5 FLAT ZINC	F81055-1	13
4	WASHER, 8.4 FLAT ZINC	F81054-1	2
5	NUT, M10-8-B HEX NYLON ZINC LOCK	F81033-1	6

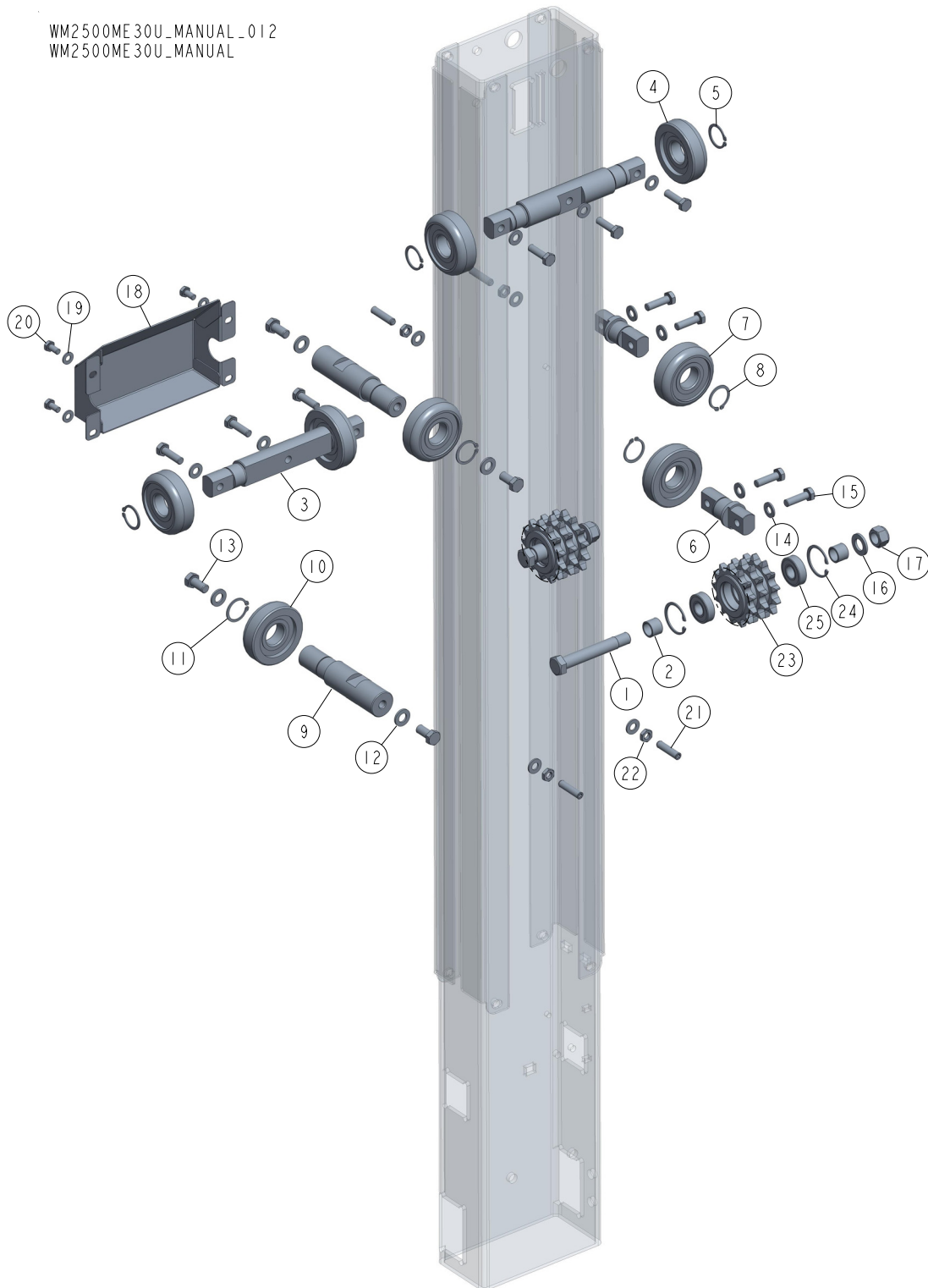
6 Up/Down System

WM2500 Mast

REF	DESCRIPTION (◆ indicates parts available in assemblies only)	PART #	QTY	
6	BOLT, M10 X 125-8.8 HEX HEAD ZINC	F81003-18	2	
7	BOLT, M8X30 8.8 HEX HEAD FULL THREAD ZIN	F81002-7	2	
8	BOLT, M10X35-8.8 HEX HEAD FULL THREAD ZIN	F81003-17	1	
9	WASHER, 17 FLAT ZINC	F81058-1	2	
10	NUT, M16-8-HEX NYLON ZINC LOCK	F81036-2	2	
11	BOLT, M16X80 8.8-B- HEX HEAD FULL THREAD	F81006-11	1	
12	BOLT, M10X25 8.8 HEX HEAD FULL THREAD ZI	F81003-11	2	
13	MOUNT, CHAIN BOTTOM	593284-1	1	
14	CHAIN, 12B-3-97 (1.85MB)	593288	1	
15	LINK, 12B-3PZ MASTER	593287	2	
16	WASHER, 13 FLAT ZINC	F81056-1	3	
17	SPRING, 14X30X3.2	090797	1	
18	NUT, M12 8 HEX NYLON ZINC LOCK	F81034-2	1	
19	BOLT, DIN933-M10X30-8.8-A2E HEX HEAD	F81003-111	2	
20	COVER, GUIDE	594074-1	1	
21	WASHER, 5.3 FLAT	F81052-1	8	
22	NUT, M5-8 SELF-LOCKING ZINC	F81030-2	4	
23	BOLT, #10-32X1/2 HH	F81000-35	4	
-	SWITCH ASSY, BOTTOM	505711_	1	
24	BAR, LIMIT SWITCH MOUNT	505125-1	1	
25	SWITCH, GLCB01A1B LIMIT	100931	1	
26	GLAND, SKINTOP ST PG 13.5 GREYCABLE	086524	1	
27	WASHER, 4.3 FLAT ZINC	F81051-2	2	
28	SCREW, M3X30 8.8 HEX SOCKET HEAD CAP ZIN	F81011-38	2	
29	BOLT, M6X16 8.8 HEX HEAD FULL THREAD ZIN	F81001-15	2	
30	WASHER, 6.4 FLAT ZINC	F81053-1	2	
31	WASHER, Z 6.1 SPLIT LOCK ZINC	F81053-3	2	

6.3 Up/Down Rollers & Sprockets

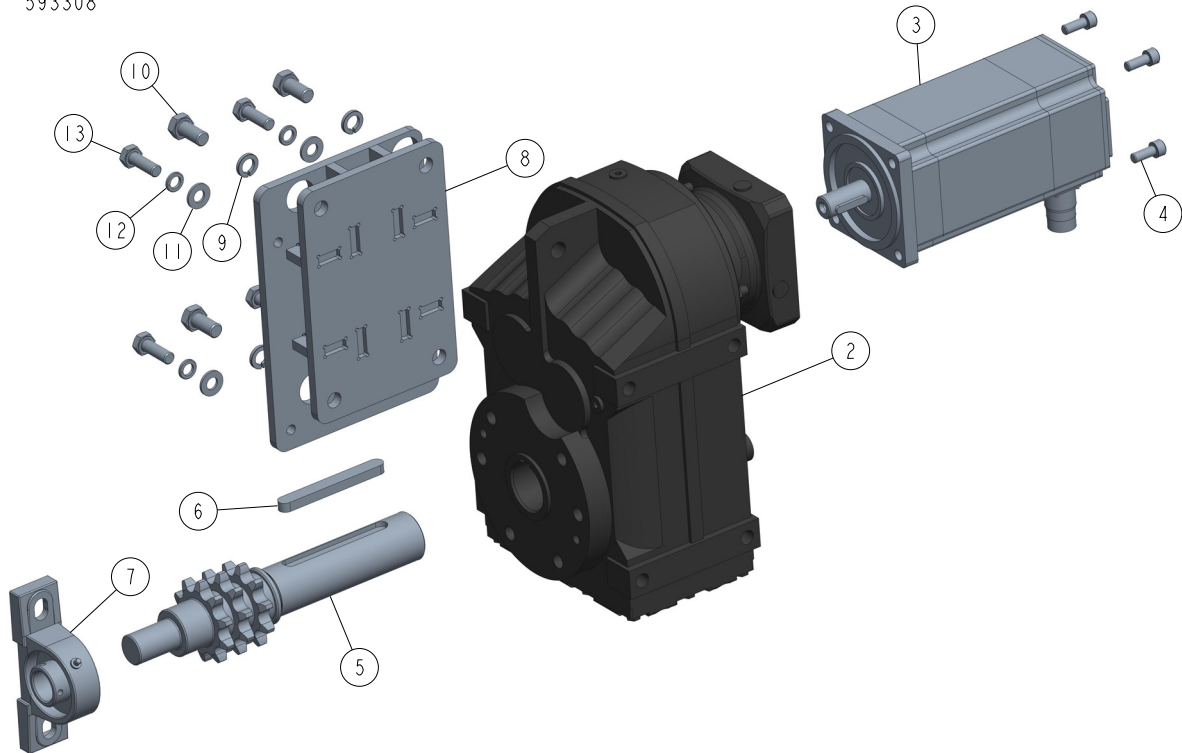
WM2500ME30U_MANUAL_012
WM2500ME30U_MANUAL



REF	DESCRIPTION (◆ indicates parts available in assemblies only)	PART #	QTY
1	SHAFT, UP/DOWN FEED SPROCKET	593293-1	2
2	BUSHING, UP/DOWN SPROCKET SPACER ZINC-PL	088792-1	4
-	ROLLER ASSEMBLY, OUTSIDE UP/DOWN	089454	2
3	SHAFT, LONG UP/DOWN ROLLER	088815-1	1
4	ROLLER, CBK-468	088433	2

REF	DESCRIPTION (◆ indicates parts available in assemblies only)	PART #	QTY	
5	RING, Z30 SPRING RETAINING	F81090-23	2	
-	ROLLER ASSEMBLY, SHORT UP/DOWN	089455	2	
6	SHAFT, SHORT UP/DOWN ROLLER	088816-1	1	
7	ROLLER, CBK-468	088433	1	
8	RING, Z30 SPRING RETAINING	F81090-23	1	
-	ROLLER ASSEMBLY, INSIDE UP/DOWN	089456	2	
9	SHAFT, INSIDE UP/DOWN ROLLER	088817-1	1	
10	ROLLER, CBK-468	088433	1	
11	RING, Z30 SPRING RETAINING	F81090-23	1	
12	WASHER, 13 FLAT ZINC	F81056-1	4	
13	BOLT, M12X25-8.8-HEX HEAD FULL THREAD ZI	F81004-31	4	
14	WASHER, 10.5 FLAT ZINC	F81055-1	14	
15	BOLT, M10X35-8.8 HEX HEAD FULL THREAD ZIN	F81003-17	10	
16	WASHER, 17 FLAT ZINC	F81058-1	2	
17	NUT, M16-8-HEX NYLON ZINC LOCK	F81036-2	2	
18	COVER WELDMENT, UP/DOWN ROLLER	507056-1	1	
19	WASHER, 8.4 FLAT ZINC	F81054-1	4	
20	BOLT, M8X16 -8.8-B HEX HEAD FULL THREAD	F81002-20	4	
21	SCREW, GN 913.3-M10-40-MS SET	F81003-65	4	
22	NUT, 10MM X 1.25 NYLON	F81033-6	4	
-	SPROCKET, UP/DOWN FEED	593291	2	
23	SPROCKET	593316-1	1	
24	RING, W40 INSIDE RETAINING	F81090-3	2	
25	BEARING, 6203-2RS FLT ROLLING	086114	2	

6.4 WM2500 Up/Down Drive Assembly (593308)

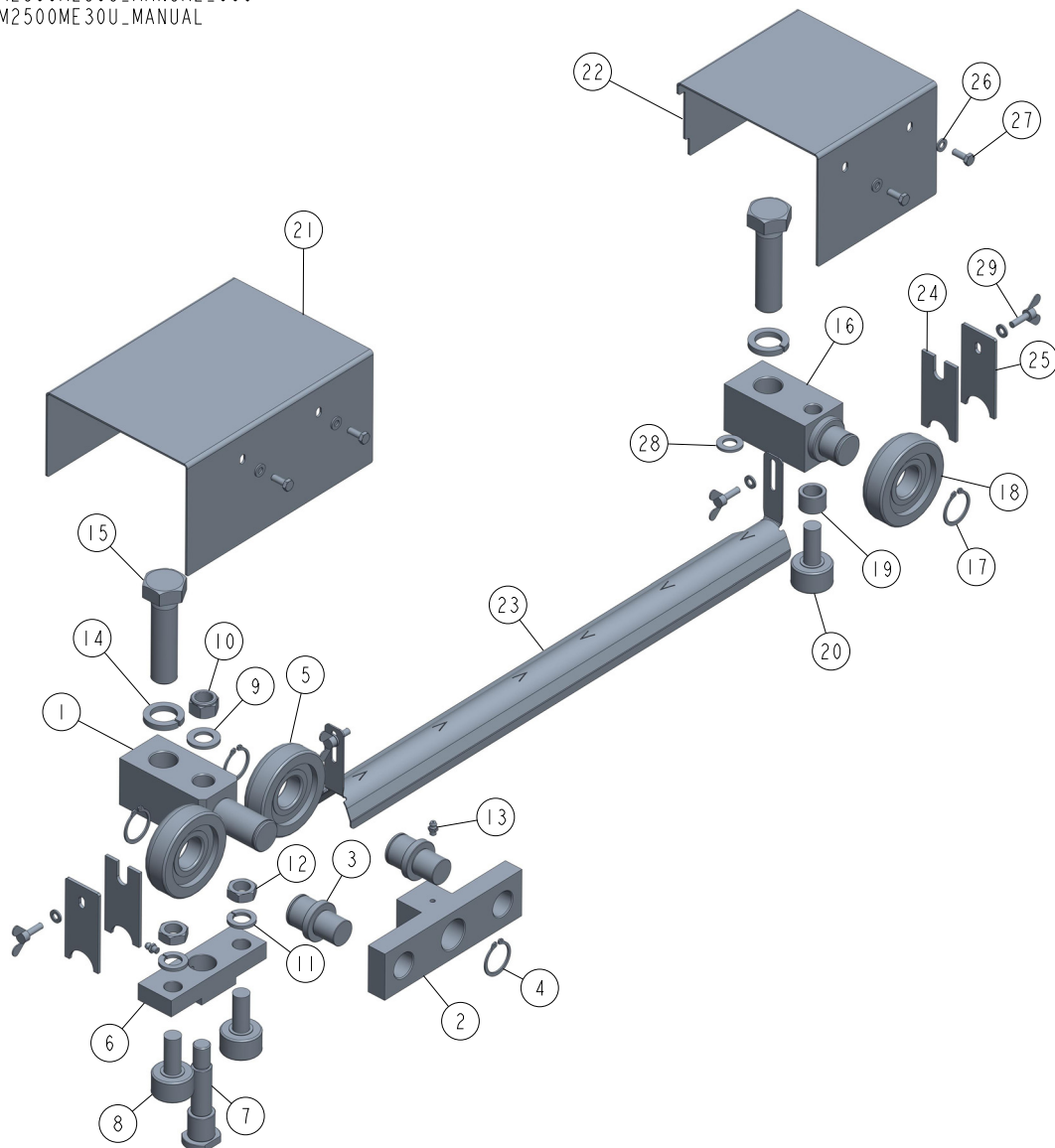
593308_001
593308

REF	DESCRIPTION (◆ indicates parts available in assemblies only)	PART #	QTY
1	DRIVE ASSY., WM2500 - SERVO UP/DOWN	593308	1
-	SERVOMOTOR W/ HELICAL TRANSMISSION	593295	1
2	REDUCER, SEW FA57B AQSH115/5 (+SERVO ADAPTER)	593263	1
3	SERVOMOTOR, ENK. HAM BMH1002P37F2A	597660	1
4	BOLT, M8 X 20-8.8 SOCKET HEAD	F81002-30	4
5	SHAFT, UP/DOWN SYSTEM	593309-1	1
6	KEY, A12X8X100 PARALLEL	580256	1
7	BEARING ASSEMBLY, UCP 205CX	088468	1
8	MOUNT, DRIVE ASSEMBLY	593312-1	1
9	WASHER, Z12.2 SPLIT LOCK ZINC	F81056-2	4
10	BOLT, M12X25-8.8-HEX HEAD FULL THREAD ZI	F81004-31	4
11	WASHER, 10.5 FLAT ZINC	F81055-1	4
12	WASHER, Z 10.2 SPLIT LOCK ZINC	F81055-2	4
13	BOLT, DIN933-M10X30-8.8-A2E HEX HEAD	F81003-111	4

SECTION 7 FEED SYSTEM & TRACK ROLLERS

7.1 Upper Track Rollers And Wipers

WM2500ME30U_MANUAL_006
WM2500ME30U_MANUAL



REF	DESCRIPTION (◆ indicates parts available in assemblies only)	PART #	QTY
-	ROLLER ASSEMBLY, UPPER TANDEM TRACK	088530	1
1	BRACKET, UPPER TANDEM ROLLER	088532-1	1
-	BLOCK ASSEMBLY, TANDEM ROLLER	088535	1
2	BLOCK, TANDEM ROLLER	088533	1
3	PIN, TANDEM ROLLER MOUNT	088534	2
4	RING, Z30 SPRING RETAINING	F81090-23	3
5	ROLLER, CBK-468	088433	2
6	BLOCK, CAM FOLLOWER MOUNT	593220-1	1
7	PIN, CAM FOLLOWER MOUNT	088531	1
8	ROLLER, TRACK CAM BEARING (MCGILL)	012797	2
9	WASHER, 17 FLAT ZINC	F81058-1	1

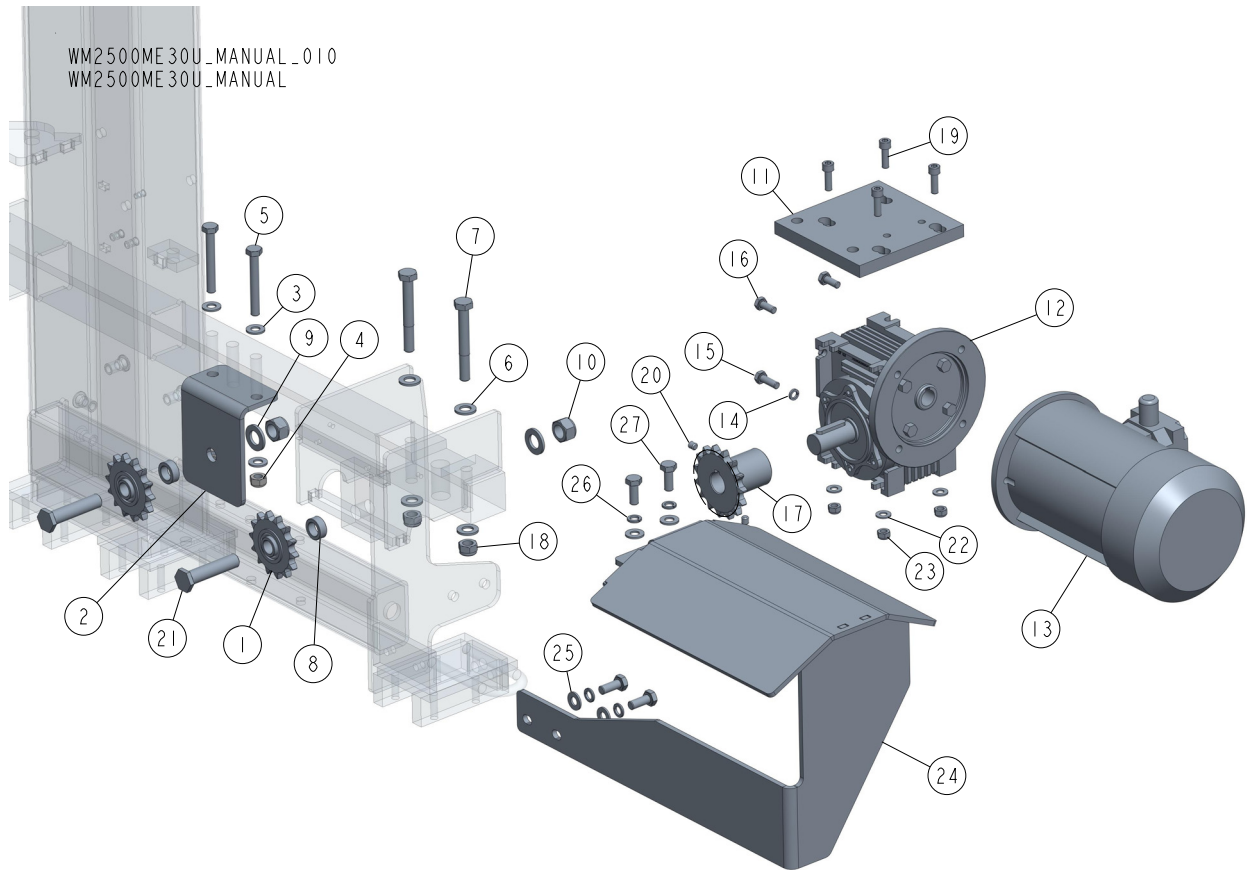
FEED SYSTEM & TRACK ROLLERS

Upper Track Rollers And Wipers

7

REF	DESCRIPTION (◆ indicates parts available in assemblies only)	PART #	QTY	
10	NUT, M16-8-HEX NYLON ZINC LOCK	F81036-2	1	
11	WASHER, 16.3 SPLIT LOCK ZINC	F81058-2	2	
12	NUT, 5/8-18 HEX JAM	F05010-11	2	
13	FITTING, PN/M-86002 GREASE	086280	2	
14	WASHER, Z 24.5 SPLIT LOCK ZINC	F81061-4	2	
15	BOLT, M24X2X90-8.8 HEX HEAD FULL THREAD	F81009-2	2	
-	ROLLER ASSEMBLY, REAR UPPER TRACK	088529	1	
16	BLOCK, REAR UPPER ROLLER MOUNT	088528	1	
17	RING, Z30 SPRING RETAINING	F81090-23	1	
18	ROLLER, CBK-468	088433	1	
19	SPACER, CAM FOLLOWER	088536	1	
20	ROLLER, TRACK CAM BEARING (MCGILL)	012797	1	
21	COVER, TANDEM ROLLER	088526-1	1	
22	COVER, REAR UPPER ROLLER	088527-1	1	
23	COVER, LT40/70 MIDDLE TRACK	522292-1	1	
24	WIPER, PLASTIC TRACK	M04113	2	
25	PLATE, TRACK WIPER	088559-1	2	
26	WASHER, 6.4 FLAT ZINC	F81053-1	8	
27	BOLT, M6X16 8.8 HEX HEAD FULL THREAD ZIN	F81001-15	4	
28	WASHER, 13 FLAT ZINC	F81056-1	1	
29	SCREW, M6X20 DIN-316/BN-276 ZINC WING	F81001-58	4	

7.2 Power Feed Drive



REF	DESCRIPTION (◆ indicates parts available in assemblies only)	PART #	QTY
1	SPROCKET, KSR 16.L0.10.10.14.08 W/BEARIN	088867	2
2	BRACKET, POWER FEED SPROCKET MOUNT	088507-1	1
3	WASHER, 10.5 FLAT ZINC	F81055-1	4
4	NUT, M10-8-B HEX NYLON ZINC LOCK	F81033-1	2
5	BOLT, M10X75-8.8-HEX HEAD ZINC	F81003-15	2
6	WASHER, 13 FLAT ZINC	F81056-1	4
7	BOLT, M12X90 8.8 HEX HEAD ZINC	F81004-2	2
8	SPACER, POWER FEED SPROCKET	088550-1	2
9	WASHER, 17 FLAT ZINC	F81058-1	2
10	NUT, M16-8-HEX NYLON ZINC LOCK	F81036-2	2
11	PLATE, MOTOREDUCER MOUNTING	088991-1	1
-	MOTOREDUCER, MR-50/7.5/1.1-1380/K3/B8.	100936-UL	1
12	MOTOREDUCER, MR-50/7.5/DO SILN/K3,N+S,B8	100935	1
13	MOTOR, STKG-80X-4C IMB14/1-162 UL INDUCT	090104-UL	1
14	WASHER, 8.2 SPLIT LOCK	F81054-4	2
15	BOLT, M8X25-8.8-B-HEX HEAD FULL THREAD Z	F81002-5	2
16	BOLT, M8X20-8.8-B HEX HEAD FULL THREAD Z	F81002-4	2
17	SPROCKET, 10B Z15 ZINC	088541-1	1
18	NUT, M12 8 HEX NYLON ZINC LOCK	F81034-2	2
19	SCREW, M8X25-8.8 HEX SOCKET HEAD CAP ZIN	F81002-21	4
20	SCREW, M8 X 8-33H	F81014-1	2
21	BOLT, SPROCKET ZINC-PLATED MOUNTING	090432-1	2

FEED SYSTEM & TRACK ROLLERS

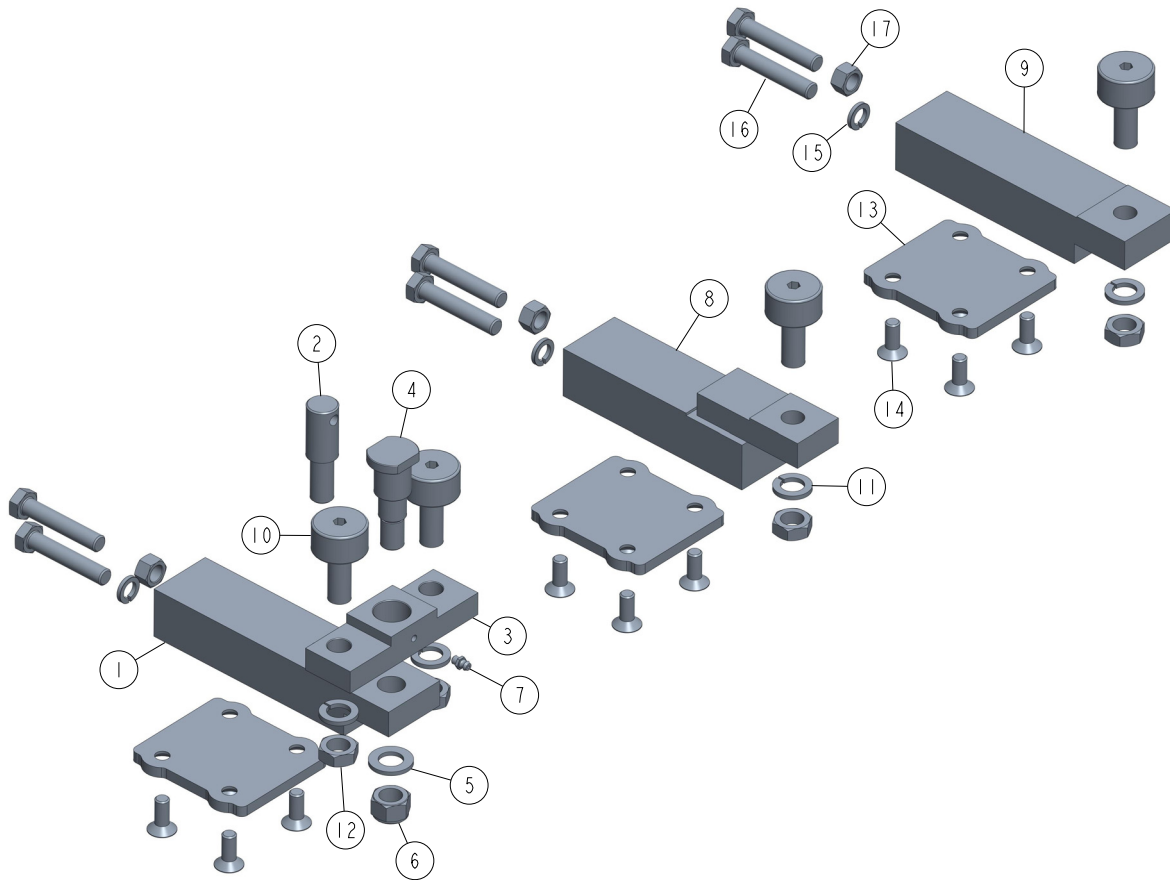
Power Feed Drive

7

REF	DESCRIPTION (◆ indicates parts available in assemblies only)	PART #	QTY	
22	WASHER, 8.4 FLAT ZINC	F81054-1	4	
23	NUT, M8-8-B HEX NYLON ZINC LOCK	F81032-2	4	
-	GUARD, LT70AC POWER FEED MOTOR COMPLETE	504651	1	
24	GUARD, LT70AC POWER FEED MOTOR	504652-1	1	
25	WASHER, 10.5 FLAT ZINC	F81055-1	4	
26	WASHER, Z 10.2 SPLIT LOCK ZINC	F81055-2	4	
27	BOLT, M10X25 8.8 HEX HEAD FULL THREAD ZI	F81003-11	4	

7.3 Lower Track Rollers

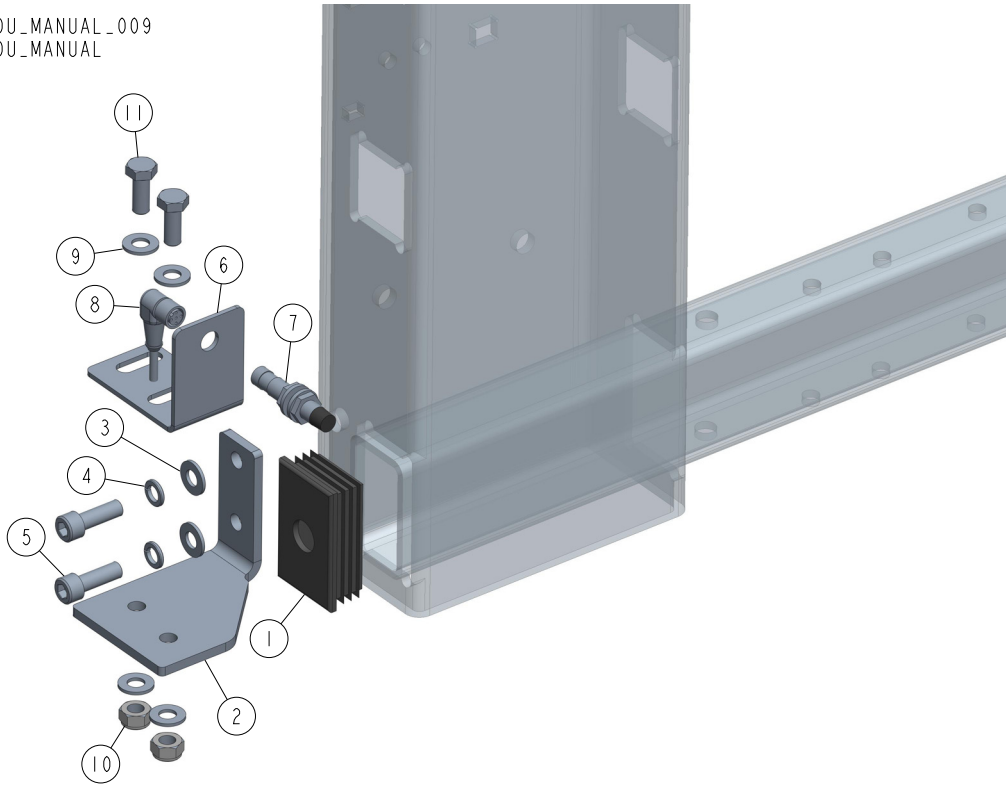
WM2500ME30U_MANUAL_007
WM2500ME30U_MANUAL



REF	DESCRIPTION (◆ indicates parts available in assemblies only)	PART #	QTY
-	LOCK ASSEMBLY, VERTICAL MAST ALIGNMENT	088523-1	1
1	BLOCK, VERTICAL MAST ALIGNMENT DOUBLE	088517	1
2	PIN, SAFETY LOCK	088519	1
3	BLOCK, CAM FOLLOWER MOUNT	088520	1
4	PIN, CAM FOLLOWER MOUNT	088521	1
5	WASHER, 17 FLAT ZINC	F81058-1	1
6	NUT, M16-8-HEX NYLON ZINC LOCK	F81036-2	1
7	FITTING, PN/M-86002 GREASE	086280	1
8	BLOCK WELDMENT, LOWER TRACK ROLLER MOUNT	091425-1	1
9	BLOCK, VERTICAL MAST ALIGNMENT SINGLE	088518-1	1
10	ROLLER, TRACK CAM BEARING (MCGILL)	012797	4
11	WASHER, 16.3 SPLIT LOCK ZINC	F81058-2	4
12	NUT, 5/8-18 HEX JAM	F05010-11	4
13	PLATE, LOWER TRACK ROLLER RETAINER	510841-1	3
14	SCREW, M10X25-10.9 DIN 7991 FLAT SOCKET	F81003-82	12
15	WASHER, Z12.2 SPLIT LOCK ZINC	F81056-2	3
16	BOLT, M12X1 25X65-8 8 HEX HEAD FULL THRE	F81004-40	6
17	NUT, M12X1.25 - 8 - B HEX ZINC	F81034-8	3

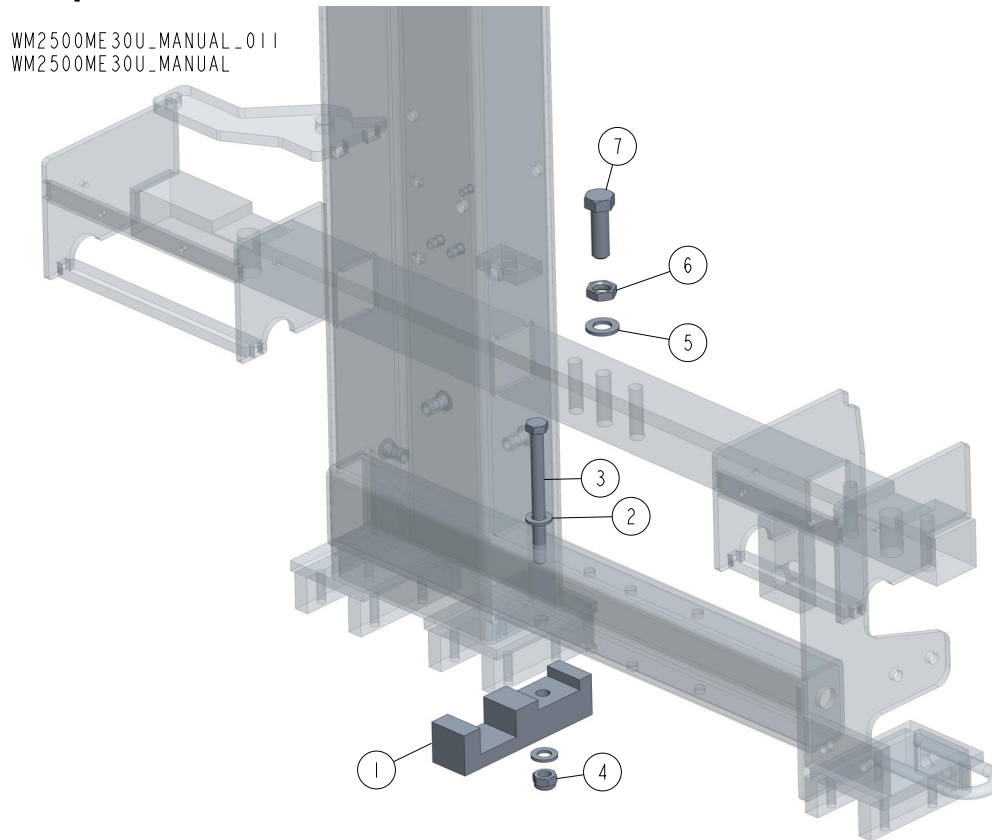
7.4 Mast Proximity Sensor

WM2500ME30U_MANUAL_009
WM2500ME30U_MANUAL



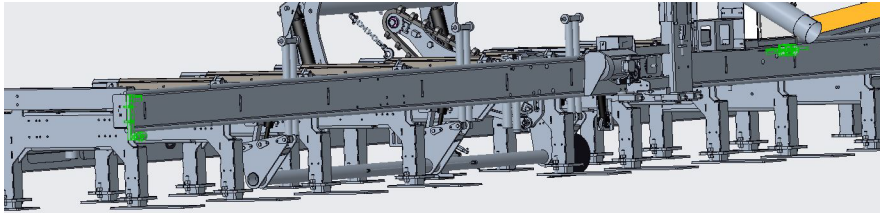
REF	DESCRIPTION (◆ indicates parts available in assemblies only)	PART #	QTY	
-	CAP	567843	1	
1	CAP, 50X80	567842	1	
-	PLATE, MOUNTING	567845	1	
2	PLATE, MOUNTING	567839-1	1	
3	WASHER, 10.5 FLAT ZINC	F81055-1	2	
4	WASHER, Z 10.2 SPLIT LOCK ZINC	F81055-2	2	
5	SCREW, M10X30 8.8 HEX SOCKET HEAD CAP ZI	F81003-110	2	
6	BRACKET, WM2500 PROXIMITY SENSORS	593774-1	1	
7	SENSOR, BES M12MG-PSC80F-S04G INDUCTIVE	093168	1	
8	CABLE, BCC M425-0000-1A-003-VX8434-050	087652	1	
9	WASHER, 10.5 FLAT ZINC	F81055-1	4	
10	NUT, M10-8-B HEX NYLON ZINC LOCK	F81033-1	2	
11	BOLT, M10X25 8.8 HEX HEAD FULL THREAD	F81003-31	2	

7.5 Mast Bumper

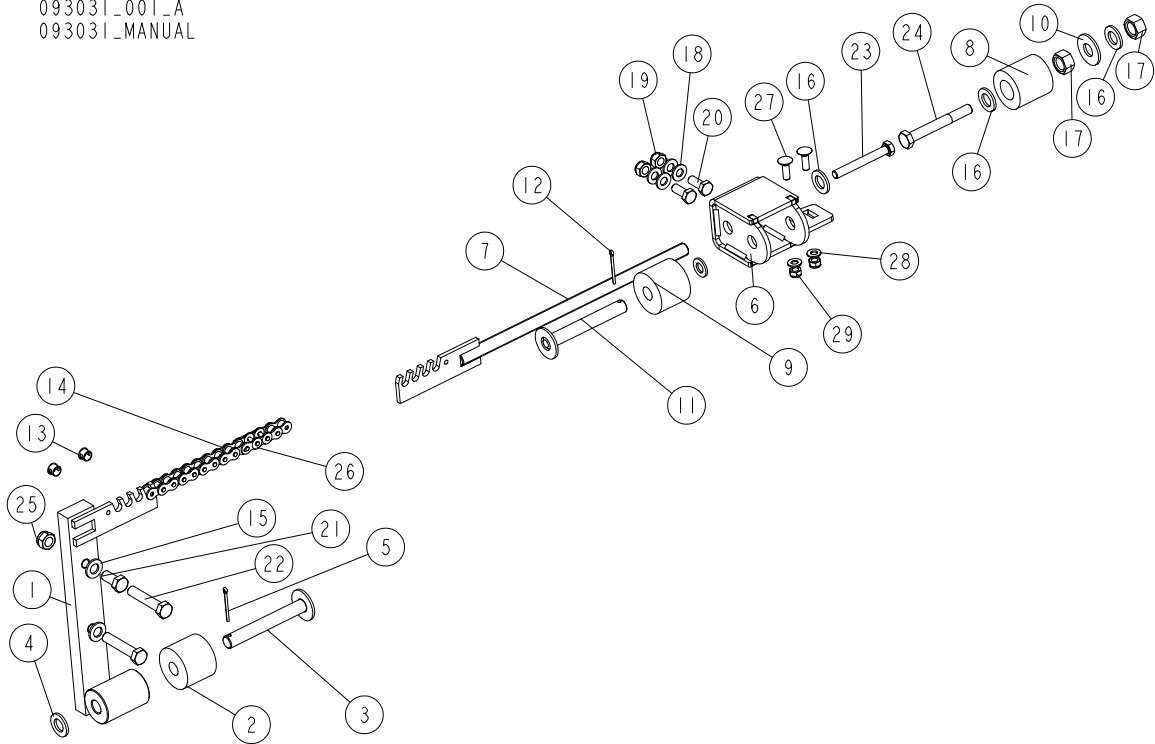


REF	DESCRIPTION (◆ indicates parts available in assemblies only)	PART #	QTY
1	BUMPER	090281-1	1
2	WASHER, 13 FLAT ZINC	F81056-1	2
3	BOLT, M12X130-8.8-HEX HEAD ZINC	F81004-36	1
4	NUT, M12 8 HEX NYLON ZINC LOCK	F81034-2	1
5	WASHER, 17 FLAT ZINC	F81058-1	1
6	NUT, M16 THIN ZINC	F81036-4	1
7	BOLT, M16X50-8.8 HEX HEAD FULL THREAD ZINC	F81006-7	1

7.6 Mast Stops (No. 093031)



093031_001_A
093031_MANUAL



REF.	DESCRIPTION (* indicates parts available in assemblies only)	PART NO.	QTY
-	LT70/M/E25 EQUIPMENT	093031	1
-	STOP ASSEMBLY, REAR POWER FEED	089362	1
1	STOP WELDMENT, REAR POWER FEED	088346-1	1
2	BUSHING, 11/16X2 1/8X1 3/4 RUBBER	P12165	1
3	PIN, 16X117 W/PLATE	089361-1	1
4	WASHER, 17 SPLIT LOCK ZINC	F81058-1	1
5	PIN, S-ZN 4X25 COTTER	F81043-2	1
6	MOUNT WELDMENT, FRONT CARRIAGE STOP	546123-1	1
7	TENSIONER, POWER FEED CHAIN ZINC-PLATED (FRONT)	089364-1	1
8	SPRING, LT15 BLADE TENSIONER	014828	1
9	BUSHING, 11/16X2 1/8X1 3/4 RUBBER	P12165	1
10	WASHER, 17/40-3 ZINC-PLATED	089360-1	1
11	PIN, 16X117 W/PLATE	089361-1	1
12	PIN, S-ZN 4X25 COTTER	F81043-2	1
13	PLUG, 12.7 HEYMAN DP-812 HOLE	086773	2
14	CHAIN, 10B-1-457 (7.25M)	090370	1
	CHAIN, 0.9M #40 35.5"	521579 ¹	1

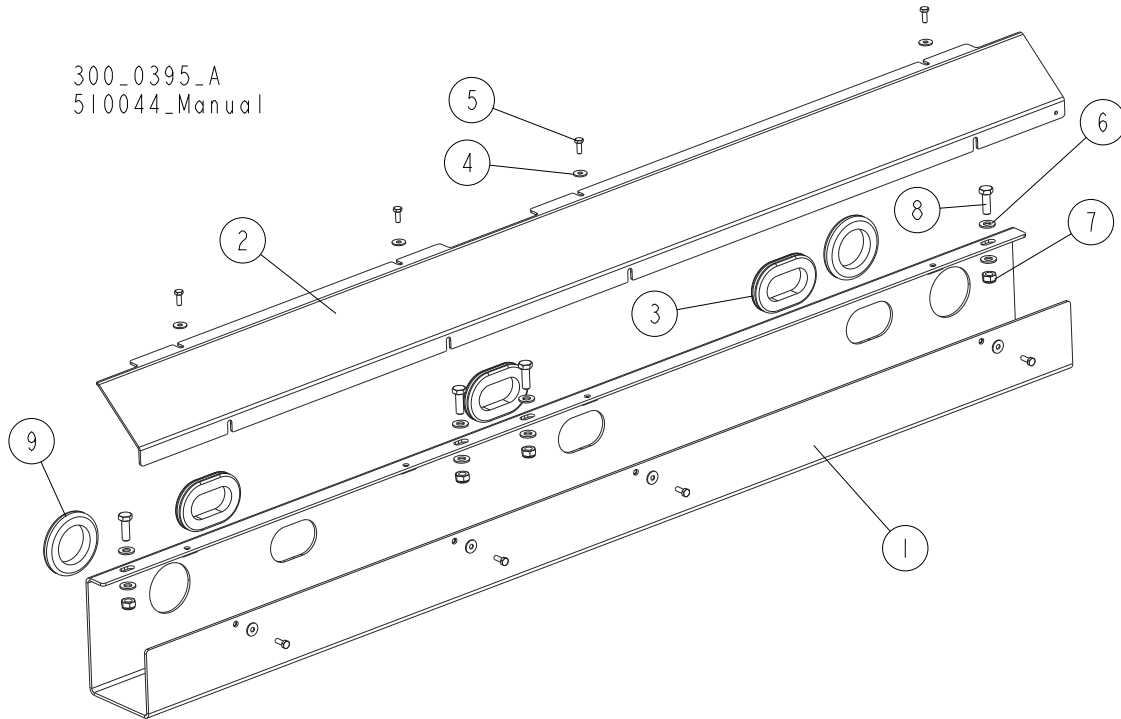
REF.	DESCRIPTION (* indicates parts available in assemblies only)	PART NO.	QTY	
15	WASHER, 13 FLAT ZINC	F81056-1	3	
16	WASHER, 17 SPLIT LOCK ZINC	F81058-1	3	
17	NUT, M16-8 HEX ZINC	F81036-1	2	
18	WASHER, 10.5 FLAT ZINC	F81055-1	4	
19	NUT, M10-8-B HEX NYLON ZINC LOCK	F81033-1	3	
20	BOLT, M10X25 8.8 HEX HEAD FULL THREAD ZINC	F81003-11	2	
21	BOLT, M12X25-8.8 HEX HEAD FULL THREAD ZINC	F81004-31	1	
22	BOLT, M12X60-8.8 HEX HEAD ZINC	F81004-5	2	
23	BOLT, M10X80-8.8 HEX HEAD ZINC	F81003-50	1	
24	BOLT, M12X95 8.8 HEX HEAD ZINC	F81004-29	1	
25	NUT, M12 8 HEX NYLON ZINC LOCK	F81034-2	1	
26	LINK, 10B-1PZ MASTER	088671	2	
	LINK, #40 MASTER	P04200 ²	2	
27	BOLT, M8X25-8.8 CARRIAGE ZINC	F81002-59	2	
28	WASHER, 8.4 FLAT ZINC	F81054-1	2	
29	NUT, M8-8-B HEX NYLON ZINC LOCK	F81032-2	2	

¹ Used on LT70H

² Used on LT70H

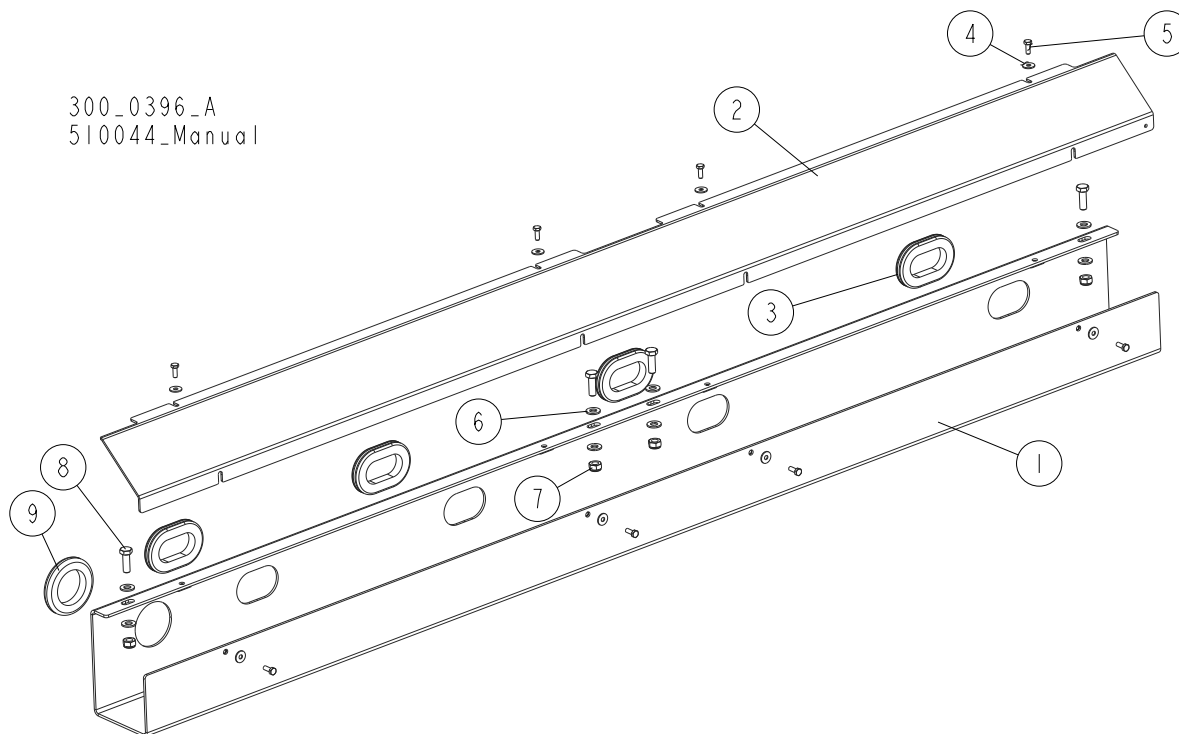
SECTION 8 BED FRAME ASSEMBLY

8.1 Front Hydraulic Hose Duct



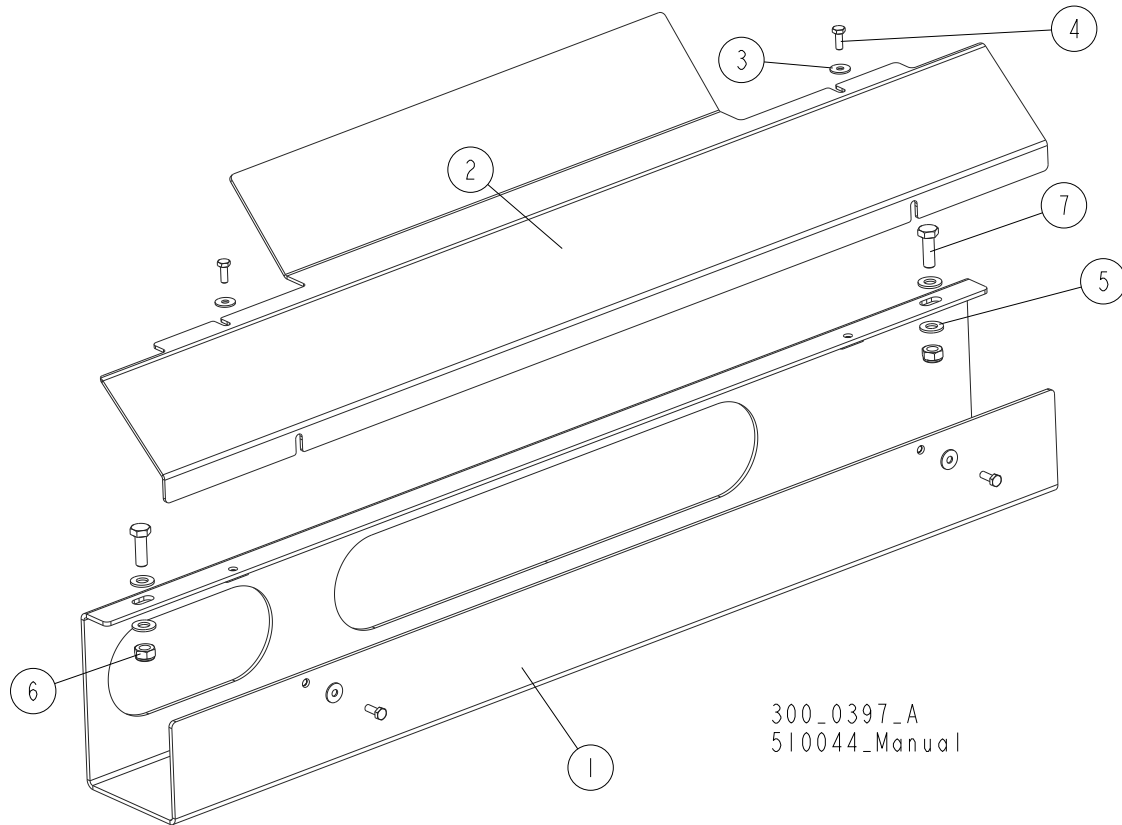
REF	DESCRIPTION (◆ indicates parts available in assemblies only)	PART #	QTY
	DUCT, FRONT HYDRAULIC HOSE - COMPLETE	510240	1
1	DUCT WELDMENT, FRONT HYDRAULIC HOSE	510237-1	1
2	COVER, FRONT HYDRAULIC HOSE DUCT	510239-1	1
3	GROMMET, RUBBER	089532	3
4	WASHER, 6.5 SPECIAL FLAT ZINC	F81053-11	8
5	BOLT, M6 x 16 8.8 HEX HEAD FULL THREAD ZINC	F81001-15	8
6	WASHER, 10.5 FLAT ZINC	F81055-1	8
7	NUT, M10-8-B HEX NYLON ZINC LOCK	F81033-1	4
8	BOLT, M10X30-5.8 HEX HEAD FULL THREAD	F81003-2	4
9	GROMMET, ROUND RUBBER	085614	2

8.2 Middle Hydraulic Hose Duct



REF.	DESCRIPTION (◆ indicates parts available in assemblies only)	PART #	QTY
	DUCT, MIDDLE HYDRAULIC HOSE - COMPLETE	510235	1
1	DUCT, MIDDLE HYDRAULIC HOSE	510234-1	1
2	COVER, MIDDLE HYDRAULIC HOSE DUCT	510238-1	1
3	GROMMET, RUBBER	089532	4
4	WASHER, 6.5 SPECIAL FLAT ZINC	F81053-11	8
5	BOLT, M6 x 16 8.8 HEX HEAD FULL THREAD ZINC	F81001-15	8
6	WASHER, 10.5 FLAT ZINC	F81055-1	8
7	NUT, M10-8-B HEX NYLON ZINC LOCK	F81033-1	4
8	BOLT, M10X30-5.8 HEX HEAD FULL THREAD	F81003-2	4
9	GROMMET, ROUND RUBBER	085614	1

8.3 Rear Hydraulic Hose Duct

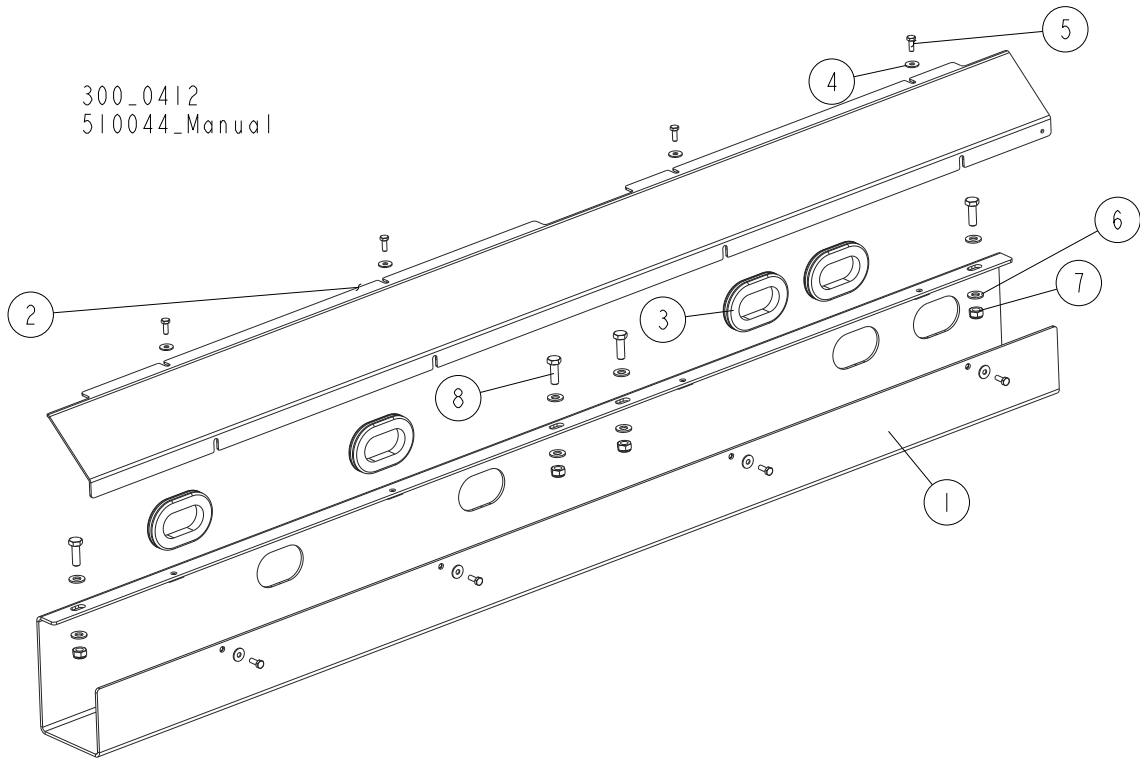


REF.	DESCRIPTION (◆ indicates parts available in assemblies only)	PART #	QTY
	DUCT, REAR HYDRAULIC HOSE - COMPLETE	510510	1
1	DUCT WELDMENT, REAR HYDRAULIC HOSE	510509-1	1
2	COVER, REAR HYDRAULIC HOSE DUCT	510511-1	1
3	WASHER, 6.5 SPECIAL FLAT ZINC	F81053-11	4
4	BOLT, M6 x 16 8.8 HEX HEAD FULL THREAD ZINC	F81001-15	4
5	WASHER, 10.5 FLAT ZINC	F81055-1	4
6	NUT, M10-8-B HEX NYLON ZINC LOCK	F81033-1	2
7	BOLT, M10X30-5.8 HEX HEAD FULL THREAD	F81003-2	2

8 BED FRAME ASSEMBLY

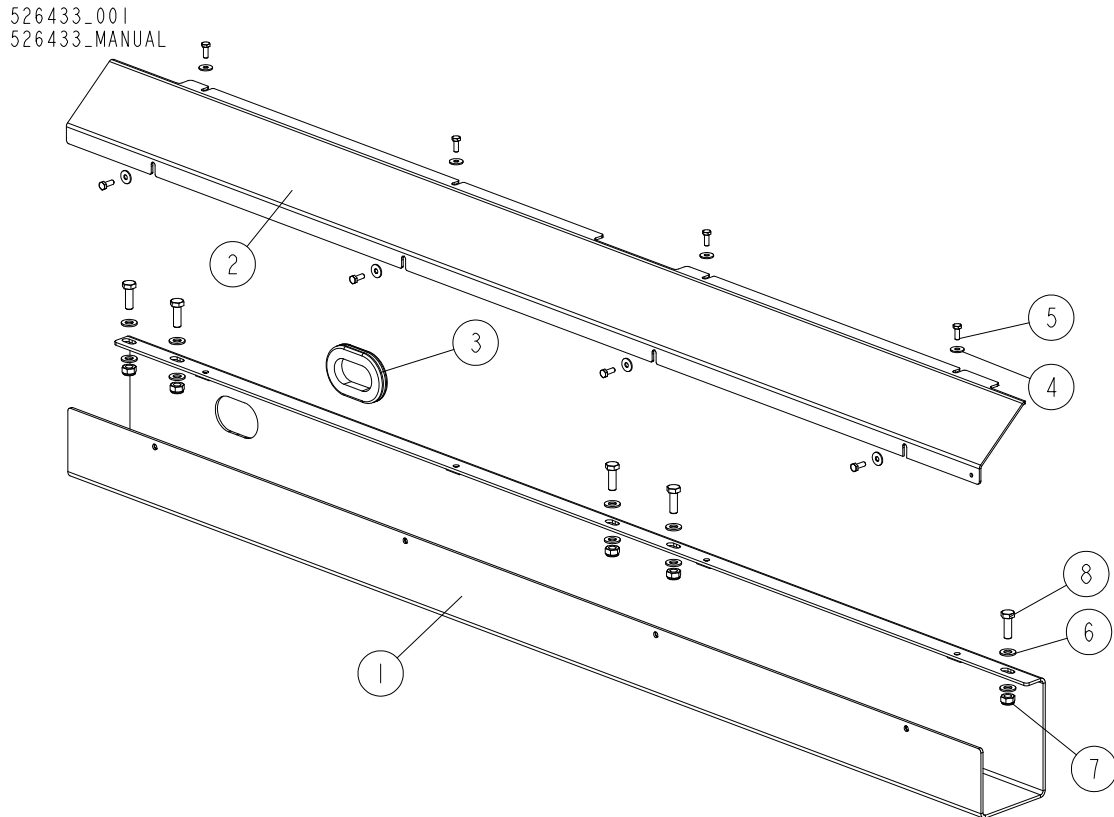
Front Hydraulic Hose Duct

8.4 Front Hydraulic Hose Duct



REF	DESCRIPTION (◆ indicates parts available in assemblies only)	PART #	QTY
	DUCT, FRONT HYDRAULIC HOSE - COMPLETE	519000	1
1	DUCT WELDMENT, FRONT HYDRAULIC HOSE	519003-1	1
2	COVER, FRONT HYDRAULIC HOSE DUCT	519001-1	1
3	GROMMET, RUBBER	089532	4
4	WASHER, 6.5 SPECIAL FLAT ZINC	F81053-11	8
5	BOLT, M6 X 16 8.8 HEX HEAD FULL THREAD ZINC	F81001-15	8
6	WASHER, 10.5 FLAT ZINC	F81055-1	8
7	NUT, M10-8-B HEX NYLON ZINC LOCK	F81033-1	4
8	BOLT, M10X30-5.8 HEX HEAD FULL THREAD	F81003-2	4

8.5 Rear Hydraulic Hose Guide

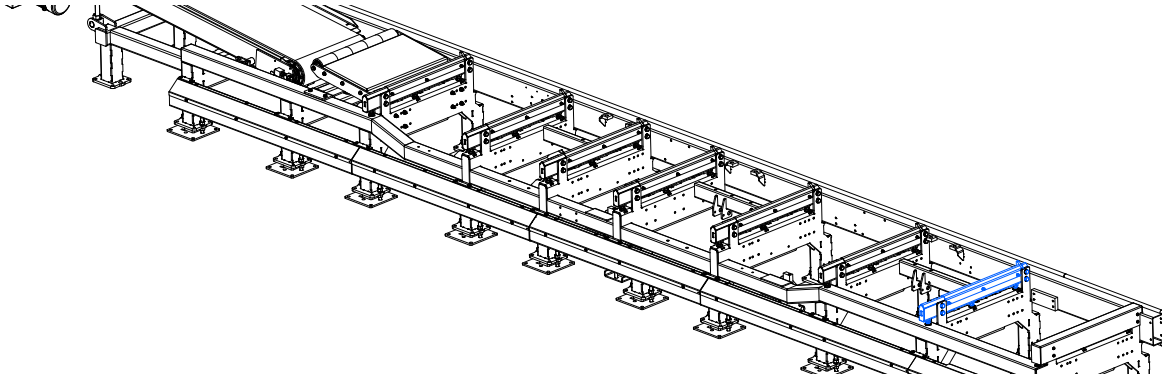


REF.	DESCRIPTION (◆ indicates parts available in assemblies only)	PART #	QTY
-	GUIDE, HYDRAULIC HOSE REAR - COMPLETE	526433	1
1	GUIDE WELDMENT, HYDRAULIC HOSE REAR	526435-1	1
2	COVER, REAR HYDRAULIC HOSE GUIDE	526434-1	1
3	GROMMET, RUBBER	089532	1
4	WASHER, 6.5 SPECIAL FLAT ZINC	F81053-11	8
5	BOLT, M6X16-8.8 HEX HEAD FULL THREAD ZINC	F81001-15	8
6	WASHER, 10.5 FLAT ZINC	F81055-1	10
7	NUT, M10-8-B HEX NYLON ZINC LOCK	F81033-1	5
8	BOLT, M10X30-8.8 HEX HEAD FULL THREAD ZINC	F81003-2	5

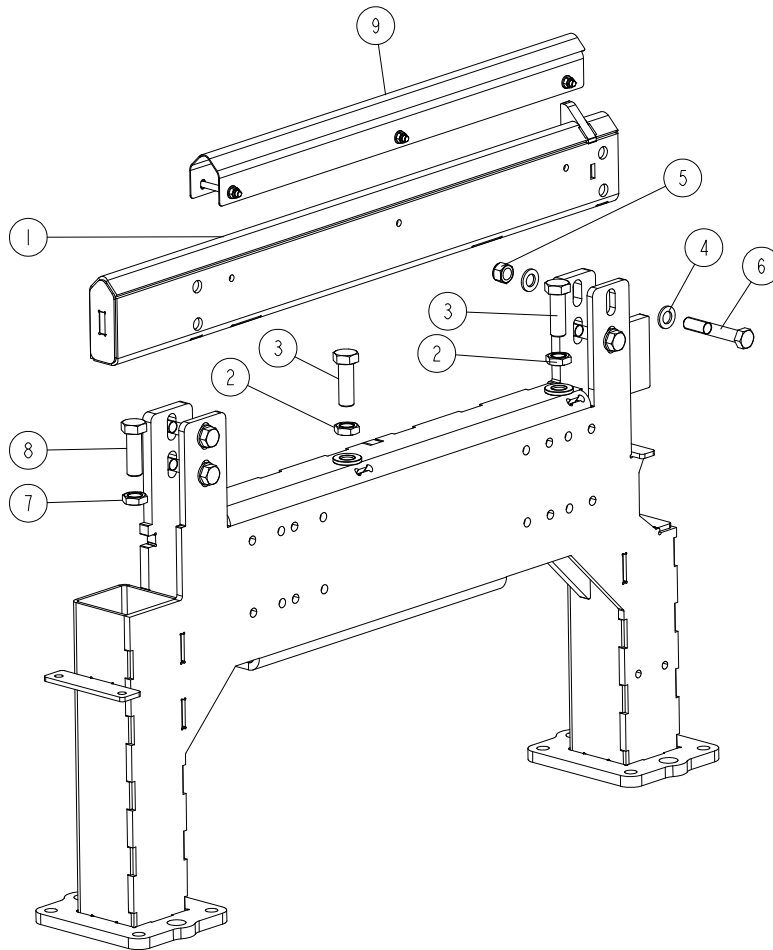
8 BED FRAME ASSEMBLY

Bed Rail w/Cover

8.6 Bed Rail w/Cover



532225_002-1
532225_MANUAL



REF.	DESCRIPTION (◆ indicates parts available in assemblies only)	PART #	QTY
1	RAIL, WM4000 BED	525555	1

BED FRAME ASSEMBLY

Bed Rail w/Cover

8

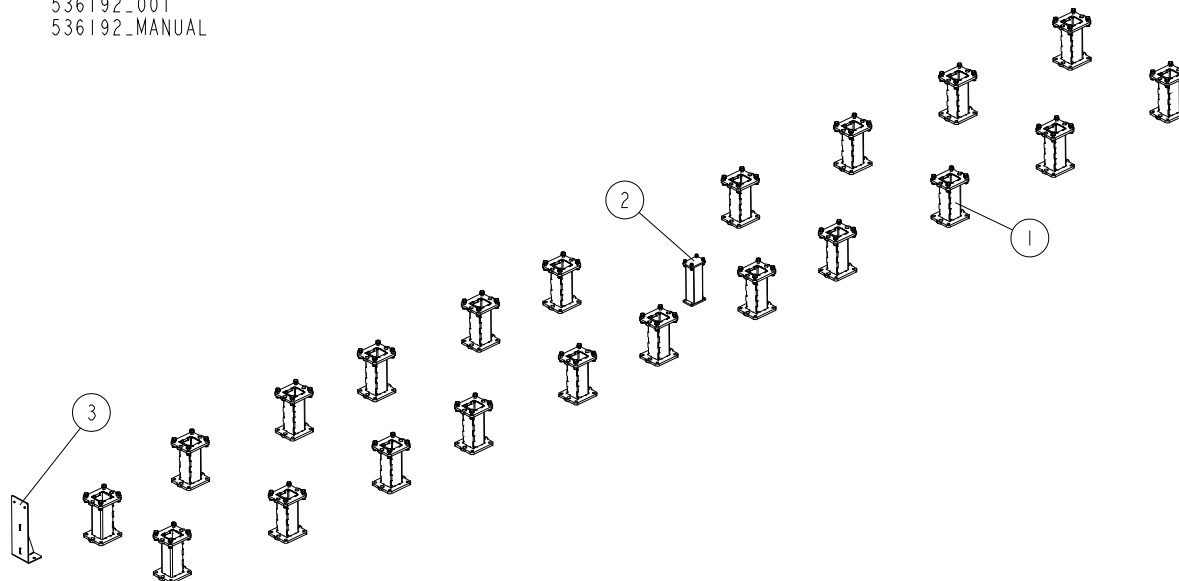
REF.	DESCRIPTION (◆ indicates parts available in assemblies only)	PART #	QTY	
2	NUT, M20 ISO 4035 THIN ZINC	F81037-9	2	
3	BOLT, M20X60 8.8 HEX HEAD FULL THREAD ZINC	F81007-5	2	
4	WASHER, 17 FLAT ZINC	F81058-1	8	
5	NUT, M16-8 HEX NYLON ZINC LOCK	F81036-2	4	
6	BOLT, M16X100-8.8 HEX HEAD ZINC	F81006-60	4	
7	NUT, M20 ISO 4035 THIN ZINC	F81037-9	1	
8	BOLT, M20X60 8.8 HEX HEAD FULL THREAD ZINC	F81007-5	1	
9	COVER, WM4000 BED RAIL - COMPLETE See Section 8.29	525563	1	

8 BED FRAME ASSEMBLY

"H" Frame Support Set

8.7 "H" Frame Support Set

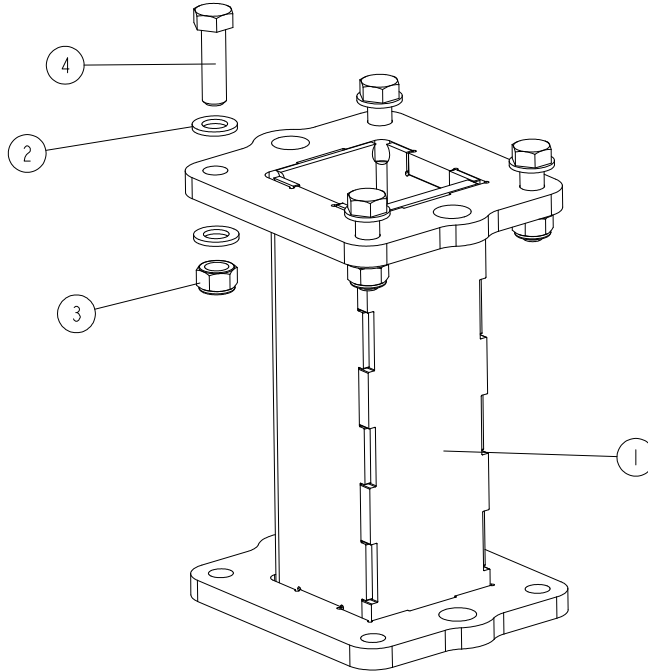
536192_001
536192_MANUAL



REF	DESCRIPTION (◆ indicates parts available in assemblies only)	PART #	QTY
-	SUPPORT SET, H BED FRAME	536192	1
1	SUPPORT, WM4000 BED FRAME - COMPLETE See Section 8.8	534431	21
2	SUPPORT, H FRAME LOG TURNER REINFORCING BRACKET See Section 8.9	536195	1
3	SUPPORT, CABLE CARRIER GUIDE	552880-1	1

8.8 WM4000 Bed Frame Support

534431_001
 534431_MANUAL

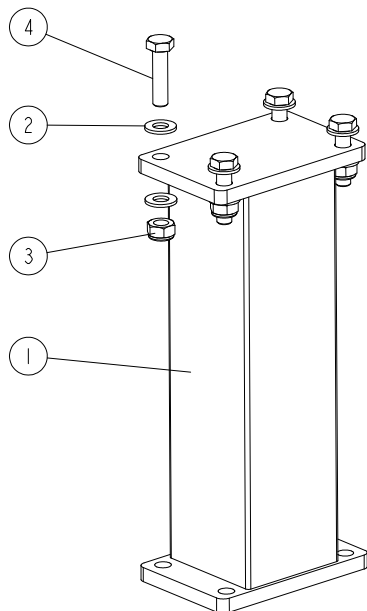


REF.	DESCRIPTION (◆ indicates parts available in assemblies only)	PART #	QTY
-	SUPPORT, WM4000 BED FRAME - COMPLETE	534431	1
1	SUPPORT, WM4000 BED FRAME	534428-1	1
2	WASHER, 17 FLAT ZINC	F81058-1	8
3	NUT, M16-8 HEX NYLON ZINC LOCK	F81036-2	4
4	BOLT, M16X55-8.8 HEX HEAD FULL THREAD ZINC	F81006-61	4

8 **BED FRAME ASSEMBLY**
Turner Reinforcing Bracket Support, "H" Frame

8.9 Turner Reinforcing Bracket Support, "H" Frame

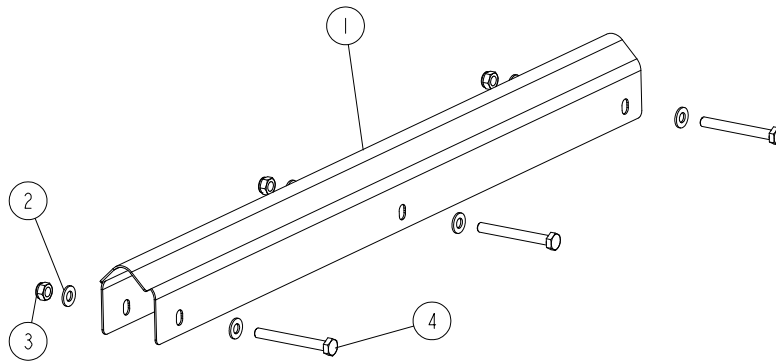
536195_001
 536195_MANUAL



REF	DESCRIPTION (◆ indicates parts available in assemblies only)	PART #	QTY	
-	SUPPORT, H FRAME LOG TURNER REINFORCING BRACKET	536195	1	
1	SUPPORT WELDMENT, H FRAME LOG TURNER REINFORCING BRACKET	536194-1	1	
2	WASHER, 10.5 FLAT ZINC	F81055-1	8	
3	NUT, M10-8-B HEX NYLON ZINC LOCK	F81033-1	4	
4	BOLT, M10 X 40-8.8 HEX HEAD FULL THREAD ZINC	F81003-16	4	

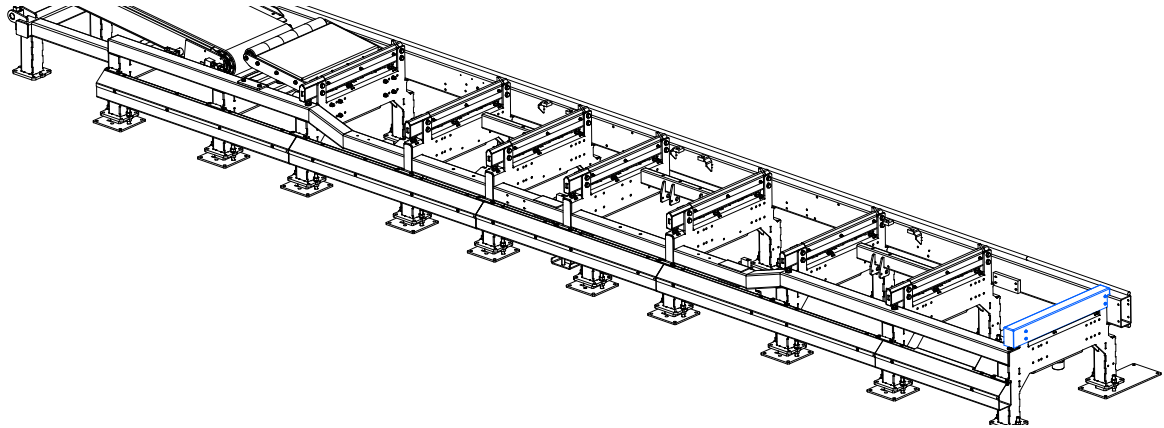
8.10 Bed Rail Cover (Part No. 525563)

525563_001
525563_MANUAL

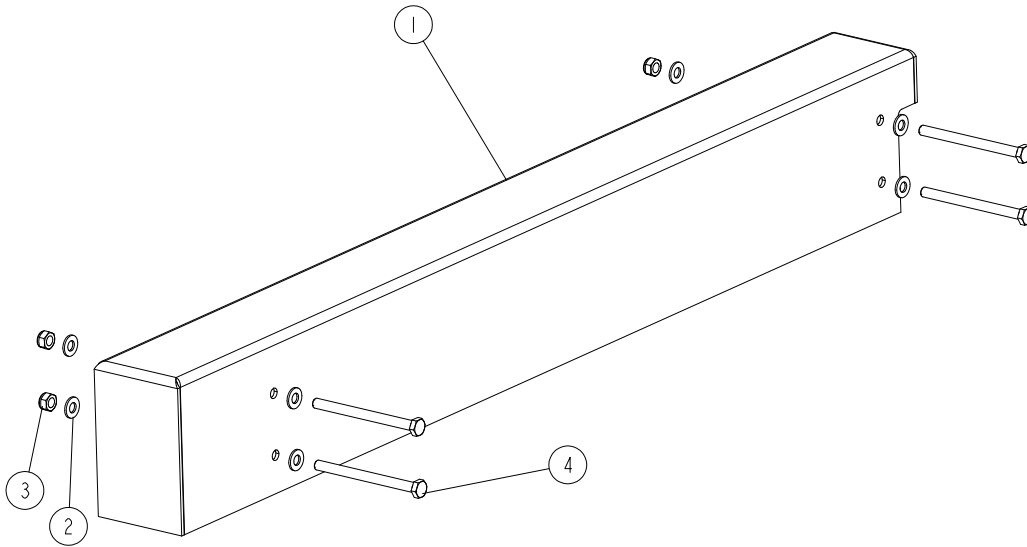


REF.	DESCRIPTION (* indicates parts available in assemblies only)	PART NO.	QTY	
-	COVER, WM4000 BED RAIL - COMPLETE	525563	1	
1	COVER, WM4000 BED RAIL	525561	1	
2	WASHER, 8.4 FLAT ZINC	F81054-1	6	
3	NUT, M8-8-B HEX NYLON ZINC LOCK	F81032-2	3	
4	BOLT, M8X70-8.8 HEX HEAD ZINC	F81002-71	3	

8.11 Bed Frame End Cover (Part No. 527381)

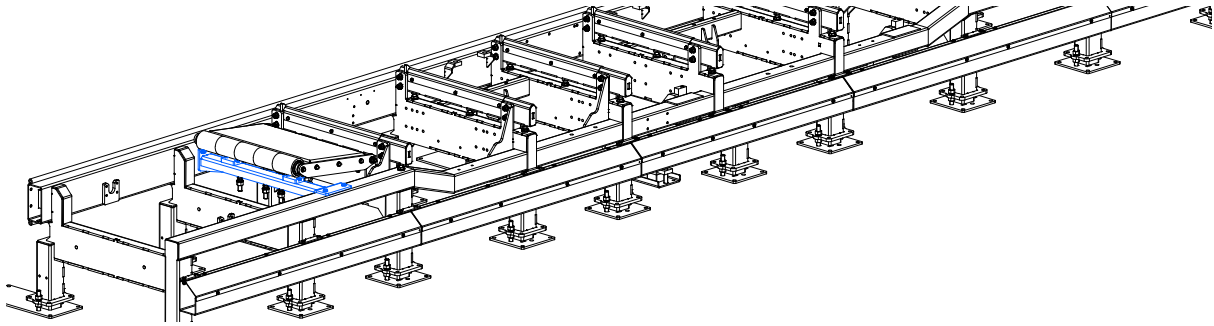


527381_001
527381_MANUAL

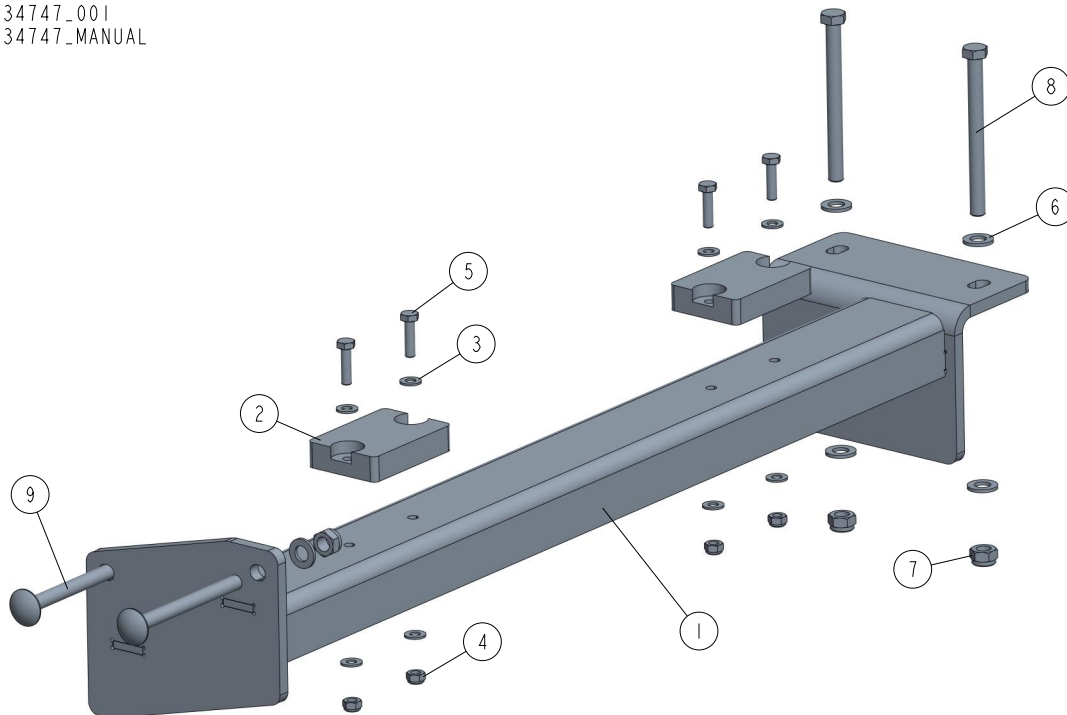


REF.	DESCRIPTION (* indicates parts available in assemblies only)	PART NO.	QTY
-	COVER, BED FRAME END - COMPLETE	527381	1
1	COVER, BED FRAME END	527379-1	1
2	WASHER, 8.4 FLAT ZINC	F81054-1	8
3	NUT, M8-8-B HEX NYLON ZINC LOCK	F81032-2	4
4	BOLT, M8X100-8.8 HEX HEAD ZINC	F81002-23	4

8.12 Cushion Spring Support Beam (Part No. 534747)



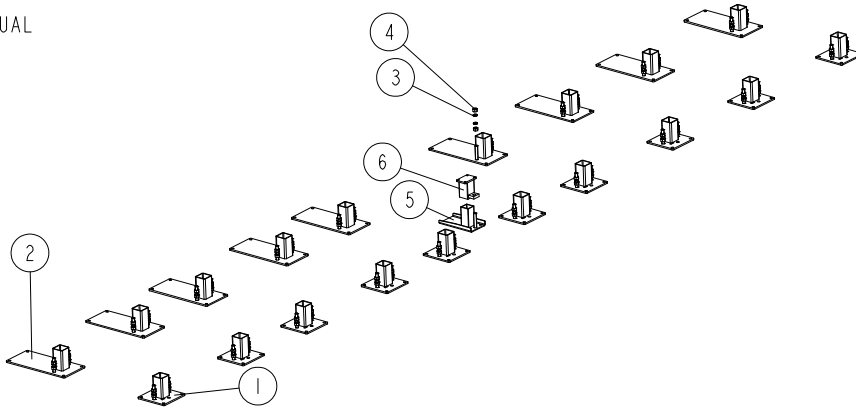
534747_001
534747_MANUAL



REF.	DESCRIPTION (* indicates parts available in assemblies only)	PART NO.	QTY
-	BEAM, CUSHION SPRING SUPPORT - COMPLETE	534747	1
1	BEAM WELDMENT, SPRING SUPPORT	534746-1	1
2	BUMPER, GRENE 70 3201 0010 RUBBER	094969	2
3	WASHER, 8.4 FLAT ZINC	F81054-1	8
4	NUT, M8-8-B HEX NYLON ZINC LOCK	F81032-2	4
5	BOLT, M8X30 8.8 HEX HEAD FULL THREAD ZINC	F81002-7	4
6	WASHER, 13 FLAT ZINC	F81056-1	6
7	NUT, M12 8 HEX NYLON ZINC LOCK	F81034-2	4
8	BOLT, M12X130-8.8 HEX HEAD ZINC	F81004-36	2
9	BOLT, M12X130 8.8 CARRIAGE ZINC	F81004-26	2

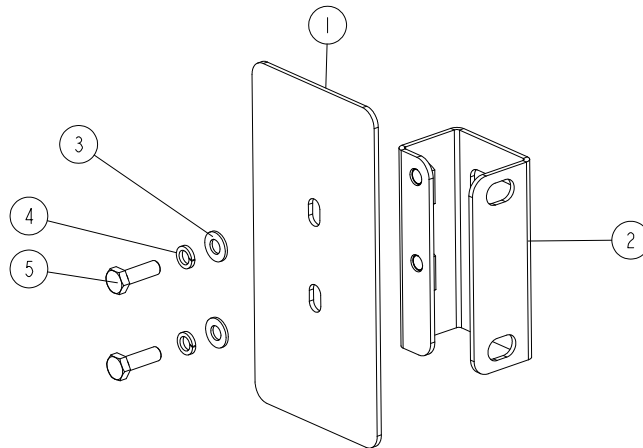
8.13 Leg Foot Set, LT H (No. 532226)

532226_001
532226_MANUAL



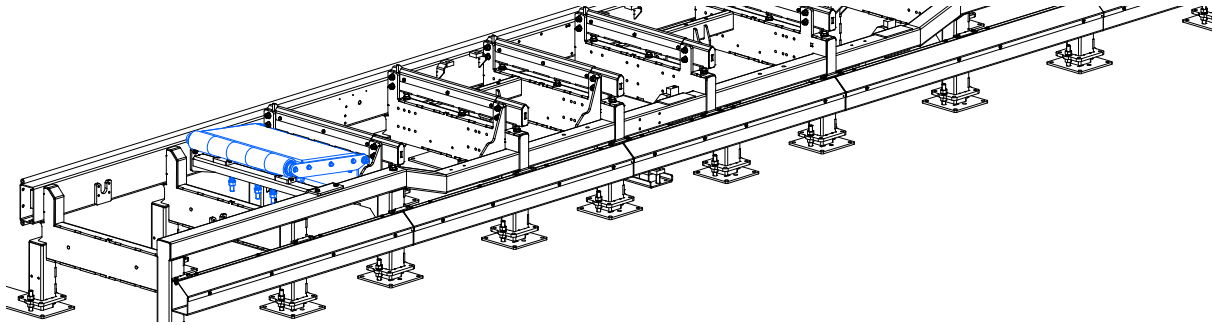
REF.	DESCRIPTION (* indicates parts available in assemblies only)	PART NO.	QTY
-	FOOT SET, LT H BED FRAME	532226	1
1	FOOT WELDMENT, ADJUSTABLE LEG	510897-1	10
2	FOOT WELDMENT, WM4000 ADJUSTABLE LEG	510910-1	9
3	WASHER, 20.5 SPLIT LOCK ZINC	F81059-1	76
4	NUT, M20-8 HEX ZINC	F81037-1	76
5	FOOT, WIDE	501084-1	1
6	SUPPORT, LOG TURNER	523003-1	1

8.14 Main Tube Cover Assembly (Part No. 093052)

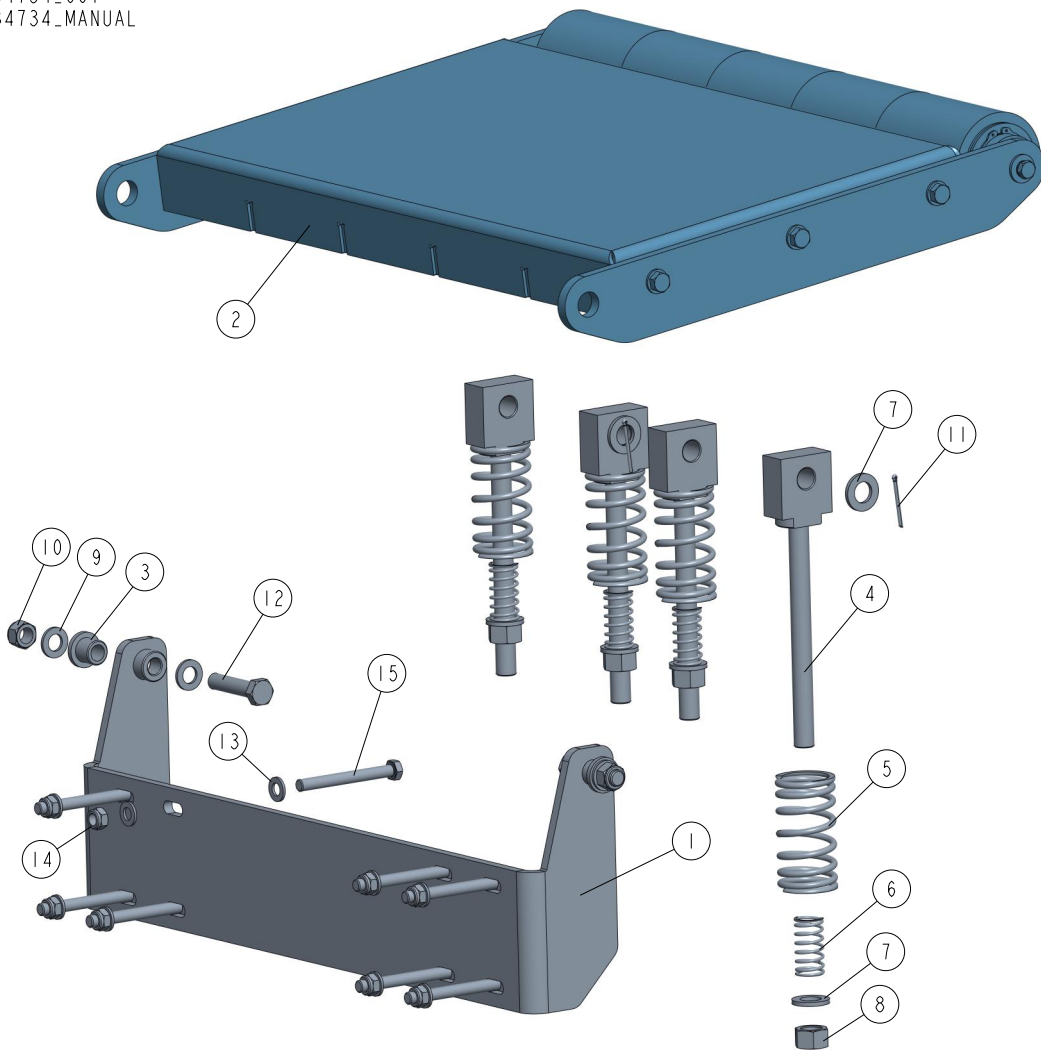
093052_001
093052_MANUAL

REF	DESCRIPTION (◆ indicates parts available in assemblies only)	PART #	QTY	
-	COVER ASSEMBLY, MAIN TUBE	093052	1	
1	PLATE, 201X101.6X3 COVER	015023-1	1	
2	BRACKET WELDMENT, REAR TUBE COVER	087105-1	1	
3	WASHER, 8.4 FLAT ZINC	F81054-1	2	
4	WASHER 8,2 SPLIT LOCK ZINC	F81054-4	2	
5	BOLT, M8X25-8.8-B HEX HEAD FULL THREAD ZINC	F81002-5	2	

8.15 Board Removal Bumper Assembly (Part No. 534734)



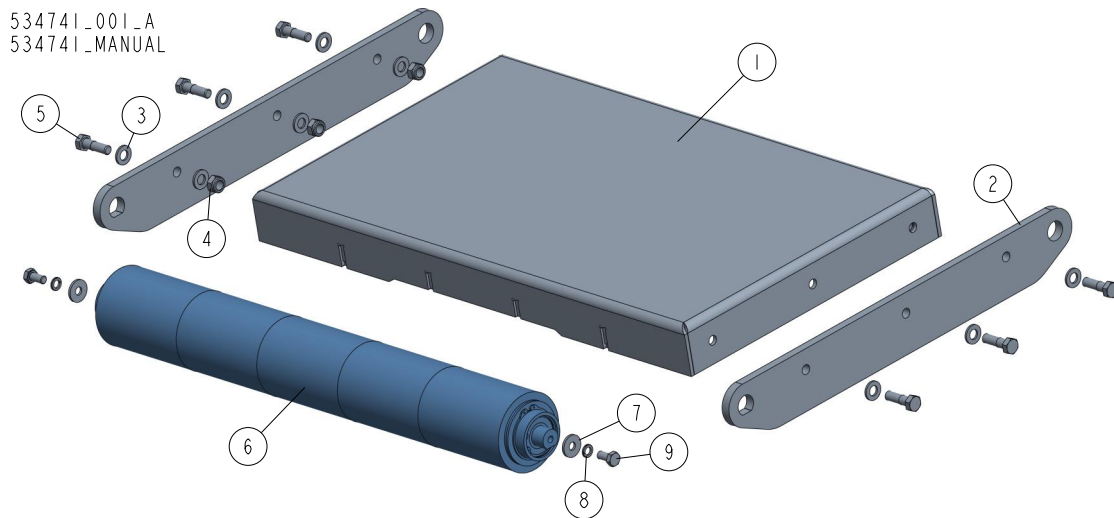
534734_001
534734_MANUAL



REF.	DESCRIPTION (* indicates parts available in assemblies only)	PART NO.	QTY
-	BUMPER ASSEMBLY, WM4000 BOARD REMOVAL	534734	1
1	BRACKET WELDMENT, BUMPER PLATE MOUNT	534736-1	1
2	PLATE W/ROLLER - COMPLETE See Section 8.16	534741	1
3	BUSHING, 16.2/24.5-25 FLANGE 35-5 ZINC-PLATED	534742	2
4	ROD WELDMENT, BUMPER SPRING	510818-1	4
5	SPRING, 110X46X6.5 CUSHION	510815	4

REF.	DESCRIPTION (* indicates parts available in assemblies only)	PART NO.	QTY	
6	SPRING, 60X23X3 ZINC-PLATED	088992	4	
7	WASHER, 21 FLAT ZINC	F81059-2	8	
8	NUT, M20-8 HEX ZINC	F81037-1	4	
9	WASHER, 17 SPLIT LOCK ZINC	F81058-1	4	
10	NUT, M16-8 HEX NYLON ZINC LOCK	F81036-2	2	
11	PIN, S-ZN-4X45 COTTER	F81043-22	4	
12	BOLT, M16X70 HEX HEAD ZINC	F81006-16	2	
13	WASHER, 13 FLAT ZINC	F81056-1	16	
14	NUT, M12 8 HEX NYLON ZINC LOCK	F81034-2	8	
15	BOLT, M12X110-8.8-B HEX HEAD ZINC	F81004-47	8	

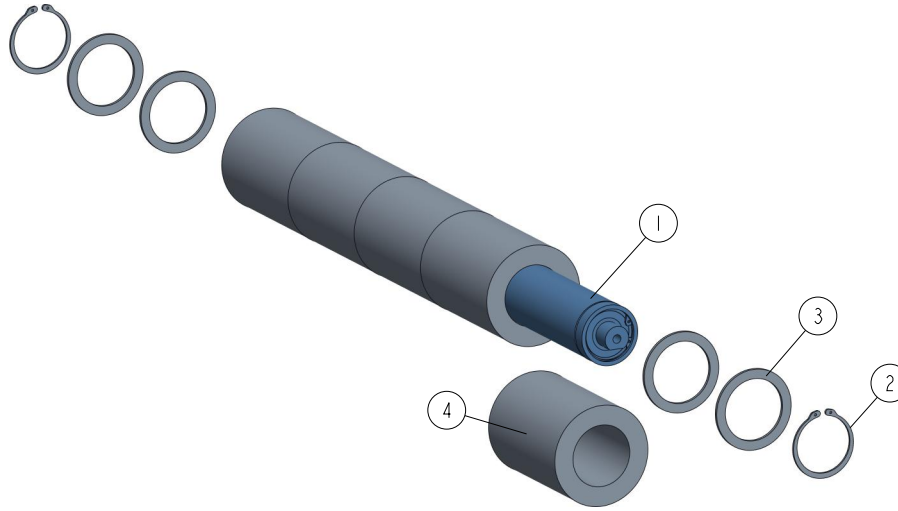
8.16 Plate w/Roller, Board Removal Bumper (Part No. 534741)



REF.	DESCRIPTION (* indicates parts available in assemblies only)	PART NO.	QTY
-	PLATE W/ROLLER, BOARD REMOVAL BUMPER - COMPLETE	534741	1
1	PLATE WELDMENT, BOARD REMOVAL BUMPER	534740-1	1
2	PLATE, BUMPER ARM	534738	2
3	WASHER, 13 FLAT ZINC	F81056-1	12
4	NUT, M12 8 HEX NYLON ZINC LOCK	F81034-2	6
5	BOLT, M12X40-8.8 HEX HEAD	F81004-1	6
6	ROLLER, RUBBER COATED See Section 8.17	534731	1
7	WASHER, 10.5 SPECIAL FLAT ZINC	F81055-6	2
8	WASHER, Z 10.2 SPLIT LOCK ZINC	F81055-2	2
9	BOLT, M10X20-8.8 HEX HEAD FULL THREAD ZINC	F81003-53	2

8.17 Roller w/Rubber Covering (Part No. 534731)


534731_001
534731_MANUAL



REF.	DESCRIPTION (* indicates parts available in assemblies only)	PART NO.	QTY
-	ROLLER ASSEMBLY, RUBBER COATED	534731	1
1	ROLLER See Section 8.18	534732	1
2	RING, Z60 OUTSIDE RETAINING	F81090-62	2
3	RING, 61/80X3 SPACER	515895	4
4	COVERING, RUBBER	517493	5

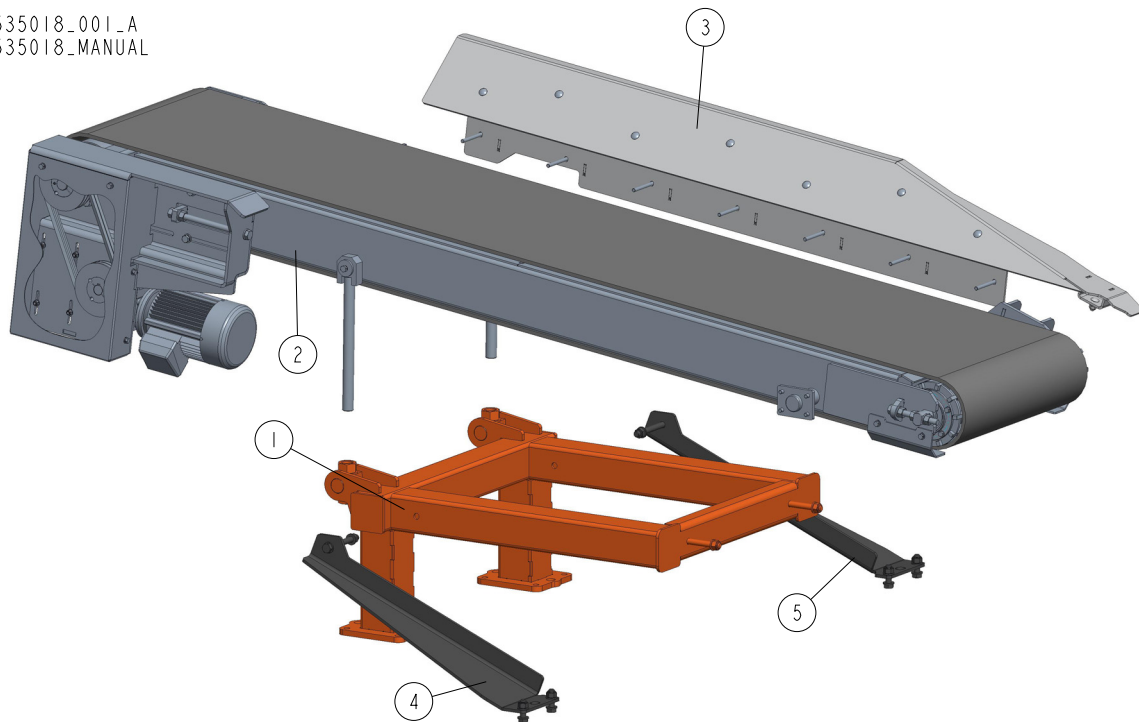
8.18 Board Removal Bumper Roller (Part No. 534732)

534732_001_A
534732_MANUAL



REF.	DESCRIPTION (* indicates parts available in assemblies only)	PART NO.	QTY
-	ROLLER, BOARD REMOVAL BUMPER	534732	1
1	TUBE, LT70AHDE30S ROLLER	091781	1
2	BEARING, 6205 2RS BALL	091804	2
3	RING, W 52 INSIDE RETAINING	F81090-6	2
4	SHAFT, ROLLER	534733	1

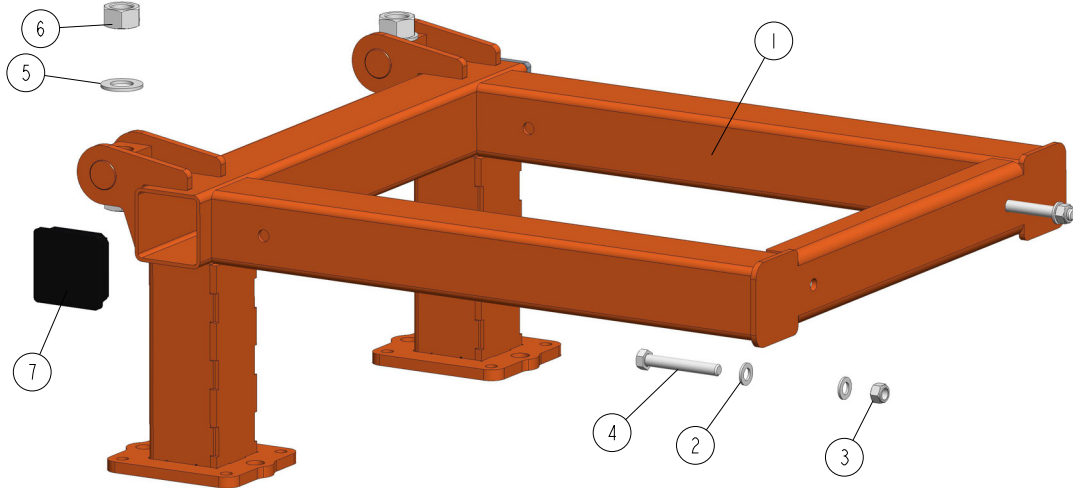
8.19 Adjustable Belt Conveyor (Part No. 535018)

535018_001_A
535018_MANUAL

REF	DESCRIPTION (◆ indicates parts available in assemblies only)	PART #	QTY
-	CONVEYOR, WM4000 ADJUSTABLE BELT	535018	1
-	CONVEYOR, WM4000-UL ADJUSTABLE BELT	535018-UL	1
1	SUPPORT ASSEMBLY, ADJUSTABLE BELT CONVEY See Section 8.20	535025	1
2	TABLE, ADJUSTABLE BELT CONVEYOR See Section 8.22	533490	1
	TABLE (UL), ADJUSTABLE BELT CONVEYOR See Section 8.22	533490-UL	1
3	STEERING PLATE, COMPLETE See Section 8.21	536594	1
4	BRACKET, CONVEYOR SUPPORT - COMPLETE LEFT See Section 8.46	539455	1
5	BRACKET, CONVEYOR SUPPORT - COMPLETE RIG See Section 8.47	539457	1

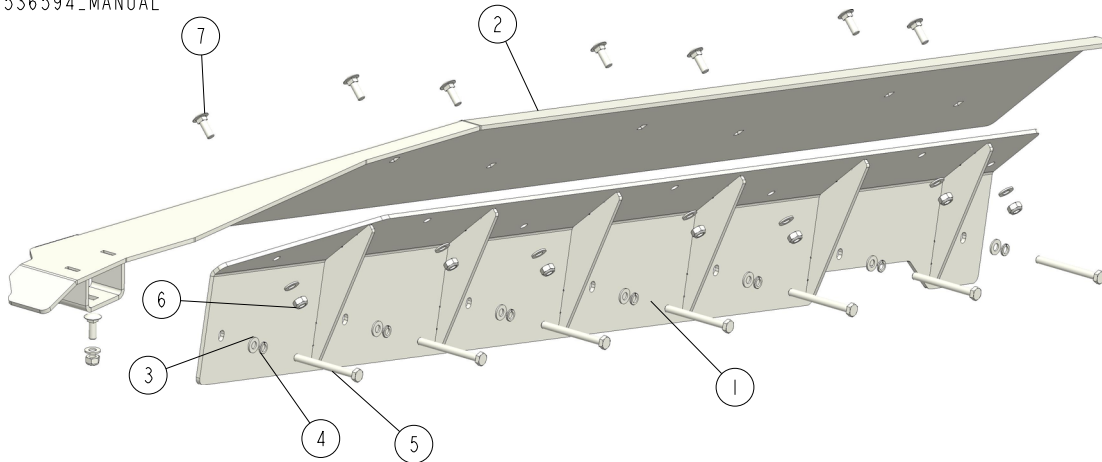
8.20 Conveyor Support Assembly (No. 535025)

535025_001
535025_MANUAL



REF.	DESCRIPTION (* indicates parts available in assemblies only)	PART NO.	QTY
-	SUPPORT ASSEMBLY, ADJUSTABLE BELT CONVEYOR	535025	1
1	FRAME, CONVEYOR SUPPORT	533478-1	1
2	WASHER, 17 SPLIT LOCK ZINC	F81058-1	4
3	NUT, M16-8 HEX NYLON ZINC LOCK	F81036-2	2
4	BOLT, M16X110-8.8-B HEX HEAD ZINC	F81006-24	2
5	WASHER, 31 FLAT ZINC	F81061-9	4
6	NUT, M30 HEX ZINC	F81038-3	4
7	CAP, 100X100 #199200 SQUARE TUBE END	090694	2

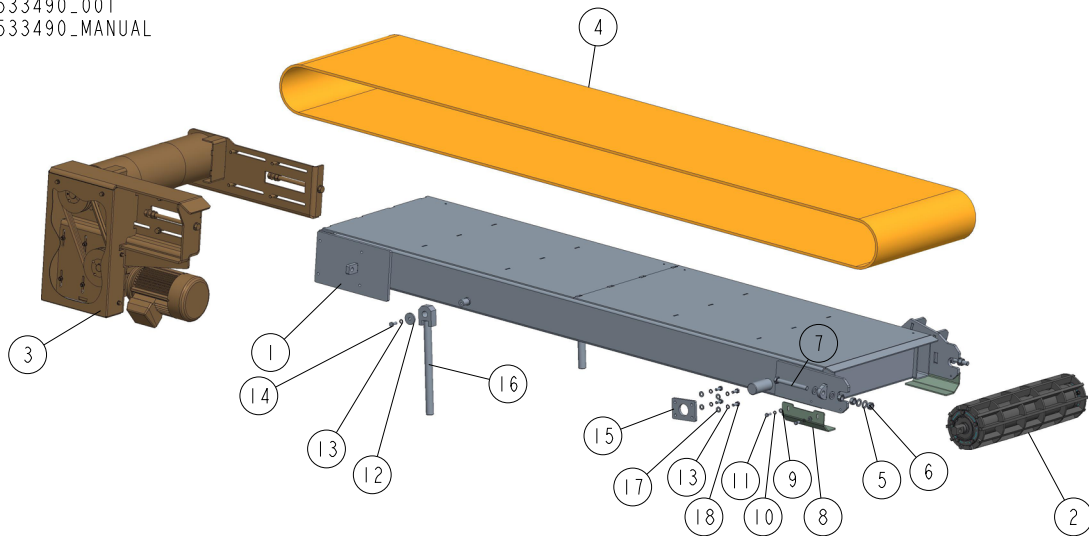
8.21 Steering Plate (No. 536594)

536594_001
536594_MANUAL

REF.	DESCRIPTION (* indicates parts available in assemblies only)	PART NO.	QTY	
-	STEERING PLATE, COMPLETE	536594	1	
1	MOUNTING PLATE	536595-1	1	
2	STEERING PLATE	600234-1	1	
3	WASHER, 10.5 FLAT ZINC	F81055-1	15	
4	WASHER, 10.2 SPLIT LOCK ZINC	F81055-2	7	
5	BOLT, M10X100-8.8 HEX HEAD ZINC	F81003-52	7	
6	NUT, M10-8-B HEX NYLON ZINC LOCK	F81033-1	8	
7	BOLT, M10X30-8.8 CARRIAGE ZINC	F81003-101	8	

8.22 Adjustable Belt Conveyor Table (No. 533490)

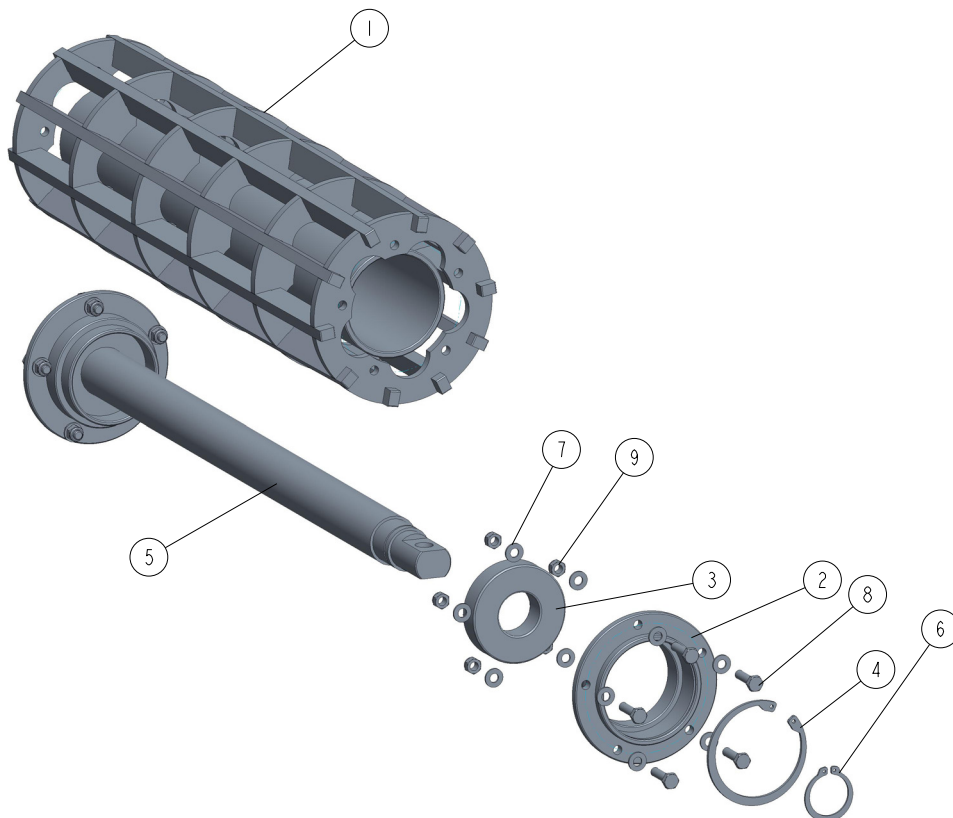
533490_001
533490_MANUAL



REF	DESCRIPTION (u indicates parts available in assemblies only)	PART #	QTY
-	TABLE, ADJUSTABLE BELT CONVEYOR	533490	1
1	TABLE WELDMENT, ADJUSTABLE BELT CONVEYOR	533489-1	1
2	PULLEY, IDLER See Section 8.23	533494	1
3	PULLEY ASSEMBLY, DRIVE See Section 8.24	535079	1
	PULLEY ASSEMBLY (UL), DRIVE See Section 8.24	535079-UL	1
4	BELT, 2MOP3 LG5950X600 CONVEYOR	533482	1
5	WASHER, 17 SPLIT LOCK ZINC	F81058-1	8
6	NUT, M16-5.8 HEX ZINC	F81036-1	6
7	BOLT, M16X160 8.8 HEX HEAD FULL THREAD Z	F81006-23	2
8	ANGLE, RETAINING	534302	2
9	WASHER, 8,4-FLAT ZINC	F81054-1	4
10	WASHER, 8,2 SPLIT LOCK ZINC	F81054-4	4
11	BOLT, M8X20-8.8-B-HEX HEAD FULL THREAD Z	F81002-4	4
12	WASHER, 10.5/45-6 ZINC-PLATED	086286-1	2
13	WASHER, Z 10.2 SPLIT LOCK ZINC	F81055-2	10
14	BOLT, M10X25 8.8 HEX HEAD FULL THREAD	F81003-31	2
15	PLATE, LOCKING	533464-1	2
16	ROD WELDMENT, CONVEYOR TILT ADJUSTMENT Z	711773-1	2
17	WASHER, 10.5 FLAT ZINC	F81055-1	8
18	BOLT, M10X25 8.8 HEX HEAD FULL THREAD ZI	F81003-11	8

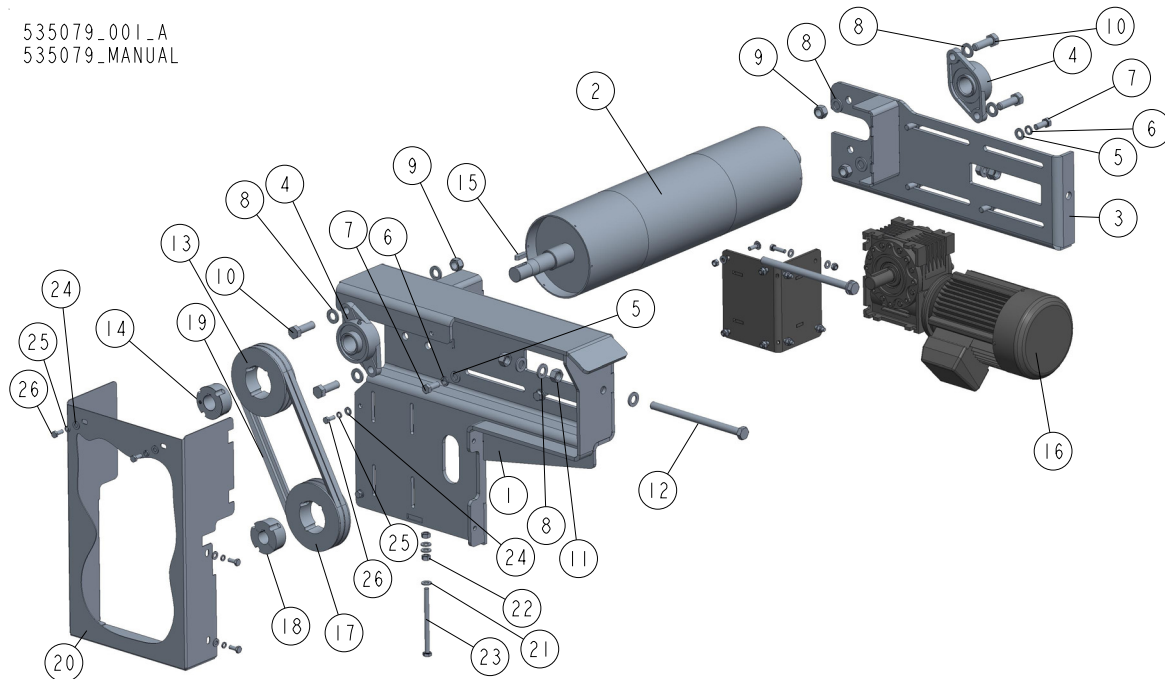
8.23 Idler Pulley (No. 533494)

533494_001_A
533494_MANUAL



REF.	DESCRIPTION (◆ indicates parts available in assemblies only)	PART #	QTY
-	PULLEY, CONVEYOR IDLER	533494	1
1	ROLLER, BELT SCRAPER	519965-1	1
-	HUB, ROLLER BEARING - COMPLETE	511305	2
2	HUB, ROLLER BEARING	511304-1	1
3	BEARING, 6308 2RS CX BALL	504268	1
4	RING, W90 INSIDE RETAINING	F81090-29	1
5	SHAFT, ROLLER	533495	1
6	RING, Z40 OUTSIDE RETAINING	F81090-33	2
7	WASHER, 8.4 FLAT ZINC	F81054-1	20
8	BOLT M8X30 HH ZC FT 8.8 DIN 933	F81002-7	10
9	NUT, M8-8-B HEX NYLON ZINC LOCK	F81032-2	10

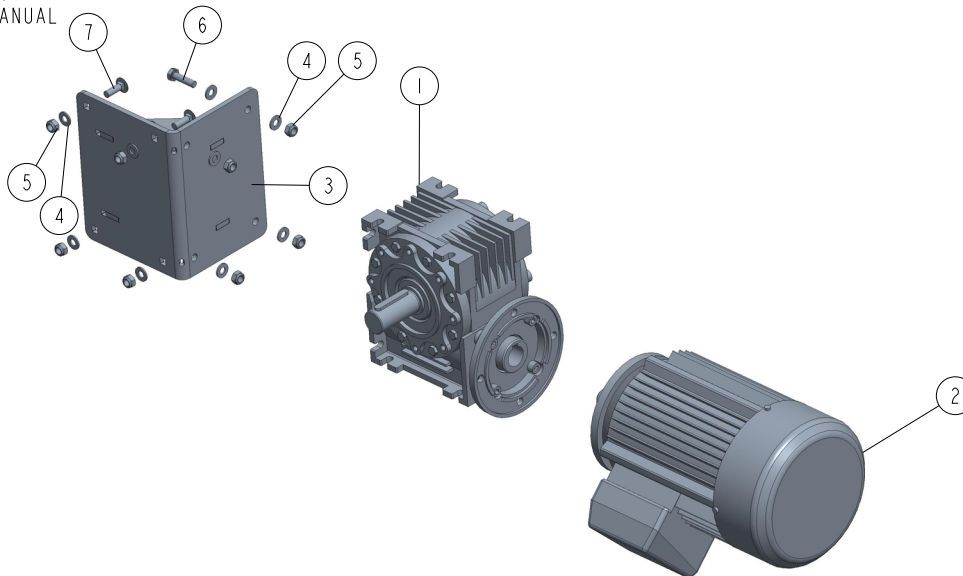
8.24 Conveyor Drive Pulley Assembly (No. 535079)

535079_001_A
535079_MANUAL

REF	DESCRIPTION (◆ indicates parts available in assemblies only)	PART #	QTY
-	PULLEY ASSEMBLY, DRIVE	535079	1
1	BRACKET, PULLEY DRIVE MOUNT	535080-1	1
2	PULLEY, DRIVE - COMPLETE	535049	1
3	BRACKET, DRIVE PULLEY	534313-1	1
4	BEARING, UCFL 207 W/HOUSING	524021	2
5	WASHER, 13 FLAT ZINC	F81056-1	8
6	WASHER, Z12.2 SPLIT LOCK ZINC	F81056-2	8
7	BOLT, M12X30 8.8 HEX HEAD FULL THREAD ZI	F81004-22	8
8	WASHER, 17 SPLIT LOCK ZINC	F81058-1	14
9	NUT, M16-8 HEX NYLON ZINC LOCK	F81036-2	4
10	BOLT, M16 X 50-8.8 HEX HEAD	F81006-7	4
11	NUT, M16, HEXAGON, GRADE 5.8 PLAIN	F81036-1	4
12	BOLT, ISO 4017-M16X240-8.8-A2E HEX HEAD	F81006-29	2
-	PULLEY, 2X SPA 140 X 32	535076	1
13	PULLEY, 2X SPA 140	535064	1
14	BUSHING, 2012X32 TAPER LOCK	535075	1
15	KEY, A10X8X32 PARALLEL	507591	1
16	MOTOREDUCER W/BRACKET See Section 8.25	535062	1
	MOTOREDUCER W/BRACKET (UL) See Section 8.26	535062-UL	1
-	PULLEY, 2X SPA 140 X 28	535065	1
17	PULLEY, 2X SPA 140	535064	1
18	BUSHING, 2012X28 TAPER LOCK	535055	1
19	V-BELT, XPA 1030	535083	2
20	GUARD, PULLEY DRIVE	535082-1	1
21	WASHER, 10.5 FLAT ZINC	F81055-1	3
22	NUT, M10 8 HEX ZINC	F81033-3	2

REF	DESCRIPTION (◆ indicates parts available in assemblies only)	PART #	QTY	
23	BOLT, M10X140-8.8 HEX HEAD FULL THREAD Z	F81003-39	1	
24	WASHER, 8,4-FLAT ZINC	F81054-1	6	
25	WASHER, 8,2 SPLIT LOCK ZINC	F81054-4	6	
26	BOLT, M8X20-8.8-B-HEX HEAD FULL THREAD Z	F81002-4	6	

8.25 Motoreducer w/Bracket (535062)

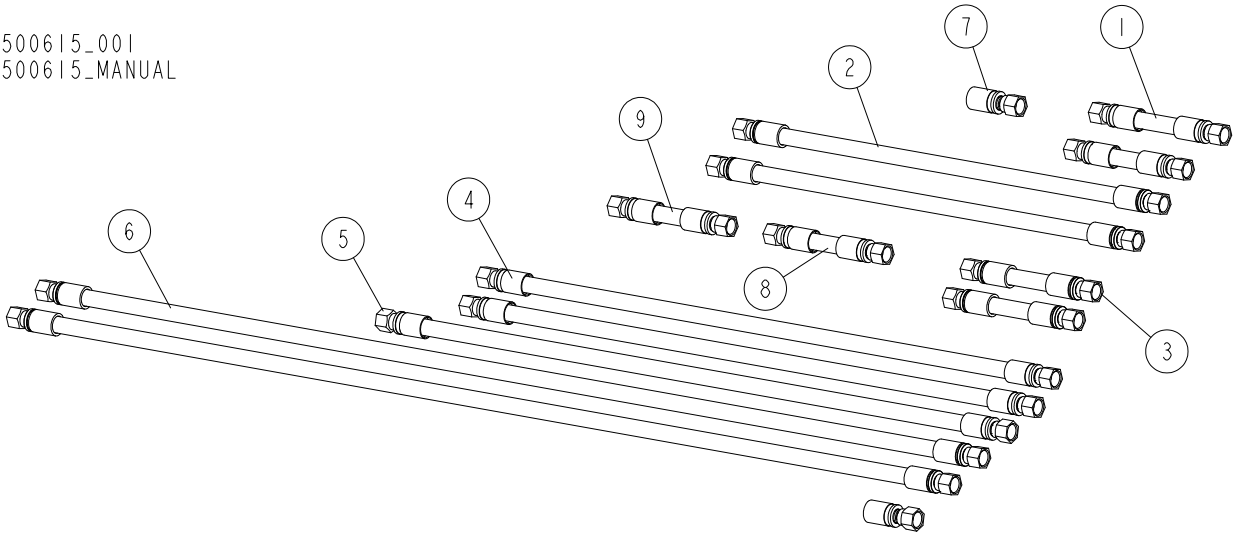
535062_001
535062_MANUAL

REF.	DESCRIPTION (* indicates parts available in assemblies only)	PART #	QTY	
-	MOTOREDUCER, WBRACKET	535062	1	
-	MOTOREDUCER (UL), WBRACKET	535062-UL	1	
-	MOTOREDUCER, MR-63/16[2.2-2800-140/24-PTC-IE2-[S3=60%]-G]WJ2/B3	535078	1	
-	MOTOREDUCER (UL), MR-63/16[2.2-2800-140/24-PTC-IE2-[S3=60%]-G]WJ2/B3	535078-UL	1	
1	REDUCER, MR-63/16 [WBS] WJ/B3	535077	1	
2	MOTOR, 2.2 KW 2800 R.P.M.	535061	1	
	MOTOR (UL), 2.2 KW 2800 R.P.M.	535061-UL	1	
3	BRACKET, REDUCER MOUNT	535071-1	1	
4	WASHER, 8.4 FLAT ZINC	F81054-1	12	
5	NUT, M8-8-B HEX NYLON ZINC LOCK	F81032-2	8	
6	BOLT, M8X30 8.8 HEX HEAD FULL THREAD ZINC	F81002-7	4	
7	BOLT, M8X25-8.8 CARRIAGE ZINC	F81002-59	4	

SECTION 9 WM2500 HYDRAULIC SYSTEM

9.1 Hose Kit, AH2 R ST Hydraulic

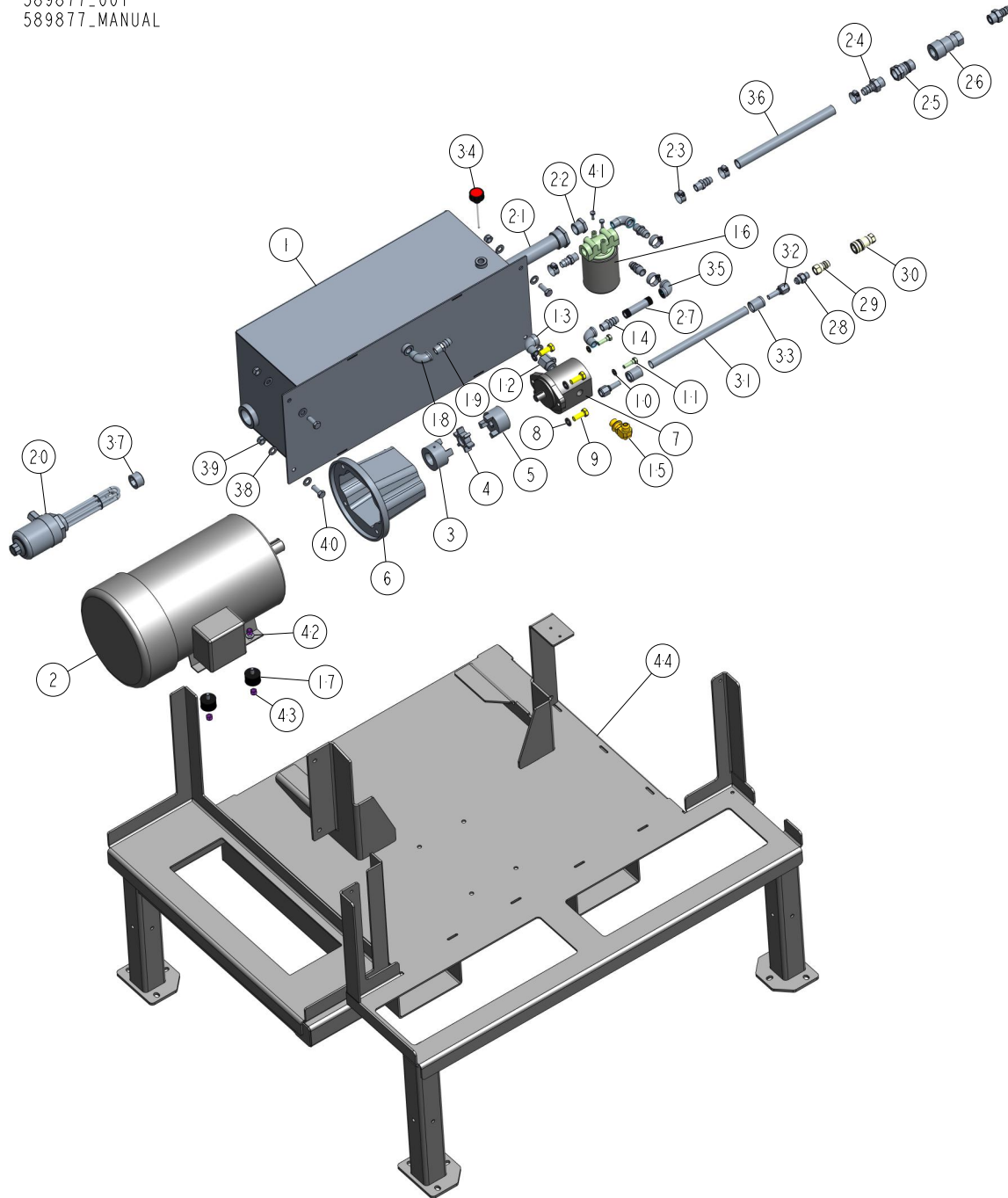
500615_001
500615_MANUAL



REF.	DESCRIPTION (◆ indicates parts available in assemblies only)	PART NO.	QTY
-	HOSE KIT, AH2 R ST HYDRAULIC	500615	1
1	HYDRAULIC HOSES, AH2 - "M" FRAME	093099	1
2	HOSE, 2G 3/8X4,700 W9/16UNF-W9/16UNF HYDRAULIC	507225	2
3	HOSE, 2G 3/8X5,200 W9/16UNF-W9/16UNF HYDRAULIC	097067	2
4	HOSE, 2G 3/8X0.650 W9/16UNF-W9/16UNF HYDRAULIC	094597	2
5	HOSE, 2G 3/8X0.750 W9/16UNF-W9/16UNF HYDRAULIC	094596	1
6	HOSE, 2G 3/8X 1,105 W9/16UNF-W9/16UNF HYDRAULIC	506963	2
7	HOSE, 2G3/8X1.200 W9/16UNF-W9/16UNF HYDRAULIC	097068	1
8	HOSE, 2T1/4X4.100 W7/16UNF-W7/16UNF HYDRAULIC	089861	1
9	HOSE, 2T1/4X3.950 W7/16UNF-W7/16UNF HYDRAULIC	089863	1

9.2 WM2500 Hydraulic Pump Assembly (589877)

589877_001
589877_MANUAL

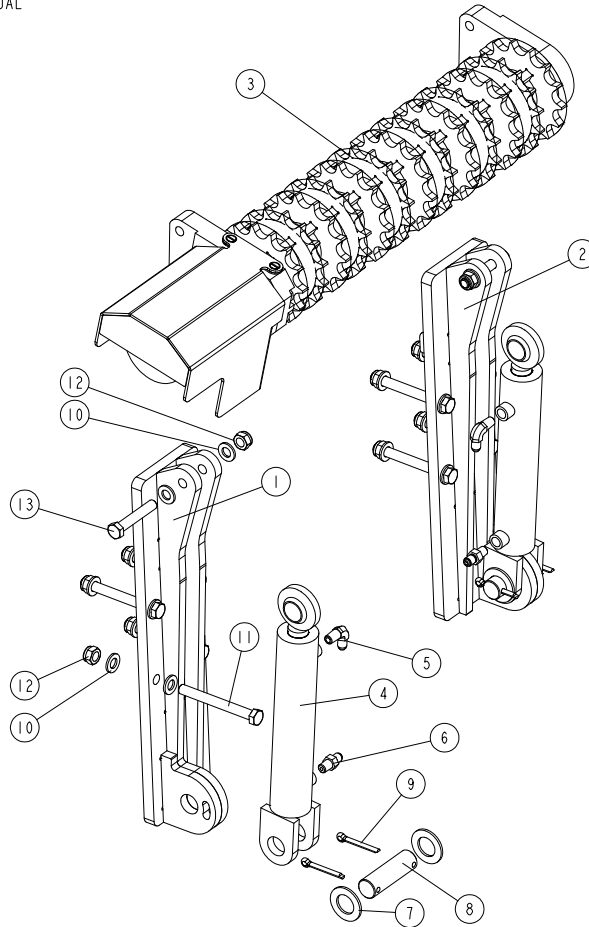


REF	DESCRIPTION (◆ indicates parts available in assemblies only)	PART #	QTY
-	HYDRAULIC PUMP ASSY, WM2500	589877	1
-	HYDRAULIC PUMP & TANK, WM2500 - COMPLETE	589957	1
1	TANK, WM4000 (52L) OIL	517426-1	1
-	PUMP, 7.5KW, N=2925, 32.5L/MIN HYDRAULIC	533938	1
2	MOTOR, 10HP 3525 R.P.M. LINCOLN LM24962	008737	1
3	COUPLING BODY, L100X1 3/8	042777	1
4	COUPLING, L100 SPIDER	042779	1

REF	DESCRIPTION (◆ indicates parts available in assemblies only)	PART #	QTY
5	COUPLING BODY, L100 X 3/4	042778	1
6	ADAPTER, 50HZ HYDRAULIC PUMP	042781	1
7	PUMP, 9GPM HYDRAULIC	008738	1
8	WASHER, 1/2" SPLIT LOCK	F05011-9	4
9	BOLT, 1/2-13 X 1 1/4" HEX HEAD GRADE 5	F05008-37	4
10	WASHER, 3/8" SPLIT LOCK	F05011-4	2
11	BOLT, 3/8-16 X 1 1/4" HEX HEAD GRADE 5	F05007-123	2
12	FITTING, #12SAE-1/2NPT FEMALE ADAPTER	042785	1
13	ELBOW, 1/2 NPT ST GALV.	P22684	1
14	FITTING, 1/2NPT MALE-3/4 HOSE BARB	035621	1
15	FITTING, #10SAE-1/2JIC 90 ELBOW	042784	1
16	MANIFOLD, W/FILTER	P22683	1
17	MOUNT, HYDRAULIC MOTOR RUBBER	035546	4
18	A4-ELBOW, WZ 1/2" ZINC-PLATED	094749	3
19	FITTING, 1/2NPT MALE-3/4 HOSE BARB	035621	5
20	HEATER, EH-380-200-G11/2"-TA-2X400V TERM	511737	1
21	FILTER, RESAW TANK SUCTION	P20210	1
22	BUSHING, 1/2 TO 1	P20239	1
23	CLAMP, HI-GRIP 22-30 MM.	F81095-3	6
24	FITTING, AGR DN20 3/4" STRAIGHT	505066	2
25	FITTING, 3/4" ID BSP MALE QUICK DISCONN	505065	1
26	FITTING, 3/4" ID BSP FEMALE QUICK DISCON	505064	1
27	FITTING, 1/2" -80MM THREAD ZINC-PLATED	511417	1
28	FITTING, 1/2-3/8 BA.19.05.06 HYDRAULIC	512162	1
29	FITTING, 3/8" INT. THREAD BSP MALE QUICK	504966	1
30	FITTING, 3/8" INT. THREAD BSP FEMALE QUI	504965	1
-	HOSE, 2G1/2X0.30 W3/4UNF-W3/4UNF HYDRAUL	512176	1
31	HOSE, L=35000	R02134_0_30	1
32	FITTING, 3/4 UNF	094740_	2
33	CRIMP SOCKET, 1/2"-20 HOSE	094741	2
34	CAP, 3/8" W/DIPSTICK	507166	1
35	ELBOW, 1/2" ZINC-PLATED	511419	1
36	HOSE, 3/4 L=0.86	094790_0-8	1
37	PLUG, R 1 1/2 THREADED	512574	1
38	WASHER, 13 FLAT ZINC	F81056-1	8
39	NUT, M12 8 HEX NYLON ZINC LOCK	F81034-2	4
40	BOLT, M12 X 30-8.8 HEX HEAD	F81004-22	4
41	BOLT, 1/4-20X3/4 FT HHC	F05005-1	2
42	WASHER, 10.5 FLAT ZINC	F81055-1	4
43	NUT, 3/8-16 HEX NYLON LOCK	F05010-10	8
44	STAND	589878-1	1

9.3 Driven Log Levelling Rollers (528373 and 528375)

528373_001
528373_MANUAL



REF.	DESCRIPTION (* indicates parts available in assemblies only)	PART #	QTY
-	ROLLER, WM4000 DRIVEN LOG LEVELLING RIGHT - COMPLETE	528373	1
-	ROLLER, WM4000 DRIVEN LOG LEVELLING LEFT - COMPLETE	528375	1
1	MOUNT WELDMENT, WM4000 ROLLER LEFT	531962-1	1
2	MOUNT WELDMENT, WM4000 ROLLER RIGHT	531954-1	1
3	SHAFT, W/DRIVE - COMPLETE See Section 9.4	528374 ¹	1
	SHAFT, W/DRIVE - COMPLETE See Section 9.4	528376 ²	1
-	CYLINDER, HYDRAULIC W/FITTINGS	535041	2
4	CYLINDER, CJ-S170-16-40/25/152 HYDRAULIC	088681	1
5	FITTING, 1/4NPTX1/4JIC MALE ELBOW	P09142	1
6	FITTING, 1/4NPTX1/4JIC MALE	P09143	1
7	WASHER, 26 ZINC-PLATED	088258-1 ³	4
	WASHER, 28 FLAT ZINC	F81061-1 ⁴	4
8	PIN, HYDRAULIC CYLINDER ZINC-PLATED	086979-1	2
9	PIN, S-ZN-6.3X45 COTTER	F81045-2	4
10	WASHER, 13 FLAT ZINC	F81056-1	20
11	BOLT, M12X110-8.8-B HEX HEAD ZINC	F81004-47	8
12	NUT, M12 8 HEX NYLON ZINC LOCK	F81034-2	10
13	BOLT, M12X70-8.8 HEX HEAD ZINC	F81004-39	2

¹ Included in 528373

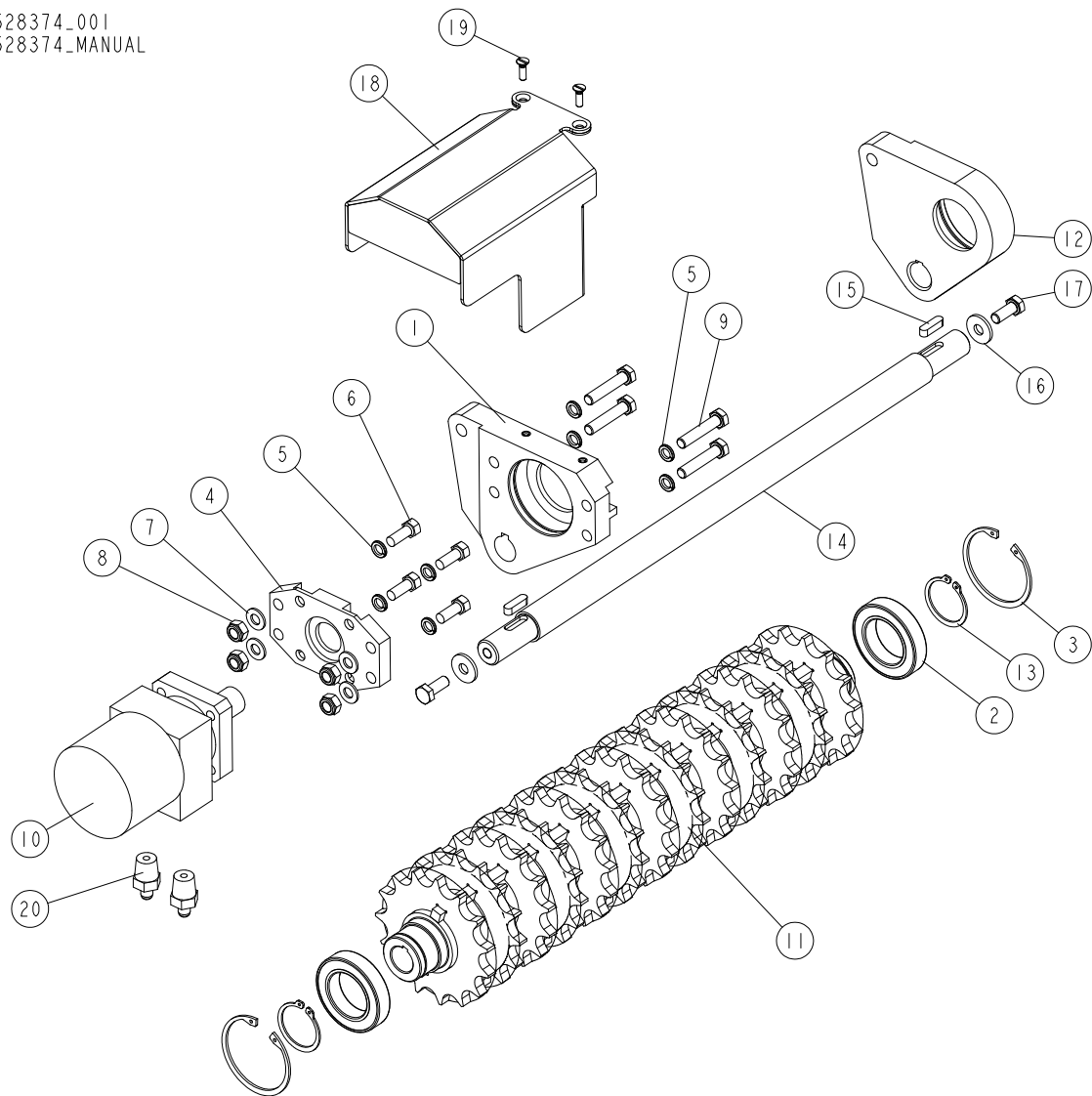
² Included in 528375

³ Included in 528373

⁴ Included in 528375

9.4 Shaft w/Drive (528374 and 528376)

528374_001
528374_MANUAL



REF.	DESCRIPTION (* indicates parts available in assemblies only)	PART #	QTY
-	SHAFT, W/DRIVE - COMPLETE	528374	1
-	SHAFT, W/DRIVE - COMPLETE (LEFT ROLLER)	528376	1
1	BRACKET, SIDE W/HYDRAULIC MOTOR CONNECTOR	096029-1 ¹	1
	BRACKET, SIDE W/HYDRAULIC MOTOR CONNECTOR	507684-1 ²	1
2	BEARING, 6009.2RSR (FAG) ROLLING	096025	2
3	RING, W75 INSIDE RETAINING	F81090-41	2
4	PLATE, HYDRAULIC MOTOR MOUNT	096030-1	1
5	WASHER, 10.2 SPLIT LOCK ZINC	F81055-2	8
6	BOLT, 3/8-16X1 HEX HEAD	F05007-7	4
7	WASHER, 10.5 FLAT ZINC	F81055-1	4
8	NUT, M10-8-B HEX NYLON ZINC LOCK	F81033-1	4
9	BOLT, M10X50-8.8 HEX HEAD FULL THREAD ZINC	F81003-4	4
10	MOTOR, MG06-13-13AAAB HYDRAULIC	P21506	1

REF.	DESCRIPTION (* indicates parts available in assemblies only)	PART #	QTY	
11	SHAFT, DRIVEN LOG LEVELLING ROLLER - COMPLETE	509944-1	1	
12	PLATE, SIDE MOUNT	096031-1 ³	1	
	PLATE, SIDE MOUNT	507687-1 ⁴	1	
13	RING, Z 45 OUTSIDE RETAINING	F81090-32	2	
14	ROD, SHAFT	520349-1	1	
15	KEY, A8X7X28 PARALLEL	096035	2	
16	WASHER, 10.5 SPECIAL FLAT ZINC	F81055-6	2	
17	BOLT, M10X25 8.8 HEX HEAD FULL THREAD ZINC	F81003-31	2	
18	GUARD, HYDRAULIC MOTOR	096037-1 ⁵	1	
	GUARD, HYDRAULIC MOTOR	507690-1 ⁶	1	
19	SCREW, M6X20-5.8-B SLOTTED COUNTERSUNK HEAD ZINC	F81001-31	2	
20	FITTING, EX. THREAD 1/2-14NPT/ 7/16-20UNF STRAIGHT	096919	2	

¹ Included in 528374

² Included in 528376

³ Included in 528374

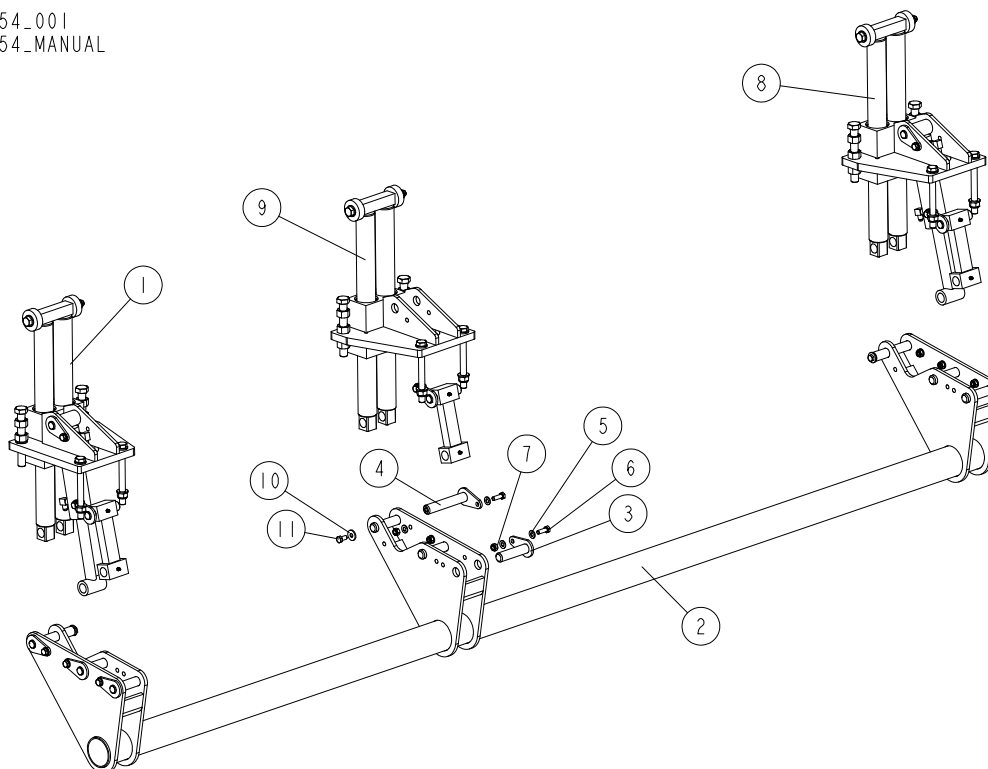
⁴ Included in 528376

⁵ Included in 528374

⁶ Included in 528376

9.5 Side Supports (508954)

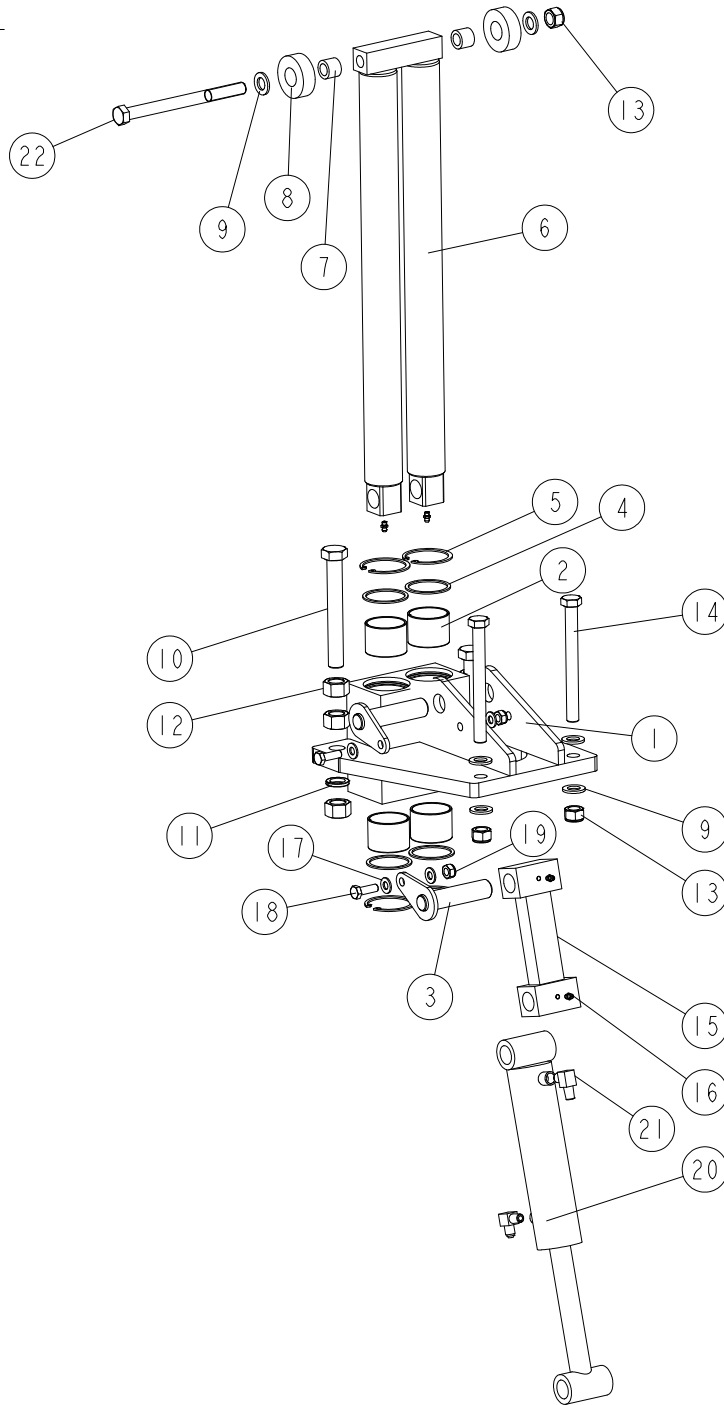
508954_001
508954_MANUAL



REF.	DESCRIPTION (* indicates parts available in assemblies only)	PART #	QTY
-	SUPPORT KIT, SIDE (FOR STATIONARY FRAMES)	508954	1
1	SUPPORT, WM3000/3500 VERTICAL SIDE See Section 9.6	508952	1
2	MOUNT WELDMENT, VERTICAL SIDE SUPPORT	531945-1	1
3	PIN WELDMENT, VERTICAL SIDE SUPPORT ZINC-PLATED - COMPLETE	091197-1	7
4	PIN WELDMENT, ZINC-PLATED LOCK - COMPLETE	508624-1	3
5	WASHER, 10.5 FLAT ZINC	F81055-1	18
6	SCREW, DIN933-M10X30-8.8-A2E HEX CAP FULL THREAD	F81003-111	9
7	NUT, M10-8-B HEX NYLON ZINC LOCK	F81033-1	9
8	SUPPORT, WM3000/3500 VERTICAL SIDE See Section 9.6	508630	1
9	SUPPORT, WM4000 VERTICAL SIDE W/O HYDRAULIC CYLINDER See Section 9.7	536103	1
10	WASHER, 10.5 SPECIAL FLAT ZINC	F81055-6	3
11	BOLT, ISO 4017-M10X20-8.8-A2E HEX HEAD FULL THREAD	F81003-53	3

9.6 Log Side Support (508630 & 508952)

508630_001
508630_MANUAL



REF.	DESCRIPTION (* indicates parts available in assemblies only)	PART #	QTY	
-	SUPPORT, WM3000/3500 VERTICAL SIDE	508630	1	
-	SUPPORT, WM3000/3500 VERTICAL SIDE	508952	1	
1	BLOCK WELDMENT, WM3000/3500 ROD GUIDE	508622-1 ¹	1	
	BLOCK WELDMENT, WM3000/3500 ROD GUIDE	508953-1 ²	1	
2	BUSHING, 5040BS SELF-LUBRICATING	088660	4	
3	PIN WELDMENT, VERTICAL SIDE SUPPORT ZINC-PLATED - COMPLETE	091197-1	2	

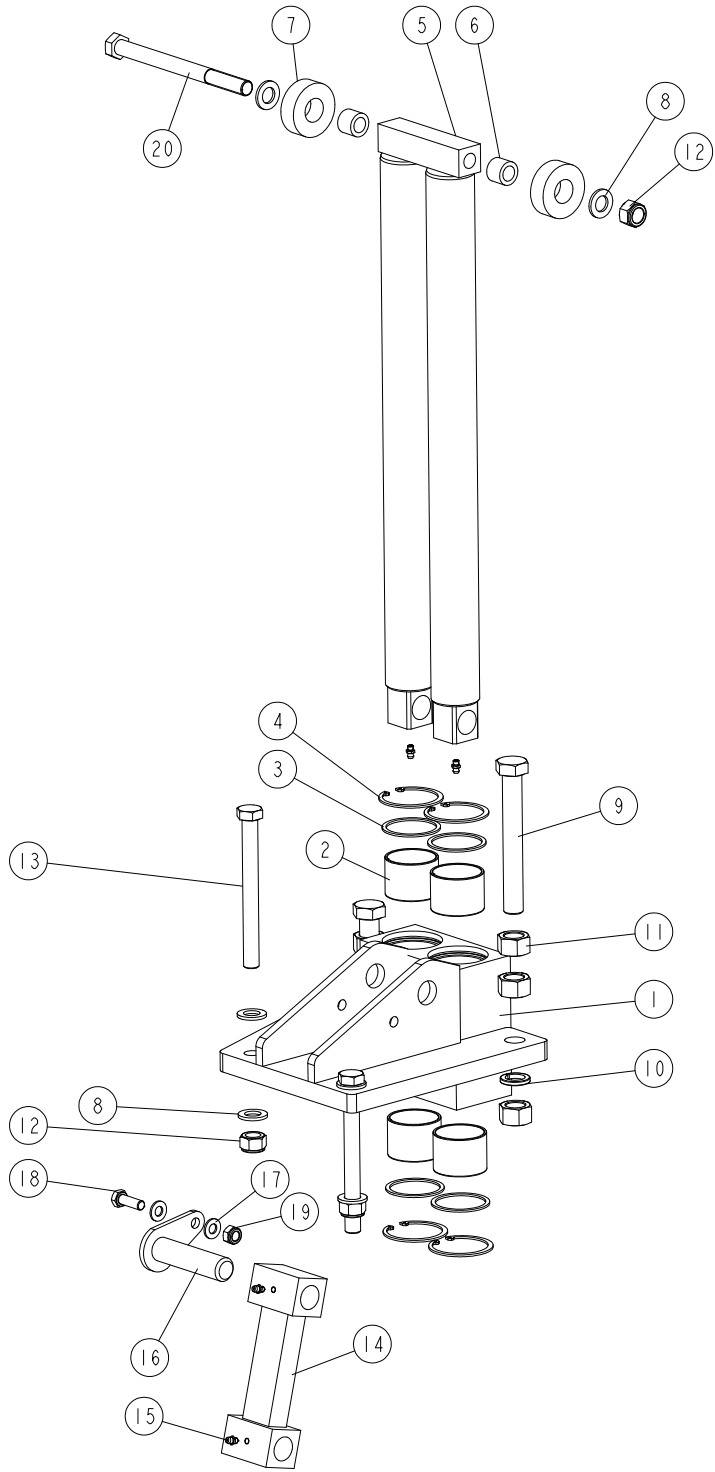
REF.	DESCRIPTION (* indicates parts available in assemblies only)	PART #	QTY
4	RING, LT70/300 VERTICAL SIDE SUPPORT ZINC-PLATED	094004-1	4
5	RING, 62W INSIDE RETAINING	F81090-1	4
6	ROD WELDMENT, WM3000/3500 CHROMIUM PLATED	508623-1	1
7	BUSHING, 16/25-20	094012	2
8	ROLLER, LT70/300 VERTICAL SIDE SUPPORT ZINC-PLATED	094013-1	2
9	WASHER, 17 SPLIT LOCK ZINC	F81058-1	6
10	BOLT, ISO 4017 M20X150 8.8 HEX HEAD FULL THREAD ZINC	F81007-3	2
11	WASHER, 20.5 SPLIT LOCK ZINC	F81059-1	2
12	NUT, M20-8- HEX ZINC	F81037-1	6
13	NUT, M16-8 HEX NYLON ZINC LOCK	F81036-2	3
14	BOLT, M16X160 HEX HEAD ZINC	F81006-20	2
15	LINK WELDMENT, LT70/300 VERTICAL SIDE SUPPORT	094016-1	1
16	FITTING, M6 GREASE	086280	4
17	WASHER, 10.5 FLAT ZINC	F81055-1	4
18	BOLT, M10X30-8.8 HEX HEAD FULL THREAD ZINC	F81003-2	2
19	NUT, M10-8-B HEX NYLON ZINC LOCK	F81033-1	2
20	CYLINDER, 28/150 1/4 NPT PORT HYDRAULIC	094002	1
21	FITTING, 3/8JIC-1/4NPT 90L	015491	2
22	BOLT, ISO4014 M16X195-8.8-A2E HEX HEAD	F81006-44	1

¹ Included in assy # 508630

² Included in assy # 508952

9.7 Log Side Support (536103)

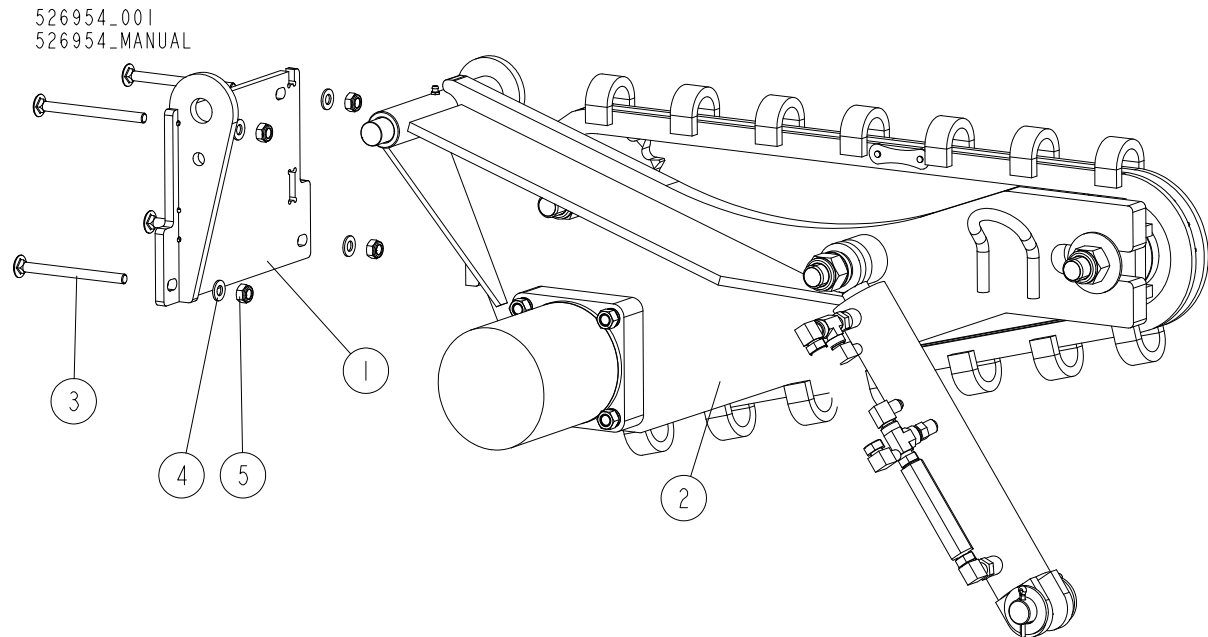
536103_001
536103_MANUAL



REF.	DESCRIPTION (* indicates parts available in assemblies only)	PART #	QTY
-	SUPPORT, WM4000 VERTICAL SIDE W/O HYDRAULIC CYLINDER	536103	1
1	BLOCK WELDMENT, WM3000/3500 ROD GUIDE	508622-1	1
2	BUSHING, 5040BS SELF-LUBRICATING	088660	4
3	RING, LT70/300 VERTICAL SIDE SUPPORT	094004-1	4
4	RING, 62W INSIDE RETAINING	F81090-1	4

REF.	DESCRIPTION (* indicates parts available in assemblies only)	PART #	QTY
5	ROD WELDMENT, WM3000/3500 CHROMIUM PLATED	508623-1	1
6	BUSHING, 16/25-20	094012	2
7	ROLLER, LT70/300 VERTICAL SIDE SUPPORT ZINC-PLATED	094013-1	2
8	WASHER, 17 SPLIT LOCK ZINC	F81058-1	6
9	BOLT, ISO 4017 M20X150 8.8 HEX HEAD FULL THREAD ZINC	F81007-3	2
10	WASHER, 20.5 SPLIT LOCK ZINC	F81059-1	2
11	NUT, M20-8- HEX ZINC	F81037-1	6
12	NUT, M16-8 HEX NYLON ZINC LOCK	F81036-2	3
13	BOLT, M16X160 HEX HEAD ZINC	F81006-20	2
14	LINK WELDMENT, LT70/300 VERTICAL SIDE SUPPORT	094016-1	1
15	FITTING, M6 GREASE	086280	4
16	PIN WELDMENT, VERTICAL SIDE SUPPORT ZINC-PLATED - COMPLETE	091197-10	1
17	WASHER, 10.5 FLAT ZINC	F81055-1	2
18	SCREW, DIN933-M10X30-8.8-A2E HEX CAP FULL THREAD	F81003-111	1
19	NUT, M10-8-B HEX NYLON ZINC LOCK	F81033-1	1
20	BOLT, ISO4014 M16X195-8.8-A2E HEX HEAD	F81006-44	1

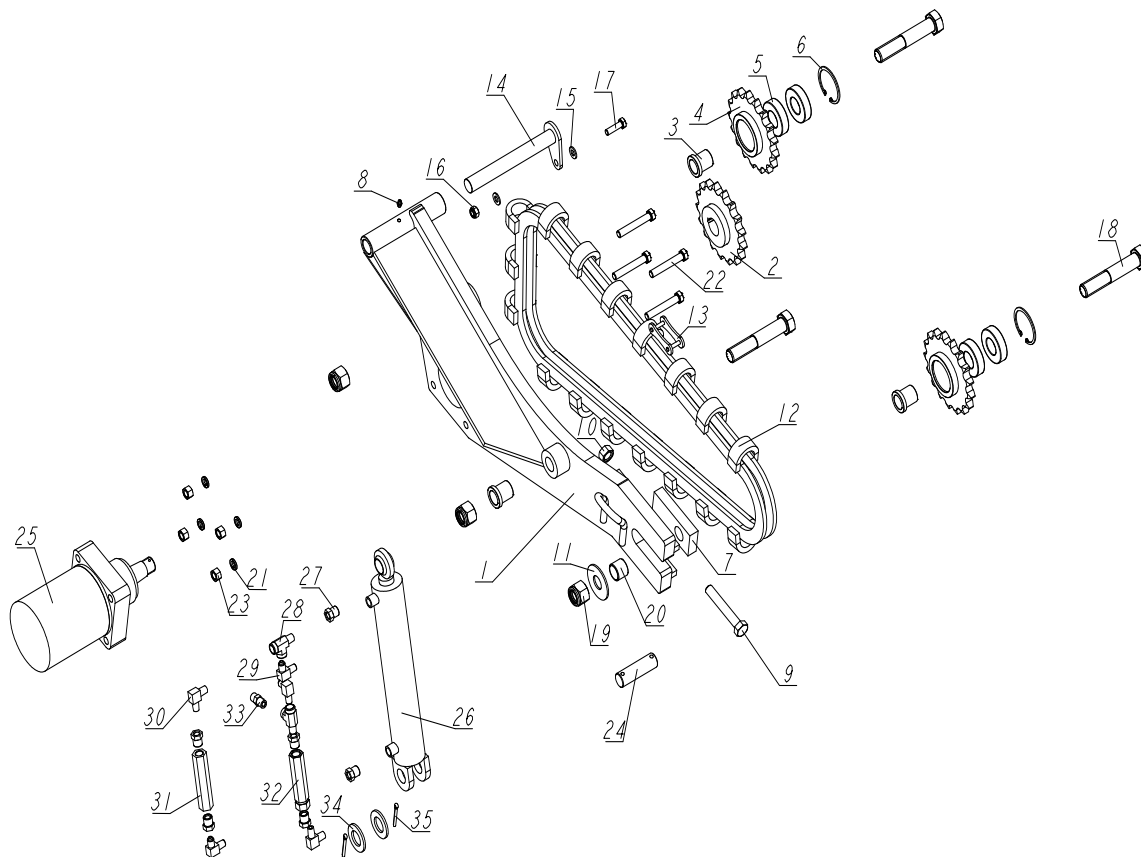
9.8 Chain Log Turner w/Bracket (526954)



REF.	DESCRIPTION (* indicates parts available in assemblies only)	PART NO.	QTY
-	TURNER, CHAIN LOG W/MOUNT BRACKET	526954	1
1	BRACKET, CHAIN LOG TURNER MOUNT	526952-1	1
2	TURNER, CHAIN LOG - COMPLETE See Section 9.9	505614	1
3	BOLT, M10X125 8.8 CARRIAGE ZINC	F81003-34	4
4	WASHER, 10.5 FLAT ZINC	F81055-1	4
5	NUT, M10-8-B HEX NYLON ZINC LOCK	F81033-1	4

9.9 Chain Log Turner (505614)

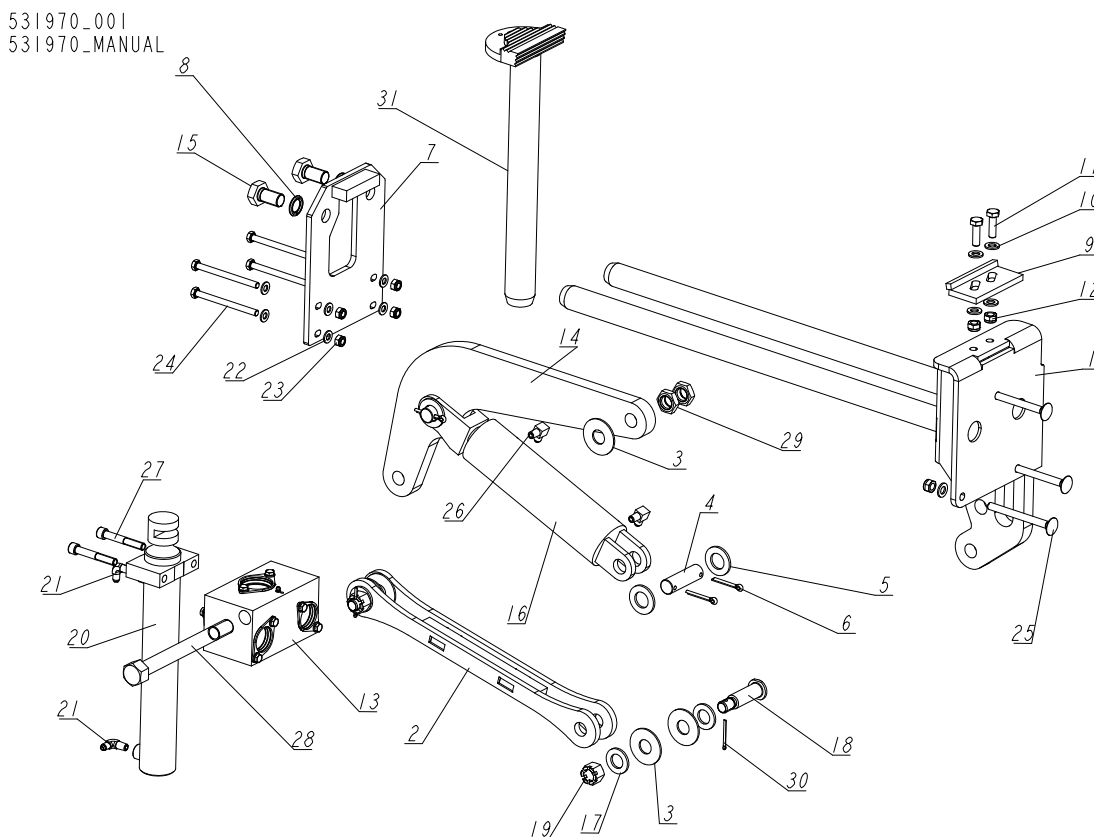
505614_001_A
505614_MANUAL



REF.	DESCRIPTION (* indicates parts available in assemblies only)	PART #	QTY
-	CHAIN LOG TURNER - COMPLETE	505614	1
-	CHAIN LOG TURNER - COMPLETE	095660-1	1
-	CHAIN TURNER - METRIC	095660	1
1	PLATE WELDMENT, CHAIN LOG TURNER	095662-1	1
2	SPROCKET, CHAIN TURNER	092339	1
3	BUSHING, CHAIN TURNER	095663-1	3
-	SPROCKET, CHAIN TURNER - COMPLETE	092399	2
4	SPROCKET W/HUB	093290	1
5	BEARING, 6206 25 IN IDLER	093292	2
6	RING, 62W INSIDE RETAINING	F81090-1	1
7	PLATE, CHAIN TENSION	095664-1	1
8	FITTING, M6 GREASE	086280	1
9	BOLT, M16X100-8.8 HEX HEAD FULL THREAD Z	F81006-2	1
10	NUT, M16-5.8 HEX ZINC	F81036-1	1
11	WASHER, 25 X 63 ZINC-PLATED	088585-1	1
12	CHAIN, LOG TURNER	093423	1
13	LINK, MASTER (CHAIN NO. 093423)	093427	1
14	PIN WELDMENT, TURNER MOUNT - COMPLETE	095666-1	1
15	WASHER 10,5 ZC DIN 126 ISO 7091	F81055-1	2
16	NUT, M10-8-B HEX NYLON ZINC LOCK	F81033-1	1

REF.	DESCRIPTION (* indicates parts available in assemblies only)	PART #	QTY	
17	BOLT, M10X35-8.8 HEX HEAD FULL THREAD ZI	F81003-17	1	
18	BOLT, M24X120-8.8 HEX HEAD	F81009-4	3	
19	NUT, M24-8-A HEX NYLON ZINC LOCK	F81039-8	3	
20	BUSHING, CHAIN LOG TURNER	095643-1	1	
21	WASHER, Z12.2 SPLIT LOCK ZINC	F81056-2	4	
22	BOLT, M12X75-8.8 HEX HEAD ZINC	F81004-21	4	
23	NUT M12 ZC 8 DIN 934	F81034-1	4	
24	PIN, HYDRAULIC CYLINDER ZINC-PLATED	086979-1	1	
25	MOTOR, TG0475US080AABP HYDRAULIC	007331	1	
-	CYLINDER W/VALVE & FITTINGS	515892	1	
26	CYLINDER, 2X10 ROD END WELDED 16"	034267	1	
27	FITTING, 3/8" NPT X 1/4" NPT REDUCER	015490	6	
28	FITTING, C3759X4 MALE 'T'	P09141	2	
29	FITTING, 3/8JIC-1/4NPT 90L	015491	3	
30	FITTING, 1/4NPT MALE PIPE ELBOW	P09140	2	
31	VALVE, SIDE SUPPORT SEQUENCE	015484	1	
32	RELIEF VALVE 49005-1000	557900	1	
33	FITTING, 3/8JIC-1/4NPT STRAIGHT	015560	1	
34	WASHER, 28 FLAT ZINC	F81061-1	2	
35	PIN, 5 X 40 COTTER	F81043-31	2	

9.10 Main Log Clamp, WM4000 (531970)

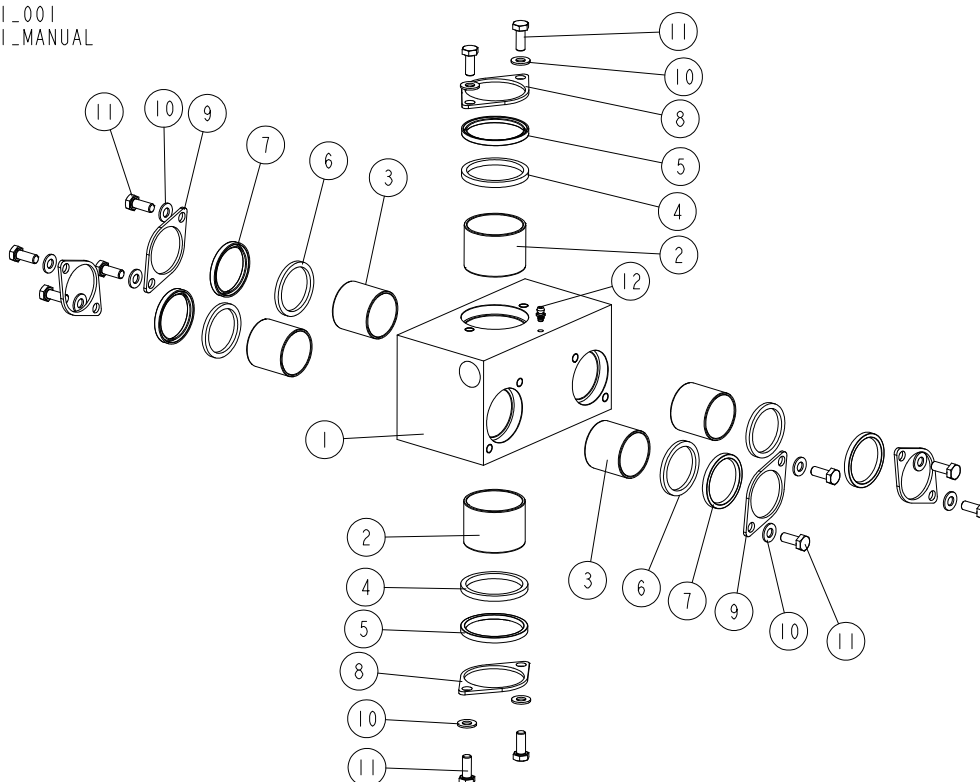


REF.	DESCRIPTION (* indicates parts available in assemblies only)	PART NO.	QTY
-	CLAMP, WM4000 MAIN LOG	531970	1
1	ROD ASSEMBLY, MAIN CLAMP HORIZONTAL	531969-1	1
2	ARM WELDMENT, HYDRAULIC CLAMP	086963-1	1
3	WASHER, 25X63 ZINC-PLATED	088585-1	5
4	PIN, HYDRAULIC CYLINDER ZINC-PLATED	086979-1	2
5	WASHER, 28 FLAT ZINC	F81061-1	4
6	PIN, S-ZN-6.3X45 COTTER	F81045-2	4
7	PLATE, SUPPORT - 2 RODS	531966-1	1
8	WASHER, Z22.5 SPLIT LOCK ZINC	F81059-4	2
9	STOP WELDMENT, HYDRAULIC LOG CLAMP	086980-1	1
10	WASHER, 13 FLAT ZINC	F81056-1	7
11	BOLT, M12X40-8.8 HEX HEAD FULL THREAD ZINC	F81004-4	2
12	NUT, M12 8 HEX NYLON ZINC LOCK	F81034-2	5
13	BLOCK, STEEL W/BUSHINGS - COMPLETE See Section 9.11	521951	1
14	ARM, HYDRAULIC LOG CLAMP	086974-1	1
15	BOLT, M22X1.5X40-8.8-B HEX HEAD FULL THREAD ZINC	F81009-1	2
16	CYLINDER, CJ-S96-16-70/32/178 HYDRAULIC	088589	1
	GASKET, WM 70/32H178AU(088589)(088680)	589503-S	1
17	WASHER, 25 FLAT ZINC	F81061-3	4
18	PIN, B 24X95/85 ZINC-PLATED	F81049-2	2
19	NUT, Z M20-8-B SLOTTED CASTLE ZINC	F81037-3	2

REF.	DESCRIPTION (* indicates parts available in assemblies only)	PART NO.	QTY	
20	CYLINDER, CJ-S582-16-50/35/300 HYDRAULIC	711617	1	
21	FITTING, 1/4NPTX1/4JIC MALE ELBOW	P09142	2	
22	WASHER, 10.5 FLAT ZINC	F81055-1	8	
23	NUT, M10-8-B HEX NYLON ZINC LOCK	F81033-1	4	
24	BOLT, M10X125 8.8 HEX HEAD ZINC	F81003-18	4	
25	BOLT, M12X130 8.8 CARRIAGE ZINC	F81004-26	3	
26	FITTING, 3/8JIC-1/4NPT 90L	015491	2	
27	SCREW, M12X80-8.8-B-FE/ZN5HEX SOCKET HEAD CAP ZINC	F81004-20	2	
28	BOLT, M24X240-8.8-B HEX HEAD ZINC	F81009-17	1	
29	NUT, M24-04-B HEX THIN ZINC	F81039-3	2	
30	PIN, S-ZN-4X45 COTTER	F81043-22	2	
31	ROD ASSEMBLY, VERTICAL	710735-1	1	

9.11 Steel Block w/Bushings (521951)

521951_001
521951_MANUAL

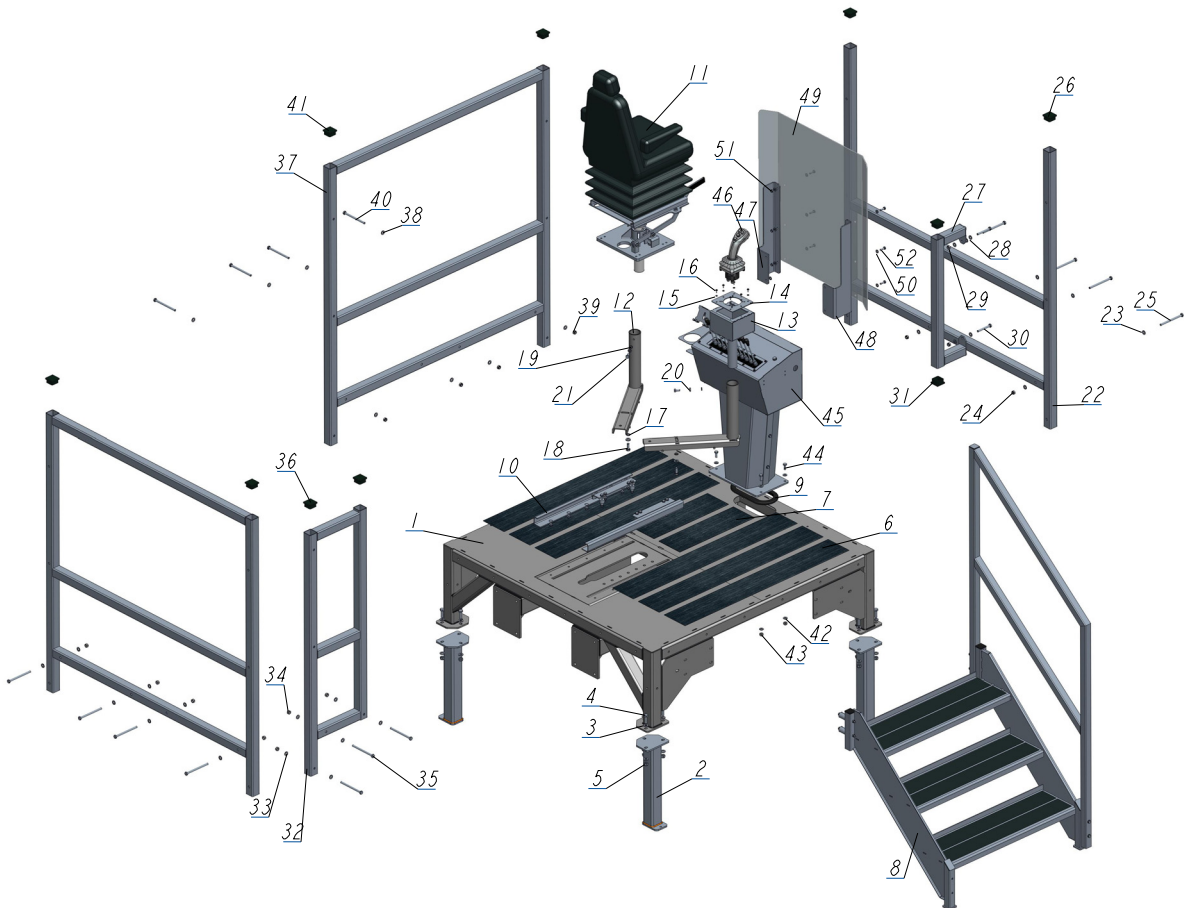


REF.	DESCRIPTION (* indicates parts available in assemblies only)	PART NO.	QTY
-	BLOCK, STEEL W/BUSHINGS - COMPLETE	521951	1
-	BLOCK, STEEL W/BUHINGS	521950-1	1
1	BLOCK, STEEL	521937	1
2	BUSHING, 5040BS SELF-LUBRICATING	088660	2
3	BUSHING, 4040BS SELF-LUBRICATING	525077	4
4	WASHER, 51/60-5	089324	2
5	WIPER, ZZ-50X60X7	088587	2
6	WASHER, WIPER - WIDE	525080	4
7	WIPER, ZZ-40X50X5/7	525079	4
8	FLANGE, CLAMP ROD WIPER	088887-1	2
9	FLANGE, WIPER	525081-1	4
10	WASHER, 8.4 FLAT ZINC	F81054-1	12
11	BOLT, M8X20 8.8 HEX HEAD FULL THREAD ZINC	F81002-4	12
12	FITTING, 3/16X3/16 STRAIGHT GREASE	P04107	1

SECTION 10 OPERATOR STAND

10.1 Frame, Rails, Ladder & Seat

589864_001
589864_MANUAL



REF	DESCRIPTION (◆ indicates parts available in assemblies only)	PART #	QTY
-	WM2500 OPERATOR STAND	589864	1
1	STAND, WM2500 OPERATOR	589865-1	1
2	LEG, WB2000 OPERATOR STAND BASE	713360-1	4
3	WASHER, 13 FLAT ZINC	F81056-1	26
4	BOLT, M12X40-8.8 HEX HEAD FULL THREAD ZI	F81004-4	12
5	NUT, M12 8 HEX NYLON ZINC LOCK	F81034-2	12
6	PAD, NON-SKID	713579	6
7	ANTI-SLIP PAD	589966	2
8	LADDER See Section 10.2	717323_	1
9	GROMMET, 4 3/8 X 10 OVAL RUBBER	085759	1
10	SEAT GUIDE See Section 10.3	593779	1

10

OPERATOR STAND Frame, Rails, Ladder & Seat

REF	DESCRIPTION (◆ indicates parts available in assemblies only)	PART #	QTY	
11	SEAT ASSY. See Section 10.4	589945	1	
12	ARM WELDMENT, JOYSTICK	711484-1	2	
13	BOX WELDMENT, JOYSTICK MOUNT	711491-1	1	
14	PLATE, MOUNTING	711492-1	1	
15	WASHER, 5.3 FLAT ZINC	F81052-1	6	
16	SCREW, #10-24 X 1/2" SELF-TAPPING	F05015-7	6	
17	WASHER, Z12.2 SPLIT LOCK ZINC	F81056-2	2	
18	BOLT, M12X30 8.8 HEX HEAD FULL THREAD ZI	F81004-22	2	
19	WASHER, Z 10.2 SPLIT LOCK ZINC	F81055-2	2	
20	NUT, M10-04-W HEX ZINC THIN	F81033-6	2	
21	BOLT, M10X20-5.8 HEX HEAD FULL THREAD ZI	F81003-1	2	
-	SIDE COVER	593916	1	
22	RAILING	593915-1	1	
23	WASHER, 10.5 FLAT ZINC	F81055-1	8	
24	NUT, M10-8-B HEX NYLON ZINC LOCK	F81033-1	4	
25	BOLT, M10X140-8.8 HEX HEAD ZINC	F81003-5	4	
26	CAP, 50X50 (3-5MM THICK) (199274MOSS) TU	095371	2	
-	RAILING	593921	1	
27	RAILING	593919-1	1	
28	WASHER, 10.5 FLAT ZINC	F81055-1	4	
29	NUT, M10-8-B HEX NYLON ZINC LOCK	F81033-1	2	
30	BOLT, M10X80-8.8 HEX HEAD ZINC	F81003-50	2	
31	CAP, 50X50 (3-5MM THICK) (199274MOSS) TU	095371	2	
-	RAILING, SIDE SMALL	593926	1	
32	RAILING	593927-1	1	
33	WASHER, 10.5 FLAT ZINC	F81055-1	6	
34	NUT, M10-8-B HEX NYLON ZINC LOCK	F81033-1	3	
35	BOLT, M10X140-8.8 HEX HEAD ZINC	F81003-5	3	
36	CAP, 50X50 (3-5MM THICK) (199274MOSS) TU	095371	2	
-	SIDE COVER	593914	2	
37	RAILING	593913-1	1	
38	WASHER, 10.5 FLAT ZINC	F81055-1	8	
39	NUT, M10-8-B HEX NYLON ZINC LOCK	F81033-1	4	
40	BOLT, M10X140-8.8 HEX HEAD ZINC	F81003-5	4	
41	CAP, 50X50 (3-5MM THICK) (199274MOSS) TU	095371	2	
42	WASHER, 10.5 FLAT ZINC	F81055-1	8	
43	NUT, M10-8-B HEX NYLON ZINC LOCK	F81033-1	4	
44	BOLT, M10X25-8.8-FE/ZN5	F81003-11	4	
45	CONTROL BOX, REMOTE WM2500-10S See Section 10.5	589940	1	
46	JOYSTICK, HJMST-000004	078360	1	
47	BRACKET, CONTROL BOX GUARD - LEFT	500767-1	1	
48	BRACKET, CONTROL BOX GUARD	500766-1	1	

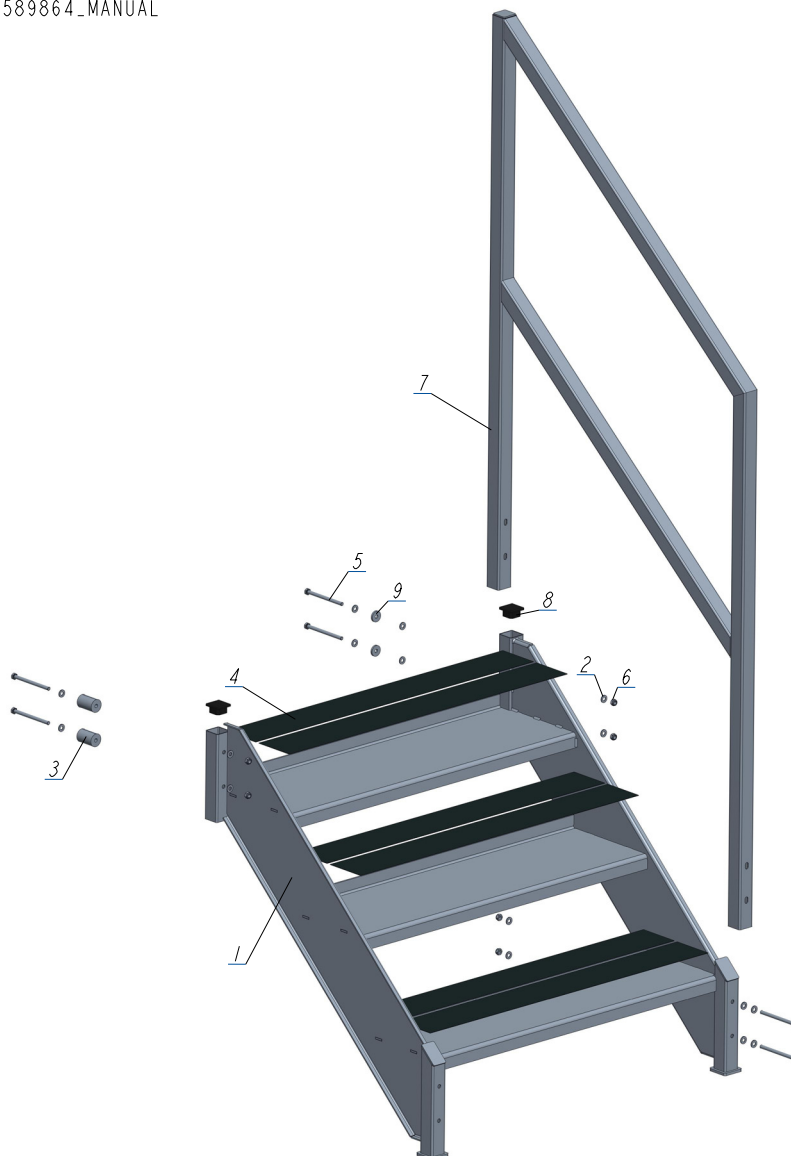
OPERATOR STAND
Frame, Rails, Ladder & Seat

10

REF	DESCRIPTION (◆ indicates parts available in assemblies only)	PART #	QTY	
49	COVER, CONTROL BOX	593955	1	
50	WASHER, 8.4 FLAT ZINC	F81054-1	14	
51	NUT, M8-8-B HEX NYLON ZINC LOCK	F81032-2	6	
52	BOLT, M8X25-8.8-B HEX HEAD FULL THREAD Z	F81002-5	6	

10.2 Ladder (717323)

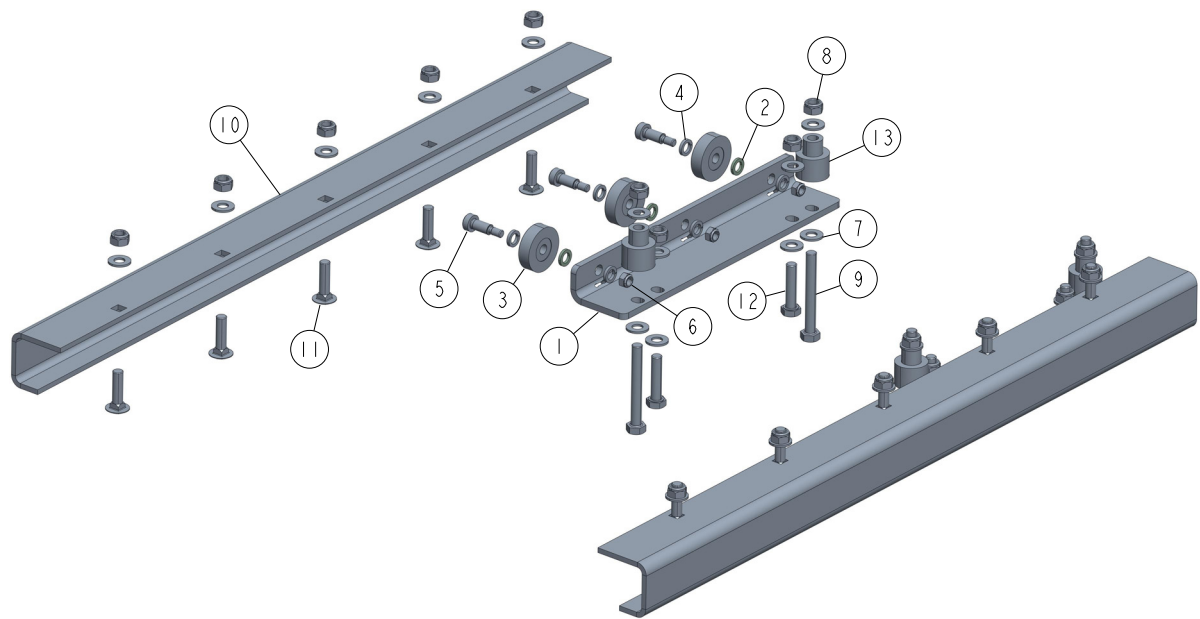
717323_001
589864_MANUAL



REF	DESCRIPTION (◆ indicates parts available in assemblies only)	PART #	QTY
-	LADDER	717323	1
1	LADDER WIDE	719974-1	1
2	WASHER, 8.4 FLAT ZINC	F81054-1	16
3	SLEEVE 8.5/30-44	717329-1	2
4	PAD, NON-SKID	713405	6
5	BOLT, M8X110 -8.8- HEX HEAD ZINC	F81002-53	6
6	NUT, M8-8-B HEX NYLON ZINC LOCK	F81032-2	6
7	RAIL PLATFORM	717331-1	1
8	CAP, 40X40X (3-4) TUBE END	097480	2
9	WASHER 8.4/25-4	535377-1	2

10.3 Seat Guide (593779)

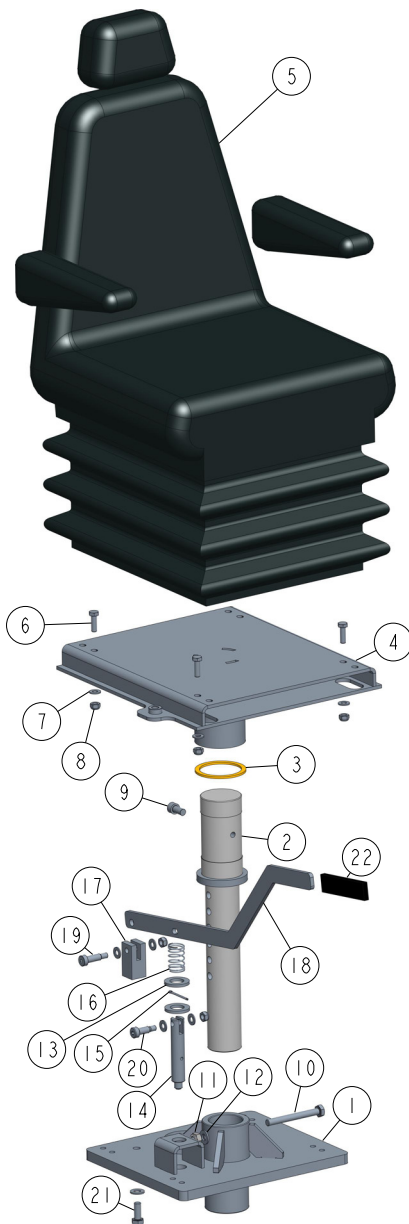
593779_001
593779



REF	DESCRIPTION (◆ indicates parts available in assemblies only)	PART #	QTY
-	GUIDE, SEAT	593779	1
1	MOUNTING, GUIDE ROLLERS	593776-1	2
2	SPACER, BEARING	593778	6
3	ROLLERS, R-35-M METAL	593782	6
4	WASHER, 8.2 SPLIT LOCK ZINC	F81054-4	12
5	BOLT, 8/M6X16-12.9 ISO 7379 SHOULDER	F81001-70	6
6	NUT, M6-8-B HEX NYLON LOCK ZINC	F81031-2	6
7	WASHER, 8.4 FLAT ZINC	F81054-1	26
8	NUT, M8-8-B HEX NYLON ZINC LOCK	F81032-2	18
9	BOLT, M8X65 5.8 HEX HEAD ZINC	F81002-3	4
10	CHANNEL, GUIDE	593777-1	2
11	BOLT, M8X30-8.8 CARRIAGE ZINC	F81002-69	10
12	BOLT, M8X35-8.8 HEX HEAD FULL THREAD ZIN	F81002-13	4
13	BUSHING	593781	4

10.4 Seat Assembly (589945)

589945_001_A
589945

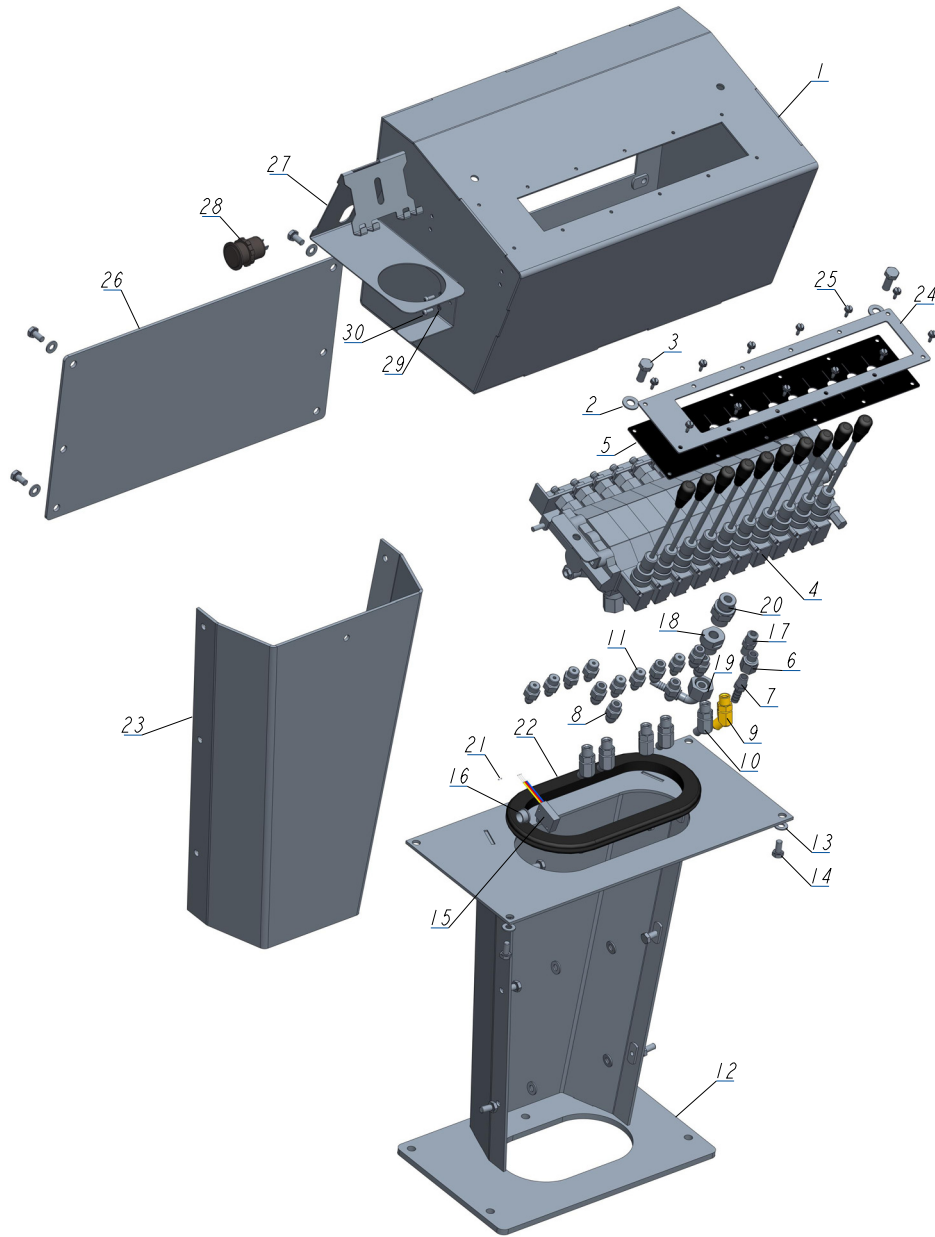


REF	DESCRIPTION (◆ indicates parts available in assemblies only)	PART #	QTY
-	SEAT ASSY.	589945	1
1	BASE, SEAT	589944-1	1
2	ROD, OPERATOR SEAT SUPPORT	713416-1	1
3	WASHER, SLIDE	713395	1
4	MOUNT WELDMENT, SEAT	711496-1	1
5	SEAT, CS85/C1 AR HD PVC	711482	1
6	BOLT, M8X25-8.8-B HEX HEAD FULL THREAD Z	F81002-5	4
7	WASHER, 8.4 FLAT ZINC	F81054-1	8
8	NUT, M8-8-B HEX NYLON ZINC LOCK	F81032-2	6
9	SCREW M10X20 SHCS ZC 8.8 DIN 912 ISO4762	F81003-108	1
10	BOLT, M10X90-8.8-B HEX HEAD ZINC	F81003-66	1

REF	DESCRIPTION (◆ indicates parts available in assemblies only)	PART #	QTY	
11	NUT, M10-8-B HEX NYLON ZINC LOCK	F81033-1	1	
12	WASHER, 10.5 FLAT ZINC	F81055-1	2	
13	WASHER, 6.4 FLAT ZINC	F81053-1	16	
14	BOLT, M6X45-8.8 HEX HEAD ZINC	F81001-6	8	
15	NUT, M6-8-B HEX NYLON LOCK ZINC	F81031-2	8	
16	WASHER, 21 FLAT ZINC	F81059-2	2	
17	PIN, SEAT LOCK	589953	1	
18	PIN, S-ZN 4X25 COTTER	F81043-2	1	
19	SPRING, ZINC	087040	1	
20	BRACKET, REAR BLOCKING	589955-1	1	
21	PLATE, LOCKING LEVER	589970	1	
22	BOLT, 10/M8X25 12.9 ISO7379 SHOULDER	F81003-77	1	
23	BOLT, 10/M8X20-12.9 BOSSARD SHOULDER	F81003-99	1	
24	BOLT, M10X25 8.8 HEX HEAD FULL THREAD	F81003-31	1	
25	COVER, LT15 GRIP LOG CLAMP	086875	1	

10.5 WM2500 Remote Control Box (589940)

589940_001
589864_MANUAL

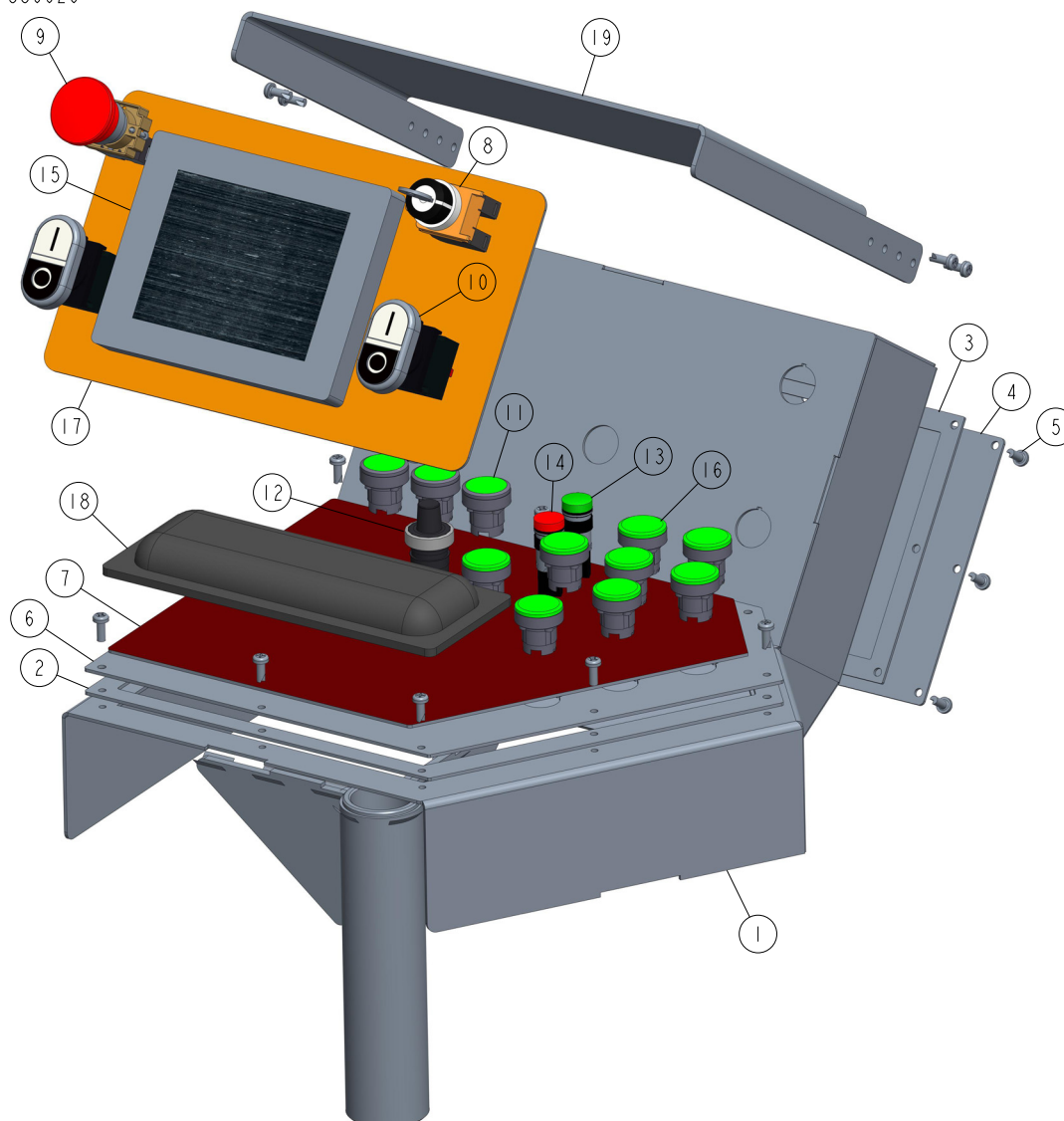


REF	DESCRIPTION (◆ indicates parts available in assemblies only)	PART #	QTY
-	CONTROL BOX, REMOTE WM2500-10s	589940	1
1	HOUSING, HYDRAULIC VALVE; WM2500 CONTROL BOX	589920-1	1
2	WASHER, 10.5 FLAT ZINC	F81055-1	2
3	BOLT, M10X25-8.8-FE/ZN5	F81003-11	2
4	VALVE, HDS11/10- 8-SECTION HYDRAULIC	091344	1
5	GUARD, RUBBER HYDRAULIC VALVE 10-SECTION	091739	1
6	FITTING, 6SAE MALE-1/4NPT FEMALE	014686	1
7	FITTING, 1/4NPT-3/8 BARB	014685	1
8	FITTING, 3/8" O-RING X 3/8" JIC	014687	6
9	FITTING, #6SAE 45 DEG ELBOW	015489	1

REF	DESCRIPTION (◆ indicates parts available in assemblies only)	PART #	QTY	
10	FITTING, #4 SAE - #6 SAE 45° ELBOW	015488	5	
11	FITTING, 1/4JIC-3/8 O-RING	P26284	9	
12	STAND, CONTROL BOX	589915-1	1	
13	WASHER, 8.4 FLAT ZINC	F81054-1	14	
14	BOLT, M8X16 -8.8-B HEX HEAD FULL THREAD	F81002-20	14	
15	MICROSWITCH, HYDRAULIC VALVE	014765	1	
16	GROMMET, 15,9 UB625 RUBBER	086816	1	
17	FITTING, 3/8JIC-1/4NPT STRAIGHT	015560	1	
18	FITTING, M22X1.5 / 1/4 - 18 NPT ZINC-PL.	093139-1	1	
19	FITTING, PN10AFL 13-90 ELBOW	094485	1	
20	FITTING, VMNW10HS22	094486	1	
21	TERMINAL, NCI 4,8-2,5/0,8 BPCV 330-351939	F05708-21	2	
22	GROMMET, 4 3/8 X 10 OVAL RUBBER	085759	1	
23	COVER, CONTROL BOX STAND	589922-1	1	
24	PLATE, 10-SECTION VALVE PAINTED	091826-1	1	
25	SCREW, #10-24 X 1/2" SELF-TAPPING	F05015-7	12	
26	PLATE, CONTROL BOX	589943-1	1	
27	STAND, PHONE	589929	1	
28	USB CHARGER W/ COVER, 12-24V/5V 1A 2 A	592783	1	
29	WASHER, Z 4.1 SPLIT LOCK ZINC	F81051-1	4	
30	SCREW, M4X12-5.8-B CROSS RECESSED PAN HE	F81011-43	4	

10.6 Control Panel (589926)

589926_001_A
589926



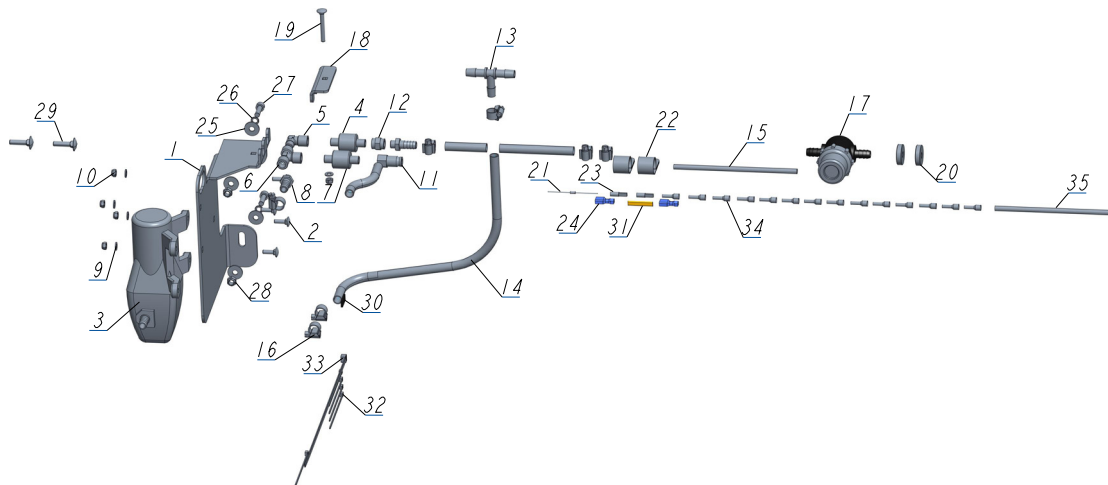
REF	DESCRIPTION (◆ indicates parts available in assemblies only)	PART #	QTY
-	CONTROL PANEL, WM2500 KPL.	589926	1
1	CONTROL PANEL, WELDED	589925-1	1
2	GASKET, WM2500 FACEPLATE	589960	1
3	GASKET, WM2500 BACKPLATE	589963	1
4	BACKPLATE, WM2500 CONTROL PANEL	589964-1	1
5	BOLT, #10-24X1/2 PH PAN HEAD TYPE 23	F05015-17	21
6	FACEPLATE, CONTROL PANEL	589961-1	1
7	STICKER, WM2500 CONTROL PANEL	589962	1
8	SWITCH, KEY	087350	1
9	BUTTON, EMERGENCY STOP	502315	1
10	SWITCH XB5AW331 M5	532796	2
11	BUTTON, ZB5AW313 GREEN	536059	3
12	SWITCH, POTENTIOMETER 22MM 5K.	068077	1
13	LAMP, CONTROL	087348	1

REF	DESCRIPTION (◆ indicates parts available in assemblies only)	PART #	QTY	
14	LIGHT, XB6AV4BB CONTROL RED	091099	1	
15	SCREEN, HMISTU855 TOUCH	508978	1	
16	BUTTON, SCHNEIDER GREEN	536055	8	
17	STICKER, WM2500 CONTROL PANEL UPPER	589968	1	
18	PAD, THIMBLE	594212	1	
19	COVER, WM2500 CONTROL PANEL	594004-1	1	

SECTION 11 MISCELLANEOUS

11.1 WM2500 Blade Lube System

593030_001
593030_MANUAL

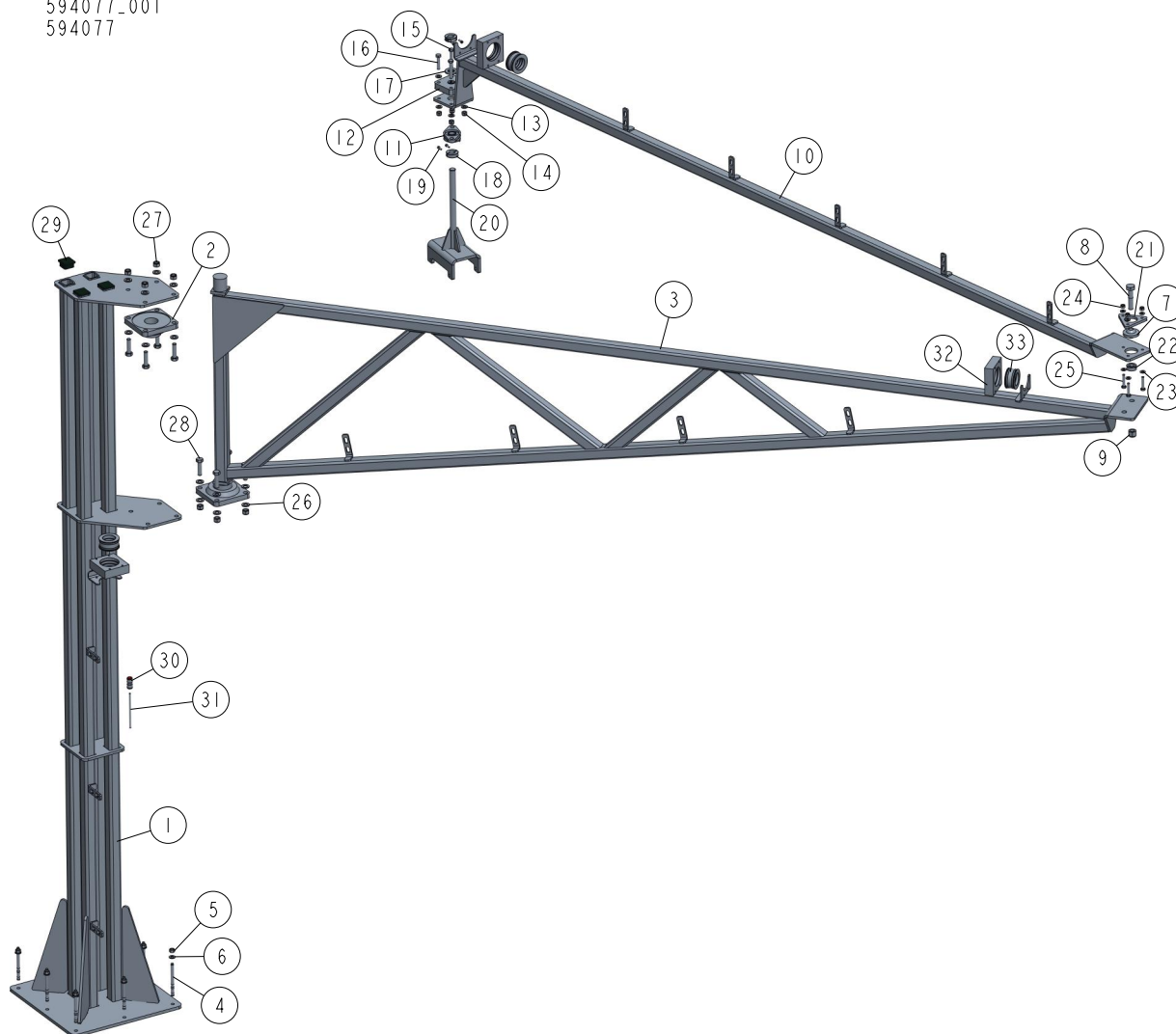


REF	DESCRIPTION (◆ indicates parts available in assemblies only)	PART #	QTY
-	LUBE SYSTEM, WM2500 BLADE	593030	1
-	PUMP ASSY. LMS	593029	1
1	PLATE, LMS PUMP MOUNT	513248-1	1
2	BOLT, M5X16 DIN 603 CARRIAGE	F81000-75	4
3	PUMP ASSEMBLY, PRESSURE LUBE	510763	1
4	VALVE, 1/8"NPT 6PSI CHECK	512790	1
5	ELBOW, WZ G1/8 THREADED	512717	1
6	FITTING, T WWW G1/8 THREADED TEE	512716	1
7	VALVE, 1/8"NPT 3PSI CHECK	033449	1
8	FITTING, G1/8 THREADED (FOR 10MM HOSE)	512715	2
9	WASHER, 5.3 FLAT ZINC	F81052-1	5
10	NUT, M5-8 DIN985 HEX NYLON ZINC LOCK	F81030-2	5
11	FITTING, 1/4TBX1/8FPT, STRAIGHT AIR	033450	1
12	NIPPLE, G1/8 FEMALE THREAD	512718	1
13	FITTING, 3/8 BARB TEE CONNECTOR	033451	1
14	TUBE, 3/8"	R01885_1 2_	1
15	TUBING, 1/4" AIR	R01869	1
16	CLAMP, 8-12MM DIA. WORM	F81080-1	7
17	FILTER, 3/8 BARB LUBE	033447	1
18	PLATE, 3 MM THICK ST3S	512668-1	1
19	BOLT, M5X40 DIN 603 CARRIAGE	F81000-76	1
20	SPACER, WATER FILTER	088728	2
21	DIODE, 1N4007	087497	1

REF	DESCRIPTION (◆ indicates parts available in assemblies only)	PART #	QTY	
22	CLAMP, 5/8 EMT COATED	010748	2	
23	TERMINAL, WCI 6,3-2,5/08/OP MALE INSULAT	F05708-16	2	
24	TERMINAL, 1/4" QUICK 14-16GA FI	F05708-3	2	
25	WASHER, 6.5 SPECIAL FLAT ZINC	F81053-11	4	
26	WASHER, Z 6.1 SPLIT LOCK	F81053-3	2	
27	SCREW, M6X20 8.8 HEX SOCKET HEAD CAP ZIN	F81001-22	2	
28	NUT, M6-8-B HEX NYLON LOCK ZINC	F81031-2	2	
29	BOLT, M6X25-8.8 ZINC	F81001-20	2	
30	CASSETTE, MK8 BLACK RIBBON	F81081-34	1	
31	PROFILE, 1MM2 P0-04 YELLOW MARKING	F81081-36	1	
32	TIE WRAP, TK 9/3	F81082-4	5	
33	TIE WRAP	F81082-5	1	
34	TERMINAL, HI 1/6 CABLE END	F81083-3	14	
35	TUBING, 1/4" AIR	R01869	1	

11.2 WM2500 Pantograph (594077)

594077_001
594077



REF	DESCRIPTION (◆ indicates parts available in assemblies only)	PART #	QTY
-	PANTOGRAPH WM2500	594077	1
1	COLUMN, PNTOGRAPH	503575-1	1
2	BEARING, UCF 211 W/HOUSING	089889	2
3	TRUSS, PANTOGRAPH	503585-1	1
-	BOLT, M12 140MM ANCHOR	084529	8
4	BOLT, M12 140MM ANCHOR	084529	1
5	NUT, M12-8 ZINC	F81034-1	1
6	WASHER, 13 FLAT ZINC	F81056-1	1
7	BALL JOINT, 3/4IDX2 1/2OD	042538	1
8	BOLT, 3/4-10X3 1/2 HEX HEAD	F05009-54	1
9	NUT, 3/4-10 NYLON LOCK	F05010-103	1
10	ARM, PANTOGRAPH PIVOT	503597-1	1
11	BEARING, UCFL205, (COMPLEX). W/HOUSING	089124	1
12	BLOCK, BEARING MOUNT	503601	1
13	WASHER, 13 FLAT ZINC	F81056-1	8
14	NUT, M12 8 HEX NYLON ZINC LOCK	F81034-2	4

REF	DESCRIPTION (◆ indicates parts available in assemblies only)	PART #	QTY	
15	BOLT, M12X70-8.8-HEX HEAD ZINC	F81004-39	2	
16	BOLT, M12X55 8.8 HEX HEAD ZINC	F81004-43	2	
17	WASHER, 28 FLAT ZINC	F81061-1	1	
-	RING, FI25 SLOTTED	503602	2	
18	RING, FI25 SLOTTED	503602	1	
19	SCREW, M6X16 8.8 HEX SOCKET HEAD CAP ZIN	F81001-21	2	
20	BRACKET, PANTOGRAPH	594075-1	1	
21	PLATE, PANTOGRAPH ARM PIVOT	503607-1	1	
22	RING, 25 RETAINING	F81039-4	1	
23	WASHER, 10.5 FLAT ZINC	F81055-1	6	
24	NUT, M10-8-B HEX NYLON ZINC LOCK	F81033-1	3	
25	BOLT, M10X50-8.8-HEX HEAD FULL THREAD ZI	F81003-4	3	
26	WASHER, 17 FLAT ZINC	F81058-1	16	
27	NUT, M16, HEX NYLON ZINC LOCK	F81036-2	8	
28	BOLT, M16X60-8.8-HEX HEAD FULL THREAD ZI	F81006-12	8	
29	CAP, 50X50 (3-5MM THICK) (199274MOSS) TU	095371	4	
30	FITTING, 1/2" (KQ2H13-00) SMC STRAIGHT	509962	1	
31	WIRE, 1/2" 3M	R01869-2_3	1	
32	HOUSING, KDL-JUMBO1 CABLE ENTRY SYSTEM	514715	3	
33	GROMMET, KDT/Z JUMBO	514716	3	